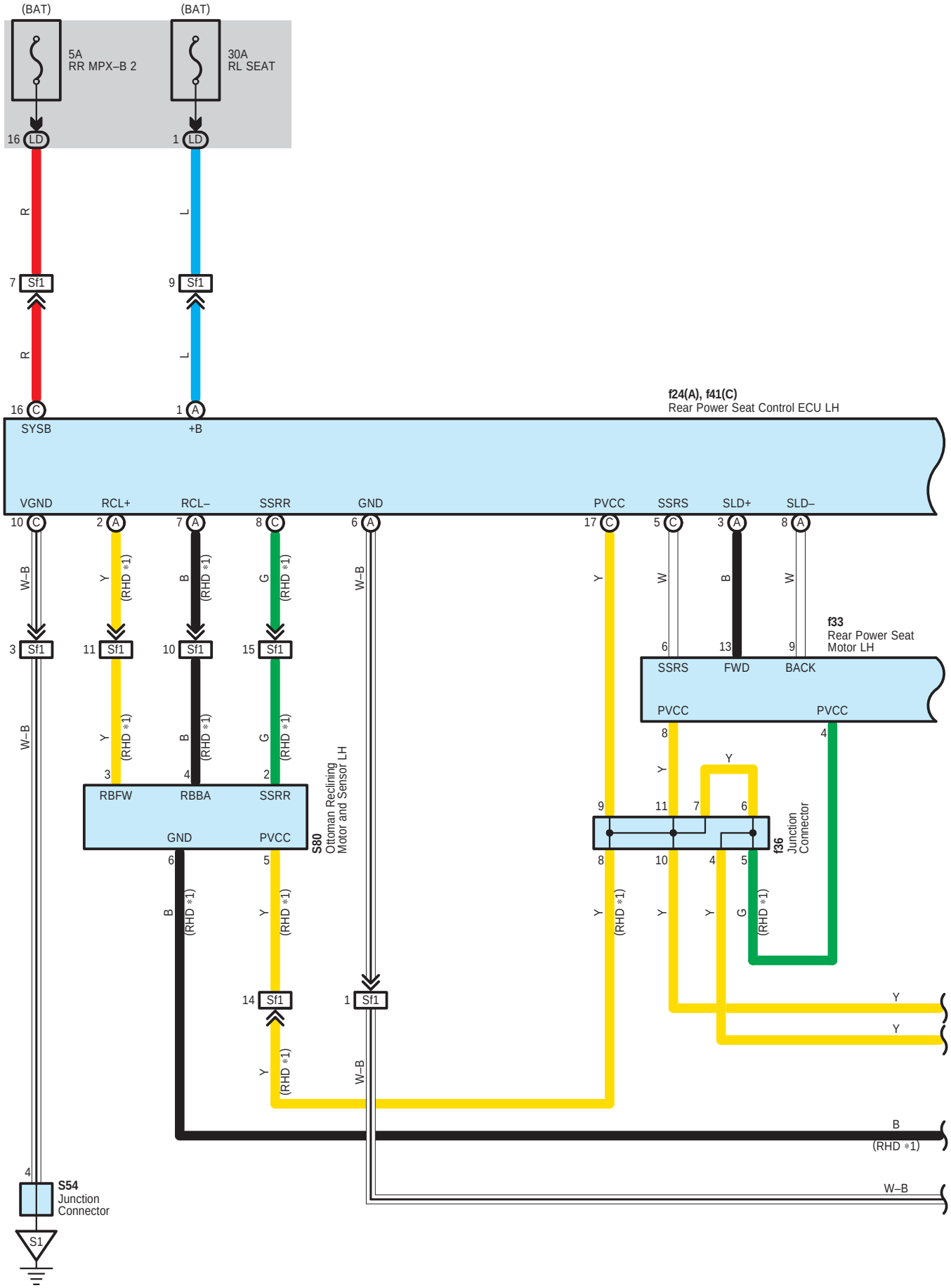
(BAT)
5A
RR MPX–B 2
(BAT)
30A
RL SEAT
16 LD
1 LD
R
L
7 Sf1
9 Sf1
R
L
16 C
SYSB
1 A
+B
f24(A), f41(C)
Rear Power Seat Control ECU LH
VGND
RCL+
RCL–
SSRR
GND
PVCC
SSRS
SLD+
SLD–
10 C
2 A
7 A
8 C
6 A
17 C
5 C
3 A
8 A
W–B
Y
(RHD *1)
B
(RHD *1)
G
(RHD *1)
W–B
Y
W
B
W
f33
Rear Power Seat
Motor LH
3 Sf1
11 Sf1
10 Sf1
15 Sf1
6
13
9
SSRS
FWD
BACK
PVCC
PVCC
W–B
Y
(RHD *1)
B
(RHD *1)
G
(RHD *1)
8
4
Y
Y
3
4
2
RBFW
RBBA
SSRR
GND
PVCC
S80
Ottoman Reclining
Motor and Sensor LH
9
11
7
6
f36
Junction
Connector
6
5
8
10
4
5
B
(RHD *1)
Y
(RHD *1)
Y
(RHD *1)
Y
Y
G
(RHD *1)
14 Sf1
1 Sf1
Y
Y
Y
(RHD *1)
W–B
B
(RHD *1)
4
S54
Junction
Connector
W–B
S1

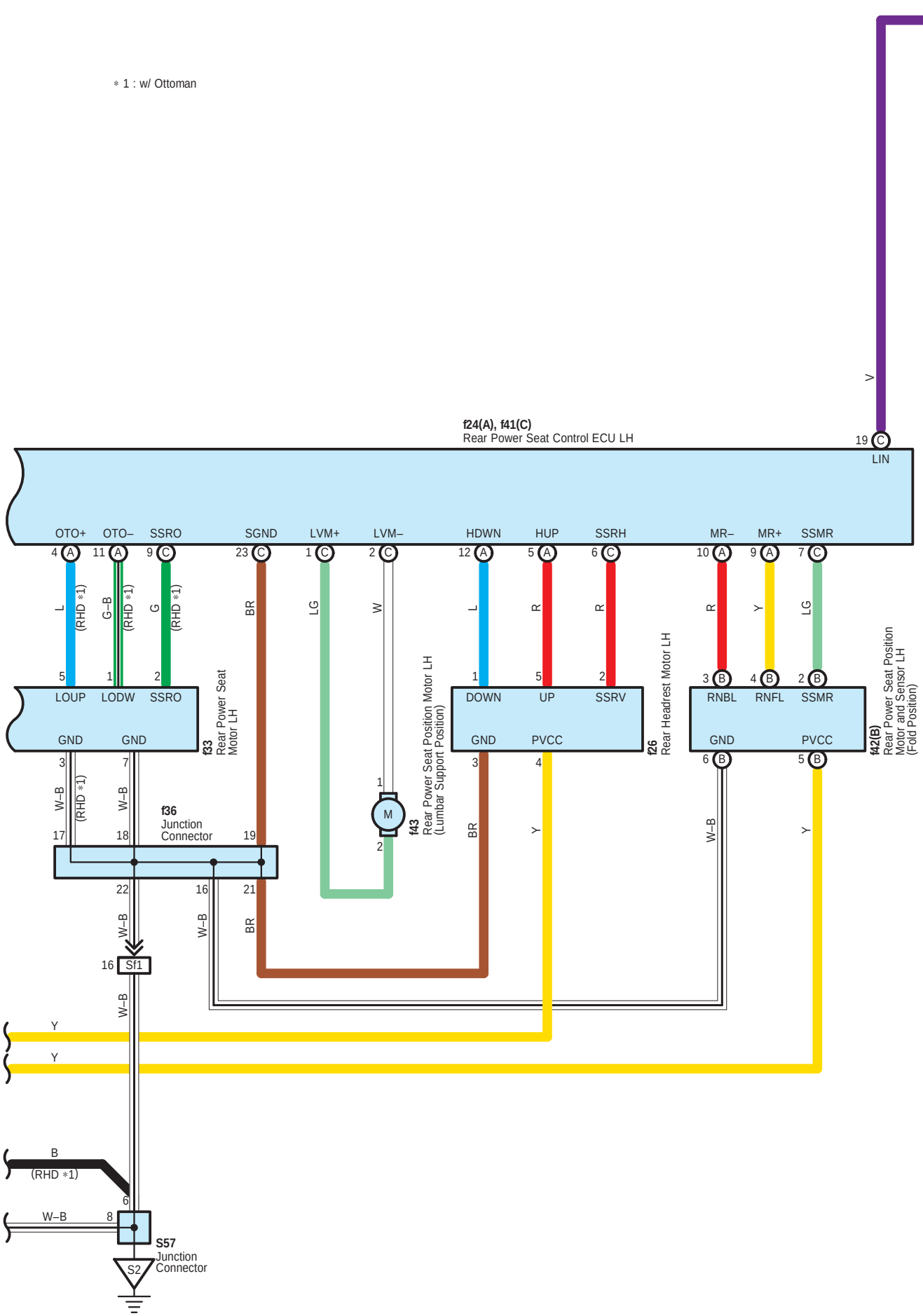
∗1 : w/ Ottoman
V
V
f24(A), f41(C)
Rear Power Seat Control ECU LH
19 C
LIN
OTO+
OTO–
SSRO
SGND
LVM+
LVM–
HDWN
HUP
SSRH
MR–
MR+
SSMR
4 A
11 A
9 C
23 C
1 C
2 C
12 A
5 A
6 C
10 A
9 A
7 C
L
(RHD ∗1)
G–B
(RHD ∗1)
G
(RHD ∗1)
BR
LG
W
L
R
R
R
Y
LG
5
1
2
LOUP
LODW
SSRO
GND
GND
f33
Rear Power Seat
Motor LH
1
5
2
DOWN
UP
SSRV
GND
PVCC
f26
Rear Headrest Motor LH
3 B
4 B
2 B
RNBL
RNFL
SSMR
GND
PVCC
f42(B)
Rear Power Seat Position
Motor and Sensor LH
(Fold Position)
3
7
W–B
(RHD ∗1)
W–B
17
18
f36
Junction
Connector
19
1
M
2
f43
Rear Power Seat Position Motor LH
(Lumbar Support Position)
3
4
6 B
5 B
BR
Y
W–B
Y
22
16
21
W–B
W–B
BR
16 Sf1
W–B
Y
Y
B
(RHD ∗1)
6
W–B
8
S57
Junction
Connector
S2

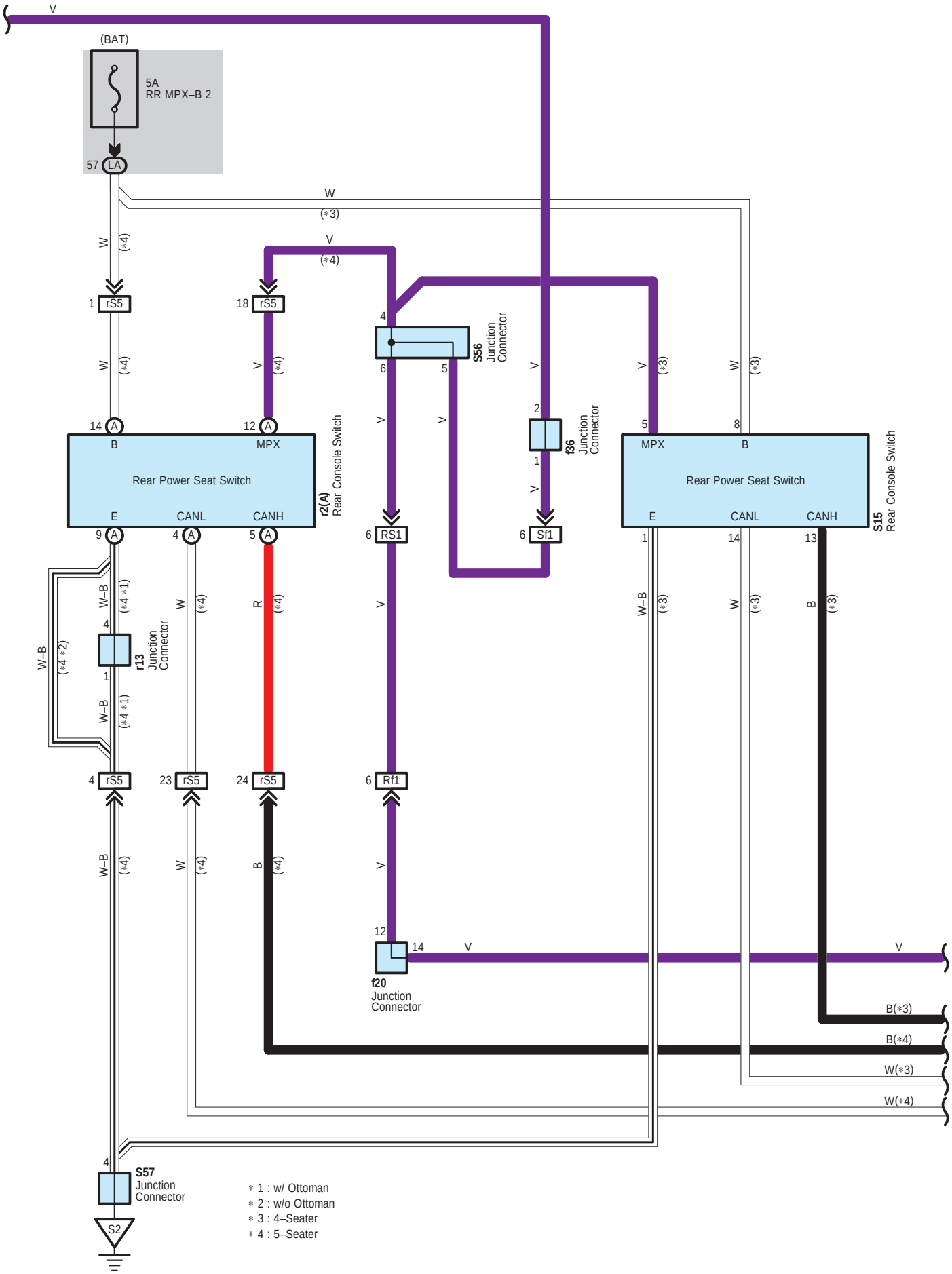
V
(BAT)
5A
RR MPX–B 2
57 LA
W
(∗3)
W
(∗4)
V
(∗4)
1 rS5
18 rS5
4
S56
Junction
Connector
6
5
V
V
(∗3)
W
(∗3)
2
f36
Junction
Connector
1
14 A
B
12 A
MPX
Rear Power Seat Switch
E
CANL
CANH
r2(A)
Rear Console Switch
9 A
4 A
5 A
6 RS1
6 Sf1
5
8
MPX
B
Rear Power Seat Switch
E
CANL
CANH
S15
Rear Console Switch
1
14
13
W–B
(∗4 ∗1)
W
(∗4)
R
(∗4)
V
W–B
(∗3)
W
(∗3)
B
(∗3)
W–B
(∗4 ∗2)
4
r13
Junction
Connector
1
W–B
(∗4 ∗1)
4 rS5
23 rS5
24 rS5
6 Rf1
W–B
(∗4)
W
(∗4)
B
(∗4)
V
12
14
V
V
f20
Junction
Connector
B(∗3)
B(∗4)
W(∗3)
W(∗4)
4
S57
Junction
Connector
S2
∗ 1 : w/ Ottoman
∗ 2 : w/o Ottoman
∗ 3 : 4–Seater
∗ 4 : 5–Seater

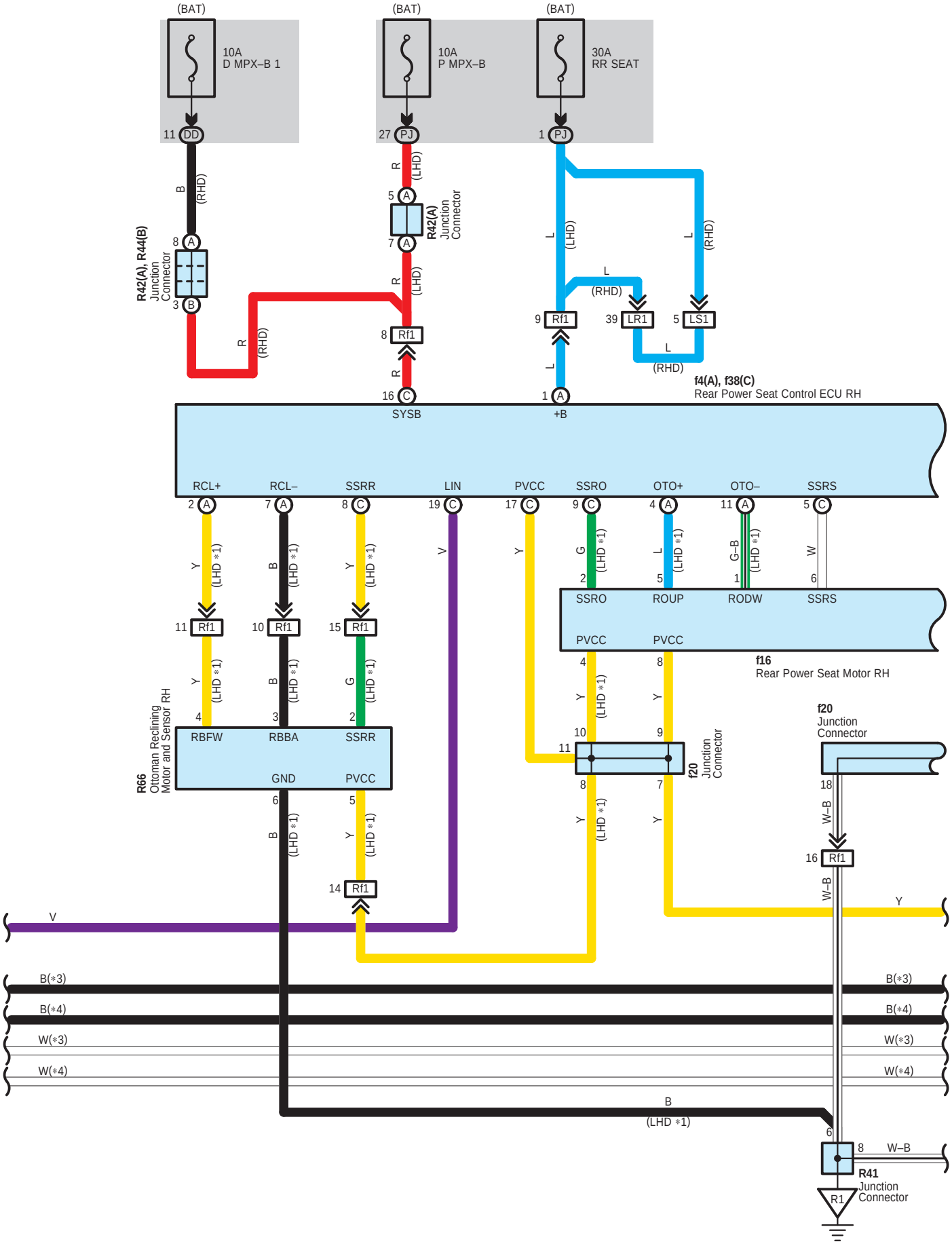
(BAT)
10A
D MPX–B 1
(BAT)
10A
P MPX–B
(BAT)
30A
RR SEAT
11 DD
27 PJ
1 PJ
B (RHD)
R (LHD)
L (LHD)
L (RHD)
R42(A), R44(B)
Junction
Connector
R42(A)
Junction
Connector
R (RHD)
R (LHD)
8 Rf1
9 Rf1
39 LR1
5 LS1
16 C
SYSB
1 A
+B
f4(A), f38(C)
Rear Power Seat Control ECU RH
RCL+
RCL–
SSRR
LIN
PVCC
SSRO
OTO+
OTO–
SSRS
SSRO
ROUP
RODW
SSRS
PVCC
PVCC
f16
Rear Power Seat Motor RH
RBFW
RBBA
SSRR
GND
PVCC
R66
Ottoman Reclining
Motor and Sensor RH
f20
Junction
Connector
f20
Junction
Connector
16 Rf1
14 Rf1
V
Y
B(∗3)
B(∗4)
W(∗3)
W(∗4)
B
(LHD ∗1)
W–B
R41
Junction
Connector
R1

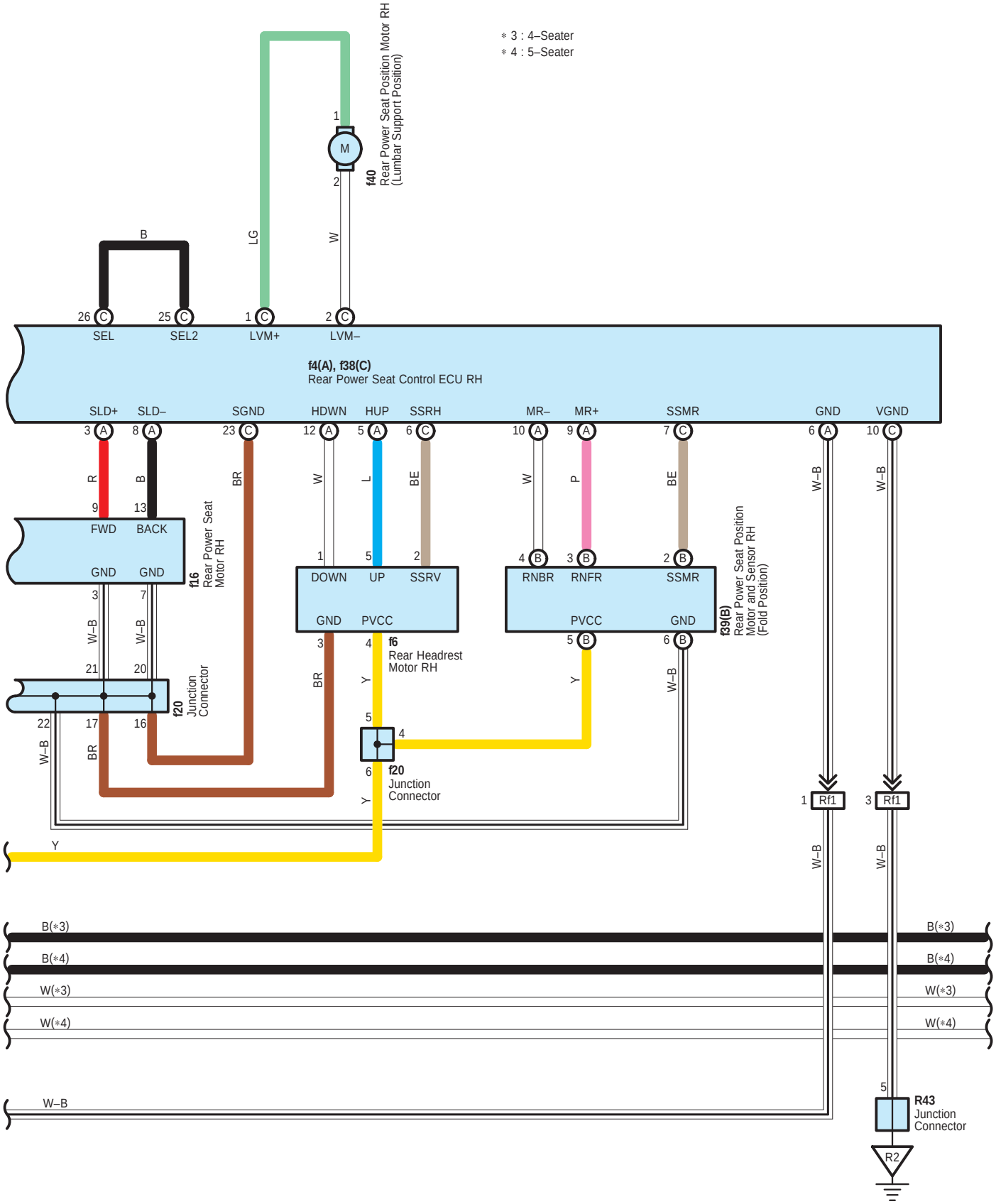
∗ 3 : 4–Seater
∗ 4 : 5–Seater
f40
Rear Power Seat Position Motor RH
(Lumbar Support Position)
M
LG
W
B
26 C SEL
25 C SEL2
1 C LVM+
2 C LVM–
f4(A), f38(C)
Rear Power Seat Control ECU RH
SLD+ SLD– SGND HDWN HUP SSRH MR– MR+ SSMR GND VGND
3 A 8 A 23 C 12 A 5 A 6 C 10 A 9 A 7 C 6 A 10 C
R B BR W L BE W P BE W–B W–B
9 13
FWD BACK
GND GND
f16
Rear Power Seat
Motor RH
3 7
W–B W–B
21 20
f20
Junction
Connector
22 17 16
W–B BR
1 5 2
DOWN UP SSRV
GND PVCC
3 4
BR Y
f6
Rear Headrest
Motor RH
5
4
6
f20
Junction
Connector
Y
4 B 3 B 2 B
RNBR RNFR SSMR
PVCC GND
5 B 6 B
Y W–B
f39(B)
Rear Power Seat Position
Motor and Sensor RH
(Fold Position)
1 Rf1 3 Rf1
W–B W–B
Y
B(∗3)
B(∗4)
W(∗3)
W(∗4)
W–B
5
R43
Junction
Connector
R2

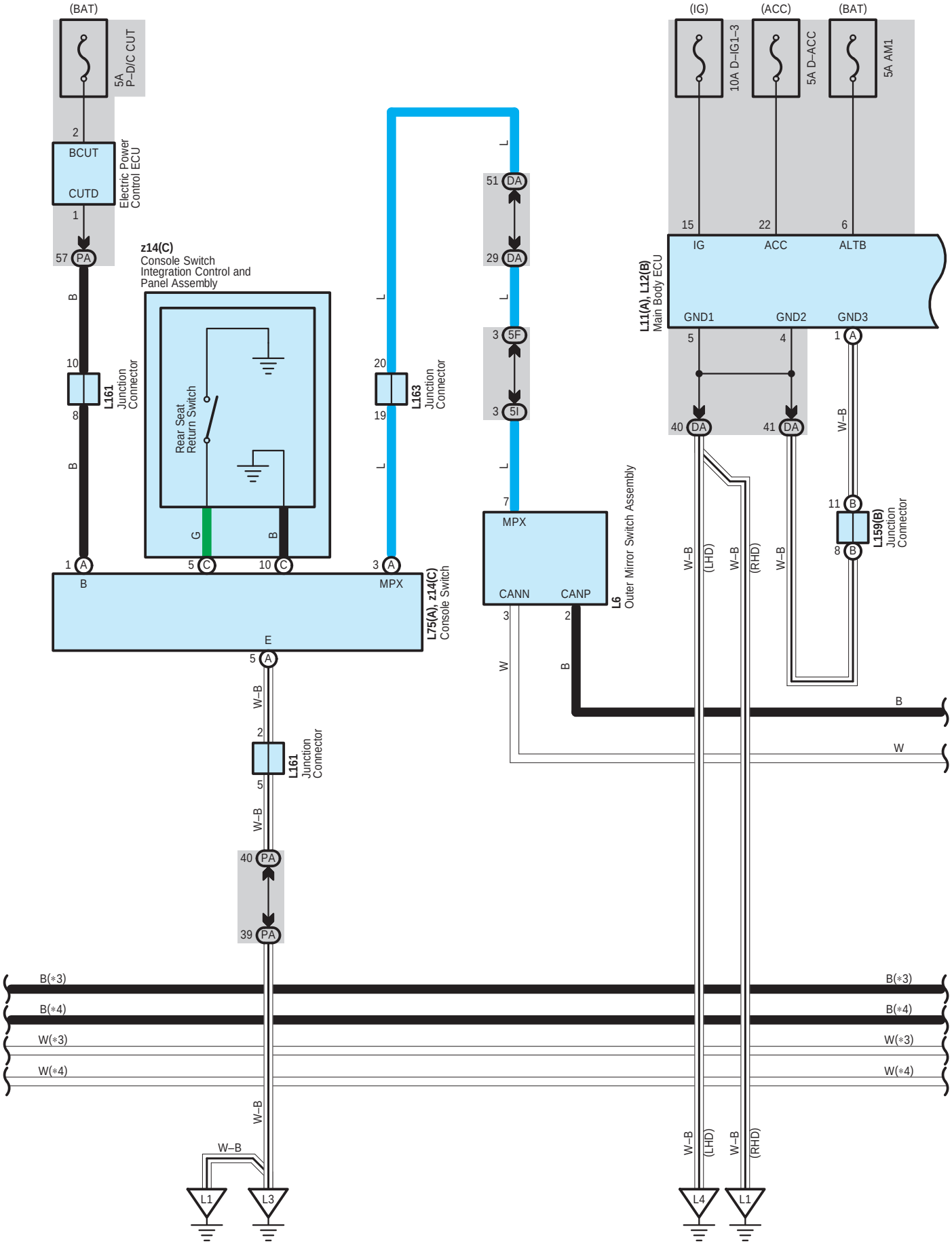
(BAT)
5A
P–D/C CUT
2
BCUT
CUTD
Electric Power
Control ECU
1
57 PA
B
10
L161
Junction
Connector
8
B
z14(C)
Console Switch
Integration Control and
Panel Assembly
Rear Seat
Return Switch
G
B
1 A
B
5 C
10 C
E
5 A
W–B
2
L161
Junction
Connector
5
W–B
40 PA
39 PA
L
20
L163
Junction
Connector
19
L
3 A
MPX
L75(A), z14(C)
Console Switch
L
51 DA
29 DA
L
3 5F
3 5I
L
7
MPX
CANN
CANP
3
2
L6
Outer Mirror Switch Assembly
W
B
(IG)
(ACC)
(BAT)
10A D–IG1–3
5A D–ACC
5A AM1
15
22
6
IG
ACC
ALTB
L11(A), L12(B)
Main Body ECU
GND1
GND2
GND3
5
4
1 A
40 DA
41 DA
W–B
11 B
8 B
L159(B)
Junction
Connector
W–B
(LHD)
W–B
(RHD)
W–B
B
W
B(∗3)
B(∗4)
W(∗3)
W(∗4)
B(∗3)
B(∗4)
W(∗3)
W(∗4)
W–B
W–B
L1
L3
W–B
(LHD)
W–B
(RHD)
L4
L1

∗ 3 : 4–Seater
∗ 4 : 5–Seater

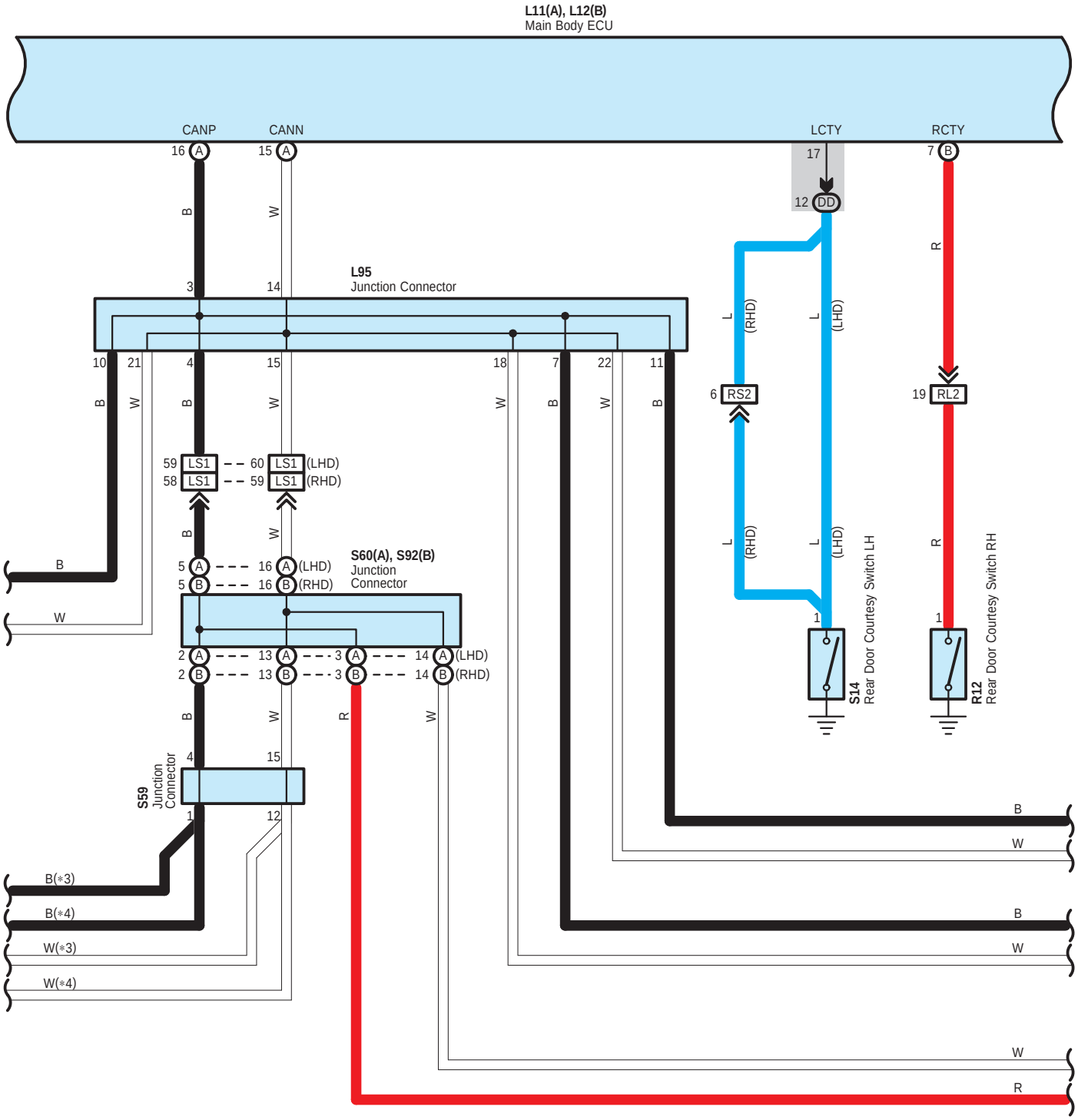

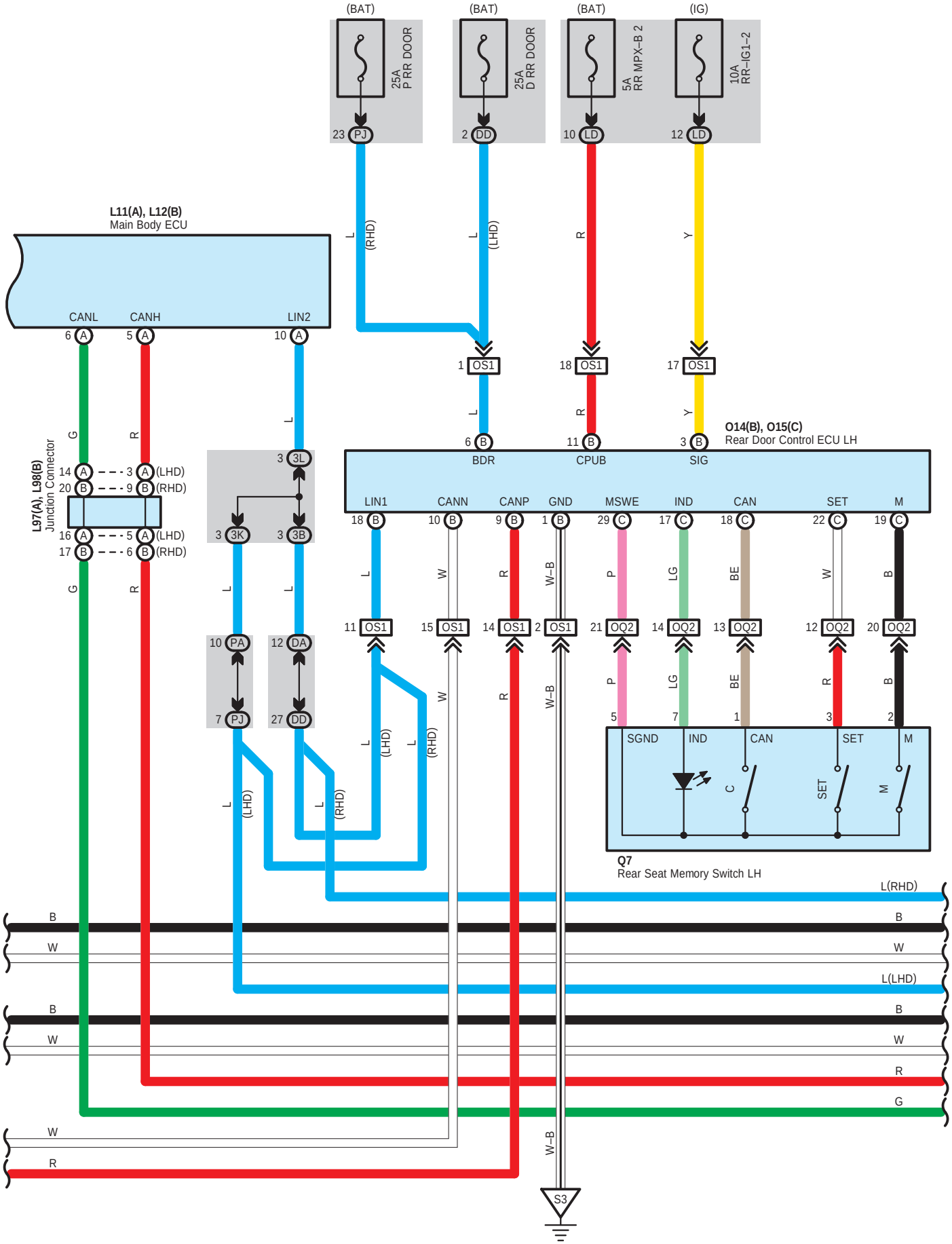
(BAT)
25A
P RR DOOR
23 PJ
(BAT)
25A
D RR DOOR
2 DD
(BAT)
5A
RR MPX-B 2
10 LD
(IG)
10A
RR-IG1-2
12 LD
L11(A), L12(B)
Main Body ECU
CANL
CANH
LIN2
6 A
5 A
10 A
L (RHD)
L (LHD)
R
Y
1 OS1
18 OS1
17 OS1
L
R
Y
6 B
BDR
11 B
CPUB
3 B
SIG
O14(B), O15(C)
Rear Door Control ECU LH
LIN1
CANN
CANP
GND
MSWE
IND
CAN
SET
M
18 B
10 B
9 B
1 B
29 C
17 C
18 C
22 C
19 C
L
W
R
W-B
P
LG
BE
W
B
11 OS1
15 OS1
14 OS1
2 OS1
21 OQ2
14 OQ2
13 OQ2
12 OQ2
20 OQ2
L97(A), L98(B)
Junction Connector
14 A
20 B
3 A (LHD)
9 B (RHD)
16 A
17 B
5 A (LHD)
6 B (RHD)
G
R
3 3L
3 3K
3 3B
10 PA
7 PJ
12 DA
27 DD
L (LHD)
L (RHD)
5
7
1
3
2
SGND
IND
CAN
SET
M
C
SET
M
Q7
Rear Seat Memory Switch LH
L(RHD)
B
W
L(LHD)
B
W
R
G
W
R
W-B
S3

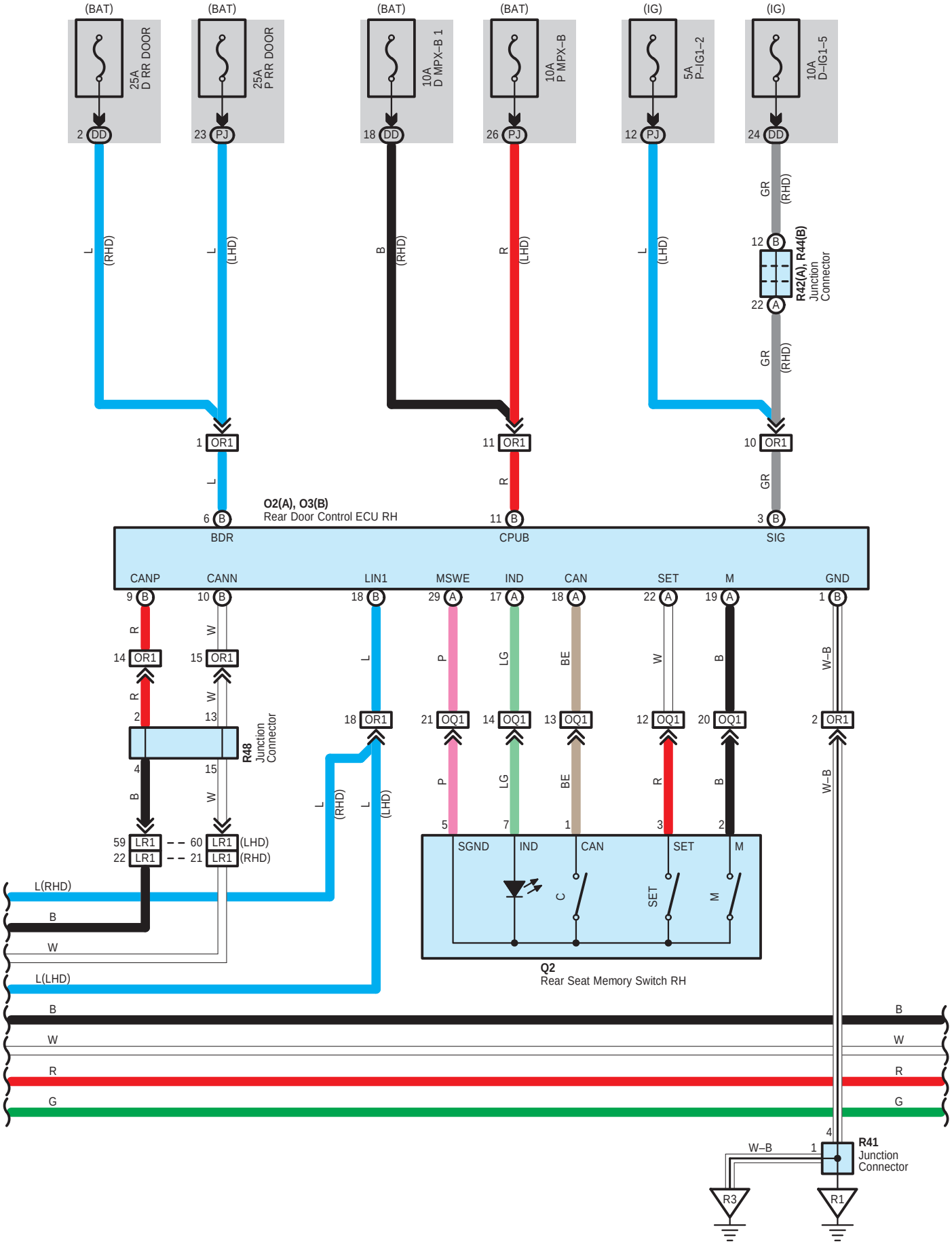
(BAT)
25A D RR DOOR
2 DD
(BAT)
25A P RR DOOR
23 PJ
(BAT)
10A D MPX-B 1
18 DD
(BAT)
10A P MPX-B
26 PJ
(IG)
5A P-IG1-2
12 PJ
(IG)
10A D-IG1-5
24 DD
L (RHD)
L (LHD)
B (RHD)
R (LHD)
L (LHD)
GR (RHD)
12 B
R42(A), R44(B) Junction Connector
22 A
GR (RHD)
1 OR1
11 OR1
10 OR1
L
R
GR
O2(A), O3(B)
Rear Door Control ECU RH
6 B
BDR
11 B
CPUB
3 B
SIG
CANP
CANN
LIN1
MSWE
IND
CAN
SET
M
GND
9 B
10 B
18 B
29 A
17 A
18 A
22 A
19 A
1 B
R
W
L
P
LG
BE
W
B
W-B
14 OR1
15 OR1
18 OR1
21 OQ1
14 OQ1
13 OQ1
12 OQ1
20 OQ1
2 OR1
2
13
R48 Junction Connector
4
15
B
W
L (RHD)
L (LHD)
P
LG
BE
R
B
W-B
5
7
1
3
2
59 LR1
22 LR1
60 LR1 (LHD)
21 LR1 (RHD)
SGND
IND
CAN
SET
M
C
SET
M
Q2
Rear Seat Memory Switch RH
L(RHD)
B
W
L(LHD)
B
W
R
G
B
W
R
G
4
W-B
1
R41 Junction Connector
R3
R1

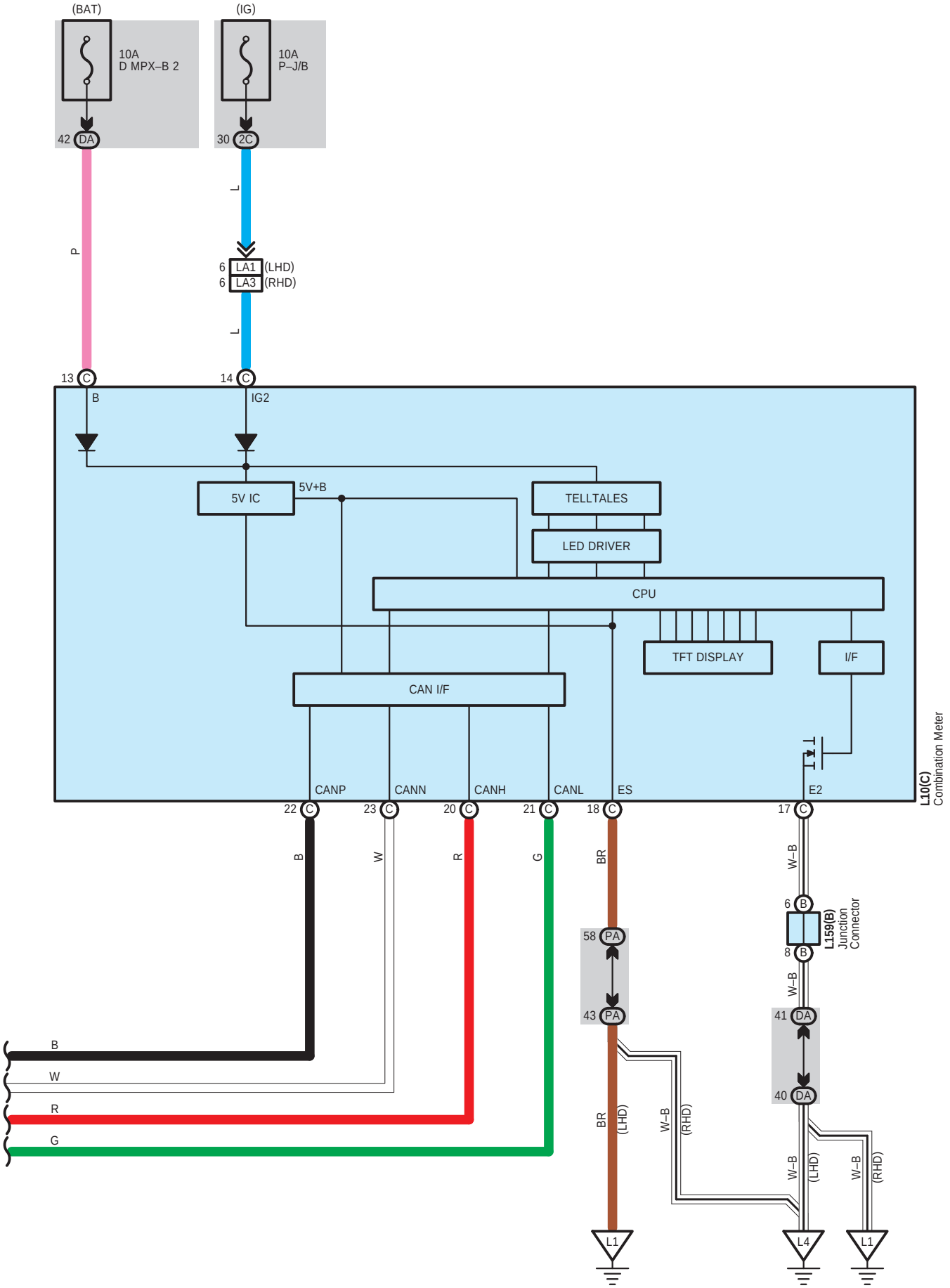
(BAT)
10A
D MPX–B 2
42 DA
(IG)
10A
P–J/B
30 2C
P
L
6 LA1 (LHD)
6 LA3 (RHD)
L
13 C
14 C
B
IG2
5V IC
5V+B
TELLTALES
LED DRIVER
CPU
TFT DISPLAY
I/F
CAN I/F
CANP
CANN
CANH
CANL
ES
E2
L10(C)
Combination Meter
22 C
23 C
20 C
21 C
18 C
17 C
B
W
R
G
BR
W–B
6 B
L159(B)
Junction
Connector
8 B
58 PA
43 PA
41 DA
40 DA
BR
(LHD)
W–B
(RHD)
W–B
(LHD)
W–B
(RHD)
L1
L4
L1

L 6
White



L 10
White

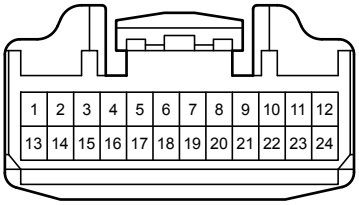

(Before Sep. 2008 Production)

L 10
Black

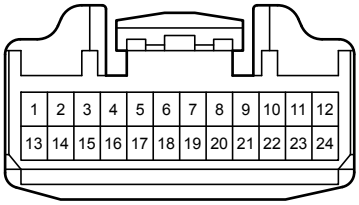

(From Sep. 2008 Production)

L 11
White

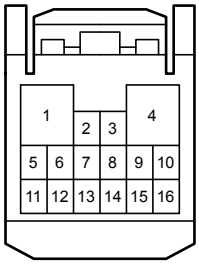

L 12
White

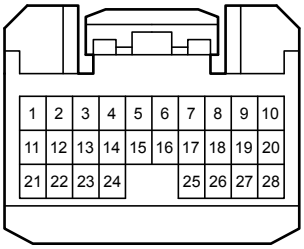

L 75
White

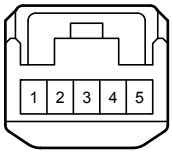

L 95
Gray

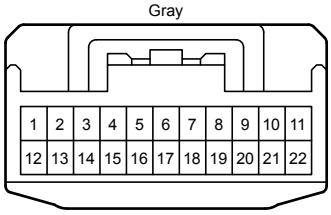

L 97
Black

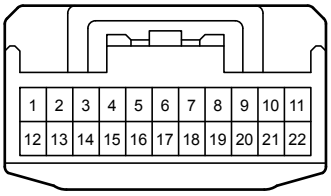

L 98
Gray

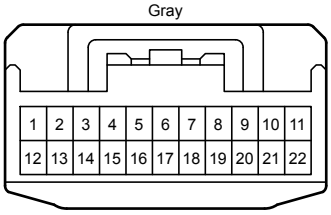

L159
Blue

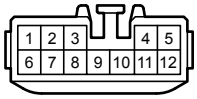

L161
Gray

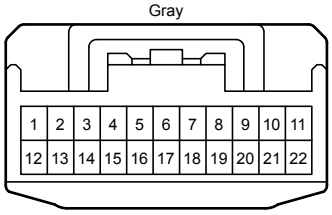

L163
Blue

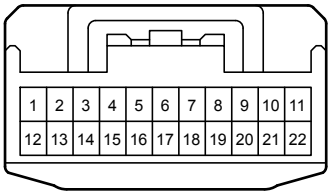

O 2
White

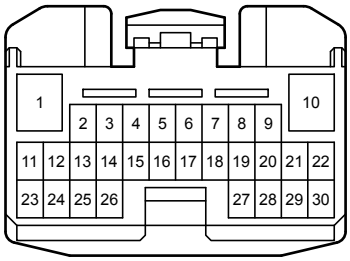

O 3
White

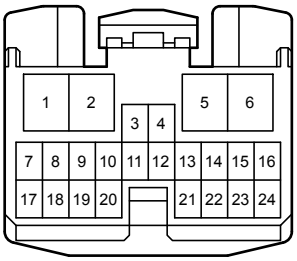

O 14
White

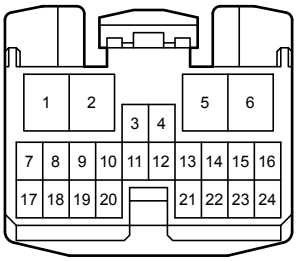

O 15
White

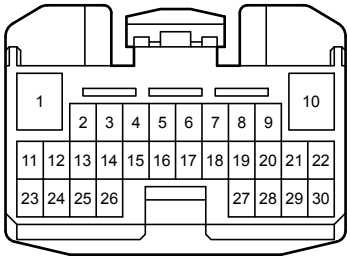

Q 2
Black

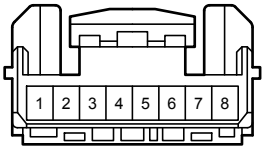

Q 7
Black

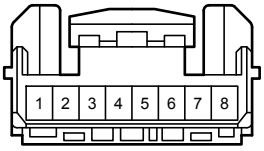

R 12
White

R 41
White

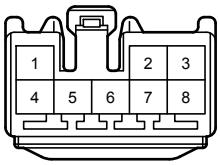

R 42
Black

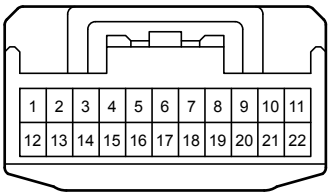

R 43
White

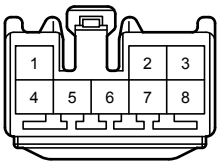

R 44
Black

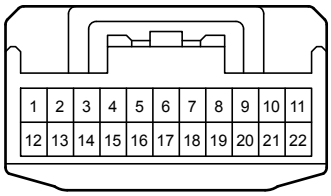

R 48
Black

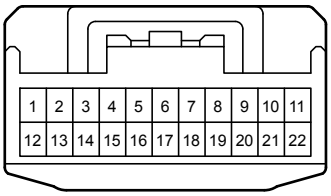

R 66
Black

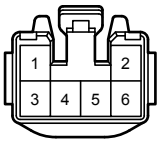

S 14
White

S 15
White



S 54
White

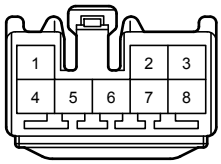

S 56
White

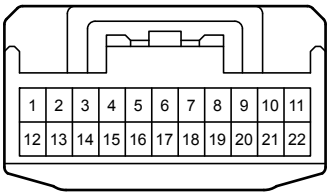

S 57
White

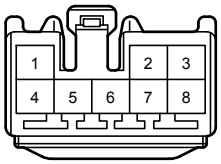

S 59
Black

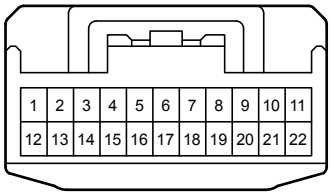

S 60
Black

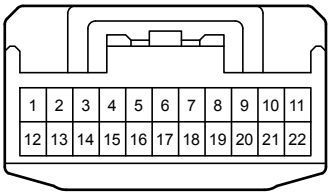

S 80
Black

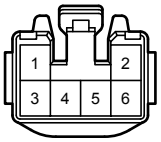

S 92
Gray

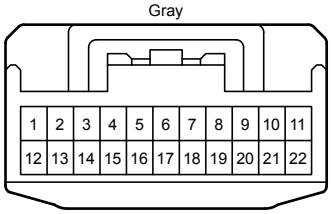

f 4
White

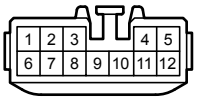

f 6
White

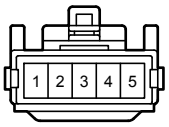

f 16
White

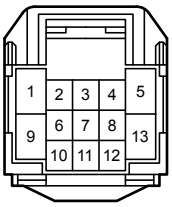

f 20
White

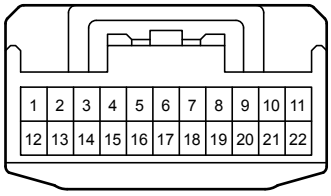

f 24
White

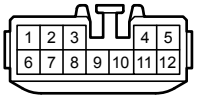

f 26
White

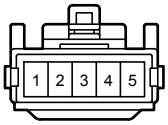

f 33
White



f 36
White

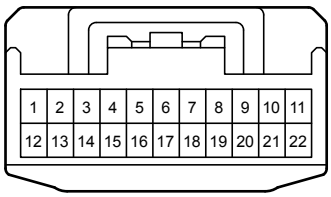

f 38
White

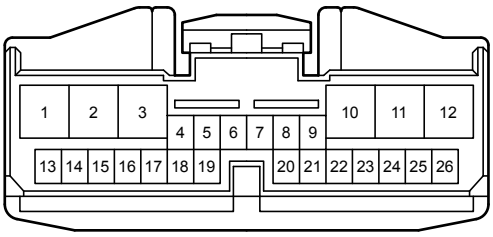

f 39
White

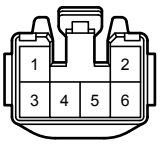

f 40
Orange

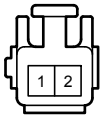

f 41
White

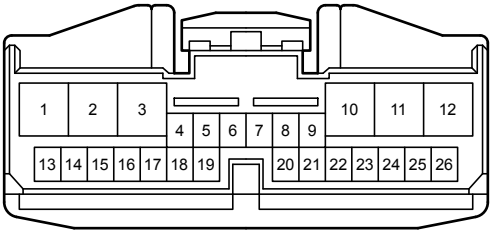

f 42
White

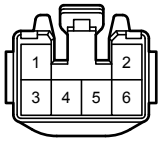

f 43
Orange

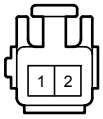

r 2
White

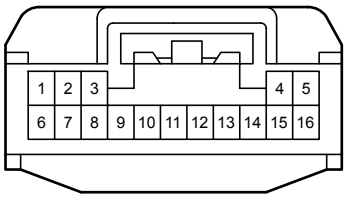

r 13
White

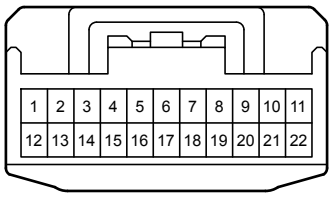

z 14
White

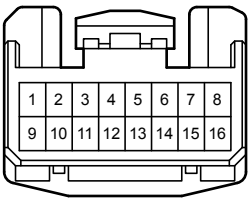

2C
White

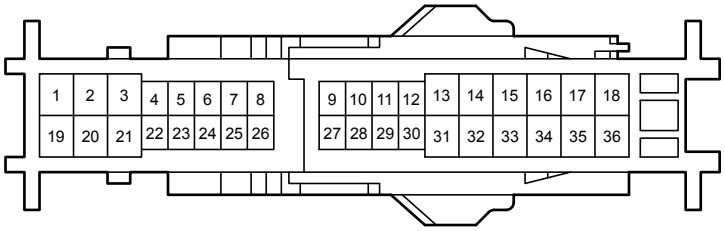

3B
Gray

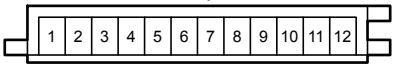

3K
White

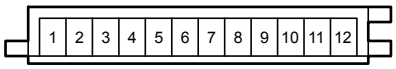

3L
Gray

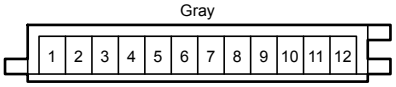

5F
Gray

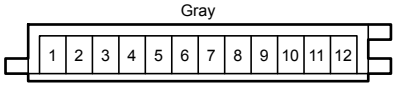

5I
White

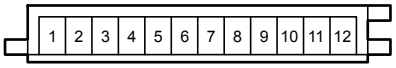

DA
White

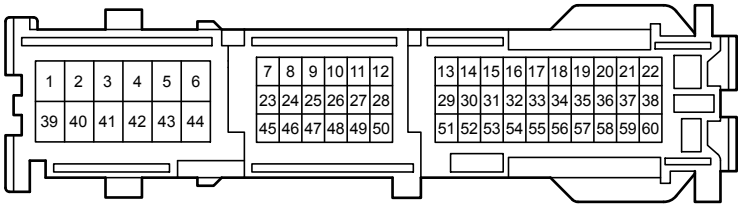

DD
Gray

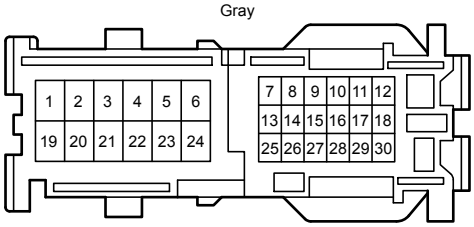

LA
White

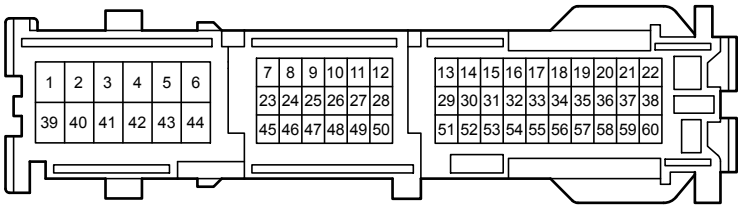

LD
Gray

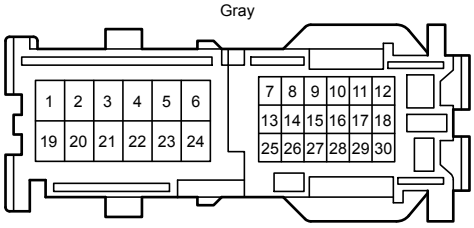

PA
White

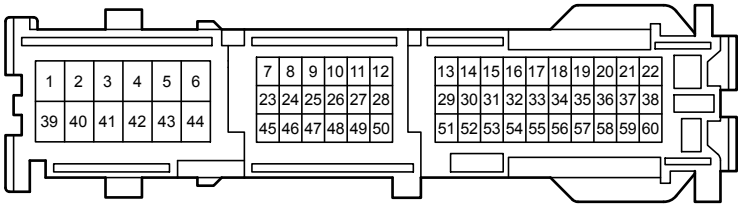

PJ
Gray

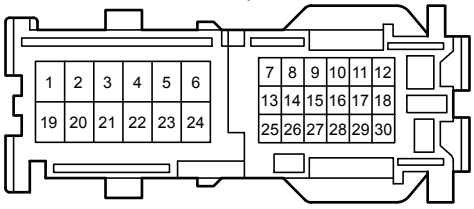

LA1
White

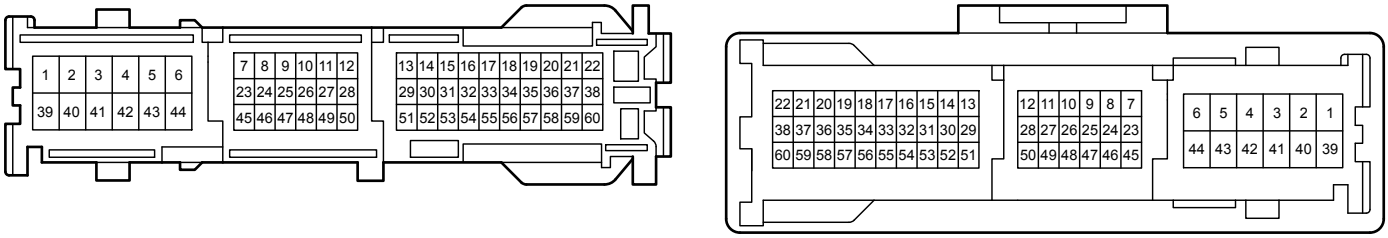

LA3
White

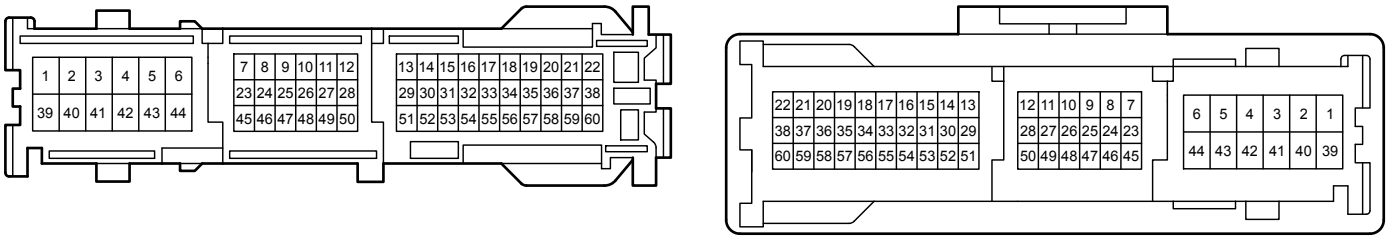

LR1
White

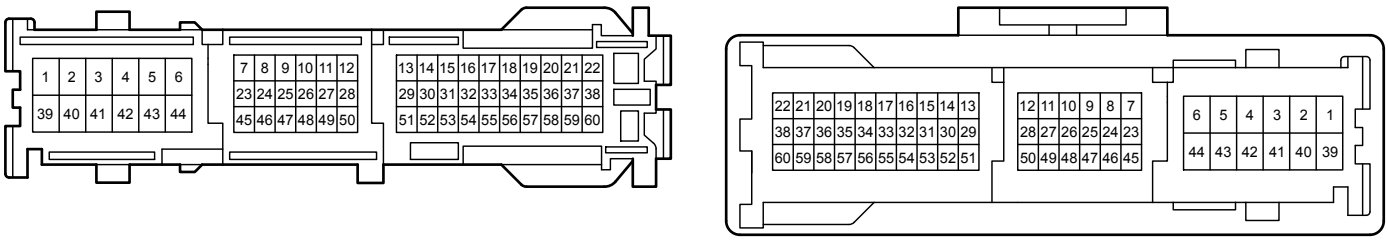

LS1
White

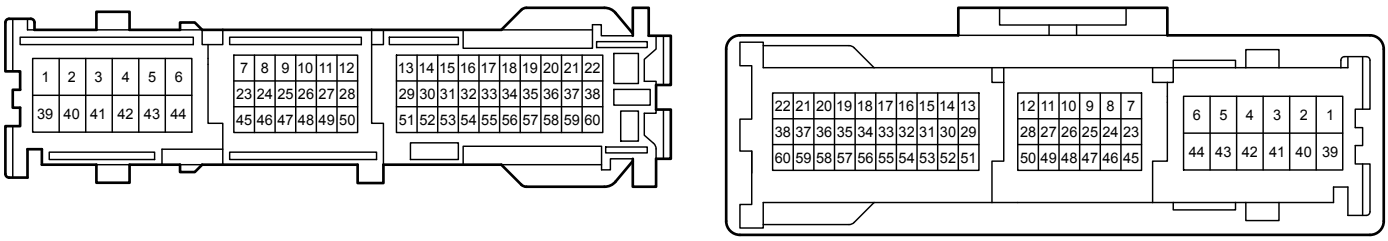

OQ1
White

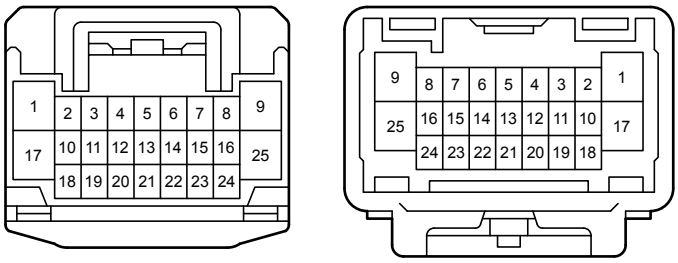

OQ2
White

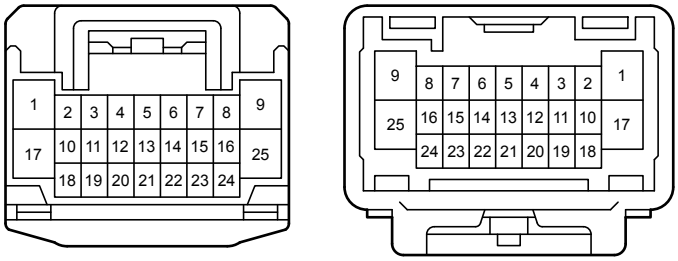

OR1
White

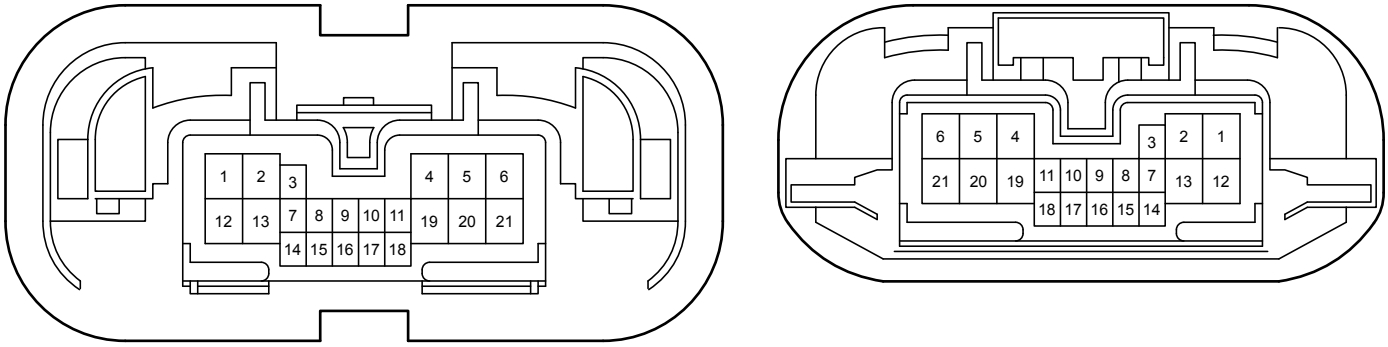

OS1
White

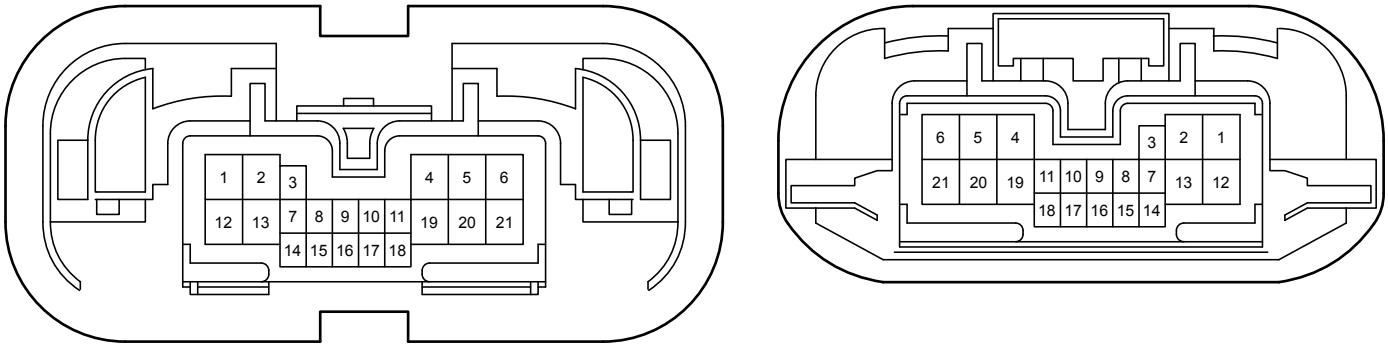

RL2
White

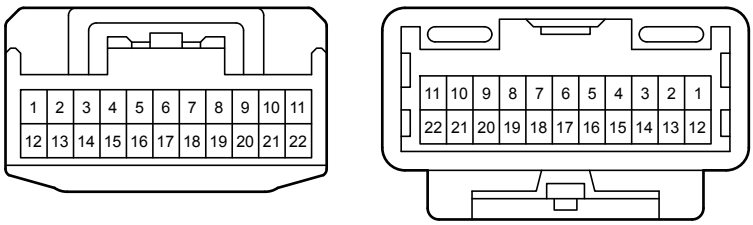

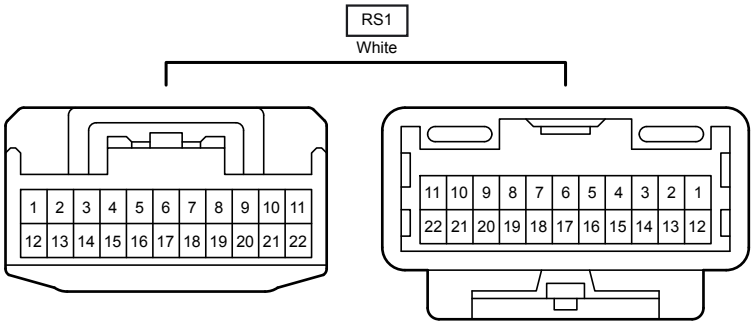
RS1
White
1 2 3 4 5 6 7 8 9 10 11
12 13 14 15 16 17 18 19 20 21 22
11 10 9 8 7 6 5 4 3 2 1
22 21 20 19 18 17 16 15 14 13 12

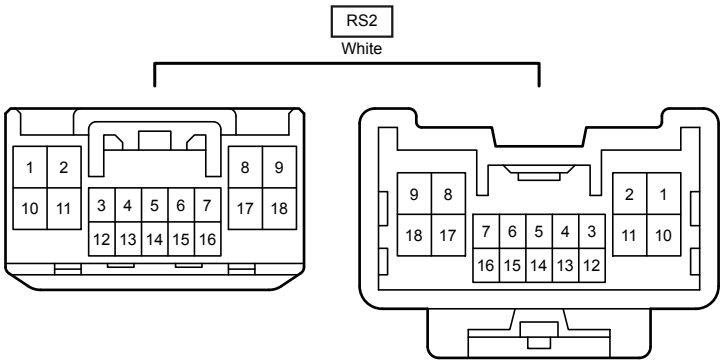
RS2
White
1 2
10 11
3 4 5 6 7
12 13 14 15 16
8 9
17 18
9 8
18 17
7 6 5 4 3
16 15 14 13 12
2 1
11 10

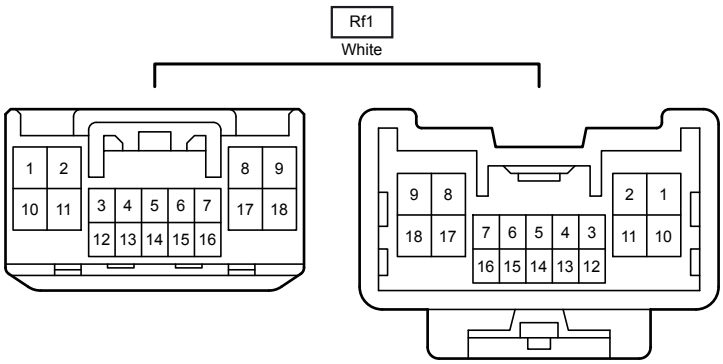
Rf1
White
1 2
10 11
3 4 5 6 7
12 13 14 15 16
8 9
17 18
9 8
18 17
7 6 5 4 3
16 15 14 13 12
2 1
11 10

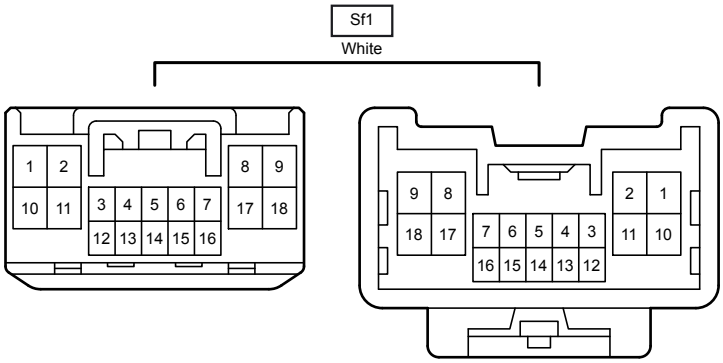
Sf1
White
1 2
10 11
3 4 5 6 7
12 13 14 15 16
8 9
17 18
9 8
18 17
7 6 5 4 3
16 15 14 13 12
2 1
11 10

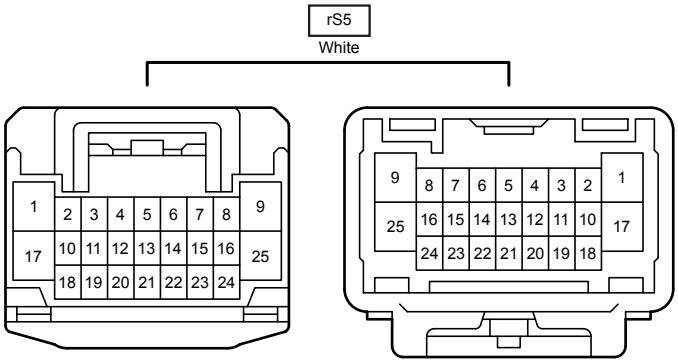
rS5
White
1
2
3
4
5
6
7
8
9
17
10
11
12
13
14
15
16
25
18
19
20
21
22
23
24
9
8
7
6
5
4
3
2
1
25
16
15
14
13
12
11
10
17
24
23
22
21
20
19
18