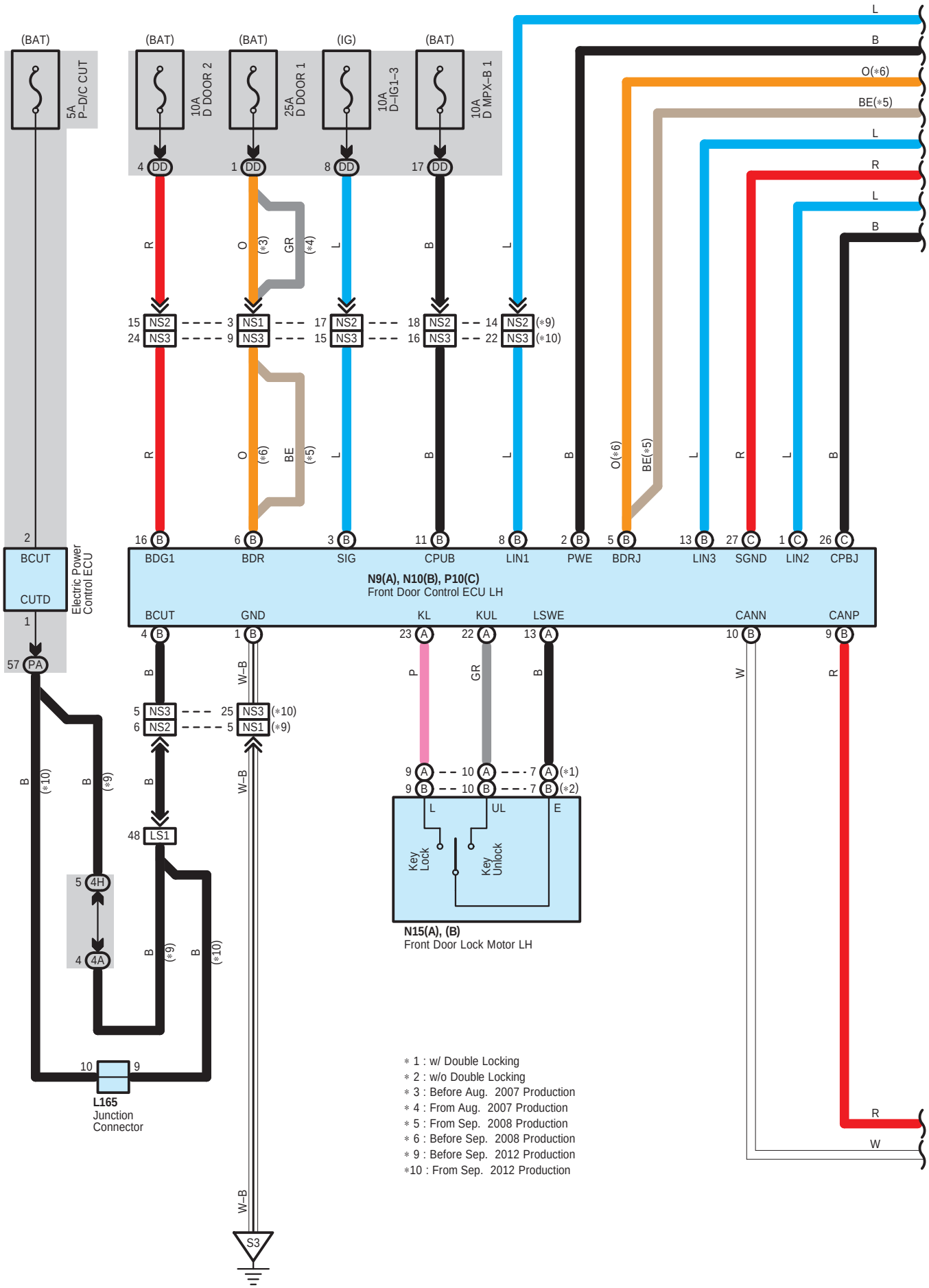

* 1 : w/ Double Locking
* 2 : w/o Double Locking
* 3 : Before Aug. 2007 Production
* 4 : From Aug. 2007 Production
* 5 : From Sep. 2008 Production
* 6 : Before Sep. 2008 Production
* 9 : Before Sep. 2012 Production
*10 : From Sep. 2012 Production

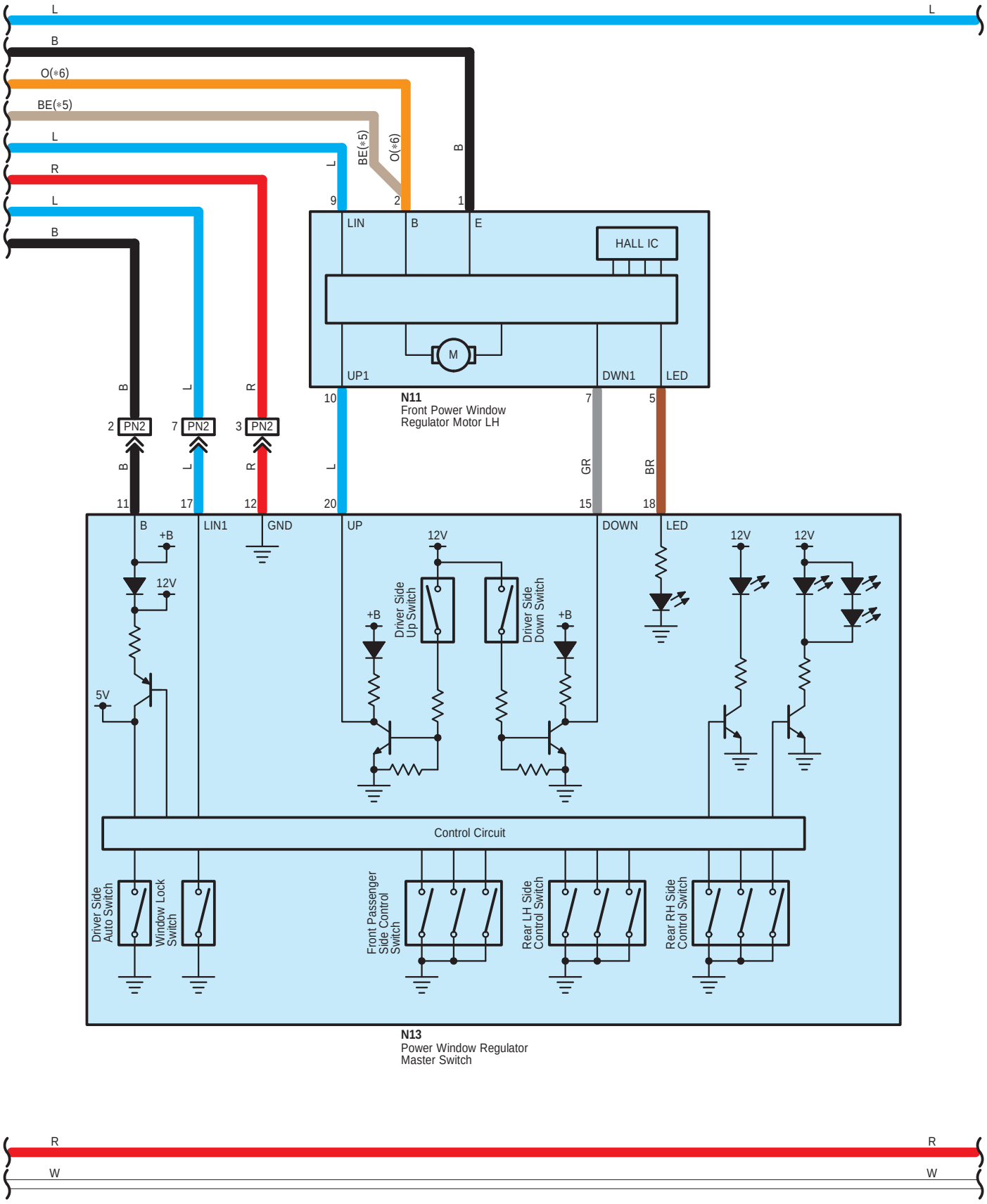
L
L
B
O(*6)
BE(*5)
L
R
L
B
B
BE(*5)
O(*6)
L
9
2
1
LIN
B
E
HALL IC
M
UP1
DWN1
LED
10
7
5
N11
Front Power Window
Regulator Motor LH
B
L
R
2 PN2
7 PN2
3 PN2
B
L
R
L
GR
BR
11
17
12
20
15
18
B
LIN1
GND
UP
DOWN
LED
+B
12V
5V
12V
Driver Side
Up Switch
+B
Driver Side
Down Switch
+B
12V
12V
Control Circuit
Driver Side
Auto Switch
Window Lock
Switch
Front Passenger
Side Control
Switch
Rear LH Side
Control Switch
Rear RH Side
Control Switch
N13
Power Window Regulator
Master Switch
R
R
W
W

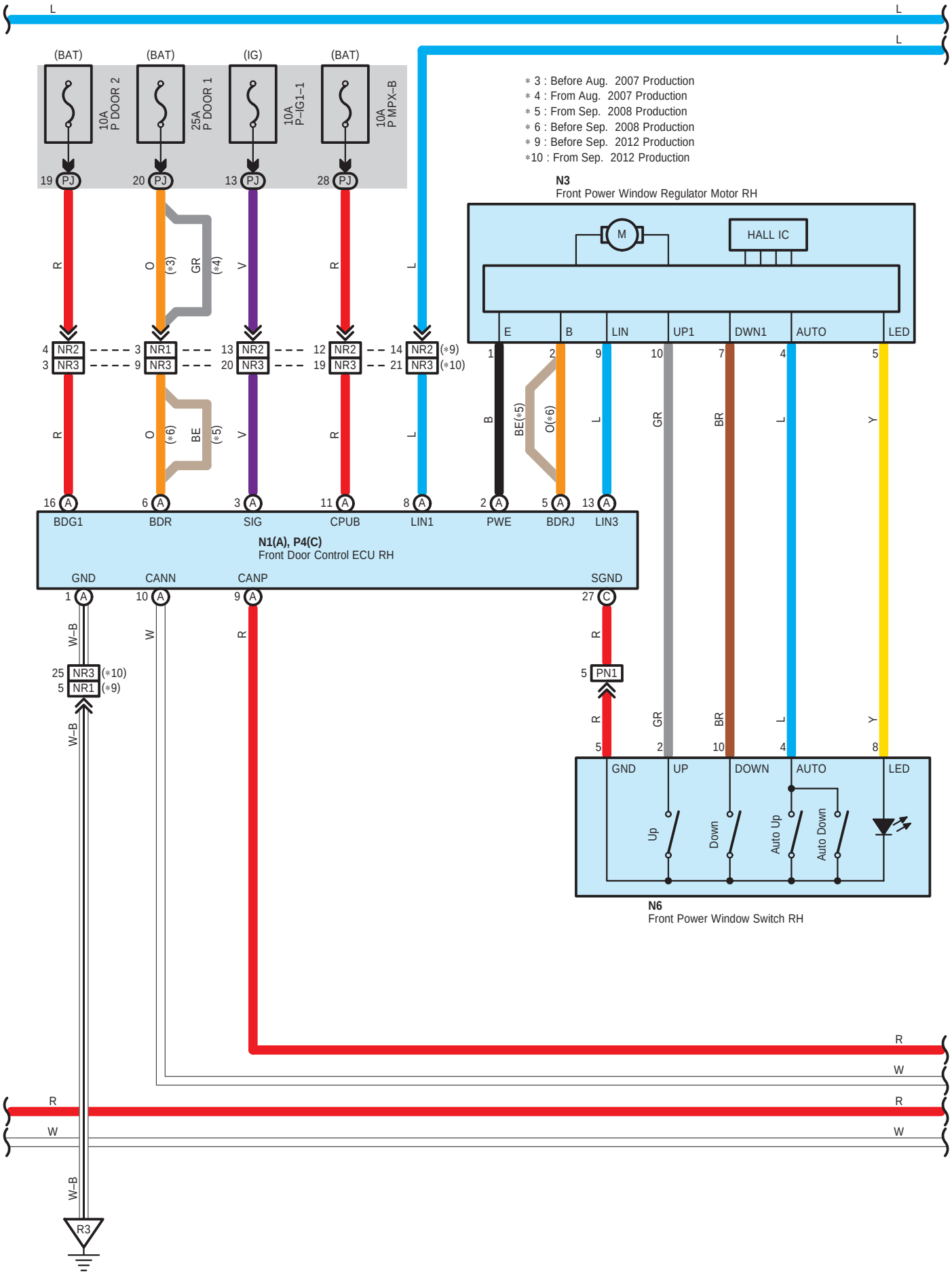
(BAT)
(BAT)
(IG)
(BAT)
10A P DOOR 2
25A P DOOR 1
10A P–IG1–1
10A P MPX–B
19 PJ
20 PJ
13 PJ
28 PJ
∗ 3 : Before Aug. 2007 Production
∗ 4 : From Aug. 2007 Production
∗ 5 : From Sep. 2008 Production
∗ 6 : Before Sep. 2008 Production
∗ 9 : Before Sep. 2012 Production
∗10 : From Sep. 2012 Production
N3
Front Power Window Regulator Motor RH
M
HALL IC
E
B
LIN
UP1
DWN1
AUTO
LED
4 NR2
3 NR3
3 NR1
9 NR3
13 NR2
20 NR3
12 NR2
19 NR3
14 NR2 (∗9)
21 NR3 (∗10)
16 A
6 A
3 A
11 A
8 A
2 A
5 A
13 A
BDG1
BDR
SIG
CPUB
LIN1
PWE
BDRJ
LIN3
N1(A), P4(C)
Front Door Control ECU RH
GND
CANN
CANP
SGND
1 A
10 A
9 A
27 C
25 NR3 (∗10)
5 NR1 (∗9)
5 PN1
GND
UP
DOWN
AUTO
LED
Up
Down
Auto Up
Auto Down
N6
Front Power Window Switch RH
R3

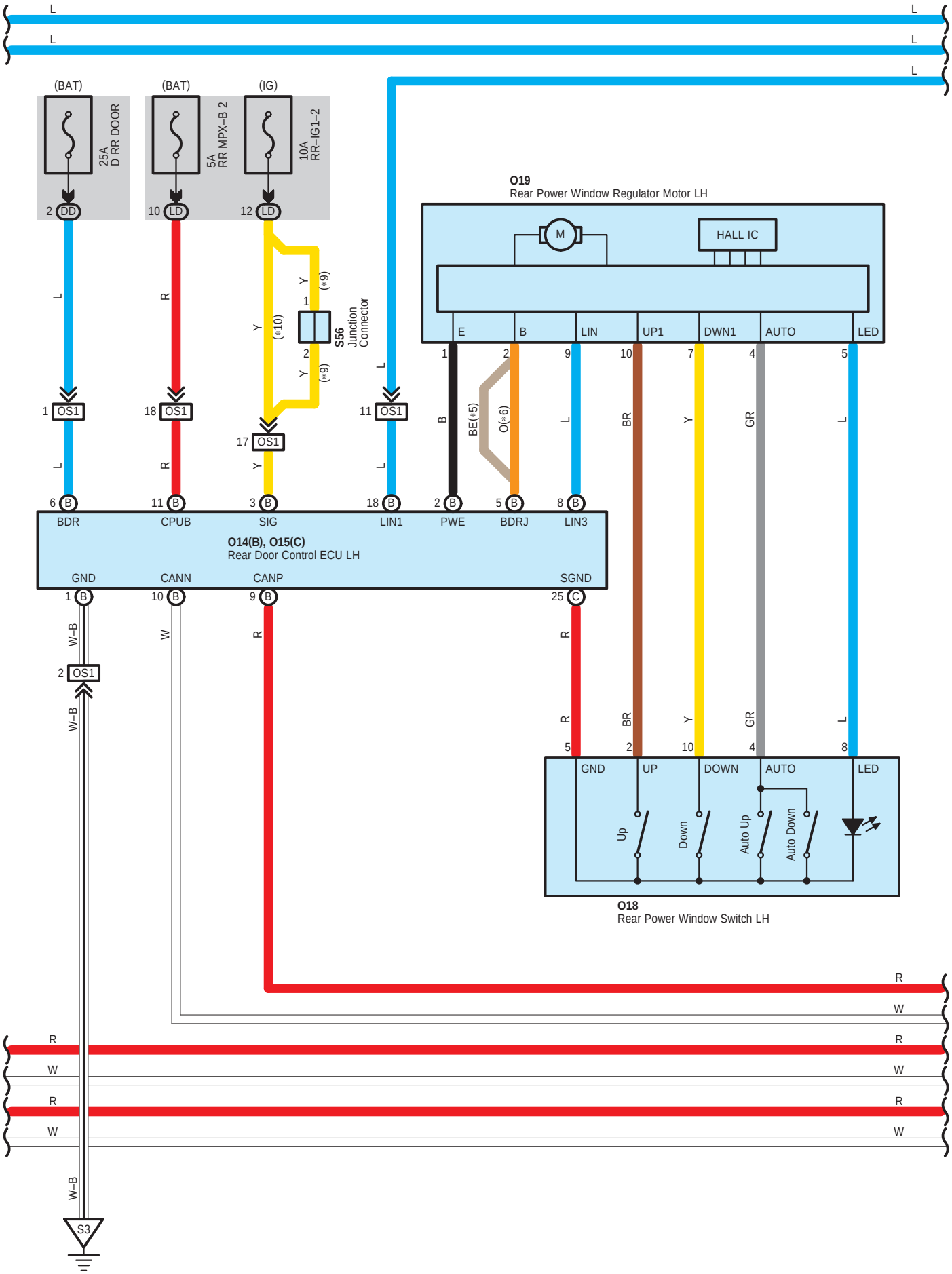
(BAT)
(BAT)
(IG)
25A D RR DOOR
5A RR MPX-B 2
10A RR-IG1-2
2 DD
10 LD
12 LD
O19
Rear Power Window Regulator Motor LH
M
HALL IC
E
B
LIN
UP1
DWN1
AUTO
LED
S56 Junction Connector
(*9)
(*10)
(*9)
1 OS1
18 OS1
17 OS1
11 OS1
BE(*5)
O(*6)
6 B
11 B
3 B
18 B
2 B
5 B
8 B
BDR
CPUB
SIG
LIN1
PWE
BDRJ
LIN3
O14(B), O15(C)
Rear Door Control ECU LH
GND
CANN
CANP
SGND
1 B
10 B
9 B
25 C
2 OS1
S3
GND
UP
DOWN
AUTO
LED
Up
Down
Auto Up
Auto Down
O18
Rear Power Window Switch LH

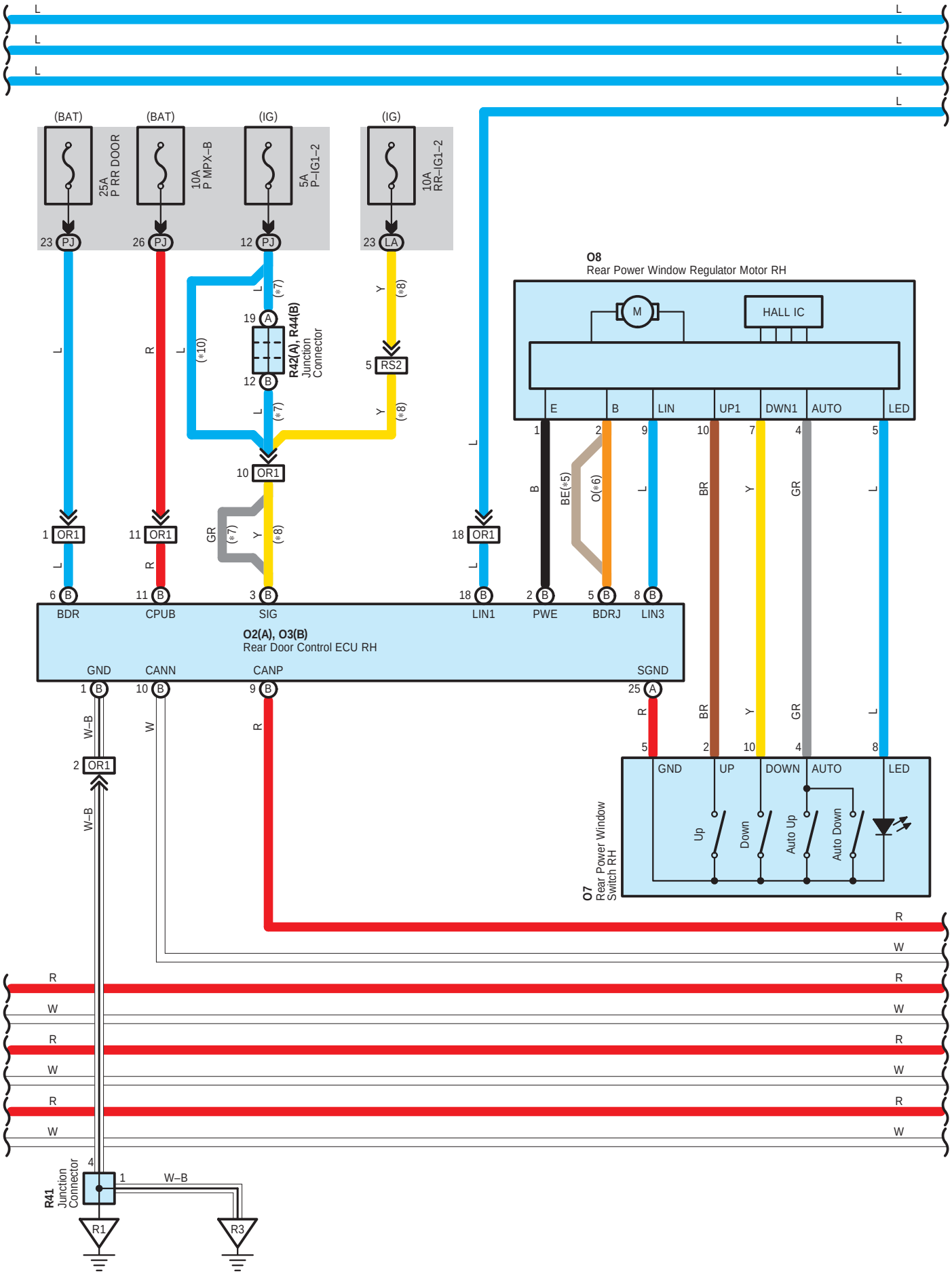
(BAT)
25A
P RR DOOR
(BAT)
10A
P MPX–B
(IG)
5A
P–IG1–2
(IG)
10A
RR–IG1–2
23 PJ
26 PJ
12 PJ
23 LA
O8
Rear Power Window Regulator Motor RH
M
HALL IC
E
B
LIN
UP1
DWN1
AUTO
LED
R42(A), R44(B)
Junction
Connector
19 A
12 B
5 RS2
10 OR1
1 OR1
11 OR1
18 OR1
(*7)
(*8)
(*10)
BE(*5)
O(*6)
6 B
11 B
3 B
18 B
2 B
5 B
8 B
BDR
CPUB
SIG
LIN1
PWE
BDRJ
LIN3
O2(A), O3(B)
Rear Door Control ECU RH
GND
CANN
CANP
SGND
1 B
10 B
9 B
25 A
2 OR1
W–B
GND
UP
DOWN
AUTO
LED
Up
Down
Auto Up
Auto Down
O7
Rear Power Window
Switch RH
R41
Junction
Connector
4
1
R1
R3

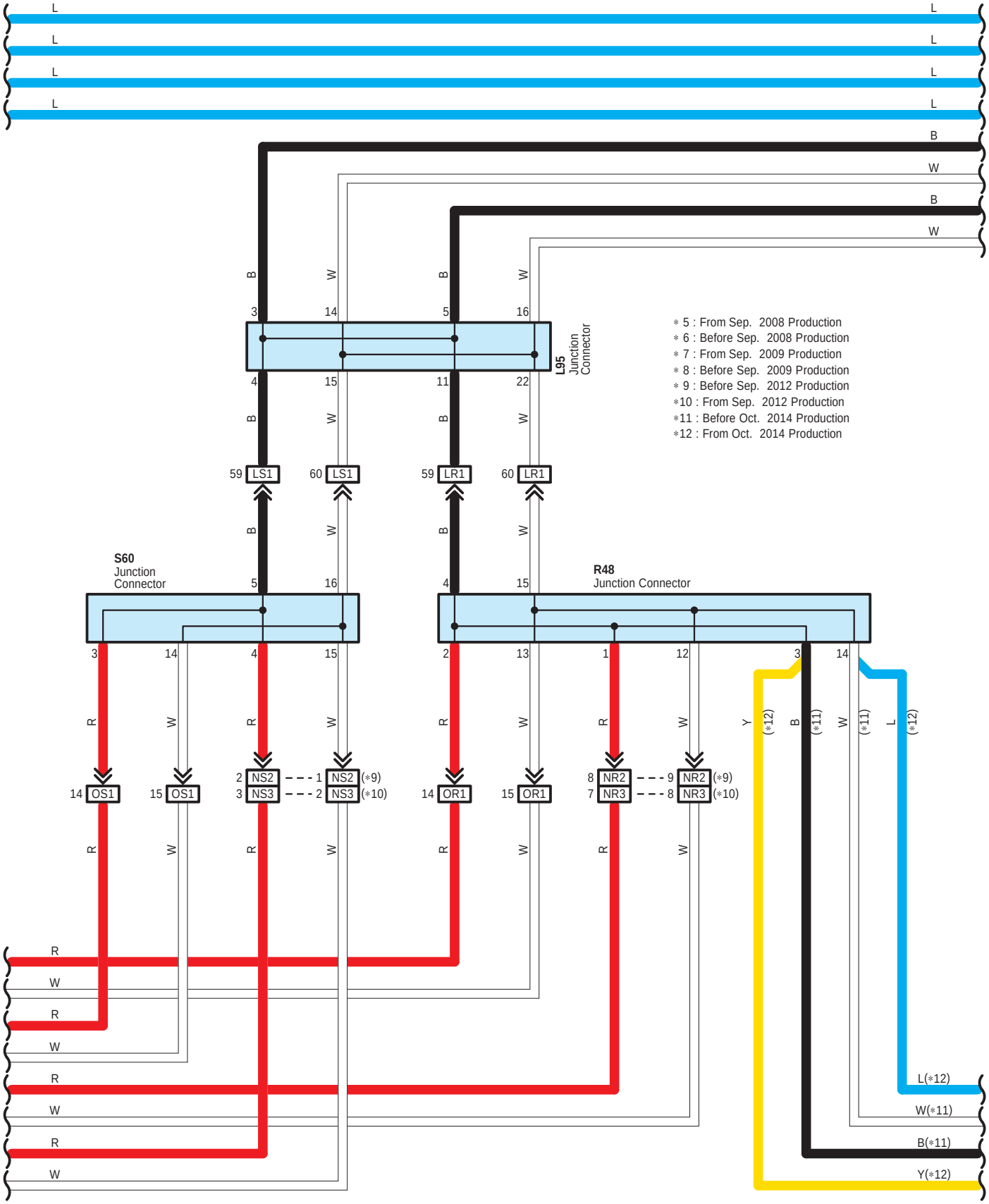
L95
Junction
Connector
S60
Junction
Connector
R48
Junction Connector
59 LS1
60 LS1
59 LR1
60 LR1
14 OS1
15 OS1
2 NS2
3 NS3
1 NS2 (*9)
2 NS3 (*10)
14 OR1
15 OR1
8 NR2
7 NR3
9 NR2 (*9)
8 NR3 (*10)
L(*12)
W(*11)
B(*11)
Y(*12)
* 5 : From Sep. 2008 Production
* 6 : Before Sep. 2008 Production
* 7 : From Sep. 2009 Production
* 8 : Before Sep. 2009 Production
* 9 : Before Sep. 2012 Production
*10 : From Sep. 2012 Production
*11 : Before Oct. 2014 Production
*12 : From Oct. 2014 Production

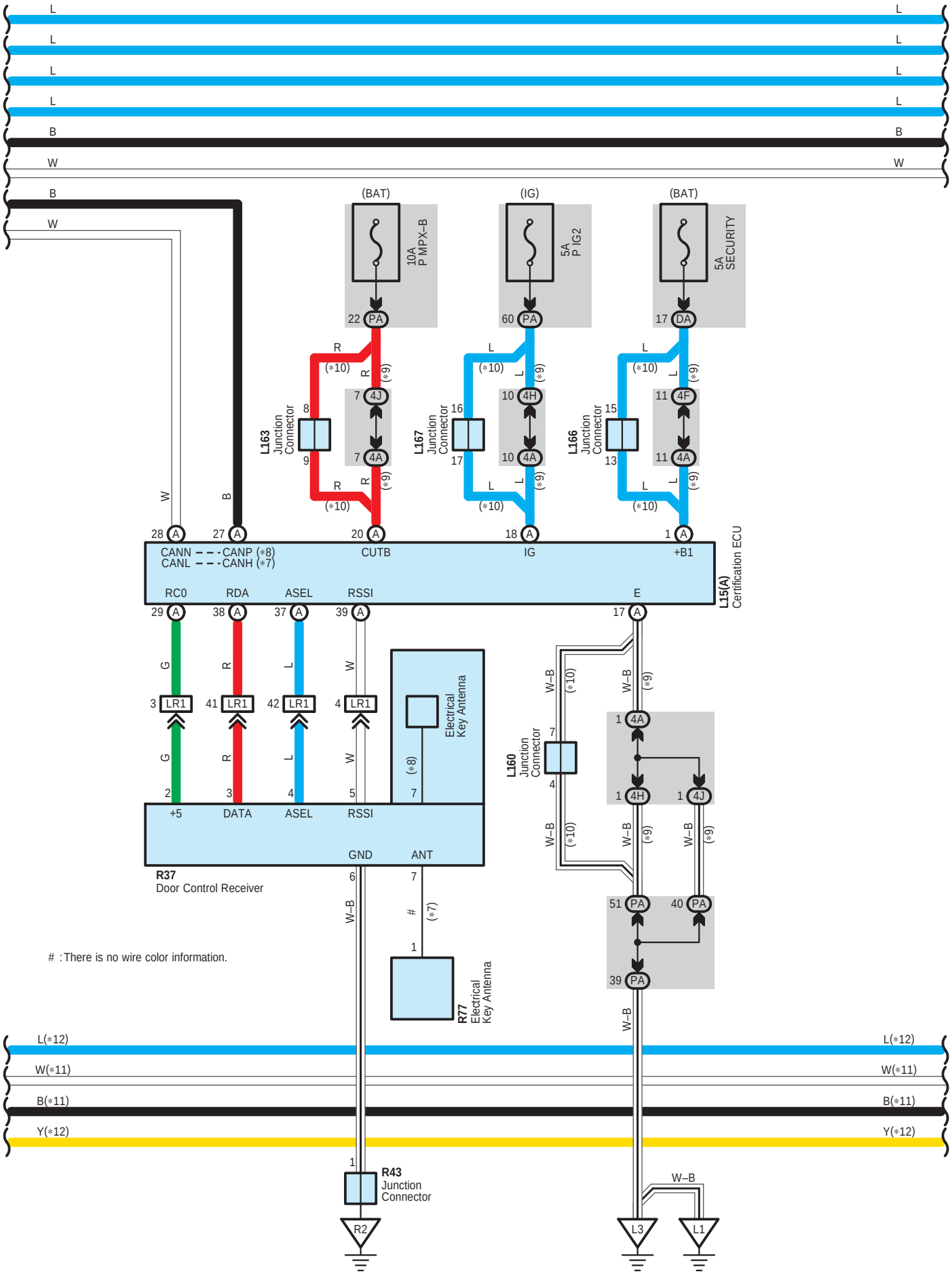
L
B
W
(BAT)
(IG)
10A
P MPX–B
5A
P IG2
5A
SECURITY
22 PA
60 PA
17 DA
R
L
(∗10)
(∗9)
7 4J
7 4A
10 4H
10 4A
11 4F
11 4A
L163
Junction
Connector
L167
Junction
Connector
L166
Junction
Connector
28 A
27 A
20 A
18 A
1 A
CANN - - - CANP (∗8)
CANL - - - CANH (∗7)
CUTB
IG
+B1
RC0
RDA
ASEL
RSSI
E
L15(A)
Certification ECU
29 A
38 A
37 A
39 A
17 A
G
3 LR1
41 LR1
42 LR1
4 LR1
2
3
4
5
+5
DATA
ASEL
RSSI
Electrical
Key Antenna
(∗8)
7
GND
ANT
R37
Door Control Receiver
6
7
1
#
(∗7)
R77
Electrical
Key Antenna
W–B
L160
Junction
Connector
1 4A
1 4H
1 4J
51 PA
40 PA
39 PA
# : There is no wire color information.
L(∗12)
W(∗11)
B(∗11)
Y(∗12)
R43
Junction
Connector
R2
L3
L1

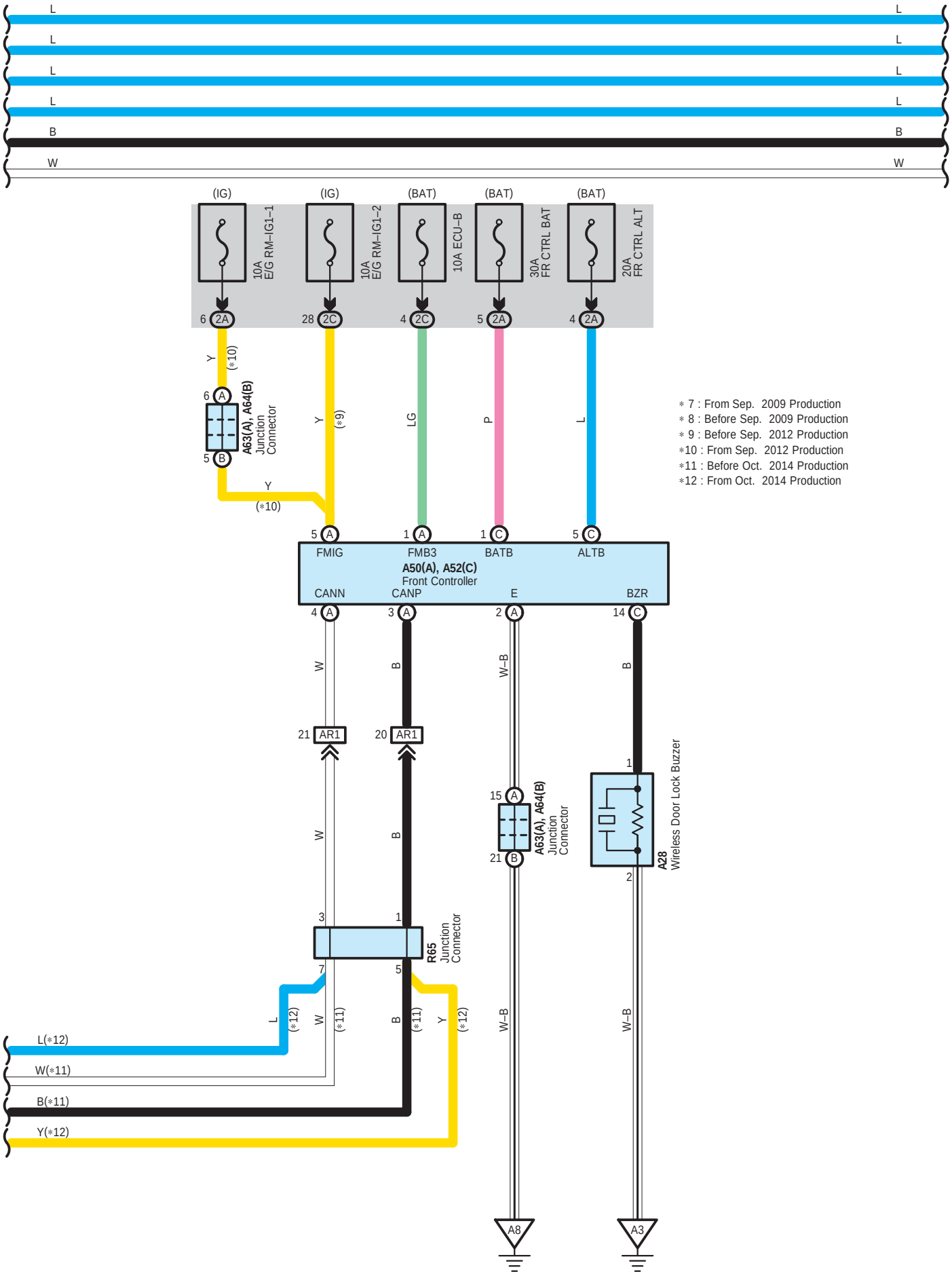

∗ 7 : From Sep. 2009 Production
∗ 8 : Before Sep. 2009 Production
∗ 9 : Before Sep. 2012 Production
∗10 : From Sep. 2012 Production
∗11 : Before Oct. 2014 Production
∗12 : From Oct. 2014 Production

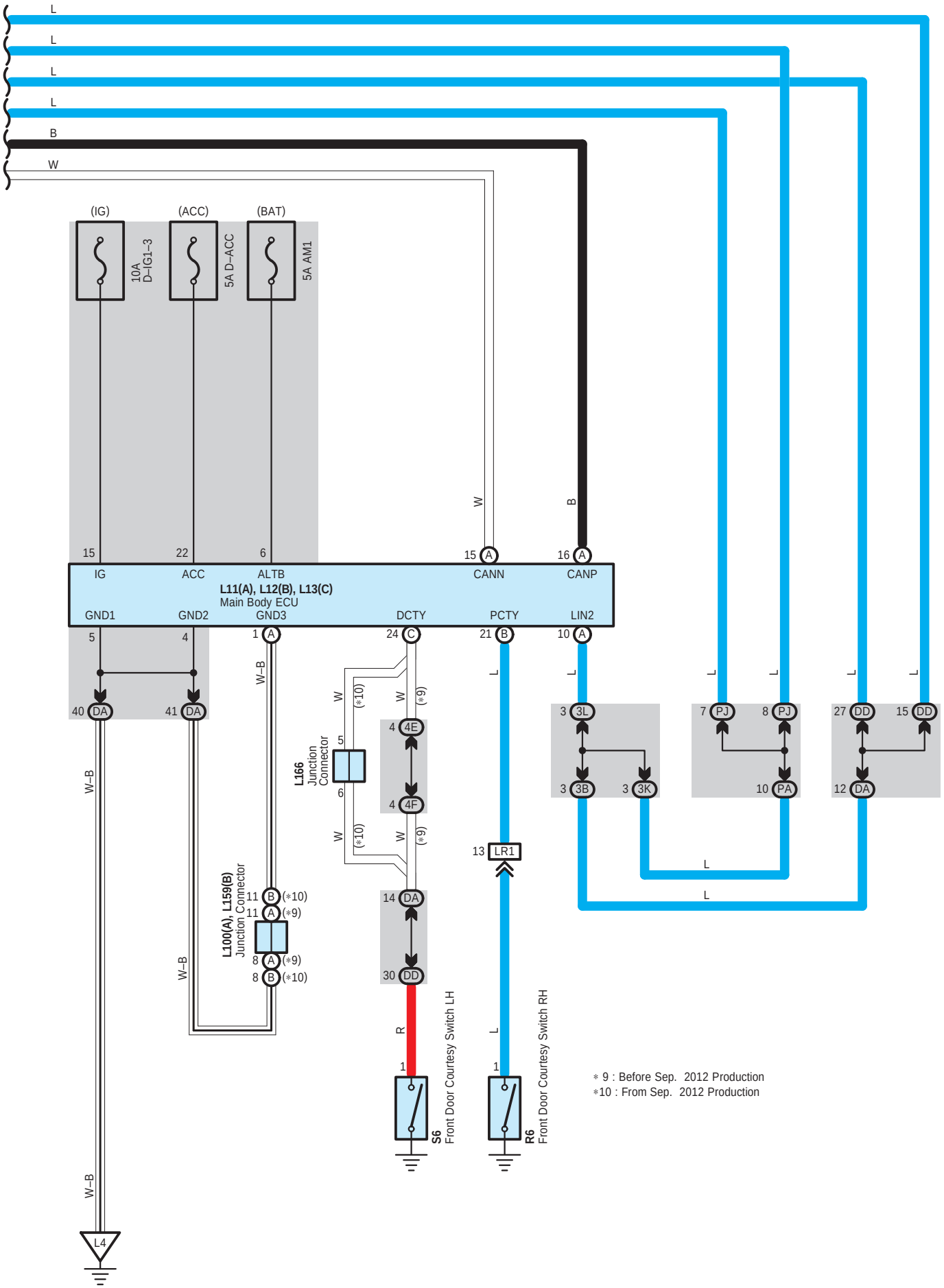
L
L
L
L
B
W
(IG)
(ACC)
(BAT)
10A
D–IG1–3
5A D–ACC
5A AM1
W
B
15
22
6
15 A
16 A
IG
ACC
ALTB
CANN
CANP
L11(A), L12(B), L13(C)
Main Body ECU
GND1
GND2
GND3
DCTY
PCTY
LIN2
5
4
1 A
24 C
21 B
10 A
W–B
W
(*10)
W
(*9)
L
L
L
L
L
L
40 DA
41 DA
4 4E
4 4F
5
6
L166
Junction
Connector
3 3L
3 3B
3 3K
7 PJ
8 PJ
10 PA
27 DD
15 DD
12 DA
13 LR1
L
L
W–B
W
(*10)
W
(*9)
L100(A), L159(B)
Junction Connector
11 B (*10)
11 A (*9)
8 A (*9)
8 B (*10)
14 DA
30 DD
W–B
R
L
1
1
S6
Front Door Courtesy Switch LH
R6
Front Door Courtesy Switch RH
W–B
L4
* 9 : Before Sep. 2012 Production
*10 : From Sep. 2012 Production

A 28
Black

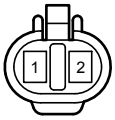

A 50
White

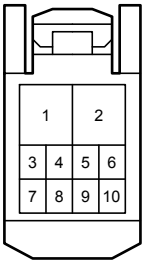

A 52
White

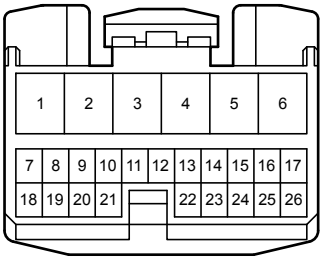

A 63
Black

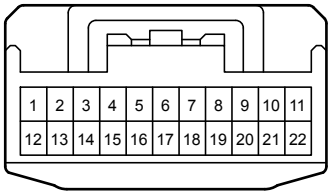

A 64
Black

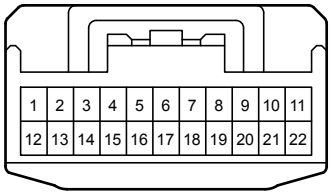

L 11
White

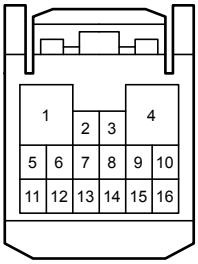

L 12
White

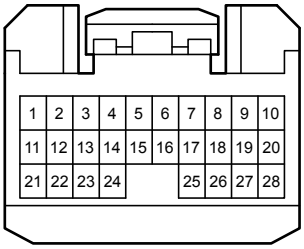

L 13
White

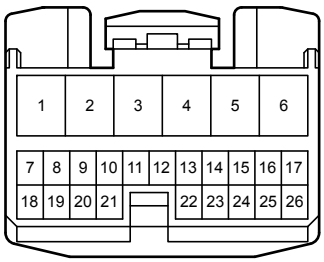

L 15
White

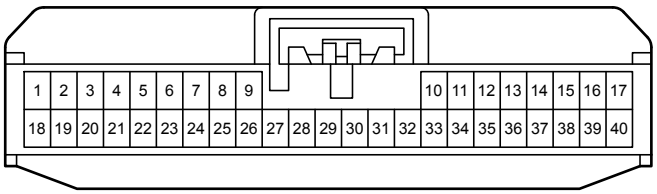

L 95
Gray

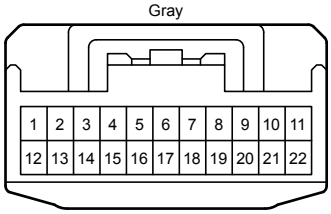

L100
Blue

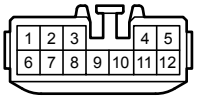

L159
Blue

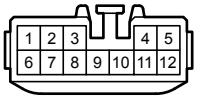

L160
Gray

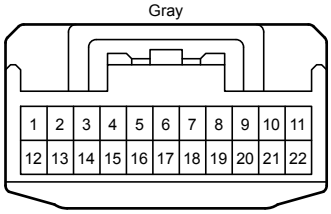

L163
Blue

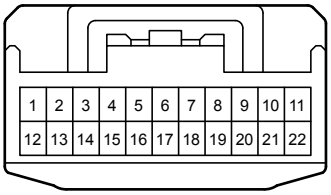

L165
Blue

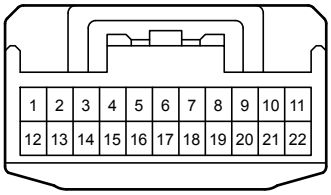

L166
White

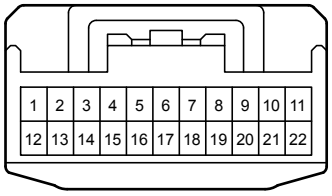

L167
White

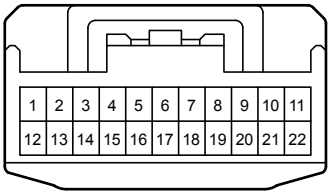

N 1
White

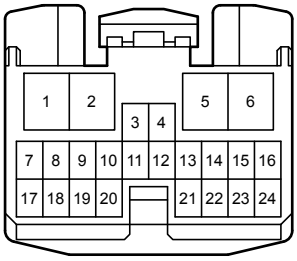

N 3
White

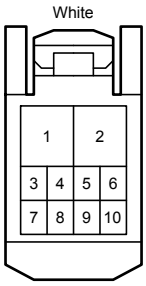

N 6
White

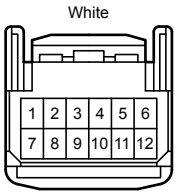

N 9
White

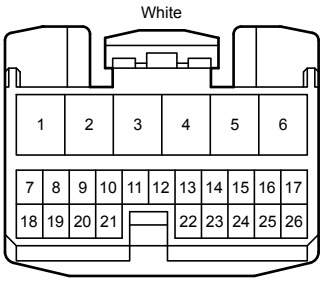

N 10
White

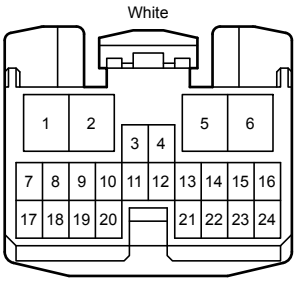

N 11
White

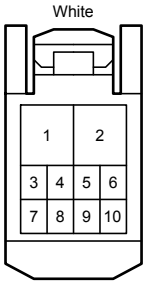

N 13
White

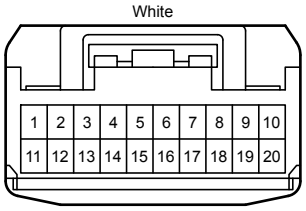

N 15
White

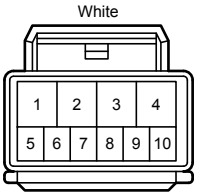

O 2
White

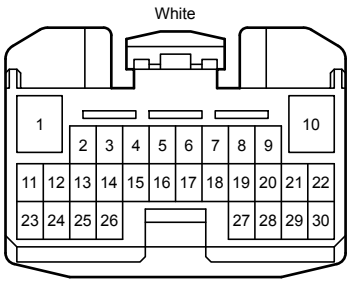

O 3
White

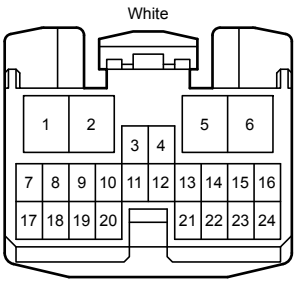

O 7
White

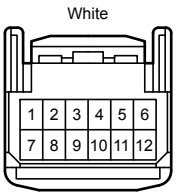

O 8
White

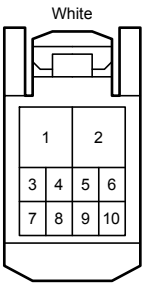

O 14
White

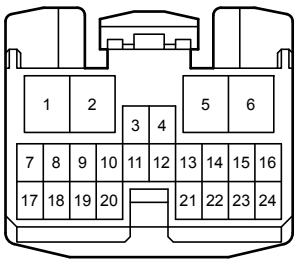

O 15
White

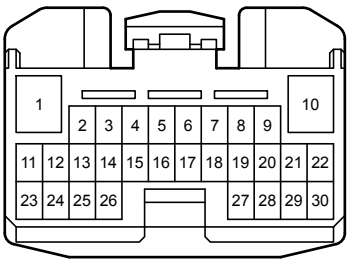

O 18
White

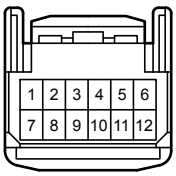

O 19
White

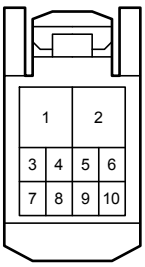

P 4
White

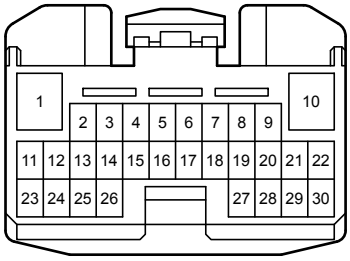

P 10
White

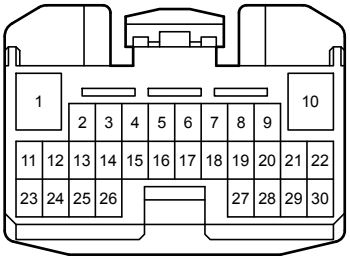

R 6
White

R 37
White

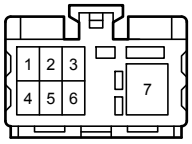

R 41
White

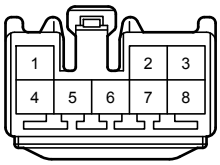

R 42
Black

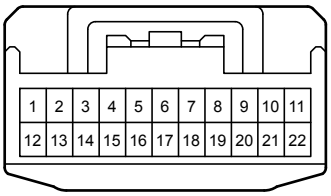

R 43
White

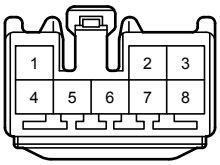

R 44
Black

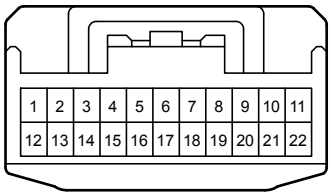

R 48
Black

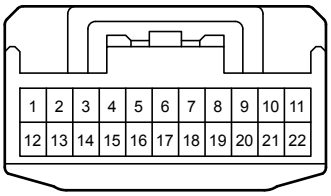

R 65
Dark Gray

R 77
Gray

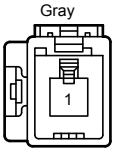

S 6
White

S 56
White

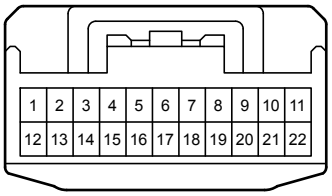

S 60
Black

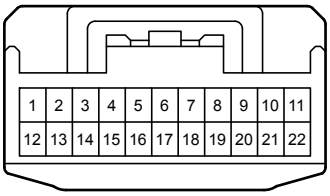

2A
Black

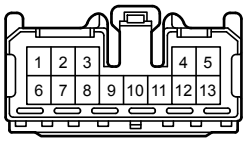

2C
White

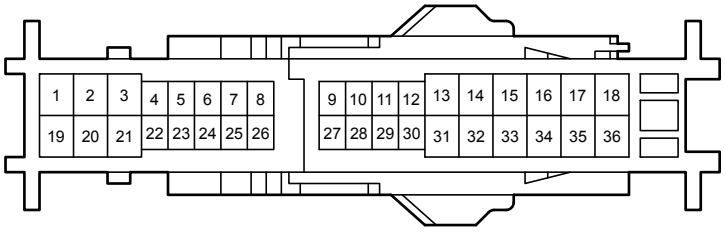

3B
Gray

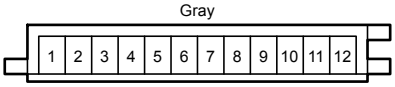

3K
White

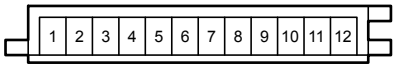

3L
Gray

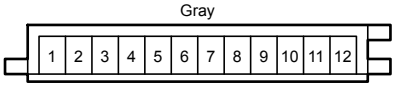

4A
White

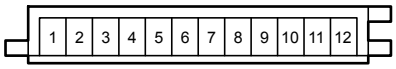

4E
White

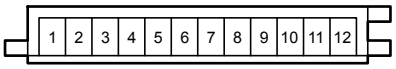

4F
Gray

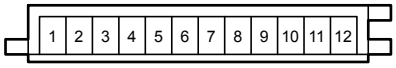

4H
Gray

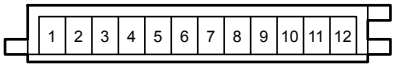

4J
Gray

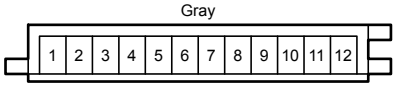

DA
White

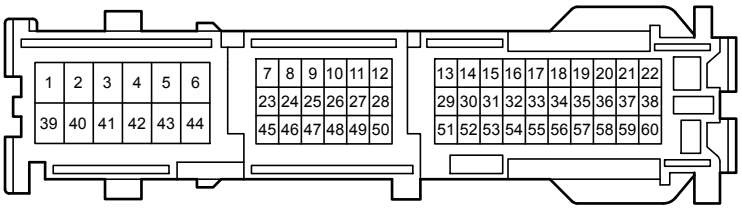

DD
Gray

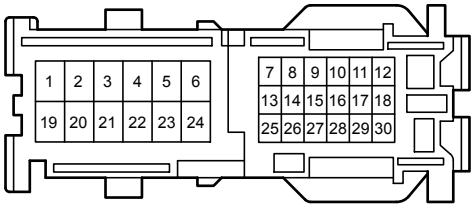

LA
White

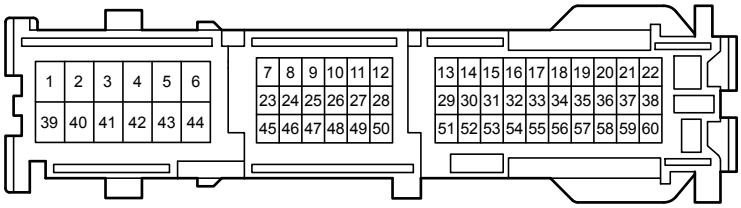

LD
Gray

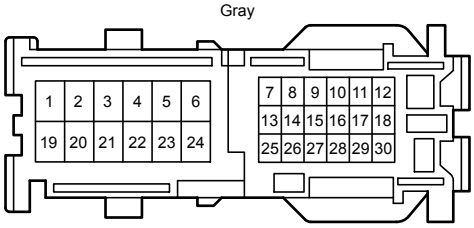

PA
White

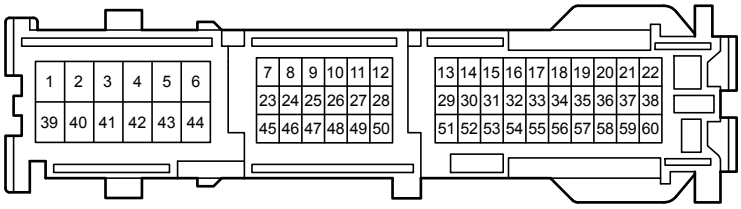

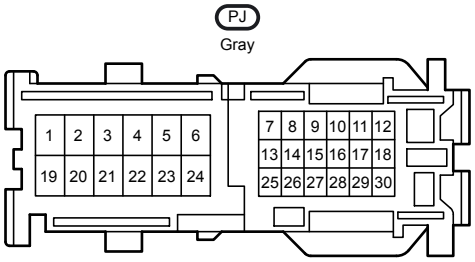
PJ
Gray
1 2 3 4 5 6
19 20 21 22 23 24
7 8 9 10 11 12
13 14 15 16 17 18
25 26 27 28 29 30

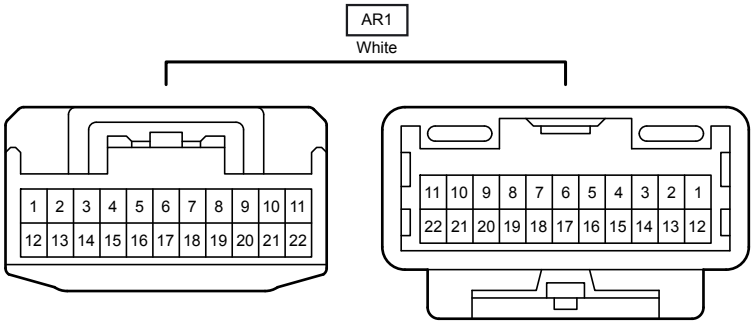
AR1
White
1 2 3 4 5 6 7 8 9 10 11
12 13 14 15 16 17 18 19 20 21 22
11 10 9 8 7 6 5 4 3 2 1
22 21 20 19 18 17 16 15 14 13 12

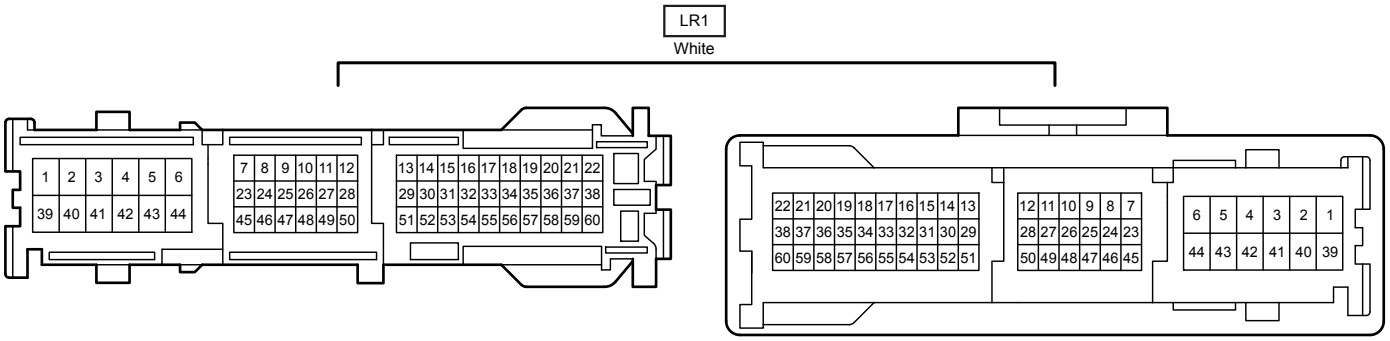
LR1
White
1 2 3 4 5 6
39 40 41 42 43 44
7 8 9 10 11 12
23 24 25 26 27 28
45 46 47 48 49 50
13 14 15 16 17 18 19 20 21 22
29 30 31 32 33 34 35 36 37 38
51 52 53 54 55 56 57 58 59 60
22 21 20 19 18 17 16 15 14 13
38 37 36 35 34 33 32 31 30 29
60 59 58 57 56 55 54 53 52 51
12 11 10 9 8 7
28 27 26 25 24 23
50 49 48 47 46 45
6 5 4 3 2 1
44 43 42 41 40 39

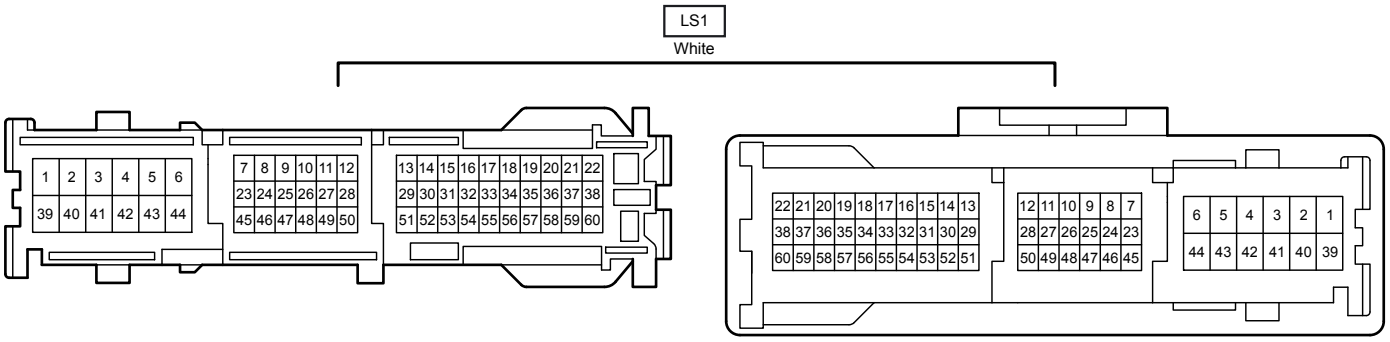
LS1
White
1 2 3 4 5 6
39 40 41 42 43 44
7 8 9 10 11 12
23 24 25 26 27 28
45 46 47 48 49 50
13 14 15 16 17 18 19 20 21 22
29 30 31 32 33 34 35 36 37 38
51 52 53 54 55 56 57 58 59 60
22 21 20 19 18 17 16 15 14 13
38 37 36 35 34 33 32 31 30 29
60 59 58 57 56 55 54 53 52 51
12 11 10 9 8 7
28 27 26 25 24 23
50 49 48 47 46 45
6 5 4 3 2 1
44 43 42 41 40 39

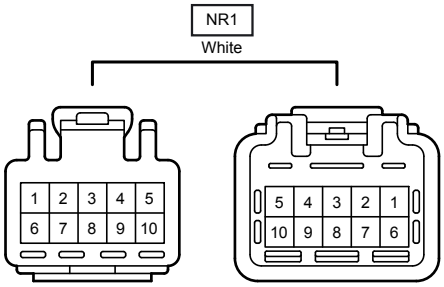
NR1
White
1 2 3 4 5
6 7 8 9 10
5 4 3 2 1
10 9 8 7 6

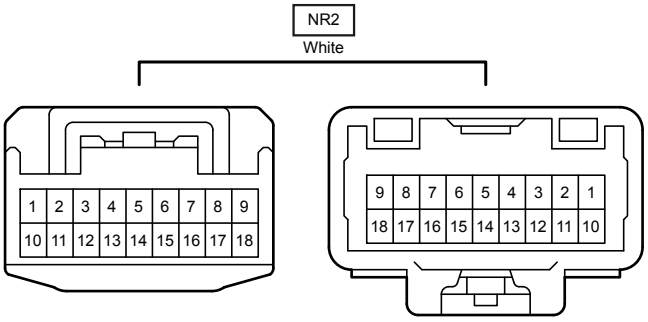
NR2
White
1 2 3 4 5 6 7 8 9
10 11 12 13 14 15 16 17 18
9 8 7 6 5 4 3 2 1
18 17 16 15 14 13 12 11 10

NR3
White

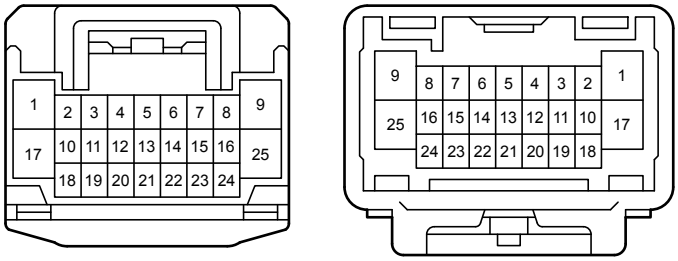

NS1
White

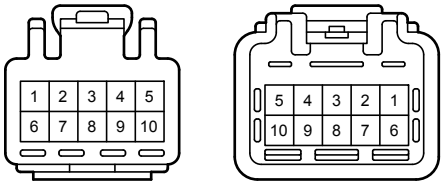

NS2
White

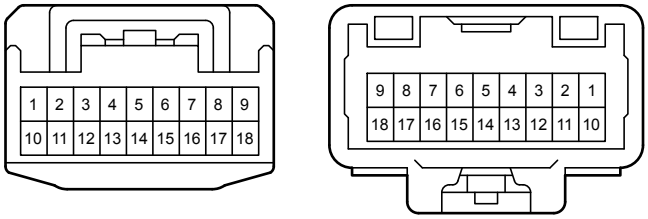

NS3
White

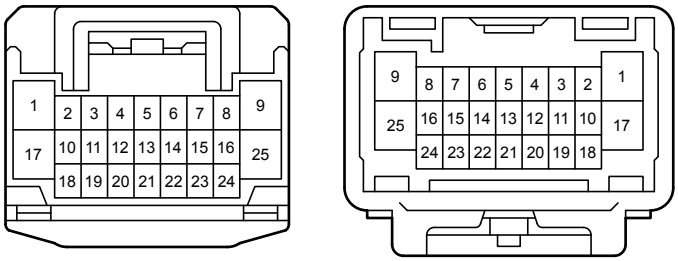

OR1
White

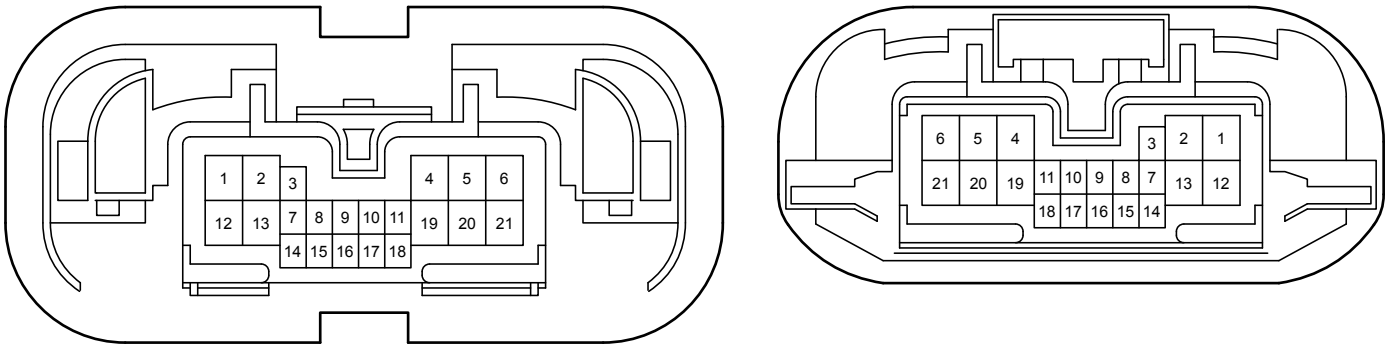

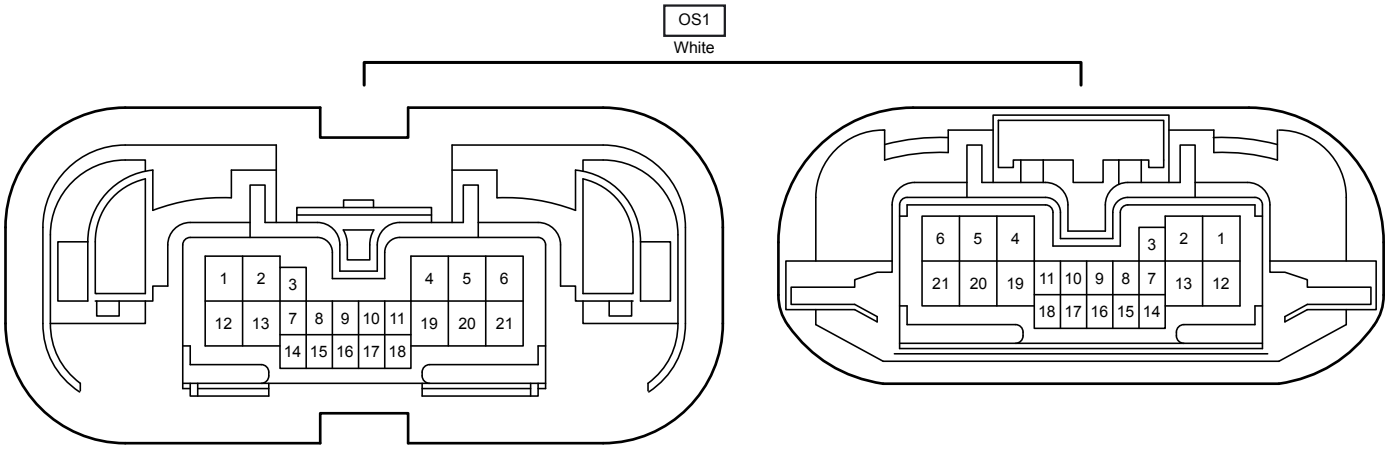
OS1
White
1 2 3 4 5 6
12 13 7 8 9 10 11 19 20 21
14 15 16 17 18
6 5 4 3 2 1
21 20 19 11 10 9 8 7 13 12
18 17 16 15 14

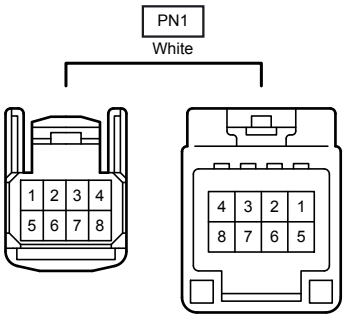
PN1
White
1 2 3 4
5 6 7 8
4 3 2 1
8 7 6 5

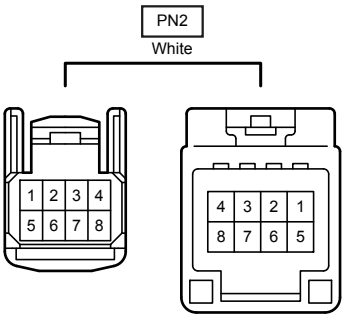
PN2
White
1 2 3 4
5 6 7 8
4 3 2 1
8 7 6 5

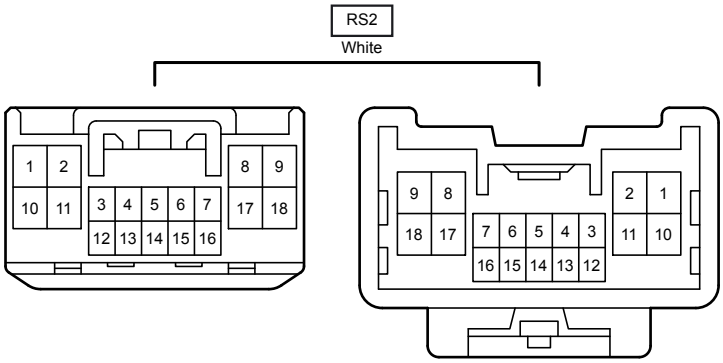
RS2
White
1 2
10 11
3 4 5 6 7
12 13 14 15 16
8 9
17 18
9 8
18 17
7 6 5 4 3
16 15 14 13 12
2 1
11 10