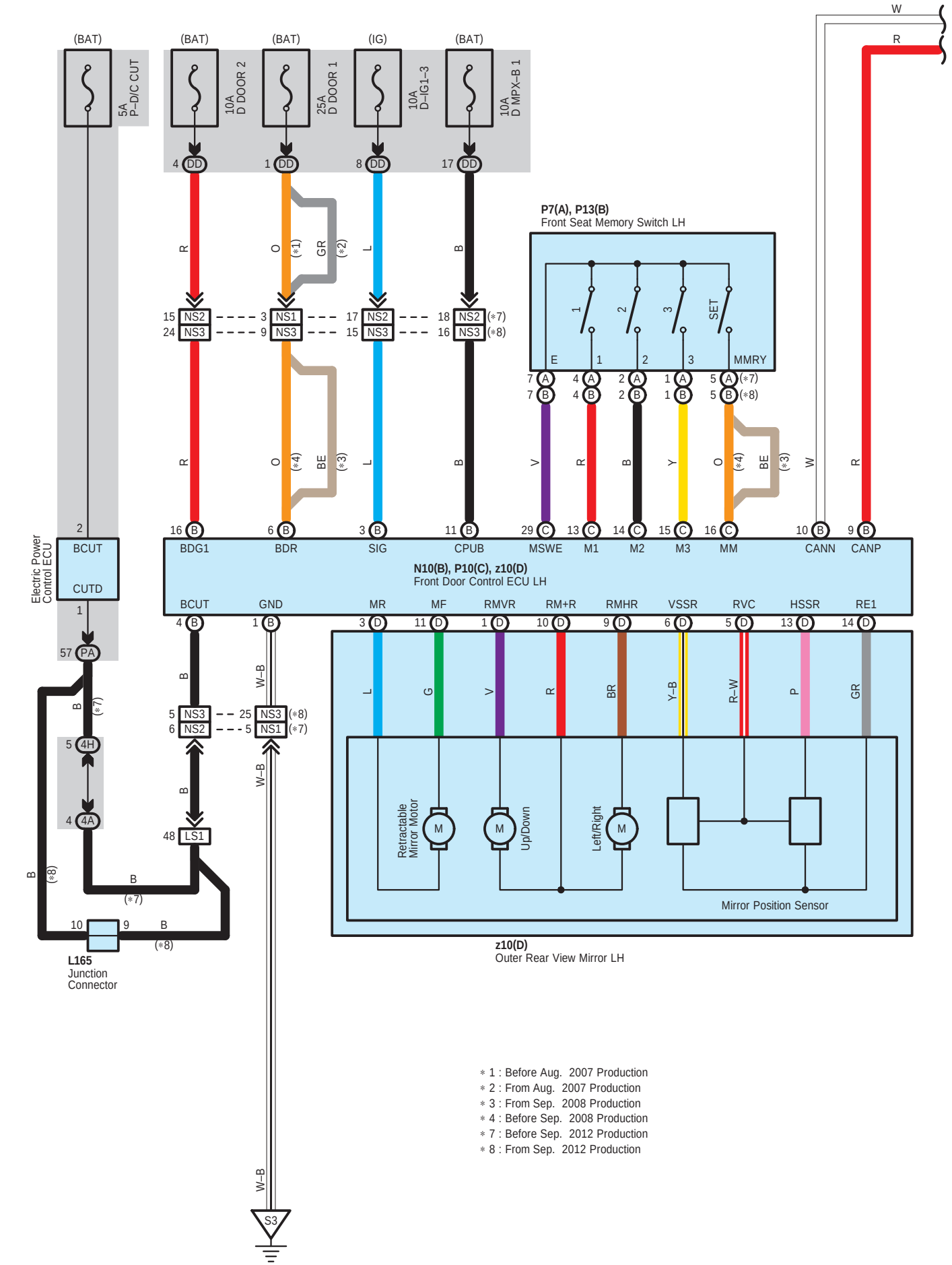

∗ 1 : Before Aug. 2007 Production
∗ 2 : From Aug. 2007 Production
∗ 3 : From Sep. 2008 Production
∗ 4 : Before Sep. 2008 Production
∗ 7 : Before Sep. 2012 Production
∗ 8 : From Sep. 2012 Production

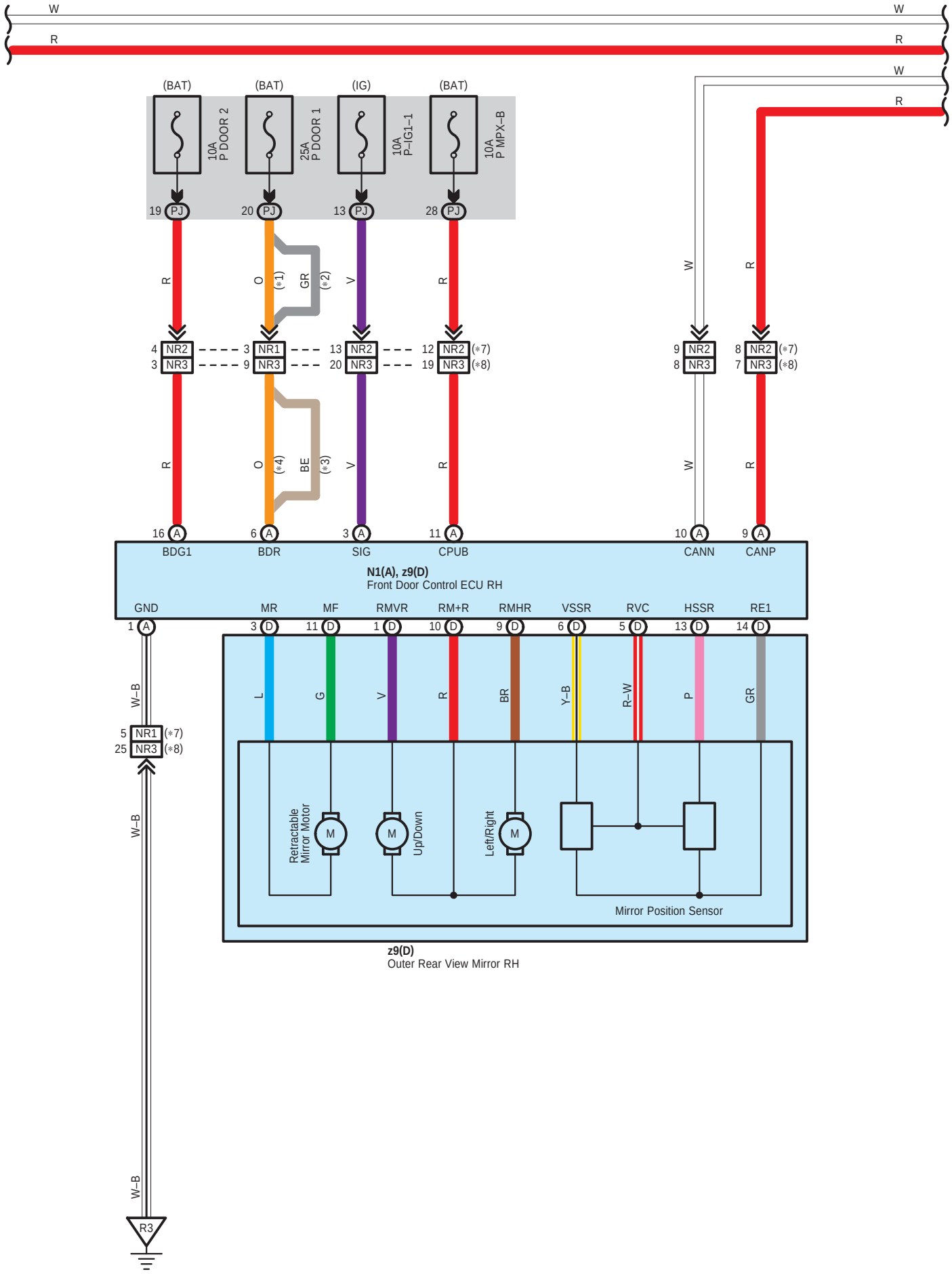
W
R
(BAT)
(BAT)
(IG)
(BAT)
10A P DOOR 2
25A P DOOR 1
10A P–IG1–1
10A P MPX–B
19 PJ
20 PJ
13 PJ
28 PJ
R
O
(*1)
GR
(*2)
V
R
W
R
4 NR2
3 NR3
3 NR1
9 NR3
13 NR2
20 NR3
12 NR2 (*7)
19 NR3 (*8)
9 NR2
8 NR3
8 NR2 (*7)
7 NR3 (*8)
R
O
(*4)
BE
(*3)
V
R
W
R
16 A
6 A
3 A
11 A
10 A
9 A
BDG1
BDR
SIG
CPUB
CANN
CANP
N1(A), z9(D)
Front Door Control ECU RH
GND
MR
MF
RMVR
RM+R
RMHR
VSSR
RVC
HSSR
RE1
1 A
3 D
11 D
1 D
10 D
9 D
6 D
5 D
13 D
14 D
W–B
5 NR1 (*7)
25 NR3 (*8)
L
G
V
R
BR
Y–B
R–W
P
GR
Retractable Mirror Motor
M
M
Up/Down
Left/Right
M
Mirror Position Sensor
z9(D)
Outer Rear View Mirror RH
W–B
W–B
R3

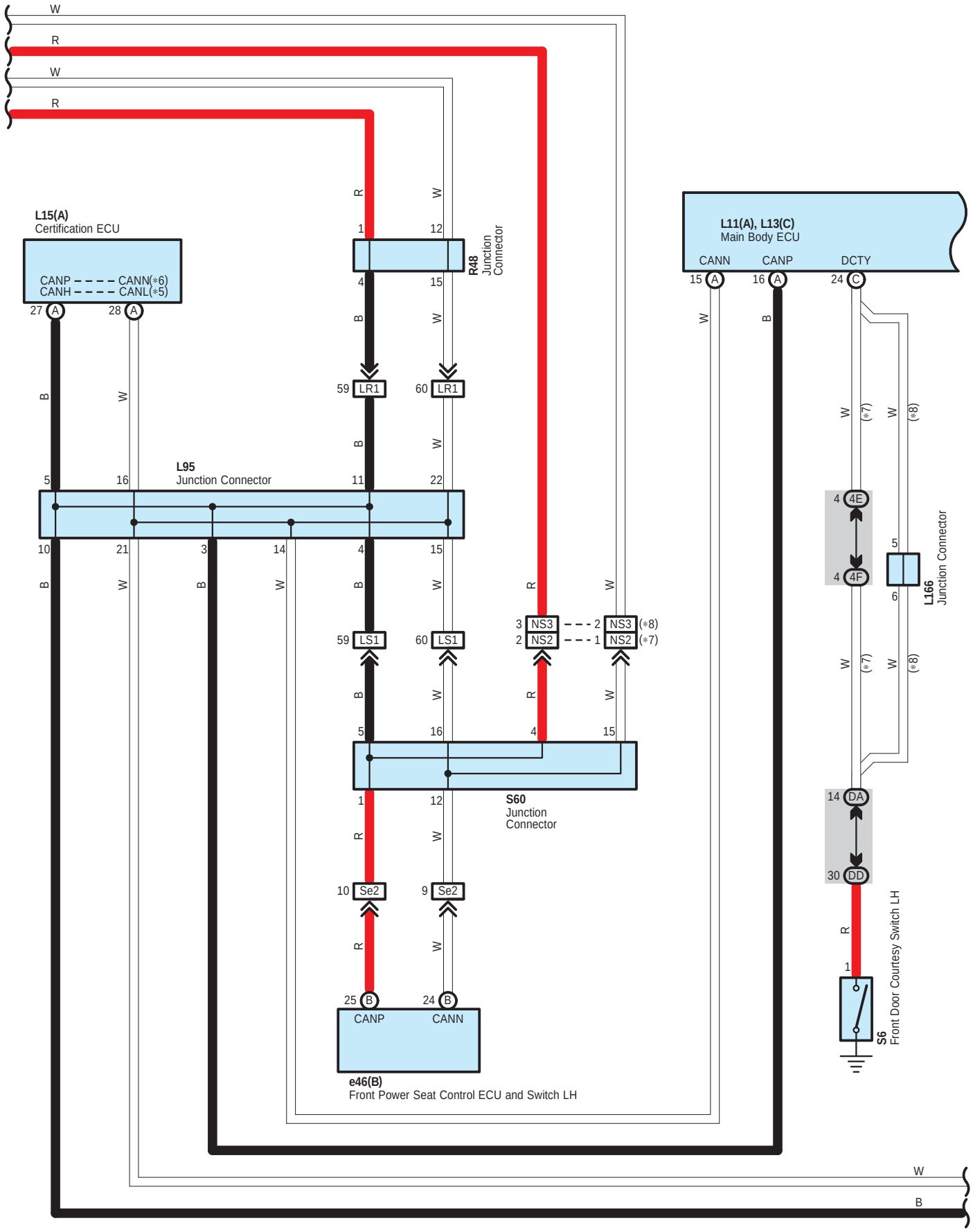
L15(A)
Certification ECU
CANP CANN(*6)
CANH CANL(*5)
27 A
28 A
R48
Junction
Connector
1
12
4
15
59 LR1
60 LR1
L95
Junction Connector
5
16
11
22
10
21
3
14
4
15
59 LS1
60 LS1
3 NS3
2 NS2
2 NS3 (*8)
1 NS2 (*7)
S60
Junction
Connector
5
16
4
15
1
12
10 Se2
9 Se2
25 B
24 B
CANP
CANN
e46(B)
Front Power Seat Control ECU and Switch LH
L11(A), L13(C)
Main Body ECU
CANN
CANP
DCTY
15 A
16 A
24 C
4 4E
4 4F
5
6
L166
Junction Connector
14 DA
30 DD
1
S6
Front Door Courtesy Switch LH
W
R
B

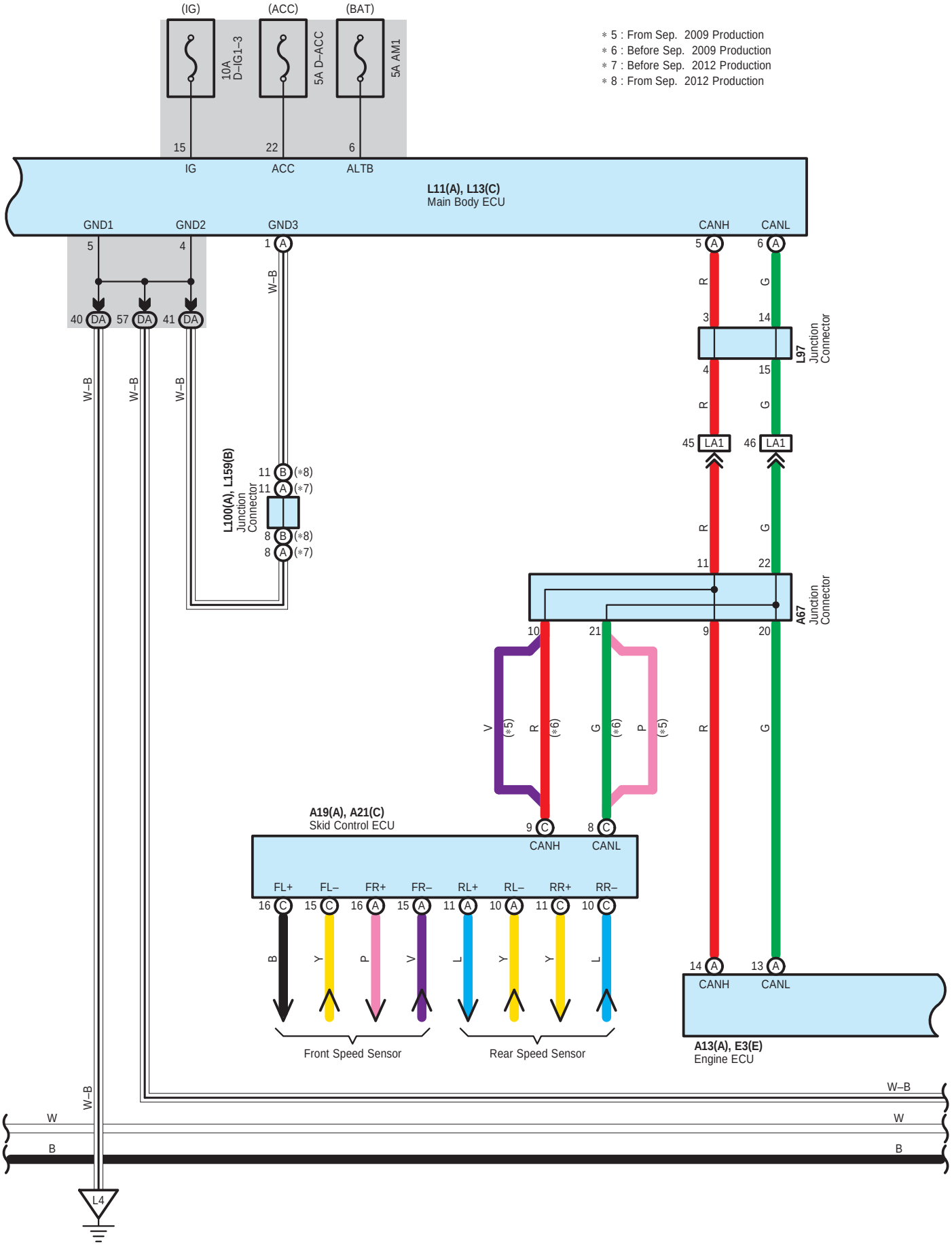
(IG)
(ACC)
(BAT)
10A D–IG1–3
5A D–ACC
5A AM1
15
22
6
IG
ACC
ALTB
∗ 5 : From Sep. 2009 Production
∗ 6 : Before Sep. 2009 Production
∗ 7 : Before Sep. 2012 Production
∗ 8 : From Sep. 2012 Production
L11(A), L13(C)
Main Body ECU
GND1
GND2
GND3
CANH
CANL
W–B
R
G
L97 Junction Connector
LA1
L100(A), L159(B) Junction Connector
A67 Junction Connector
V
P
A19(A), A21(C)
Skid Control ECU
FL+
FL–
FR+
FR–
RL+
RL–
RR+
RR–
B
Y
L
Front Speed Sensor
Rear Speed Sensor
A13(A), E3(E)
Engine ECU
W
L4

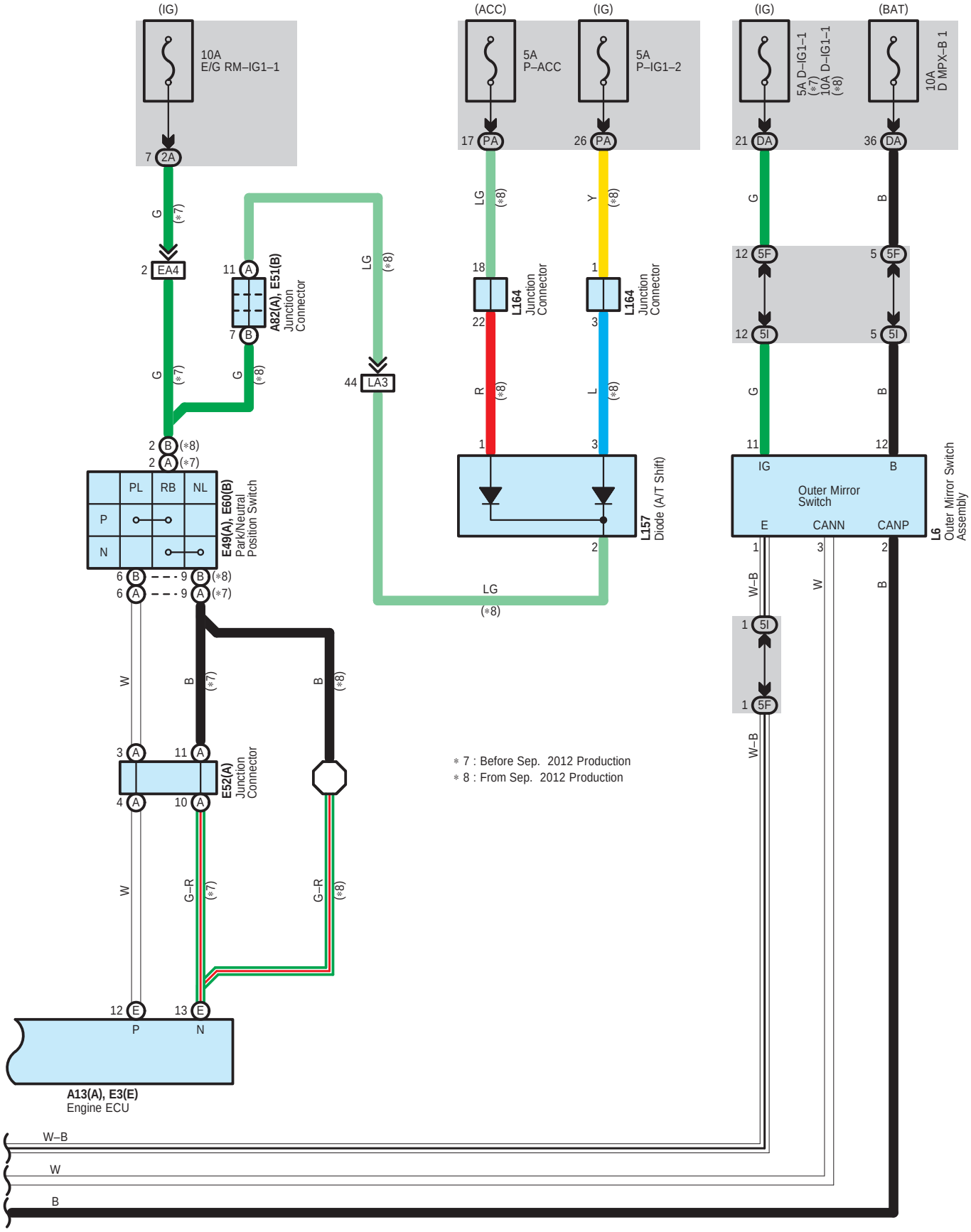
(IG)
10A
E/G RM–IG1–1
7 2A
G (*7)
2 EA4
G (*7)
11 A
7 B
A82(A), E51(B)
Junction
Connector
G (*8)
LG (*8)
44 LA3
2 B (*8)
2 A (*7)
PL RB NL
P
N
E49(A), E60(B)
Park/Neutral
Position Switch
6 B 9 B (*8)
6 A 9 A (*7)
W
B (*7)
B (*8)
3 A 11 A
4 A 10 A
E52(A)
Junction
Connector
W
G–R (*7)
G–R (*8)
12 E 13 E
P N
A13(A), E3(E)
Engine ECU
(ACC)
5A
P–ACC
17 PA
LG (*8)
18
22
L164
Junction
Connector
R (*8)
1
(IG)
5A
P–IG1–2
26 PA
Y (*8)
1
3
L164
Junction
Connector
L (*8)
3
L157
Diode (A/T Shift)
2
LG
(*8)
(IG)
5A D–IG1–1
(*7)
10A D–IG1–1
(*8)
21 DA
G
12 5F
12 5I
G
11
(BAT)
10A
D MPX–B 1
36 DA
B
5 5F
5 5I
B
12
IG B
Outer Mirror
Switch
E CANN CANP
L6
Outer Mirror Switch
Assembly
1 3 2
W–B
W
B
1 5I
1 5F
W–B
* 7 : Before Sep. 2012 Production
* 8 : From Sep. 2012 Production
W–B
W
B

A 13
White

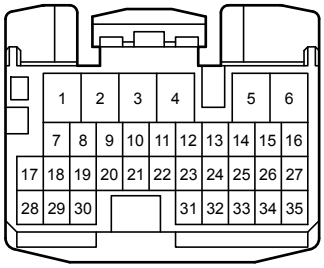

A 19
Black

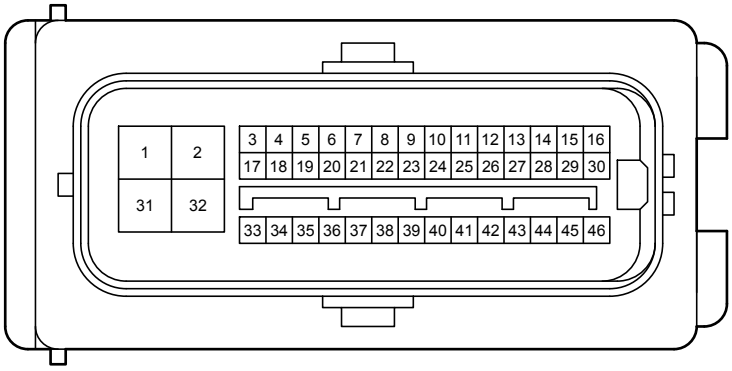

A 21
Gray

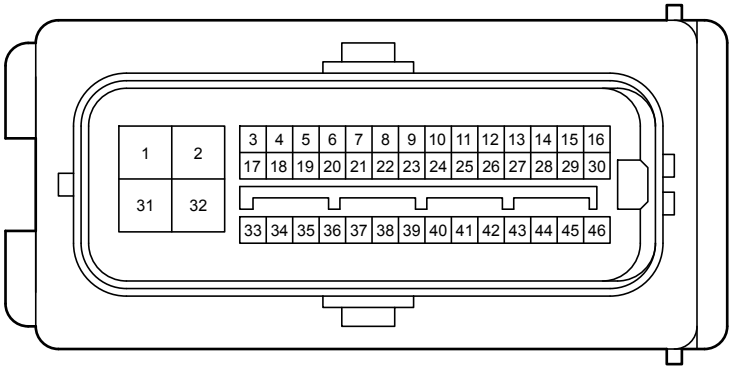

A 67
Black

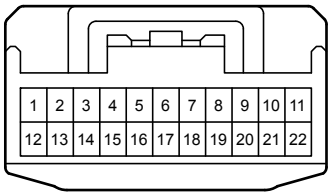

A 82
Gray

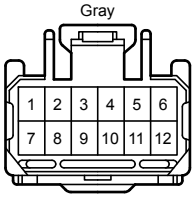

E 3
White



E 49
Gray

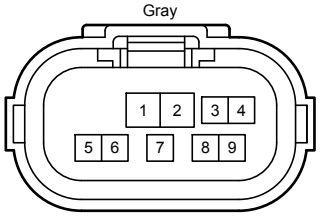

E 51
Blue



E 52
Black

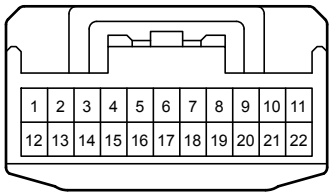

E 60
Black

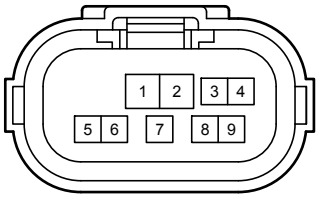

L 6
White

L 11
White

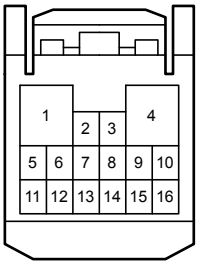

L 13
White

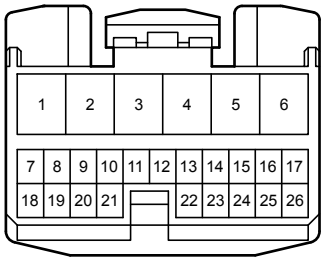

L 15
White

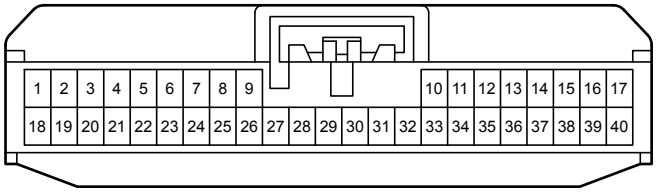

L 95
Gray

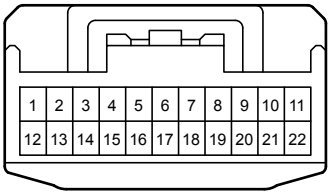

L 97
Black

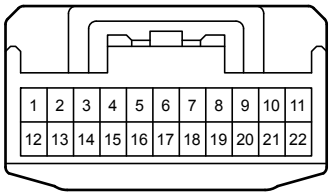

L100
Blue

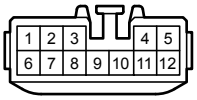

L157
White

L159
Blue

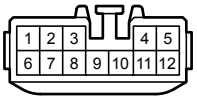

L164
Blue

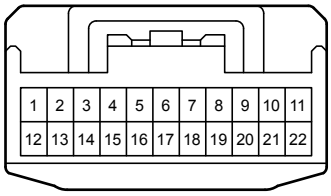

L165
Blue

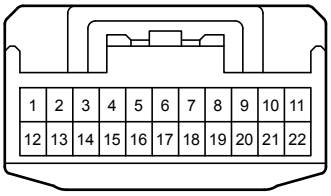

L166
White

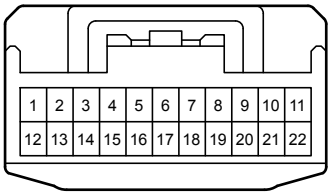

N 1
White

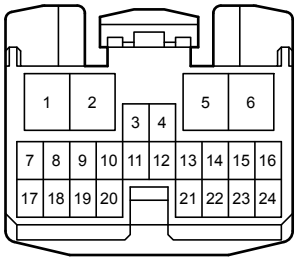

N 10
White

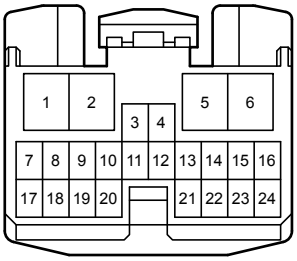

P 7
Black

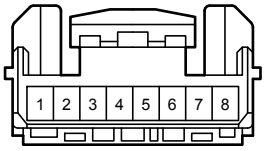

P 10
White

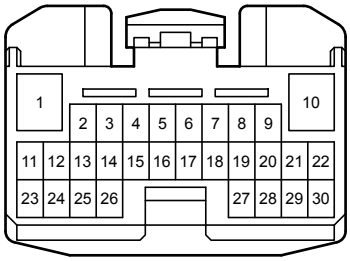

P 13
Black

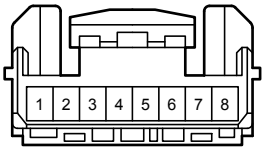

R 48
Black

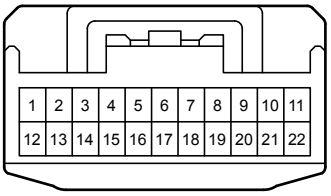

S 6
White

S 60
Black

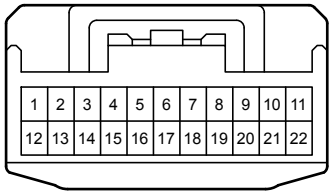

e 46
White

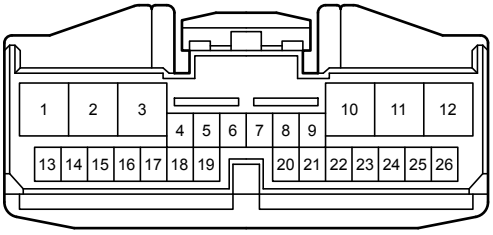

z 9
White

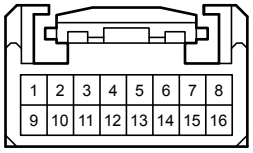

z 10
White

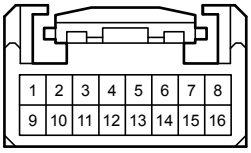

2A
Black

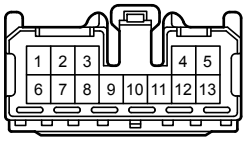

4A
White

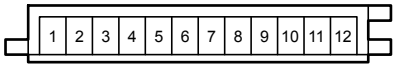

4E
White

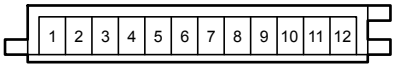

4F
Gray

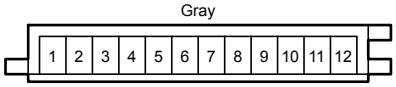

4H
Gray

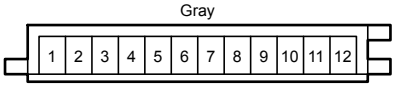

5F
Gray

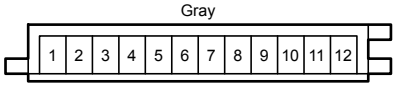

5I
White

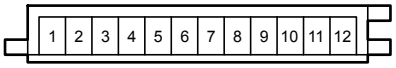

DA
White

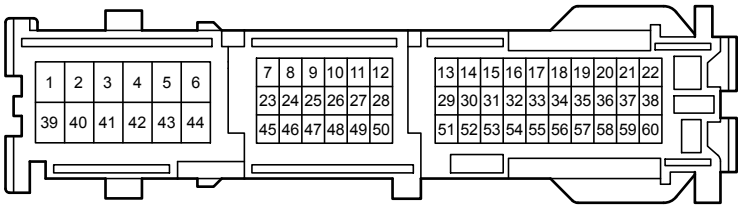

DD
Gray

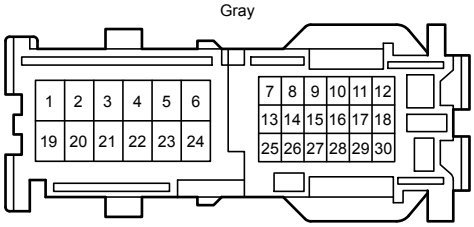

PA
White

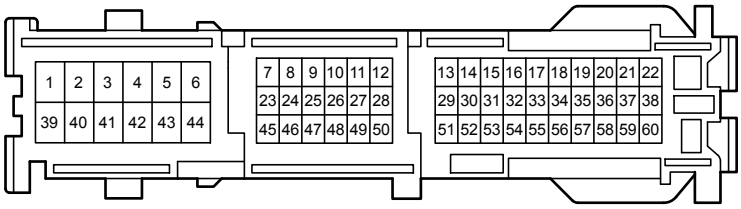

PJ
Gray

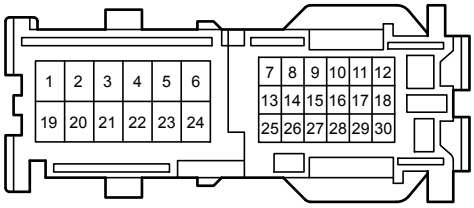

EA4
White

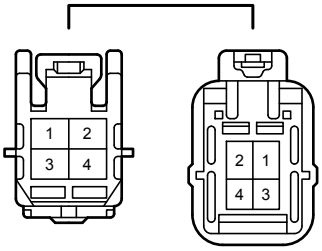

LA1
White

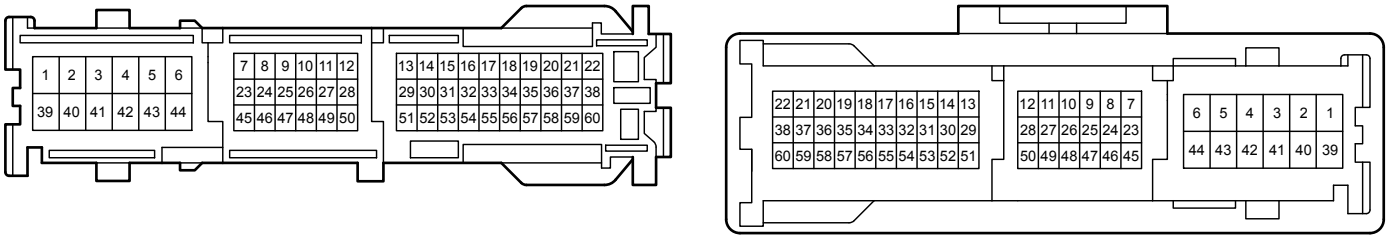

LA3
White

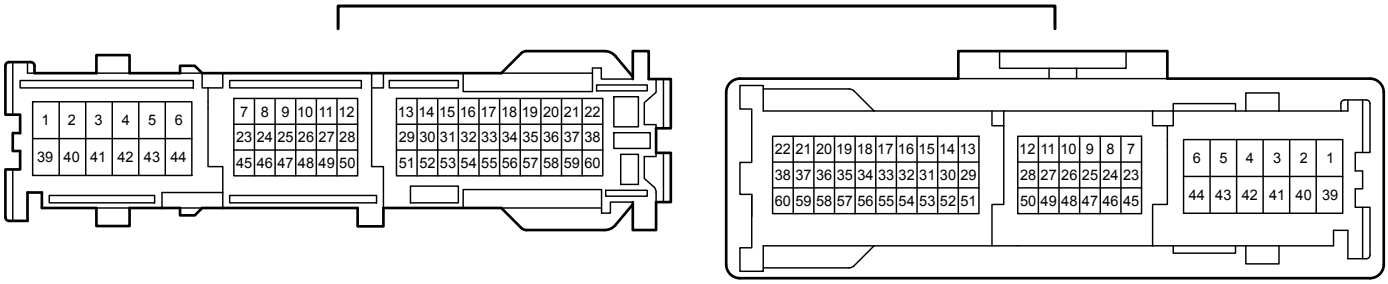

LR1
White

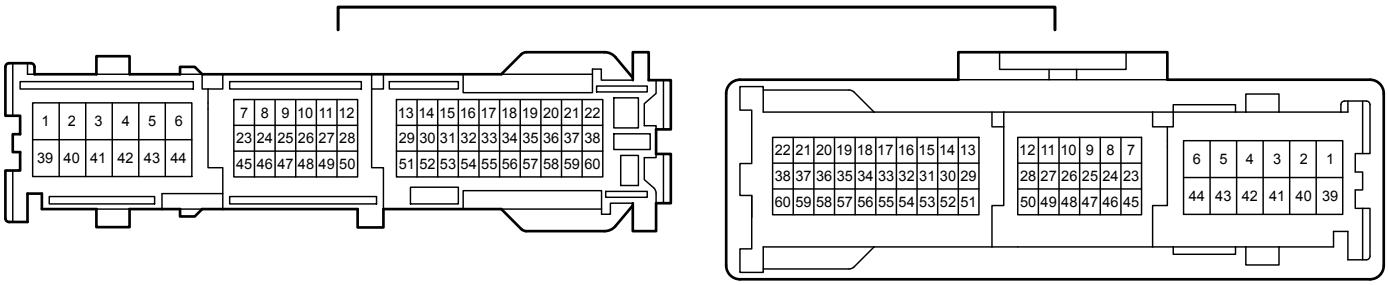

LS1
White

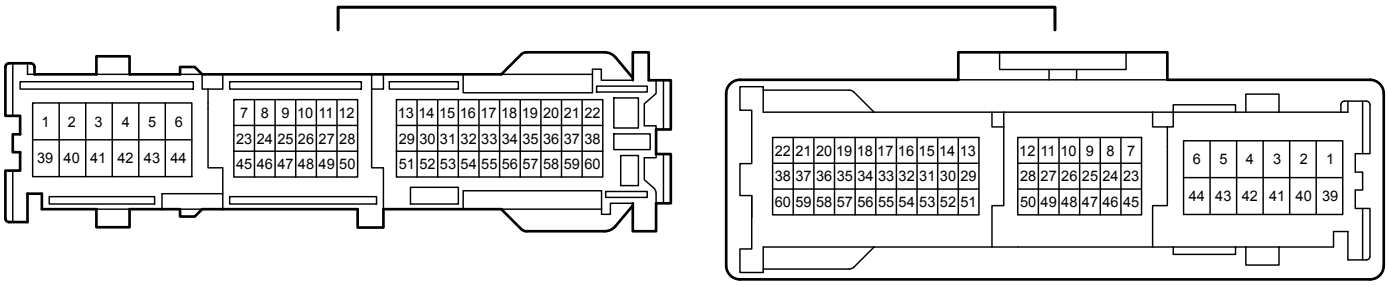

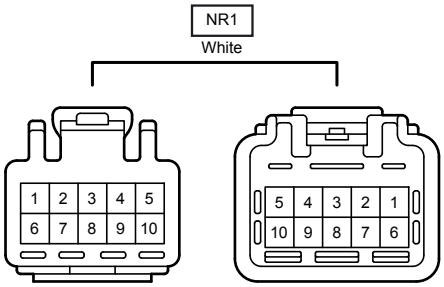
NR1
White
1 2 3 4 5
6 7 8 9 10
5 4 3 2 1
10 9 8 7 6

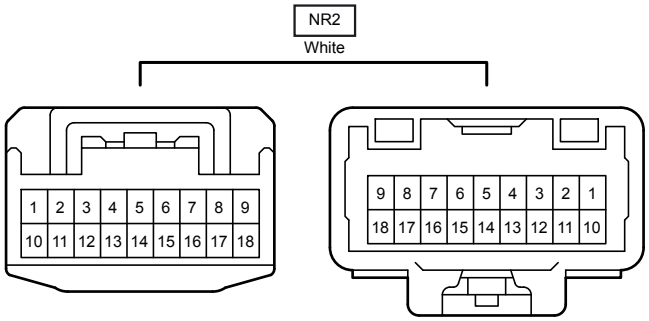
NR2
White
1 2 3 4 5 6 7 8 9
10 11 12 13 14 15 16 17 18
9 8 7 6 5 4 3 2 1
18 17 16 15 14 13 12 11 10

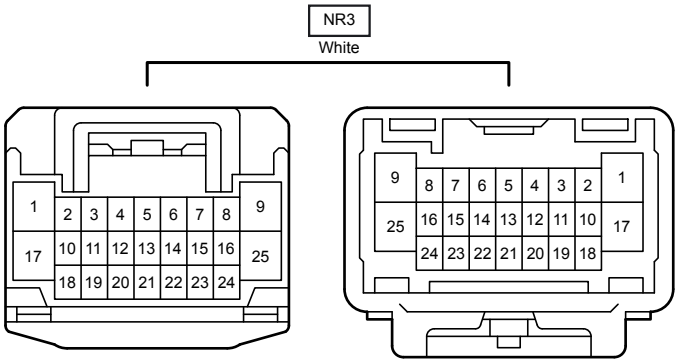
NR3
White
1 2 3 4 5 6 7 8 9
17 10 11 12 13 14 15 16 25
18 19 20 21 22 23 24
9 8 7 6 5 4 3 2 1
25 16 15 14 13 12 11 10 17
24 23 22 21 20 19 18

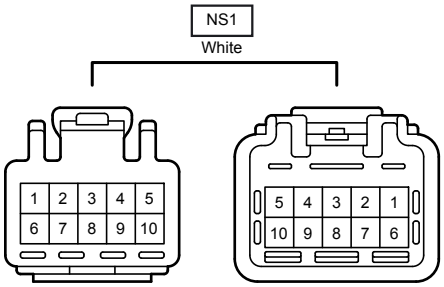
NS1
White
1 2 3 4 5
6 7 8 9 10
5 4 3 2 1
10 9 8 7 6

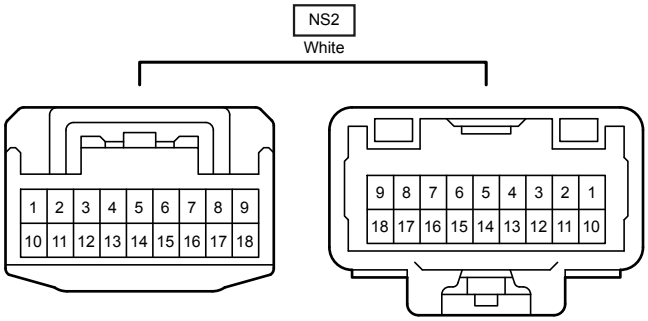
NS2
White
1 2 3 4 5 6 7 8 9
10 11 12 13 14 15 16 17 18
9 8 7 6 5 4 3 2 1
18 17 16 15 14 13 12 11 10

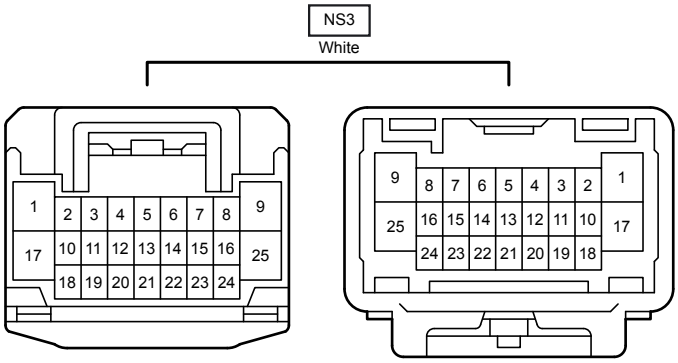
NS3
White
1 2 3 4 5 6 7 8 9
17 10 11 12 13 14 15 16 25
18 19 20 21 22 23 24
9 8 7 6 5 4 3 2 1
25 16 15 14 13 12 11 10 17
24 23 22 21 20 19 18

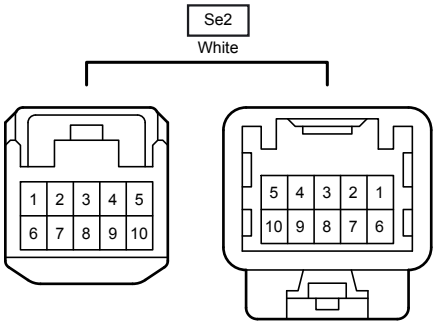
Se2
White
1 2 3 4 5
6 7 8 9 10
5 4 3 2 1
10 9 8 7 6