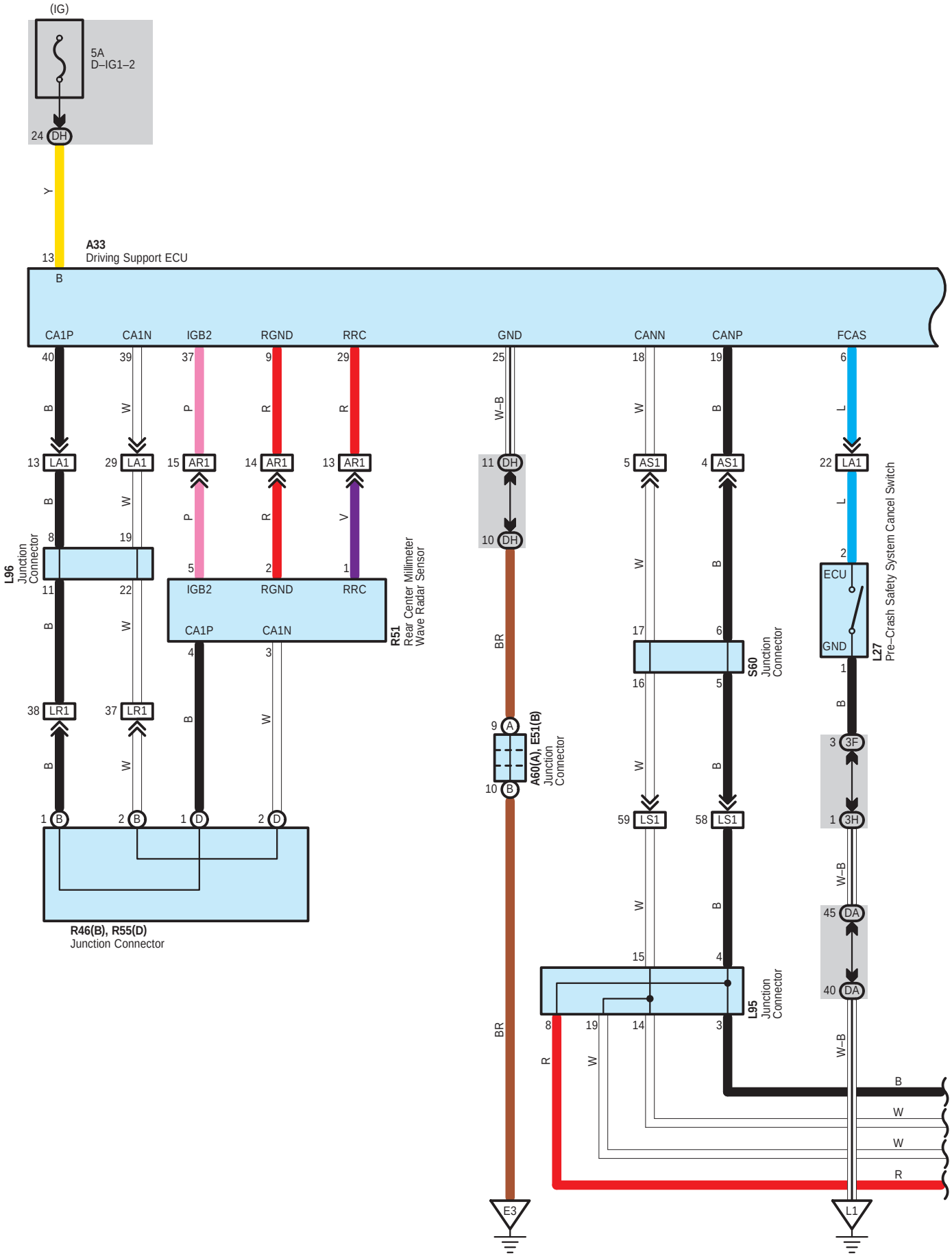
(IG)
5A
D–IG1–2
24 DH
Y
13
A33
Driving Support ECU
B
CA1P
CA1N
IGB2
RGND
RRC
GND
CANN
CANP
FCAS
40
39
37
9
29
25
18
19
6
B
W
P
R
R
W–B
W
B
L
13 LA1
29 LA1
15 AR1
14 AR1
13 AR1
11 DH
10 DH
5 AS1
4 AS1
22 LA1
L96
Junction
Connector
8
19
5
2
1
IGB2
RGND
RRC
CA1P
CA1N
R51
Rear Center Millimeter
Wave Radar Sensor
11
22
4
3
17
6
16
5
S60
Junction
Connector
ECU
GND
L27
Pre–Crash Safety System Cancel Switch
38 LR1
37 LR1
9 A
10 B
A60(A), E51(B)
Junction
Connector
3 3F
1 3H
1 B
2 B
1 D
2 D
59 LS1
58 LS1
45 DA
40 DA
R46(B), R55(D)
Junction Connector
15
4
L95
Junction
Connector
8
19
14
3
E3
L1

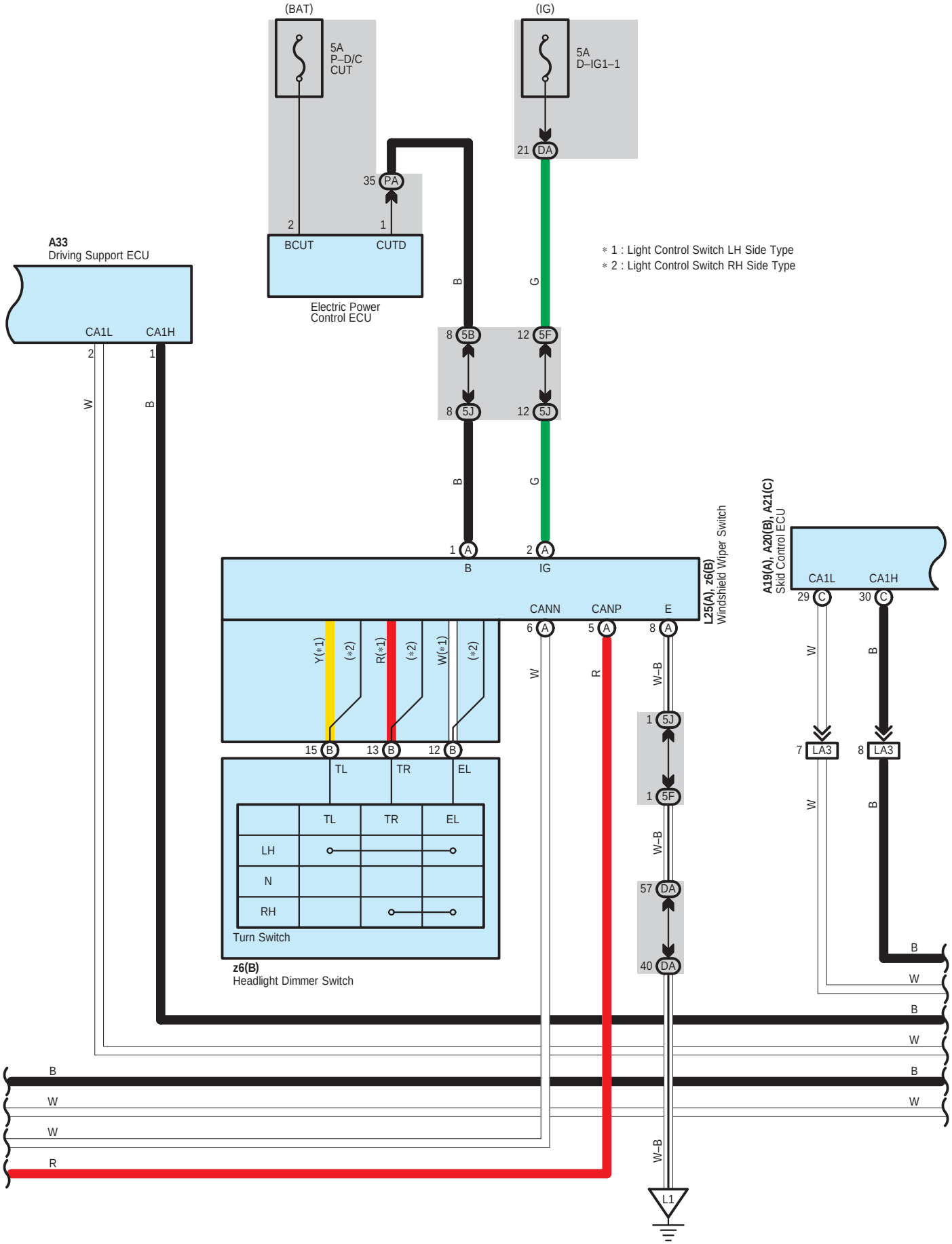
(BAT)
5A
P–D/C
CUT
(IG)
5A
D–IG1–1
21 DA
35 PA
2
1
BCUT
CUTD
Electric Power
Control ECU
∗ 1 : Light Control Switch LH Side Type
∗ 2 : Light Control Switch RH Side Type
A33
Driving Support ECU
CA1L
CA1H
8 5B
12 5F
8 5J
12 5J
1 A
2 A
B
IG
L25(A), z6(B)
Windshield Wiper Switch
CANN
CANP
E
6 A
5 A
8 A
Y(∗1)
(∗2)
R(∗1)
W(∗1)
15 B
13 B
12 B
TL
TR
EL
LH
N
RH
Turn Switch
z6(B)
Headlight Dimmer Switch
W–B
57 DA
40 DA
L1
A19(A), A20(B), A21(C)
Skid Control ECU
29 C
30 C
7 LA3
8 LA3

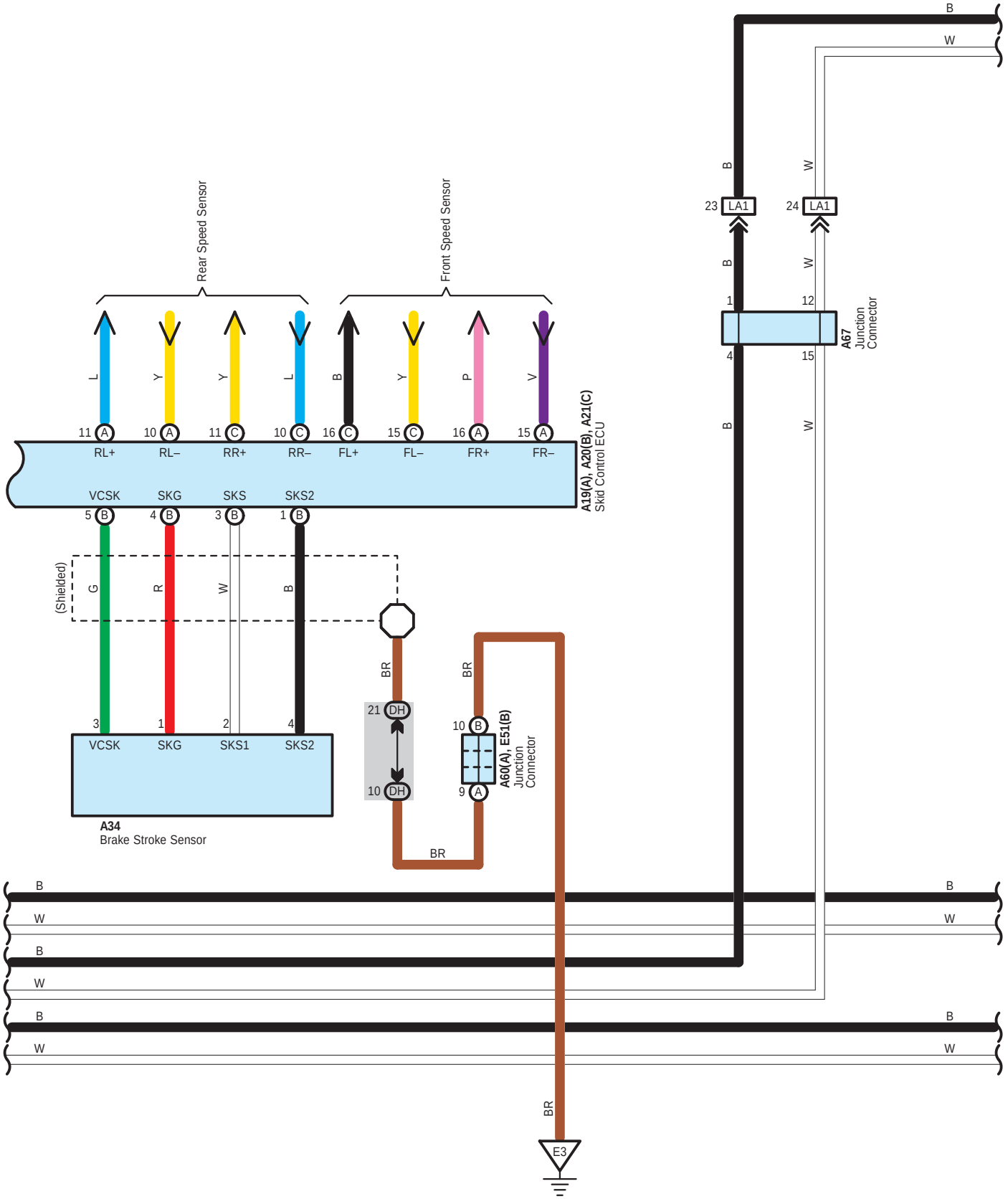
Rear Speed Sensor
Front Speed Sensor
L
Y
Y
L
B
Y
P
V
11 A
10 A
11 C
10 C
16 C
15 C
16 A
15 A
RL+
RL–
RR+
RR–
FL+
FL–
FR+
FR–
A19(A), A20(B), A21(C)
Skid Control ECU
VCSK
SKG
SKS
SKS2
5 B
4 B
3 B
1 B
(Shielded)
G
R
W
B
3
1
2
4
VCSK
SKG
SKS1
SKS2
A34
Brake Stroke Sensor
BR
BR
21 DH
10 DH
10 B
9 A
A60(A), E51(B)
Junction
Connector
BR
B
W
23 LA1
24 LA1
1
12
4
15
A67
Junction
Connector
E3

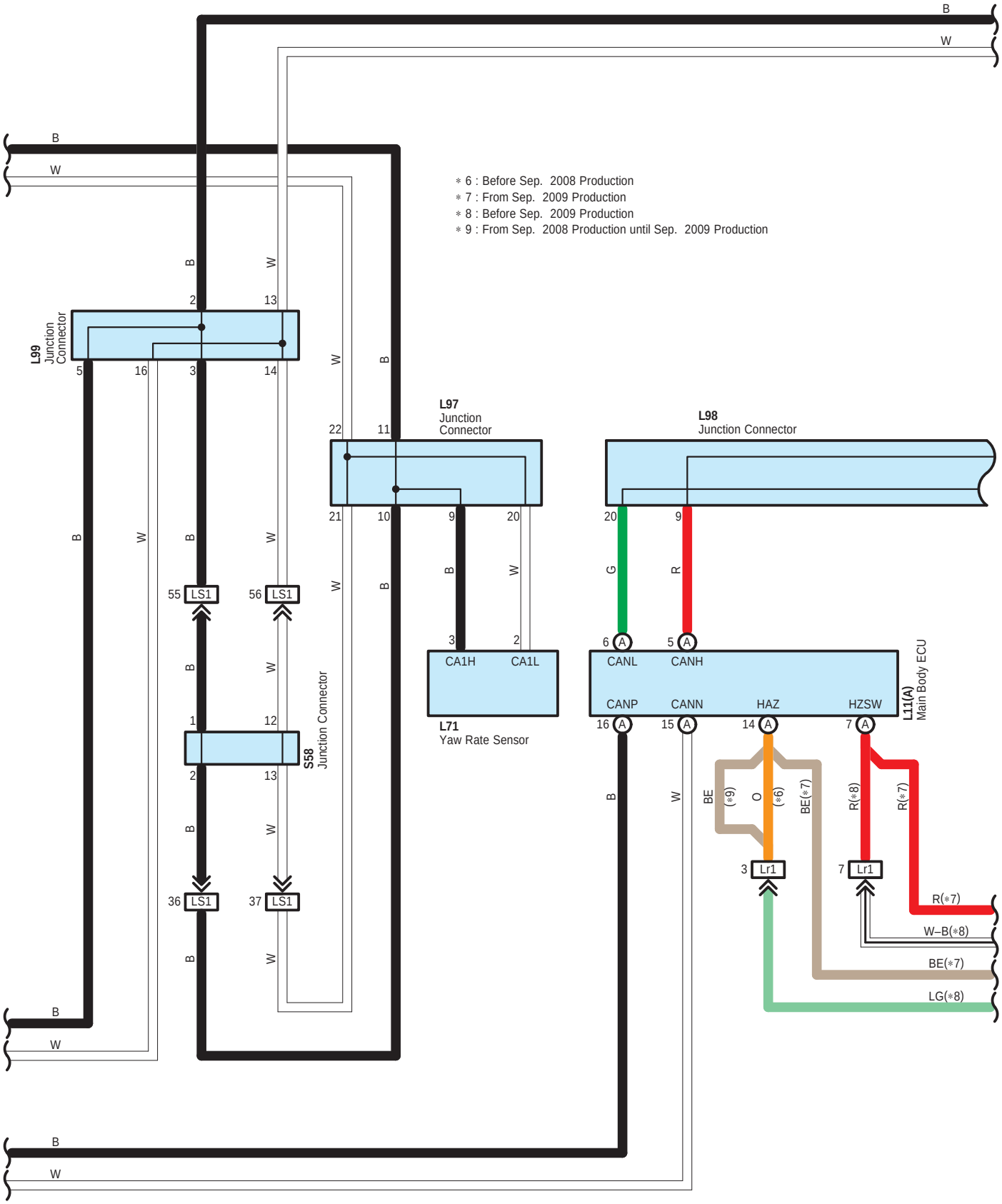
B
W
∗ 6 : Before Sep. 2008 Production
∗ 7 : From Sep. 2009 Production
∗ 8 : Before Sep. 2009 Production
∗ 9 : From Sep. 2008 Production until Sep. 2009 Production
L99
Junction
Connector
L97
Junction
Connector
L98
Junction Connector
L71
Yaw Rate Sensor
L11(A)
Main Body ECU
S58
Junction Connector
LS1
Lr1
CA1H
CA1L
CANL
CANH
CANP
CANN
HAZ
HZSW
G
R
O
BE
BE(∗7)
R(∗8)
R(∗7)
W–B(∗8)
LG(∗8)

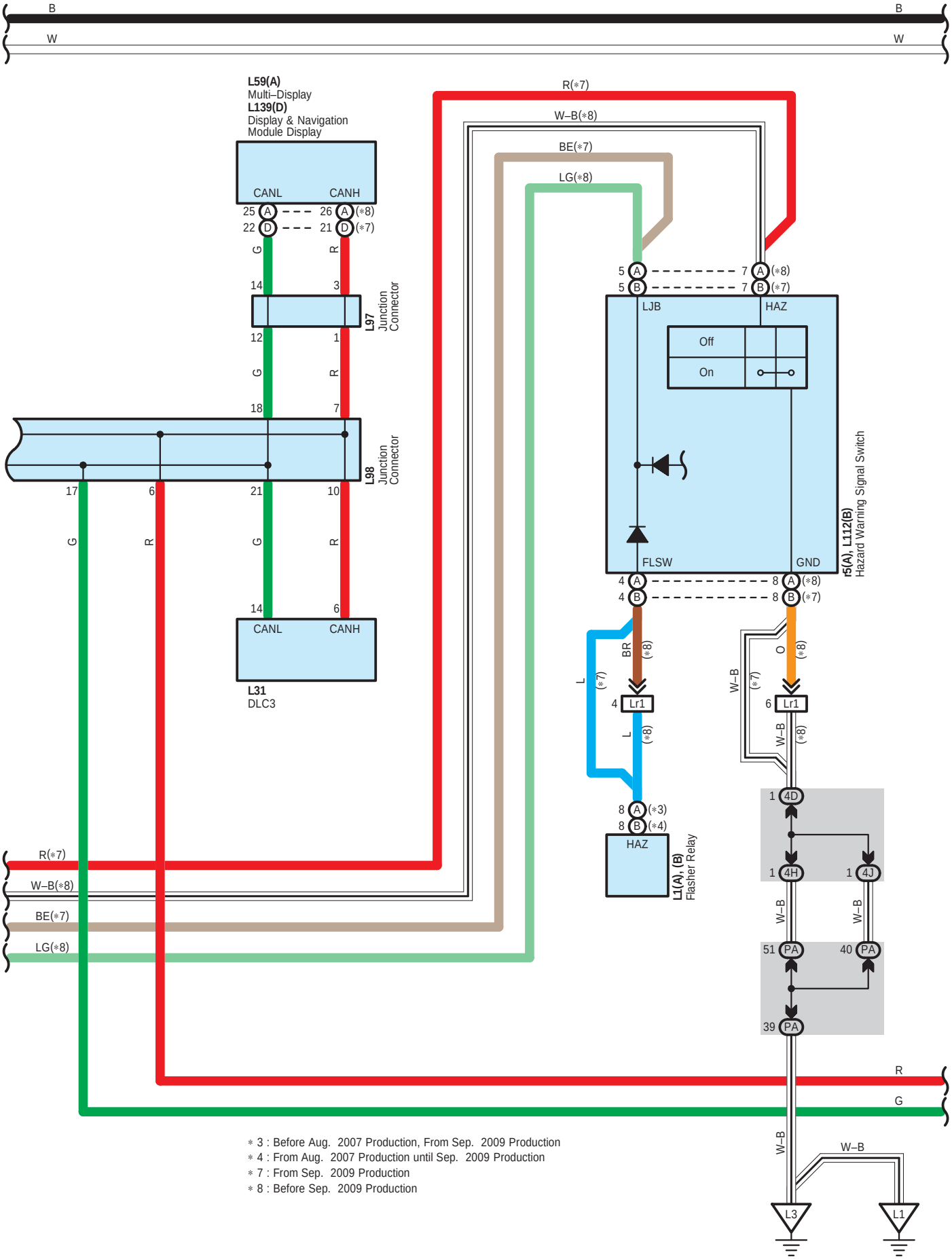

* 3 : Before Aug. 2007 Production, From Sep. 2009 Production
* 4 : From Aug. 2007 Production until Sep. 2009 Production
* 7 : From Sep. 2009 Production
* 8 : Before Sep. 2009 Production

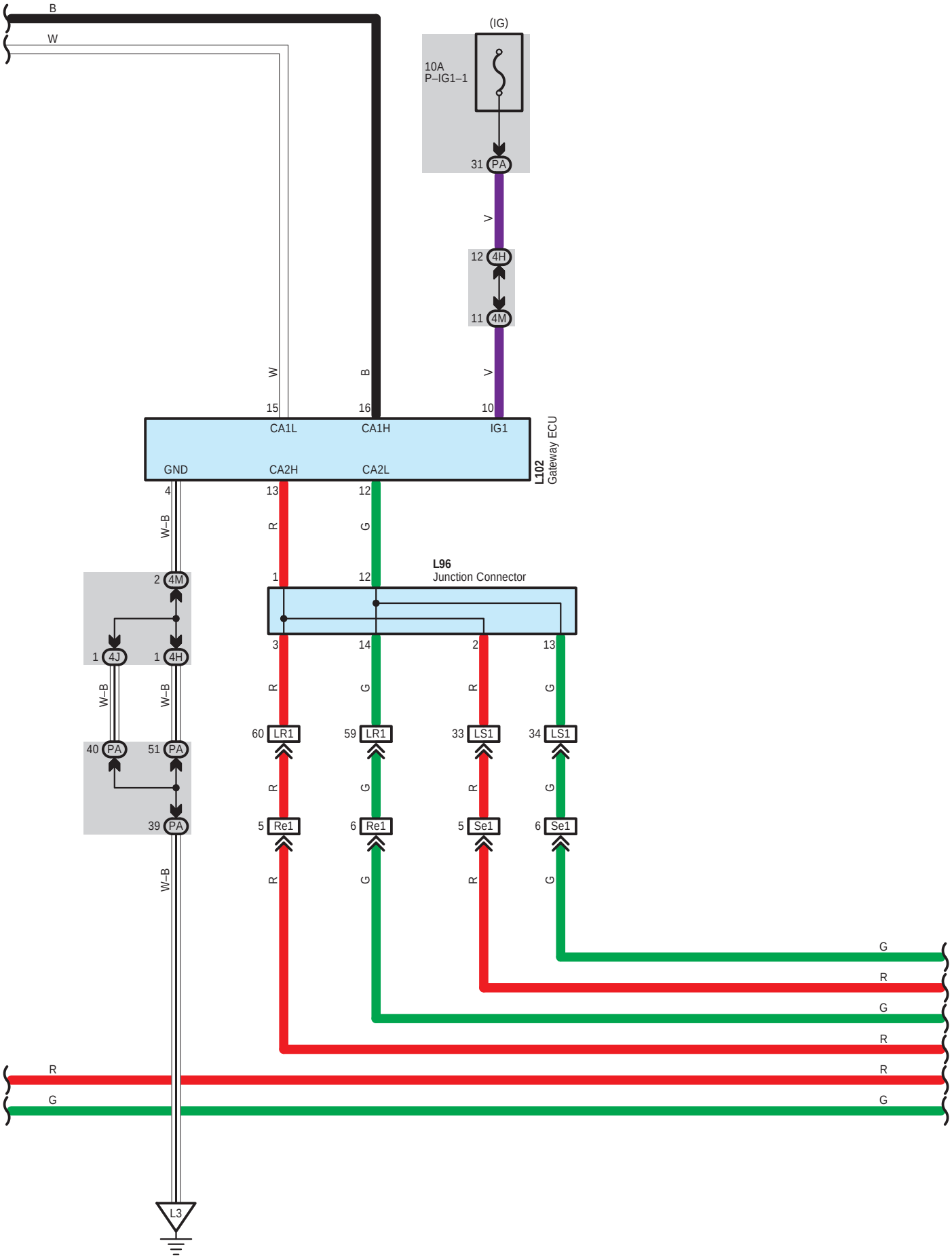
B
W
(IG)
10A
P–IG1–1
31 PA
V
12 4H
11 4M
W
B
V
15
16
10
CA1L
CA1H
IG1
L102
Gateway ECU
GND
CA2H
CA2L
4
13
12
W–B
R
G
L96
Junction Connector
2 4M
1
12
1 4J
1 4H
3
14
2
13
W–B
W–B
R
G
R
G
60 LR1
59 LR1
33 LS1
34 LS1
40 PA
51 PA
R
G
R
G
39 PA
5 Re1
6 Re1
5 Se1
6 Se1
W–B
R
G
R
G
G
R
G
R
R
R
G
G
L3

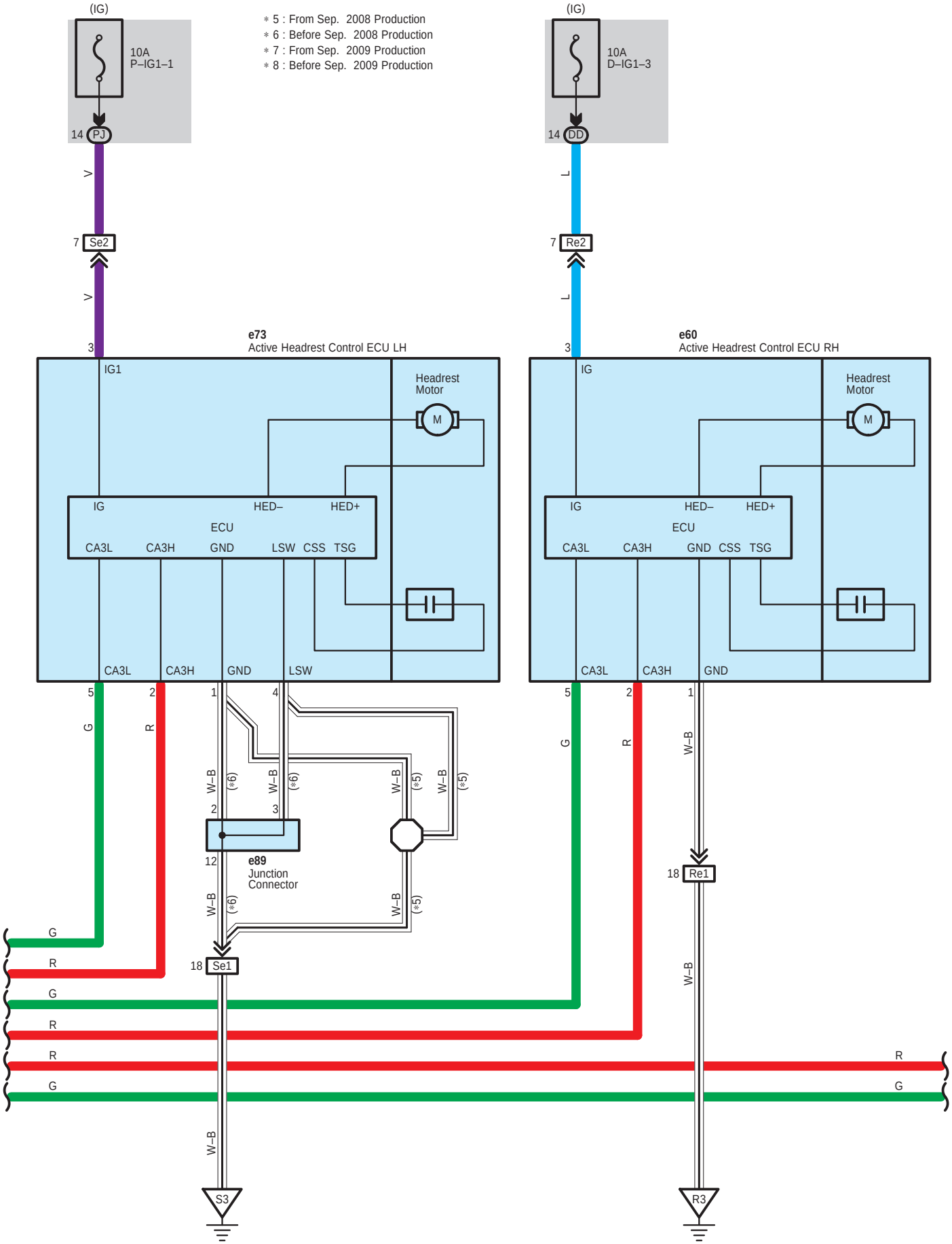
(IG)
10A
P–IG1–1
14 PJ
V
7 Se2
V
3
∗ 5 : From Sep. 2008 Production
∗ 6 : Before Sep. 2008 Production
∗ 7 : From Sep. 2009 Production
∗ 8 : Before Sep. 2008 Production
(IG)
10A
D–IG1–3
14 DD
L
7 Re2
L
3
e73
Active Headrest Control ECU LH
IG1
Headrest
Motor
M
IG
HED–
HED+
ECU
CA3L
CA3H
GND
LSW
CSS
TSG
CA3L
CA3H
GND
LSW
e60
Active Headrest Control ECU RH
IG
Headrest
Motor
M
IG
HED–
HED+
ECU
CA3L
CA3H
GND
CSS
TSG
CA3L
CA3H
GND
5
2
1
4
G
R
W–B
(∗6)
W–B
(∗6)
W–B
(∗5)
W–B
(∗5)
2
3
12
e89
Junction
Connector
W–B
(∗6)
W–B
(∗5)
18 Se1
5
2
1
G
R
W–B
18 Re1
W–B
G
R
G
R
R
G
R
G
W–B
S3
R3

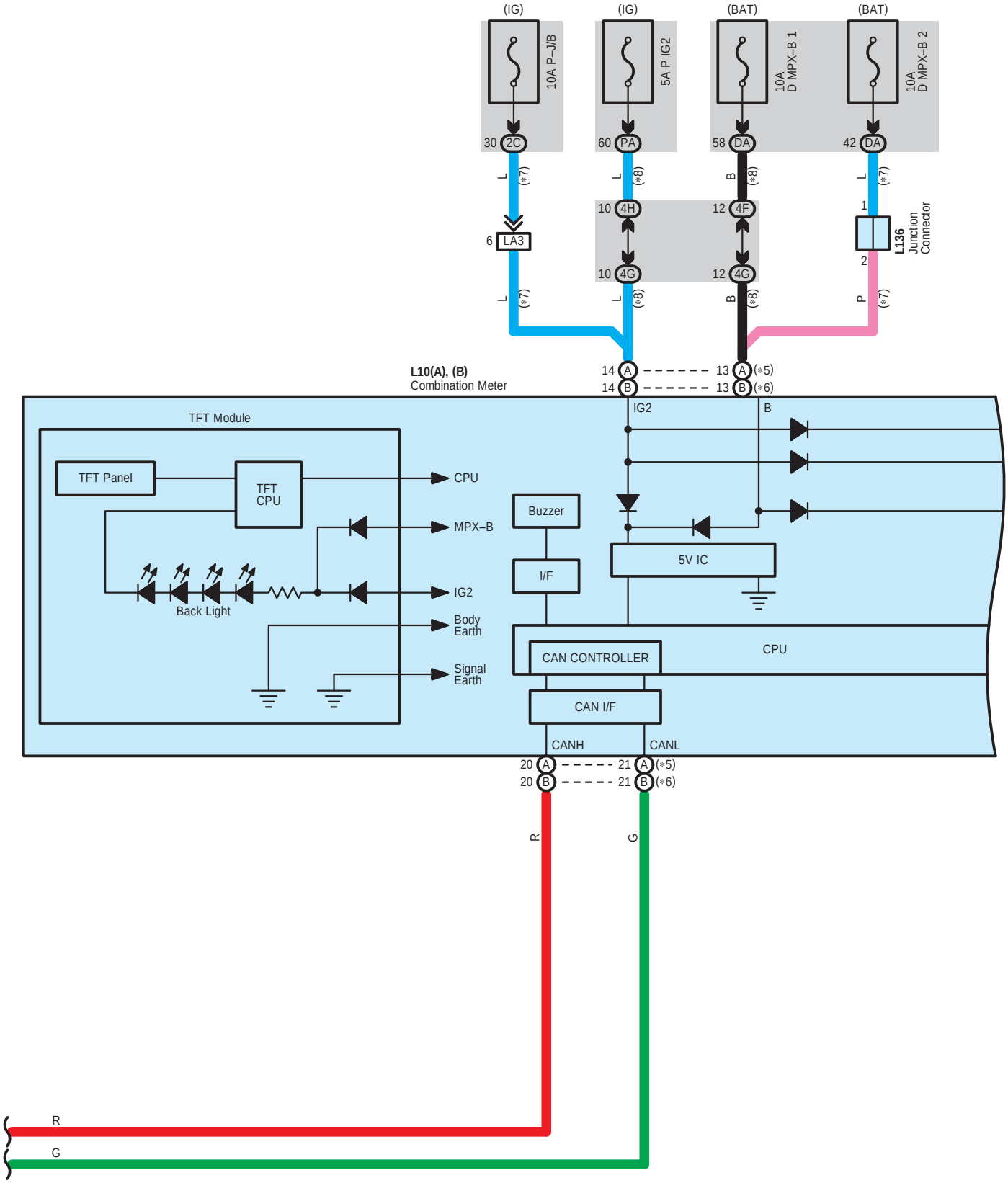
(IG)
(IG)
(BAT)
(BAT)
10A P–J/B
5A P IG2
10A D MPX–B 1
10A D MPX–B 2
30 2C
60 PA
58 DA
42 DA
L (*7)
L (*8)
B (*8)
L (*7)
10 4H
12 4F
6 LA3
1
2
L136 Junction Connector
10 4G
12 4G
L (*7)
L (*8)
B (*8)
P (*7)
L10(A), (B) Combination Meter
14 A
14 B
13 A (*5)
13 B (*6)
IG2
B
TFT Module
TFT Panel
TFT CPU
CPU
MPX–B
IG2
Body Earth
Signal Earth
Back Light
Buzzer
I/F
5V IC
CAN CONTROLLER
CPU
CAN I/F
CANH
CANL
20 A
20 B
21 A (*5)
21 B (*6)
R
G
R
G

∗ 5 : From Sep. 2008 Production
∗ 6 : Before Sep. 2008 Production
∗ 7 : From Sep. 2009 Production
∗ 8 : Before Sep. 2009 Production

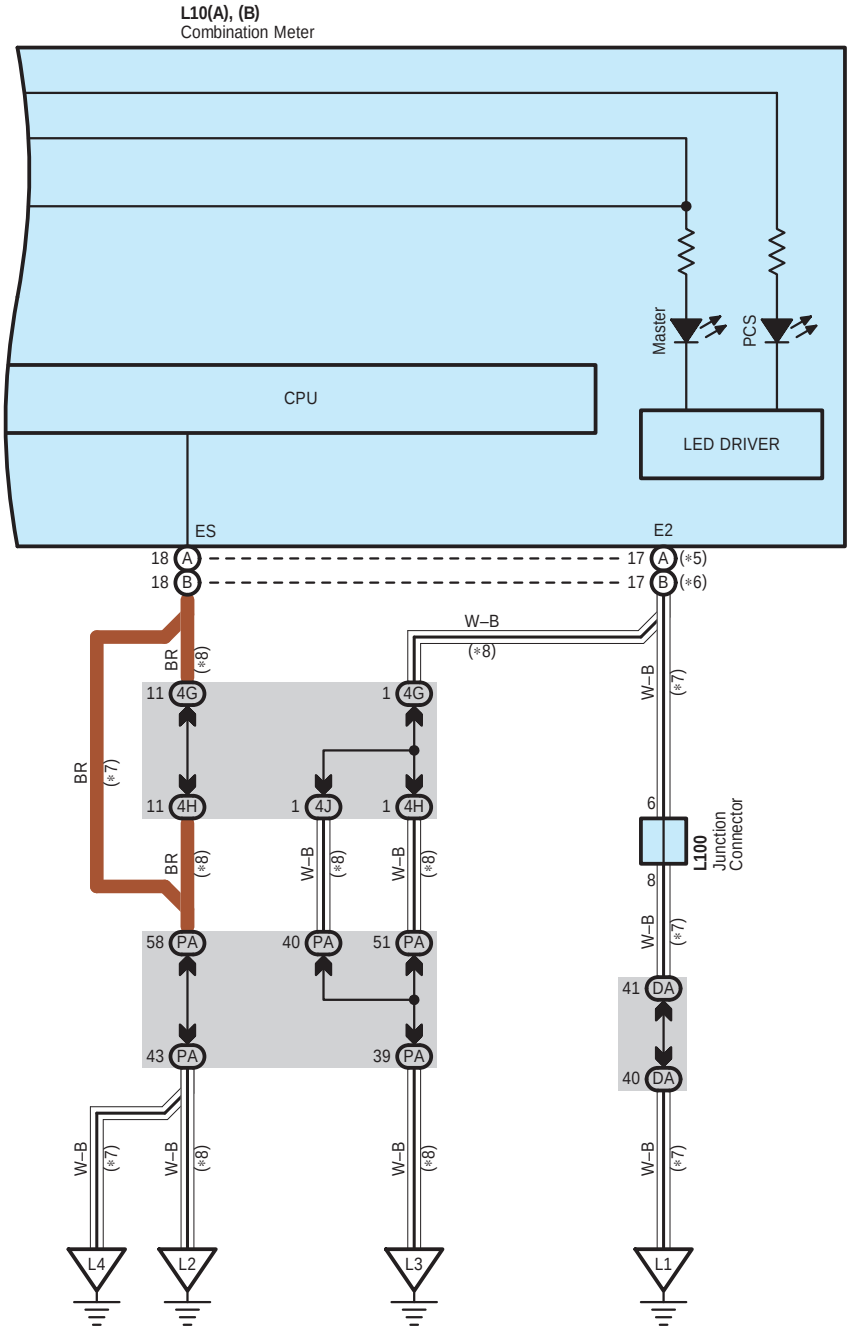

A 19
Black

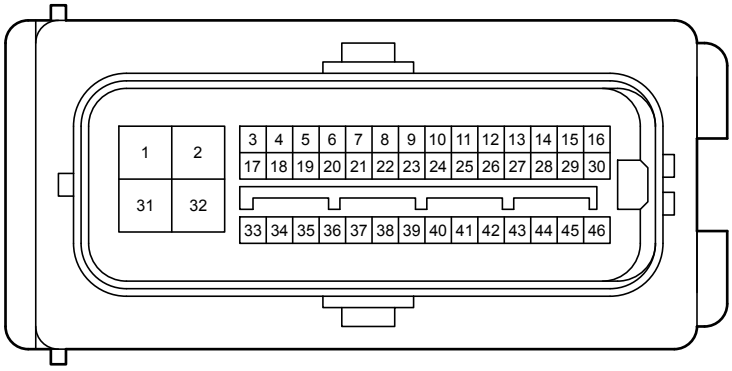

A 20
Black



A 21
Gray

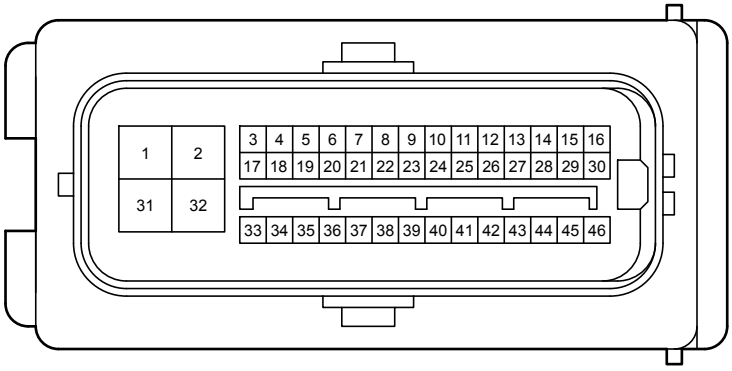

A 33
White

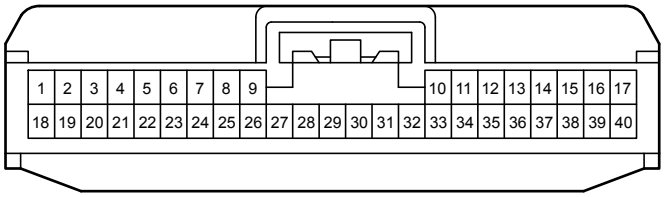

A 34
Black

A 60
Blue



A 67
Black

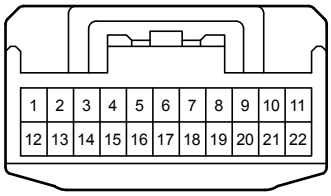

E 51
Blue



L 1
Gray

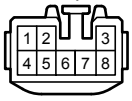

(Before Aug. 2007 Production, From Sep. 2009 Production)

L 1
Gray

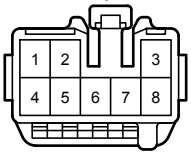

(From Aug. 2007 Production until Sep. 2009 Production)

L 10
White

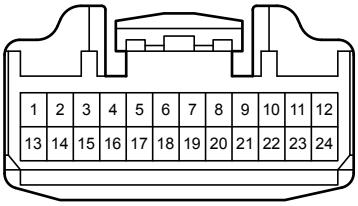

(Before Sep. 2008 Production)

L 10
Black

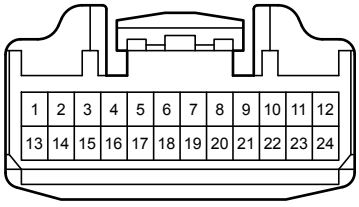

(From Sep. 2008 Production)

L 11
White

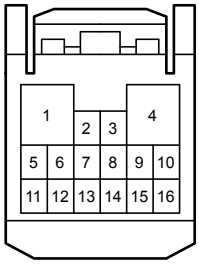

L 25
White

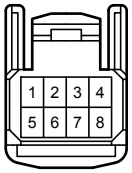

L 27
Gray



L 31
White

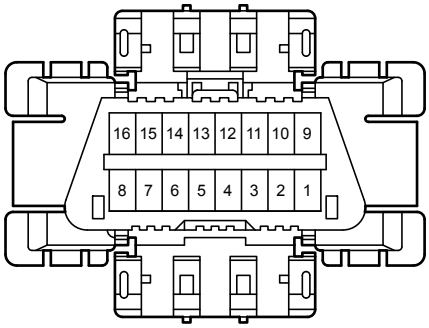

L 59
White

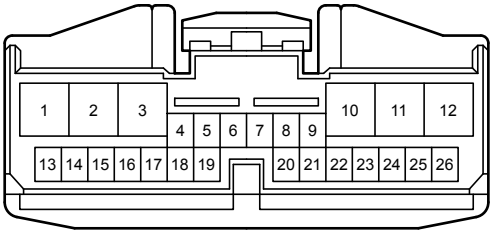

L 71
Black



L 95
Gray

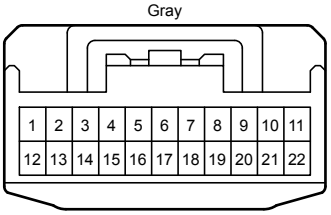

L 96
Black

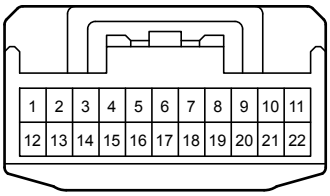

L 97
Black

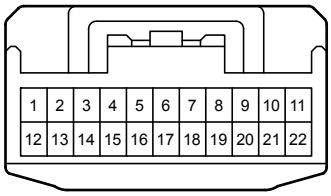

L 98
Gray

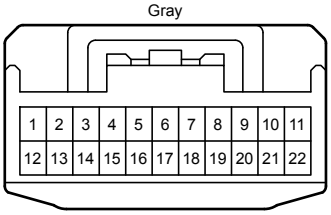

L 99
Black

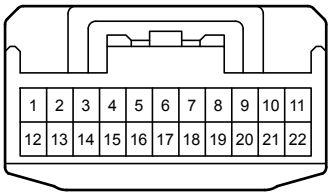

L100
Blue

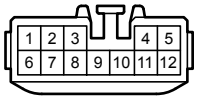

L102
White

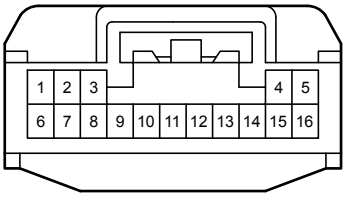

L112
White

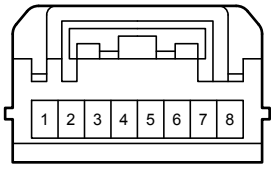

L136
Black

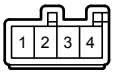

L139
White

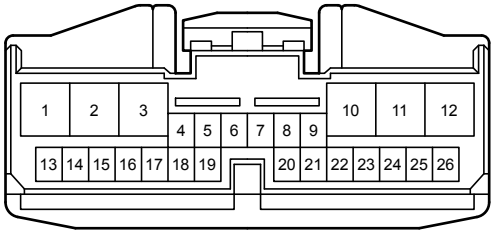

R 46
White

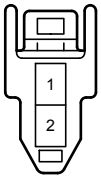

R 51
Black

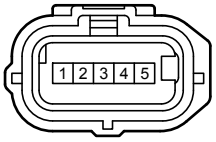

R 55
White

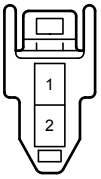

S 58
Black

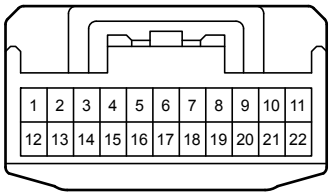

S 60
Black

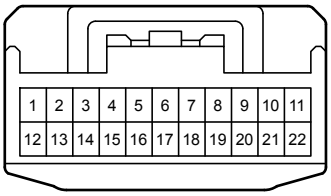

e 60
White

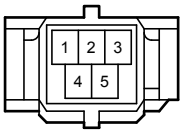

e 73
White

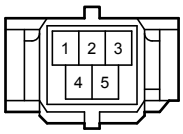

e 89
Blue

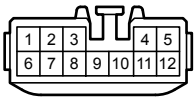

r 5
White

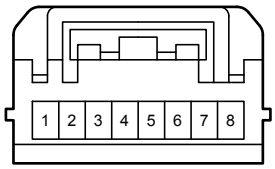

z 6
White

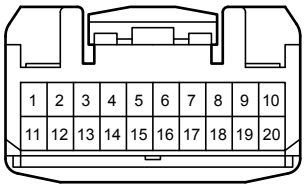

2C
White

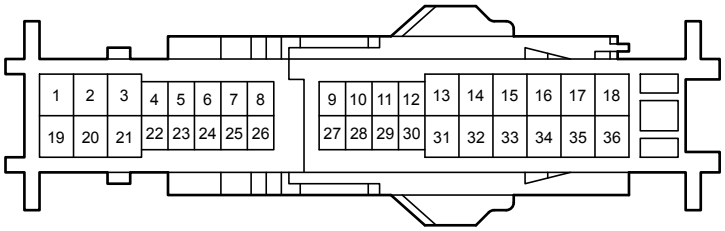

3F
Gray

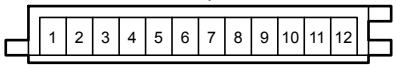

3H
Gray

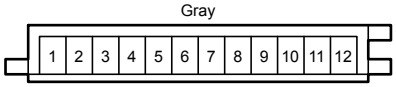

4D
Gray

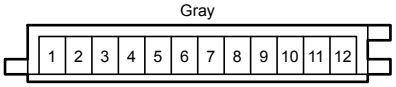

4F
Gray

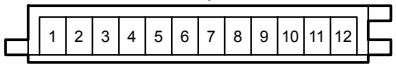

4G
White

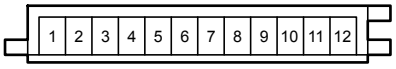

4H
Gray

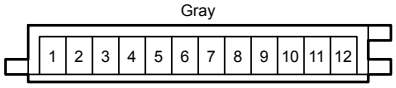

4J
Gray

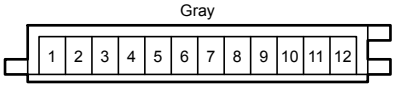

4M
White

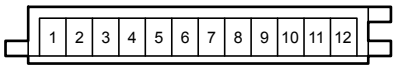

5B
Gray

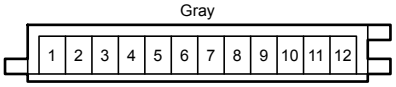

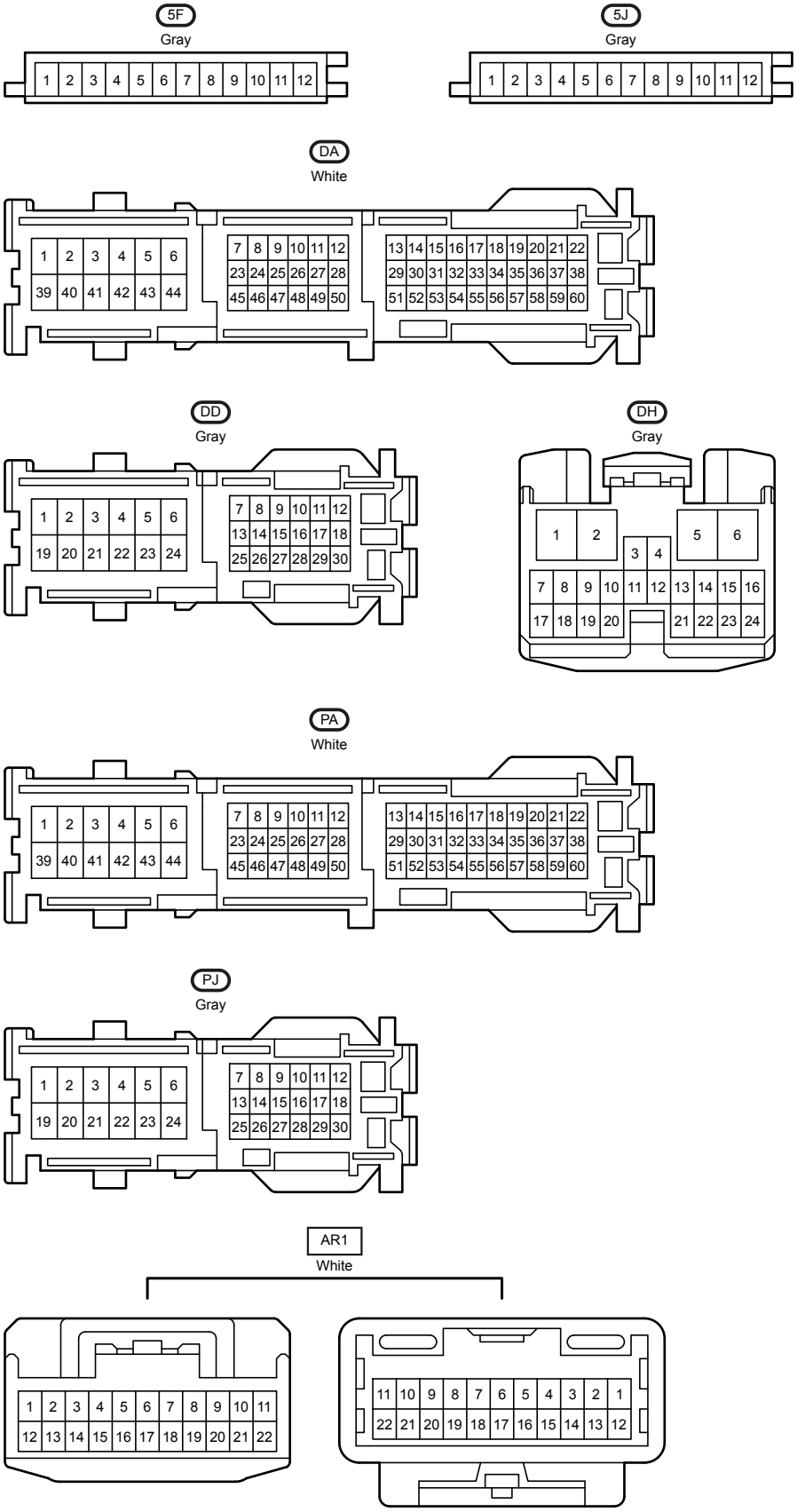
5F
Gray
1 2 3 4 5 6 7 8 9 10 11 12
5J
Gray
1 2 3 4 5 6 7 8 9 10 11 12
DA
White
1 2 3 4 5 6
39 40 41 42 43 44
7 8 9 10 11 12
23 24 25 26 27 28
45 46 47 48 49 50
13 14 15 16 17 18 19 20 21 22
29 30 31 32 33 34 35 36 37 38
51 52 53 54 55 56 57 58 59 60
DD
Gray
1 2 3 4 5 6
19 20 21 22 23 24
7 8 9 10 11 12
13 14 15 16 17 18
25 26 27 28 29 30
DH
Gray
1 2
3 4
5 6
7 8 9 10 11 12 13 14 15 16
17 18 19 20 21 22 23 24
PA
White
1 2 3 4 5 6
39 40 41 42 43 44
7 8 9 10 11 12
23 24 25 26 27 28
45 46 47 48 49 50
13 14 15 16 17 18 19 20 21 22
29 30 31 32 33 34 35 36 37 38
51 52 53 54 55 56 57 58 59 60
PJ
Gray
1 2 3 4 5 6
19 20 21 22 23 24
7 8 9 10 11 12
13 14 15 16 17 18
25 26 27 28 29 30
AR1
White
1 2 3 4 5 6 7 8 9 10 11
12 13 14 15 16 17 18 19 20 21 22
11 10 9 8 7 6 5 4 3 2 1
22 21 20 19 18 17 16 15 14 13 12

AS1
White

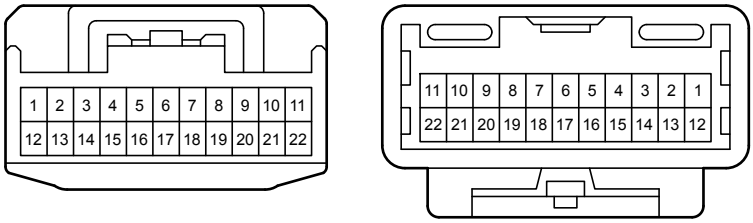

LA1
White

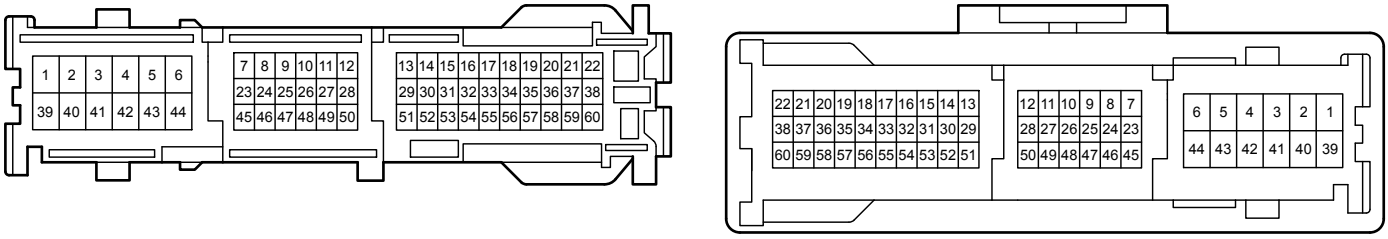

LA3
White

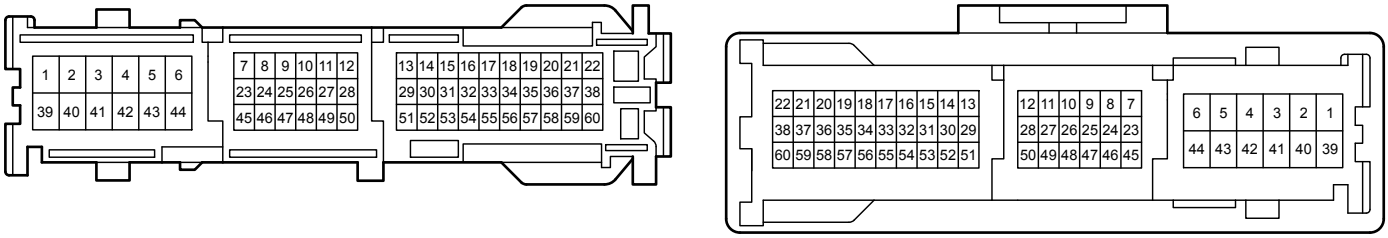

LR1
White

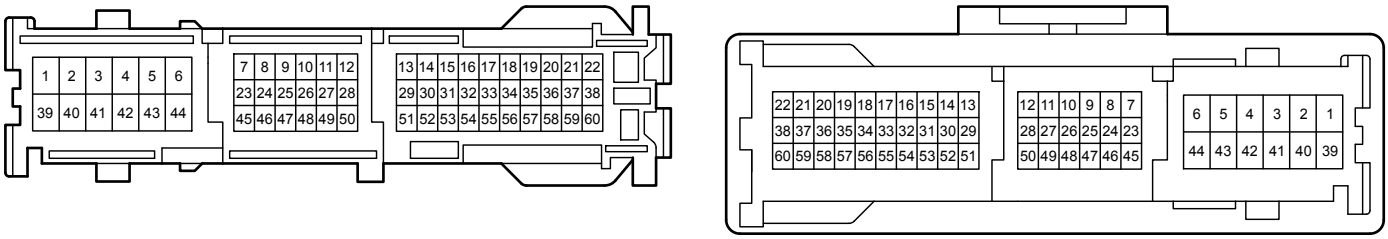

LS1
White

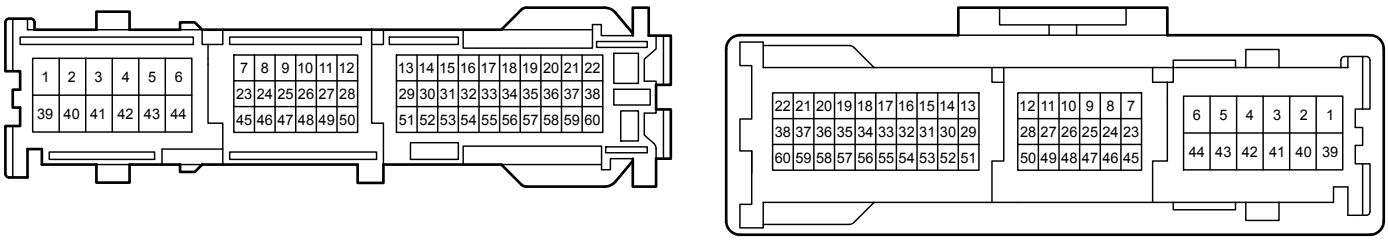

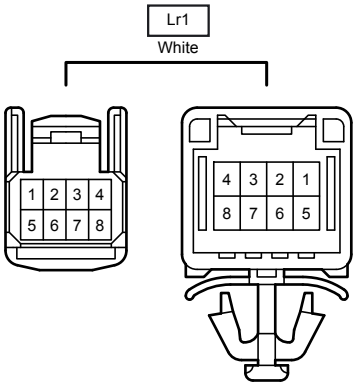
Lr1
White
1 2 3 4
5 6 7 8
4 3 2 1
8 7 6 5

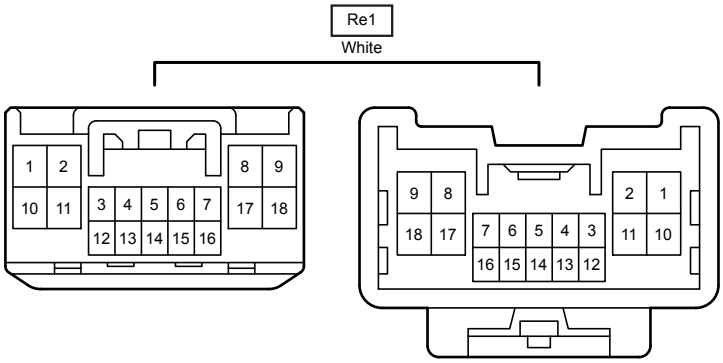
Re1
White
1 2
10 11
3 4 5 6 7
12 13 14 15 16
8 9
17 18
9 8
18 17
7 6 5 4 3
16 15 14 13 12
2 1
11 10

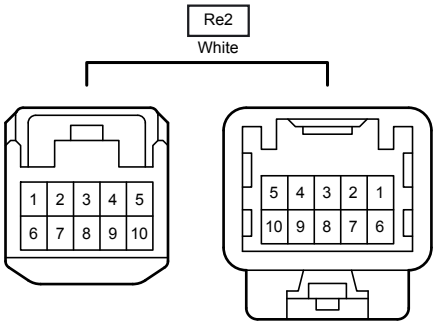
Re2
White
1 2 3 4 5
6 7 8 9 10
5 4 3 2 1
10 9 8 7 6

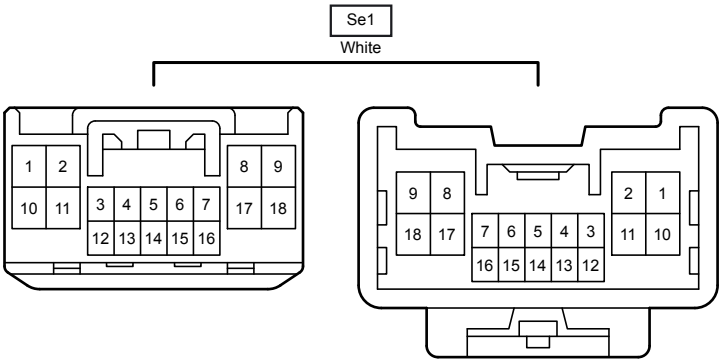
Se1
White
1 2
10 11
3 4 5 6 7
12 13 14 15 16
8 9
17 18
9 8
18 17
7 6 5 4 3
16 15 14 13 12
2 1
11 10

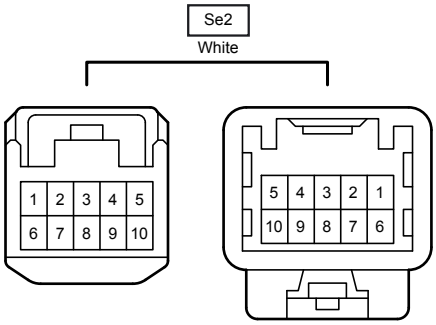
Se2
White
1 2 3 4 5
6 7 8 9 10
5 4 3 2 1
10 9 8 7 6