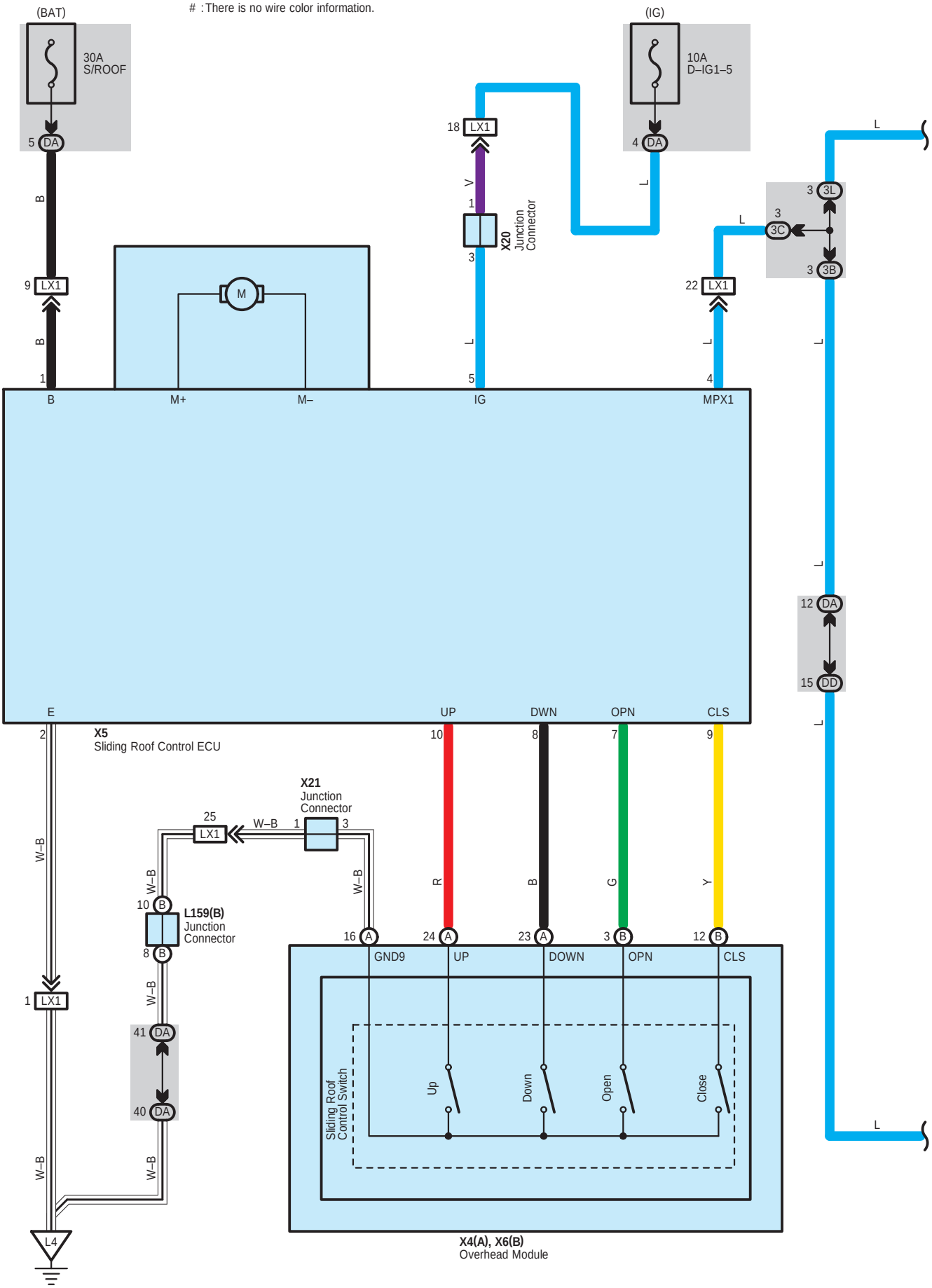
: There is no wire color information.
(BAT)
30A
S/ROOF
5 DA
B
9 LX1
B
1
B
M+
M–
M
(IG)
10A
D–IG1–5
4 DA
L
18 LX1
V
1
X20
Junction
Connector
3
L
5
IG
L
22 LX1
L
4
MPX1
L
3 3L
3
3C
3 3B
L
L
12 DA
15 DD
L
L
E
2
X5
Sliding Roof Control ECU
UP
10
DWN
8
OPN
7
CLS
9
W–B
X21
Junction
Connector
25
LX1
W–B
1
3
W–B
W–B
R
B
G
Y
10 B
L159(B)
Junction
Connector
8 B
16 A
24 A
23 A
3 B
12 B
GND9
UP
DOWN
OPN
CLS
1 LX1
W–B
41 DA
40 DA
Sliding Roof
Control Switch
Up
Down
Open
Close
W–B
W–B
L4
X4(A), X6(B)
Overhead Module

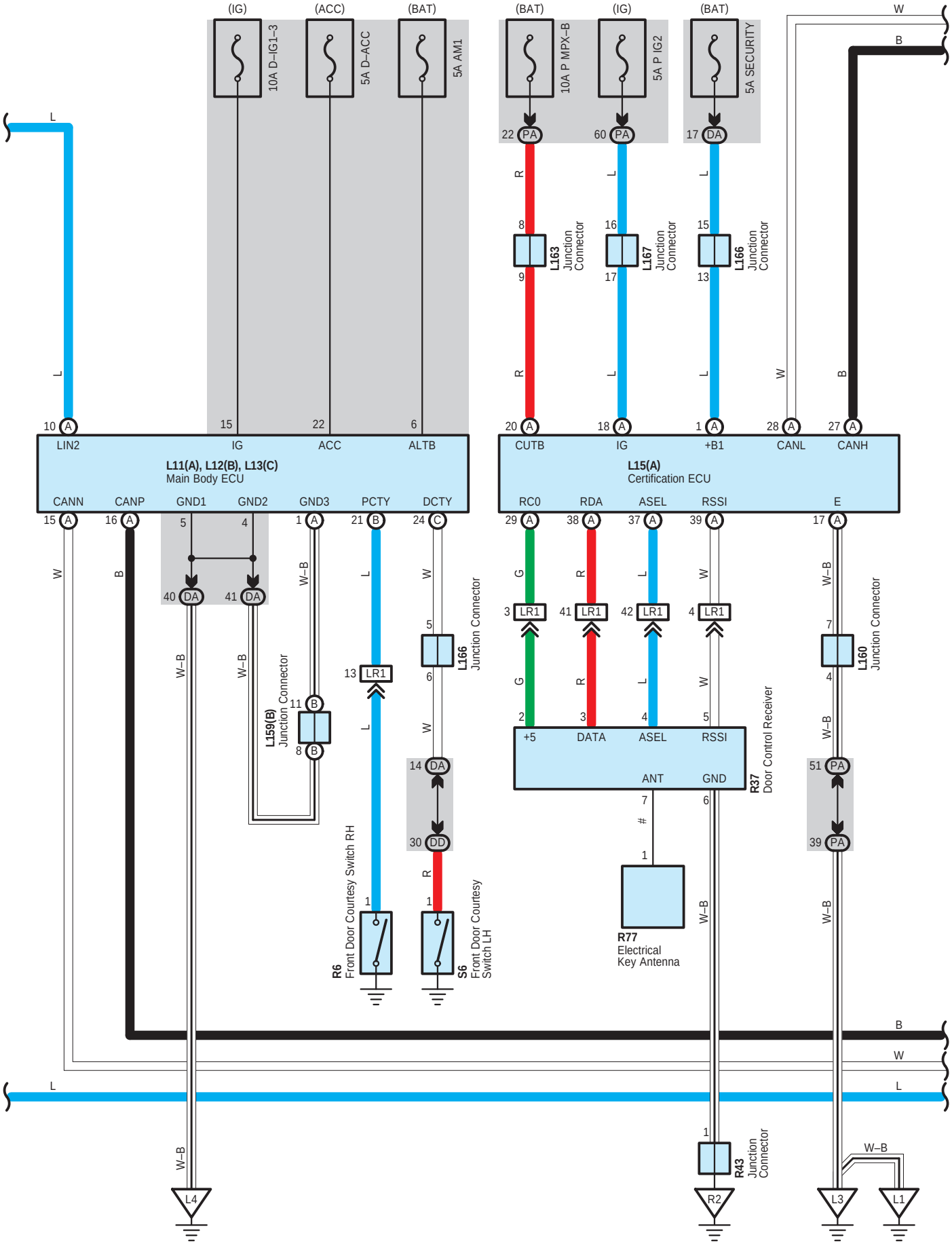
(IG)
(ACC)
(BAT)
10A D–IG1–3
5A D–ACC
5A AM1
(BAT)
(IG)
(BAT)
10A P MPX–B
5A P IG2
5A SECURITY
L163 Junction Connector
L167 Junction Connector
L166 Junction Connector
L11(A), L12(B), L13(C)
Main Body ECU
LIN2
IG
ACC
ALTB
CANN
CANP
GND1
GND2
GND3
PCTY
DCTY
L15(A)
Certification ECU
CUTB
IG
+B1
CANL
CANH
RC0
RDA
ASEL
RSSI
E
L159(B) Junction Connector
L166 Junction Connector
L160 Junction Connector
R37 Door Control Receiver
+5
DATA
ASEL
RSSI
ANT
GND
R77 Electrical Key Antenna
R6 Front Door Courtesy Switch RH
S6 Front Door Courtesy Switch LH
R43 Junction Connector
L4
R2
L3
L1

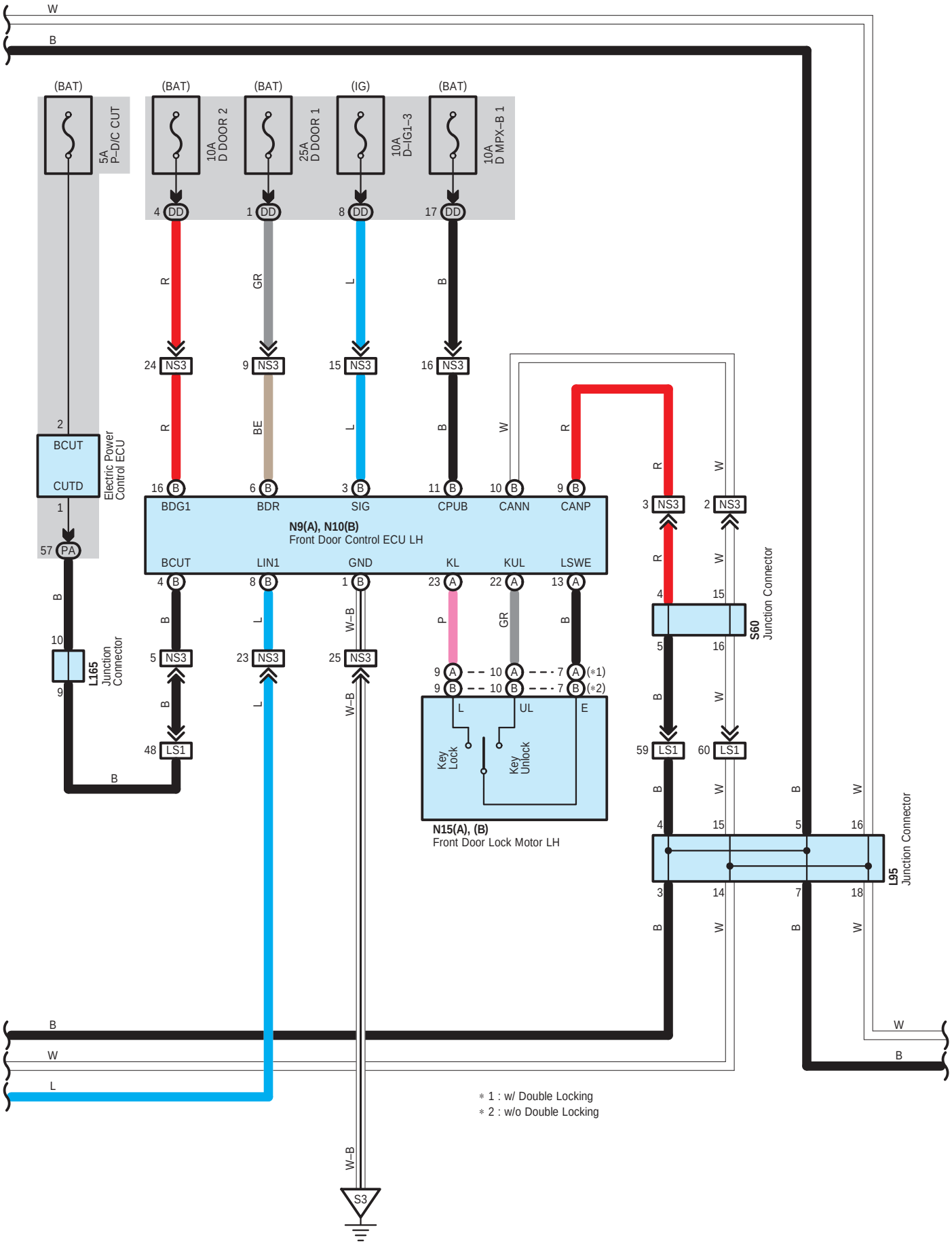
W
B
(BAT)
5A
P–D/C CUT
(BAT)
10A
D DOOR 2
(BAT)
25A
D DOOR 1
(IG)
10A
D–IG1–3
(BAT)
10A
D MPX–B 1
4 DD
1 DD
8 DD
17 DD
R
GR
L
B
24 NS3
9 NS3
15 NS3
16 NS3
2
BCUT
CUTD
Electric Power Control ECU
1
57 PA
R
BE
L
B
W
R
R
W
16 B
6 B
3 B
11 B
10 B
9 B
3 NS3
2 NS3
BDG1
BDR
SIG
CPUB
CANN
CANP
N9(A), N10(B)
Front Door Control ECU LH
BCUT
LIN1
GND
KL
KUL
LSWE
4 B
8 B
1 B
23 A
22 A
13 A
R
W
4
15
S60
Junction Connector
5
16
B
10
L165
Junction Connector
9
B
L
W–B
P
GR
B
5 NS3
23 NS3
25 NS3
9 A
10 A
7 A
(*1)
9 B
10 B
7 B
(*2)
B
L
B
W
48 LS1
L
UL
E
Key Lock
Key Unlock
59 LS1
60 LS1
B
W
B
W
4
15
5
16
N15(A), (B)
Front Door Lock Motor LH
L95
Junction Connector
3
14
7
18
B
W
B
W
B
W
L
W
B
W–B
S3
* 1 : w/ Double Locking
* 2 : w/o Double Locking

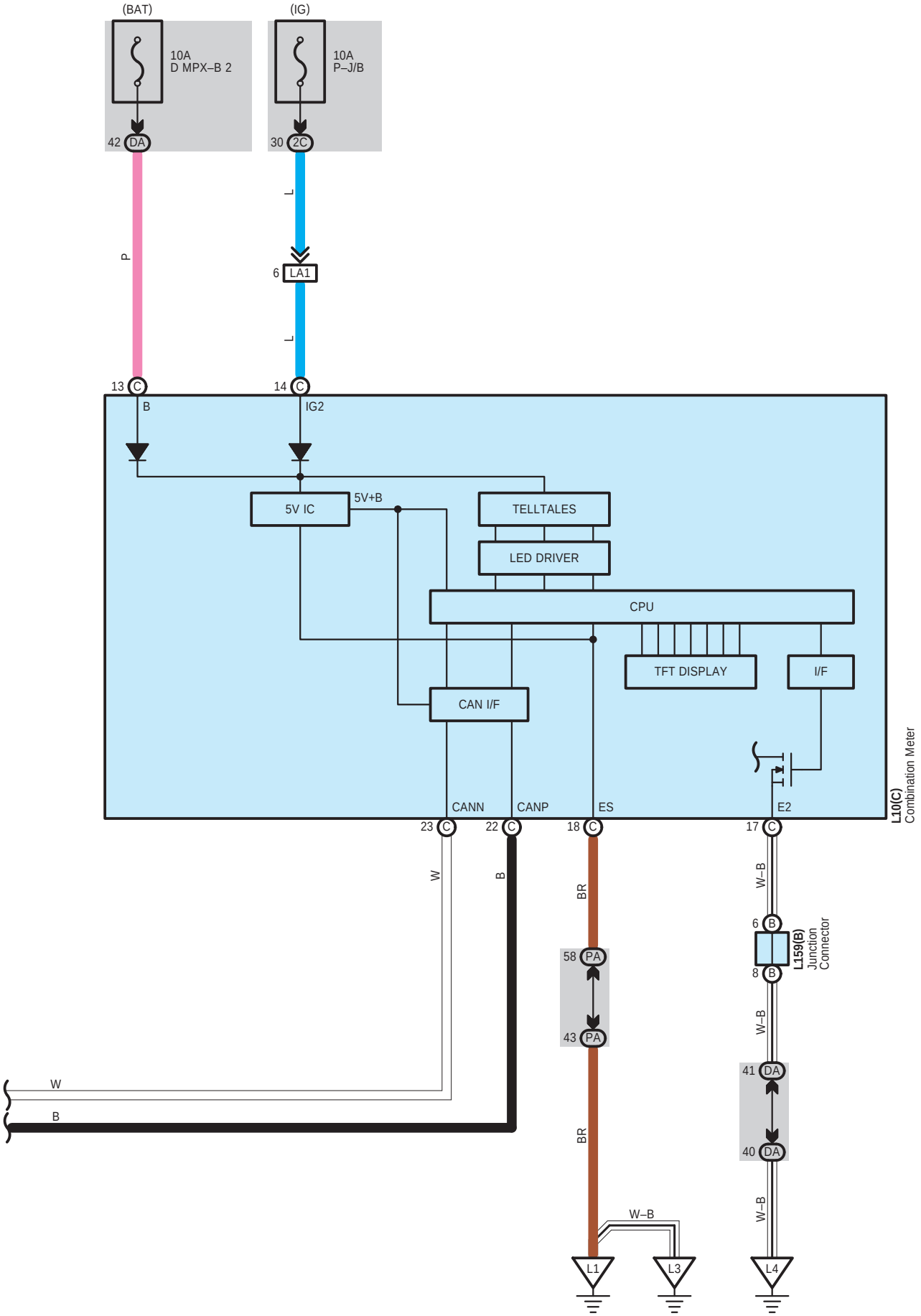
(BAT)
10A
D MPX–B 2
42 DA
(IG)
10A
P–J/B
30 2C
P
L
6 LA1
L
13 C
B
14 C
IG2
5V IC
5V+B
TELLTALES
LED DRIVER
CPU
TFT DISPLAY
I/F
CAN I/F
CANN
CANP
ES
E2
L10(C)
Combination Meter
23 C
22 C
18 C
17 C
W
B
BR
W–B
6 B
L159(B)
Junction
Connector
8 B
58 PA
43 PA
W–B
41 DA
40 DA
W
B
BR
W–B
W–B
L1
L3
L4

L 10
White

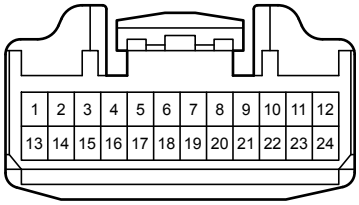

(Before Sep. 2008 Production)

L 10
Black

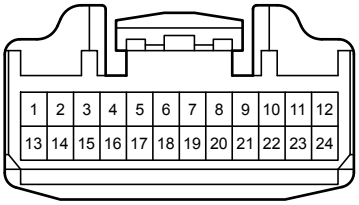

(From Sep. 2008 Production)

L 11
White

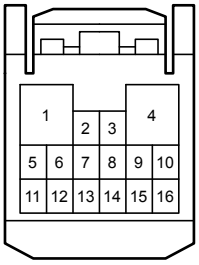

L 12
White

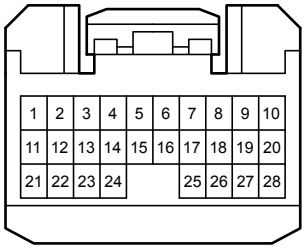

L 13
White

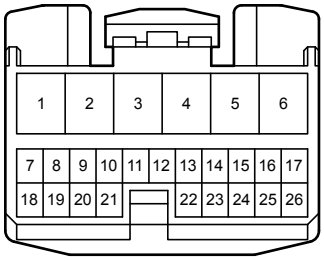

L 15
White

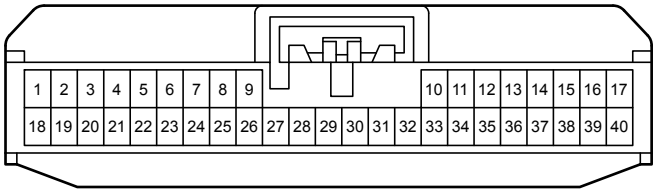

L 95
Gray

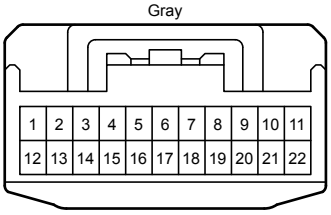

L159
Blue

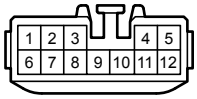

L160
Gray

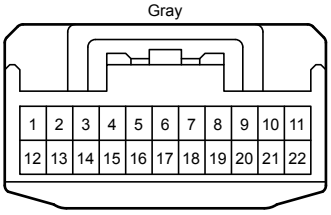

L163
Blue

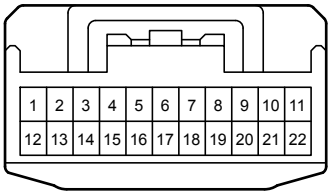

L165
Blue

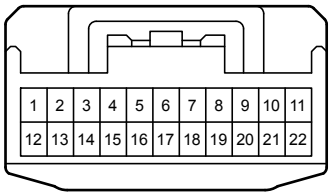

L166
White

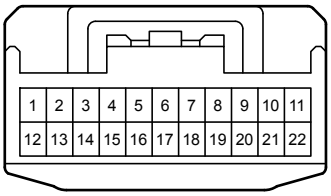

L167
White

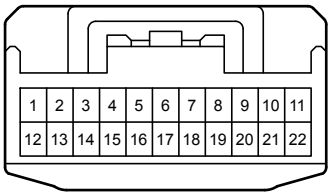

N 9
White

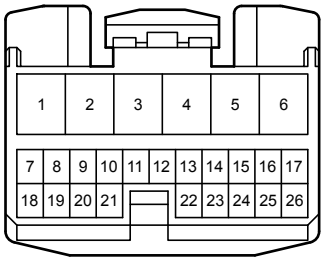

N 10
White

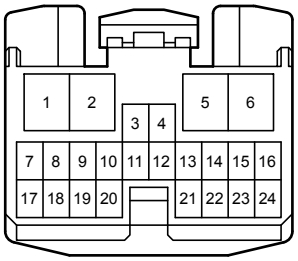

N 15
White

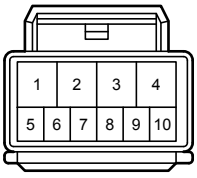

R 6
White

R 37
White

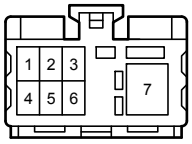

R 43
White

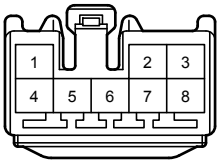

R 77
Gray

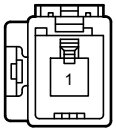

S 6
White

S 60
Black

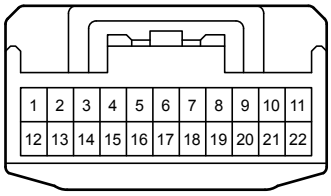

X 4
White

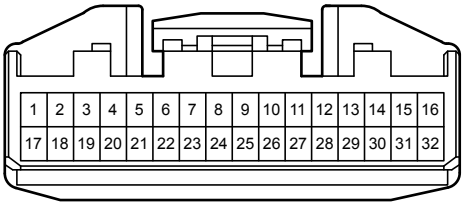

X 5
White

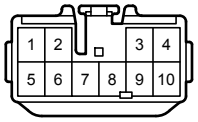

X 6
White

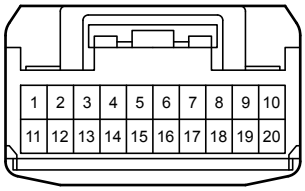

X 20
Black

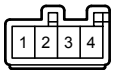

X 21
Black

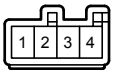

2C
White

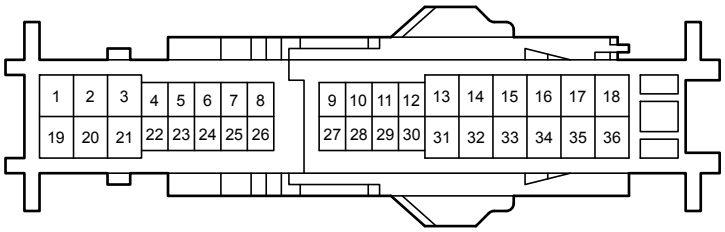

3B
Gray

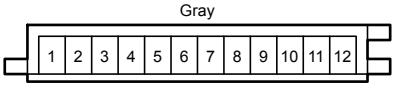

3C
White

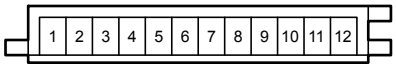

3L
Gray

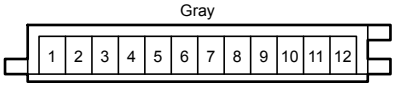

DA
White

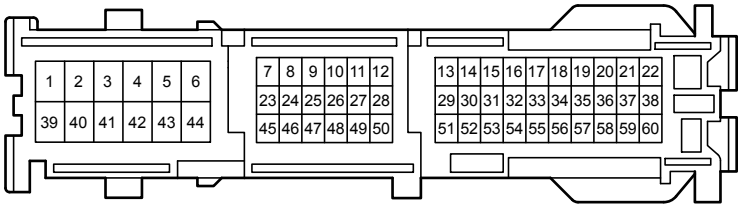

DD
Gray

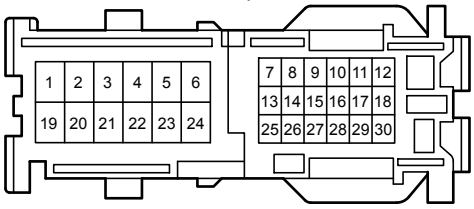

PA
White

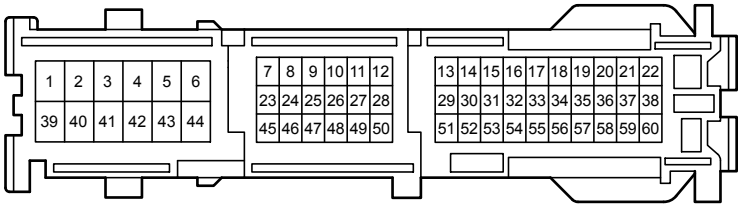

LA1
White

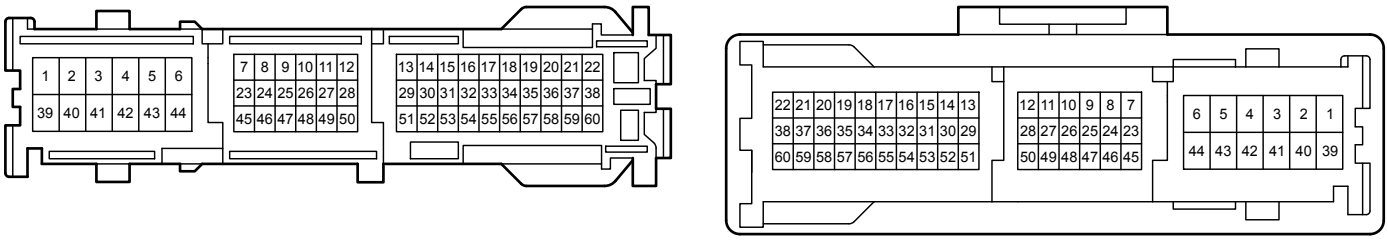

LR1
White

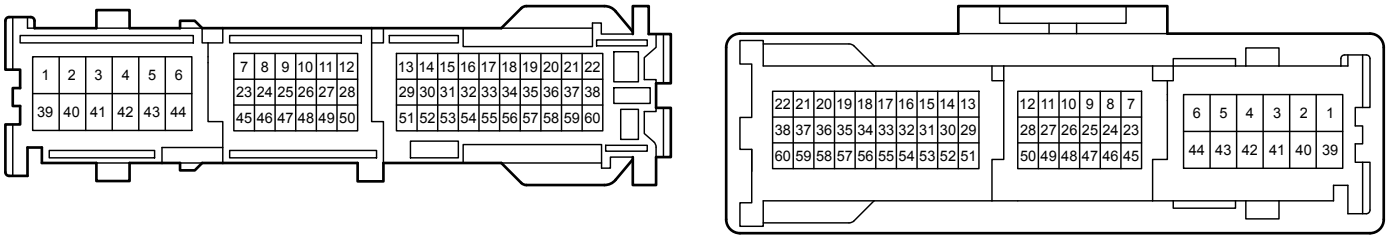

LS1
White

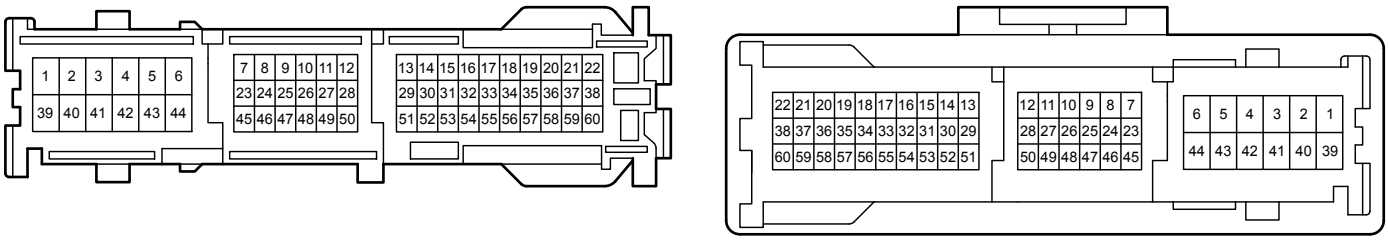

LX1
White

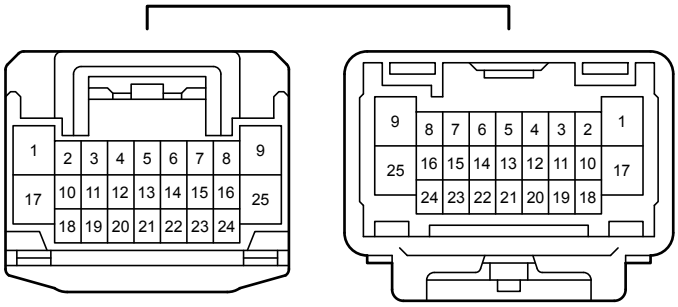

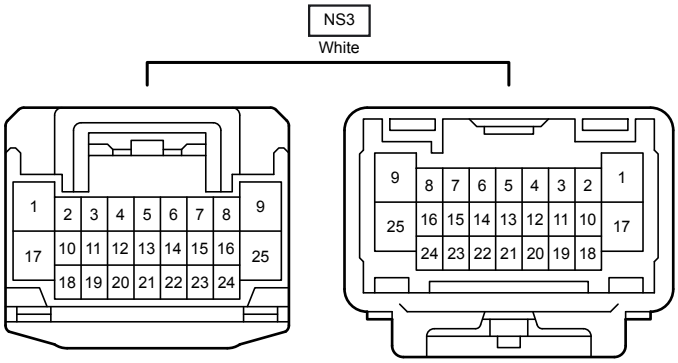
NS3
White
1
2
3
4
5
6
7
8
9
17
10
11
12
13
14
15
16
25
18
19
20
21
22
23
24
9
8
7
6
5
4
3
2
1
25
16
15
14
13
12
11
10
17
24
23
22
21
20
19
18