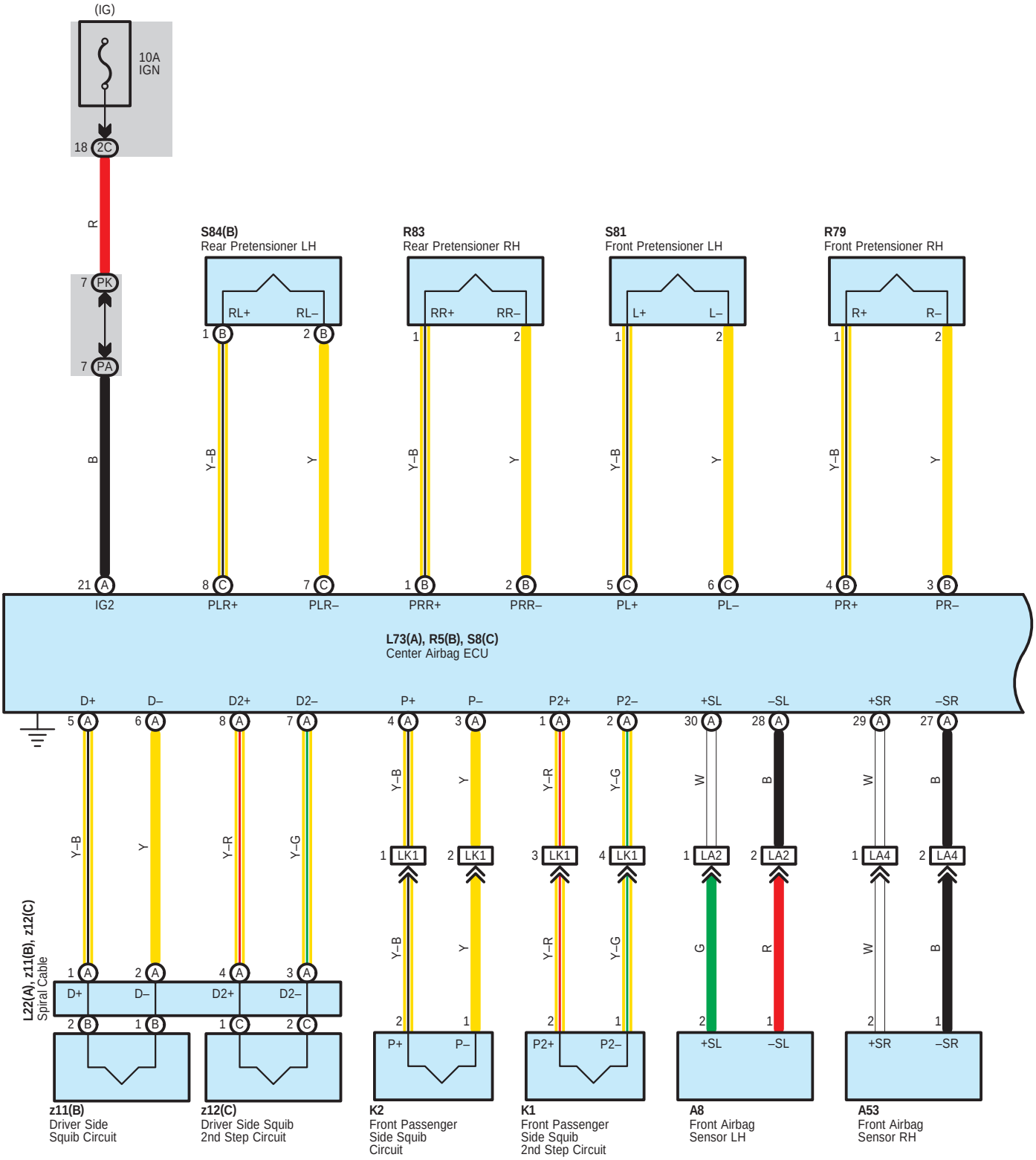
(IG)
10A
IGN
18 2C
R
7 PK
7 PA
B
S84(B)
Rear Pretensioner LH
RL+
RL–
R83
Rear Pretensioner RH
RR+
RR–
S81
Front Pretensioner LH
L+
L–
R79
Front Pretensioner RH
R+
R–
Y–B
Y
21 A
IG2
8 C
PLR+
7 C
PLR–
1 B
PRR+
2 B
PRR–
5 C
PL+
6 C
PL–
4 B
PR+
3 B
PR–
L73(A), R5(B), S8(C)
Center Airbag ECU
D+
D–
D2+
D2–
P+
P–
P2+
P2–
+SL
–SL
+SR
–SR
Y–R
Y–G
W
G
R
LK1
LA2
LA4
L22(A), z11(B), z12(C)
Spiral Cable
z11(B)
Driver Side
Squib Circuit
z12(C)
Driver Side Squib
2nd Step Circuit
K2
Front Passenger
Side Squib
Circuit
K1
Front Passenger
Side Squib
2nd Step Circuit
A8
Front Airbag
Sensor LH
A53
Front Airbag
Sensor RH

∗ 1 : w/ Airbag Cutoff Switch

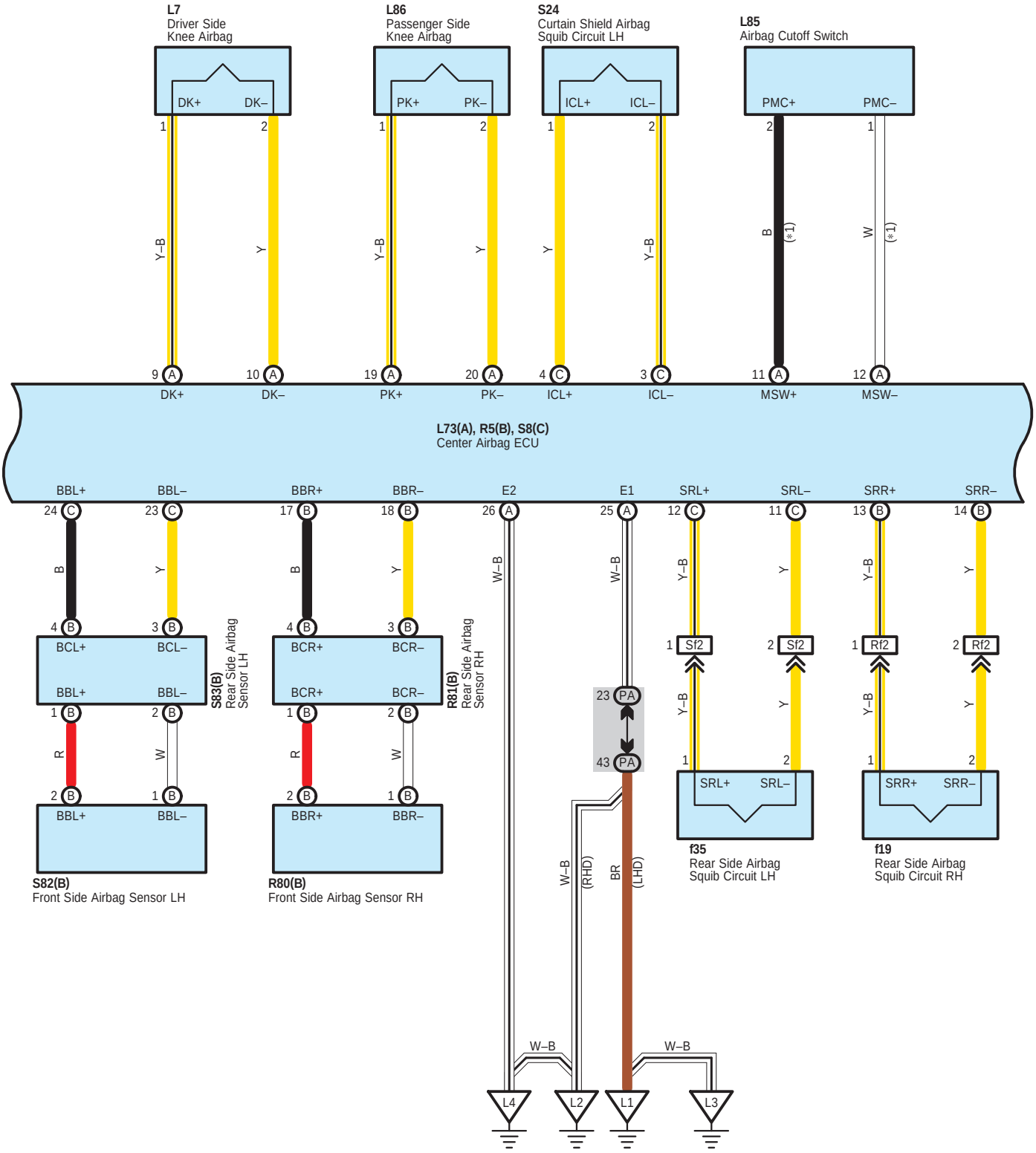

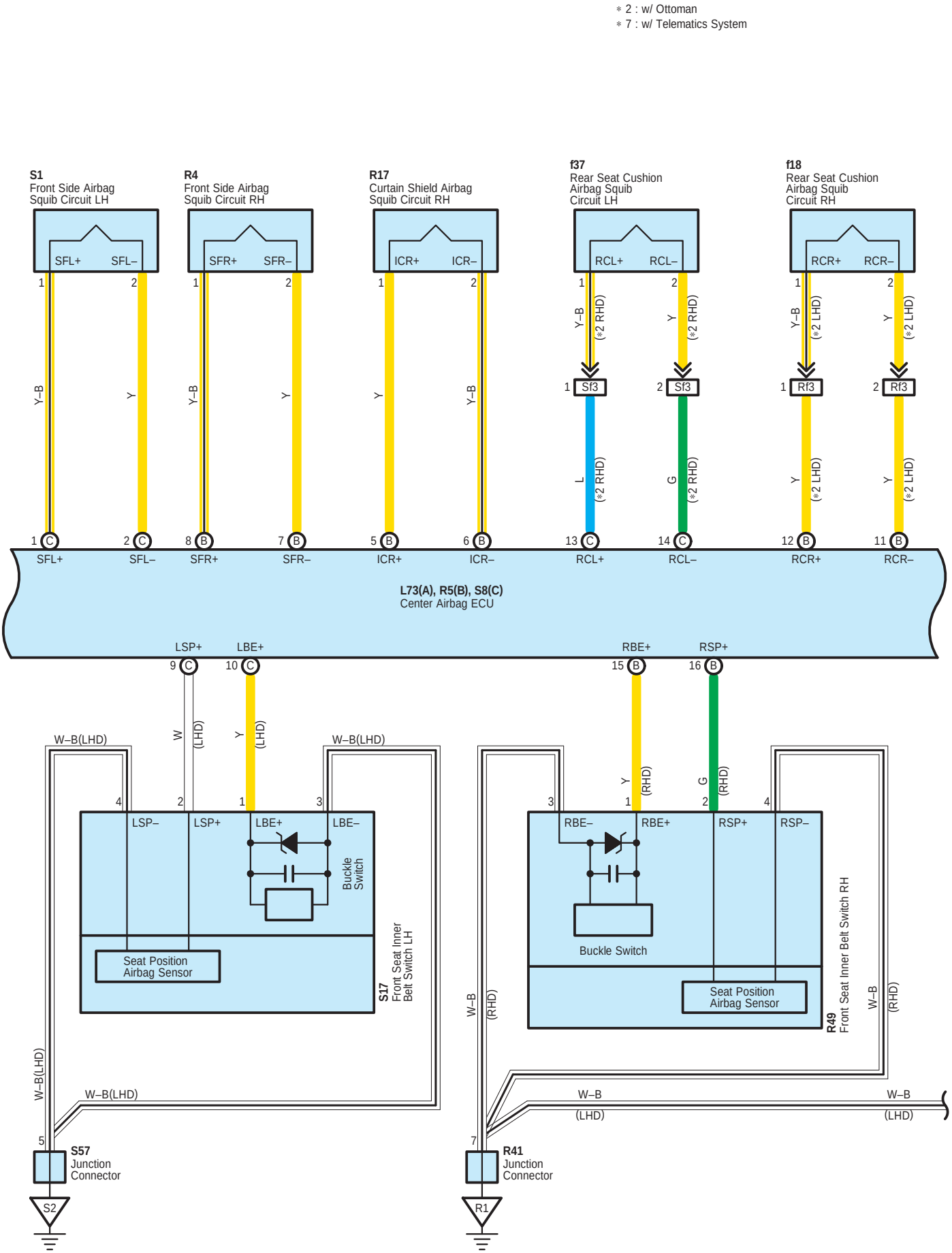
∗ 2 : w/ Ottoman
∗ 7 : w/ Telematics System
S1
Front Side Airbag
Squib Circuit LH
R4
Front Side Airbag
Squib Circuit RH
R17
Curtain Shield Airbag
Squib Circuit RH
f37
Rear Seat Cushion
Airbag Squib
Circuit LH
f18
Rear Seat Cushion
Airbag Squib
Circuit RH
SFL+
SFL–
SFR+
SFR–
ICR+
ICR–
RCL+
RCL–
RCR+
RCR–
Y–B
Y
L
G
(∗2 RHD)
(∗2 LHD)
Sf3
Rf3
L73(A), R5(B), S8(C)
Center Airbag ECU
LSP+
LBE+
RBE+
RSP+
W
(LHD)
(RHD)
W–B(LHD)
W–B
LSP–
LBE–
RBE–
RSP–
Buckle Switch
Seat Position
Airbag Sensor
S17
Front Seat Inner
Belt Switch LH
R49
Front Seat Inner Belt Switch RH
S57
Junction
Connector
R41
Junction
Connector
S2
R1

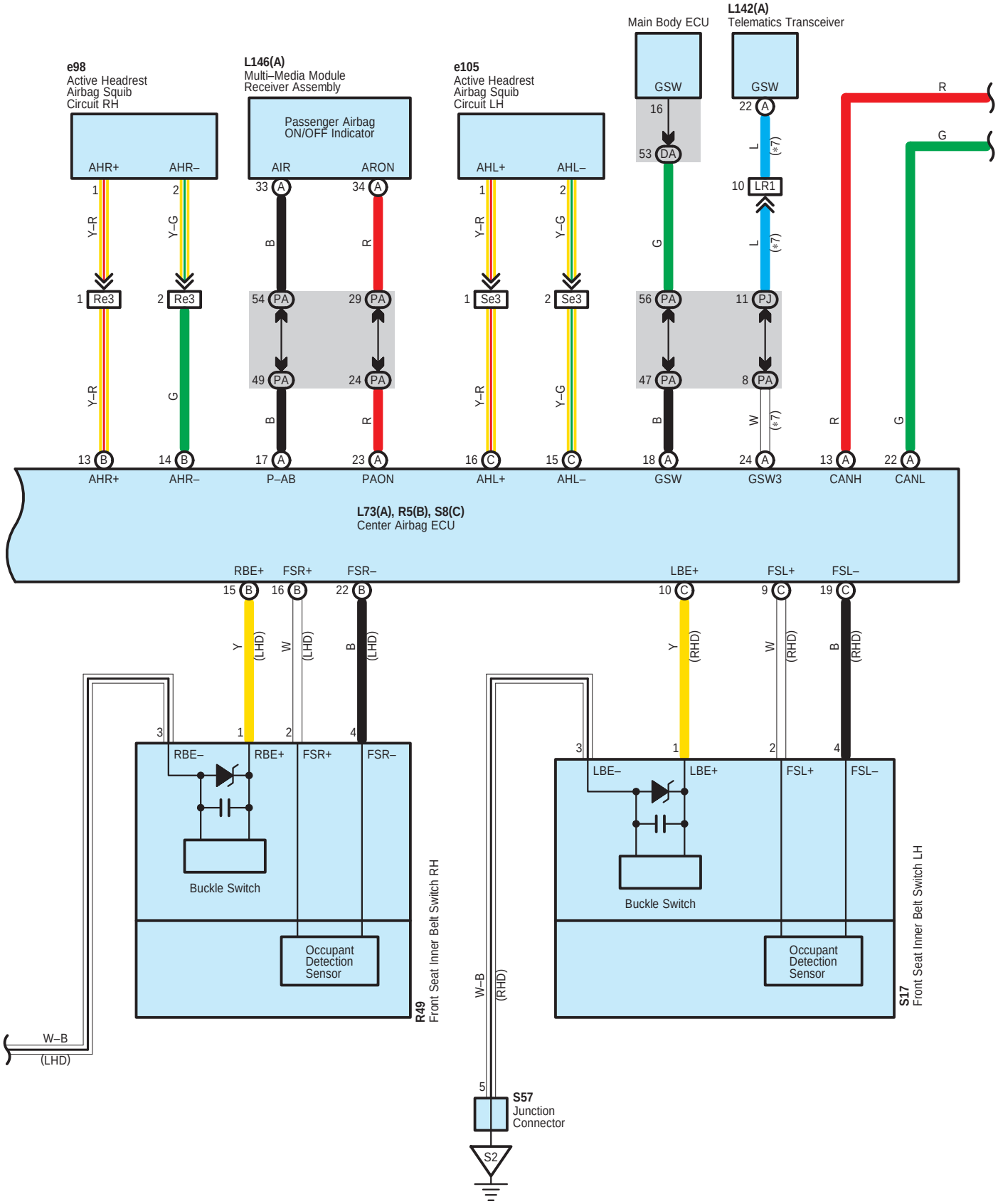
e98
Active Headrest Airbag Squib Circuit RH
AHR+
AHR–
L146(A)
Multi–Media Module Receiver Assembly
Passenger Airbag ON/OFF Indicator
AIR
ARON
e105
Active Headrest Airbag Squib Circuit LH
AHL+
AHL–
Main Body ECU
GSW
L142(A)
Telematics Transceiver
GSW
LR1
Re3
Se3
PA
PJ
DA
PA
AHR+
AHR–
P–AB
PAON
AHL+
AHL–
GSW
GSW3
CANH
CANL
L73(A), R5(B), S8(C)
Center Airbag ECU
RBE+
FSR+
FSR–
LBE+
FSL+
FSL–
(LHD)
(RHD)
RBE–
RBE+
FSR+
FSR–
Buckle Switch
Occupant Detection Sensor
R49
Front Seat Inner Belt Switch RH
LBE–
LBE+
FSL+
FSL–
Buckle Switch
Occupant Detection Sensor
S17
Front Seat Inner Belt Switch LH
W–B
(LHD)
W–B
(RHD)
S57
Junction Connector
S2

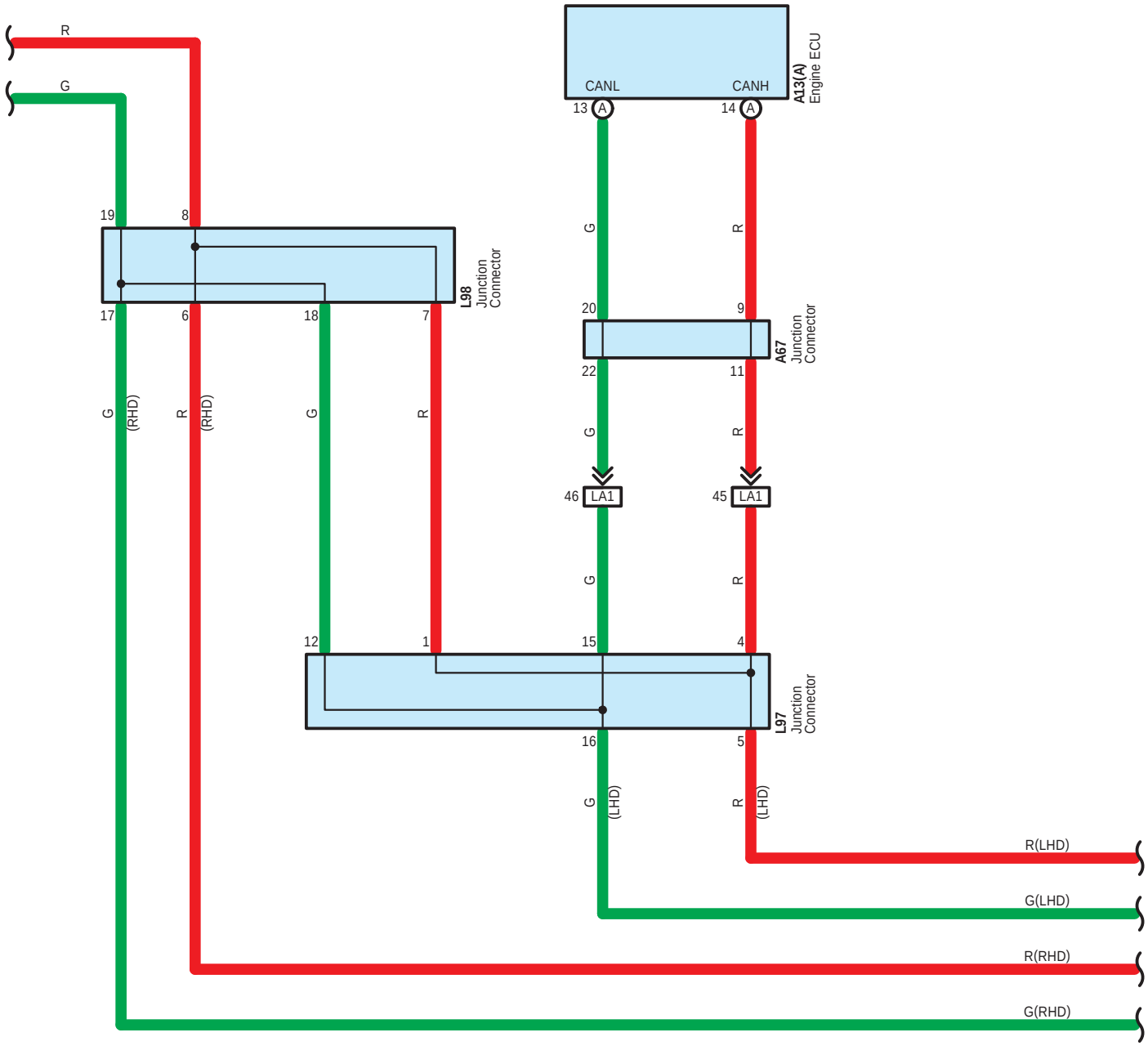
R
G
CANL
CANH
13 A
14 A
A13(A)
Engine ECU
19
8
L98
Junction
Connector
17
6
18
7
G
R
20
9
A67
Junction
Connector
22
11
G
(RHD)
R
(RHD)
G
R
G
R
46 LA1
45 LA1
G
R
12
1
15
4
L97
Junction
Connector
16
5
G
(LHD)
R
(LHD)
R(LHD)
G(LHD)
R(RHD)
G(RHD)

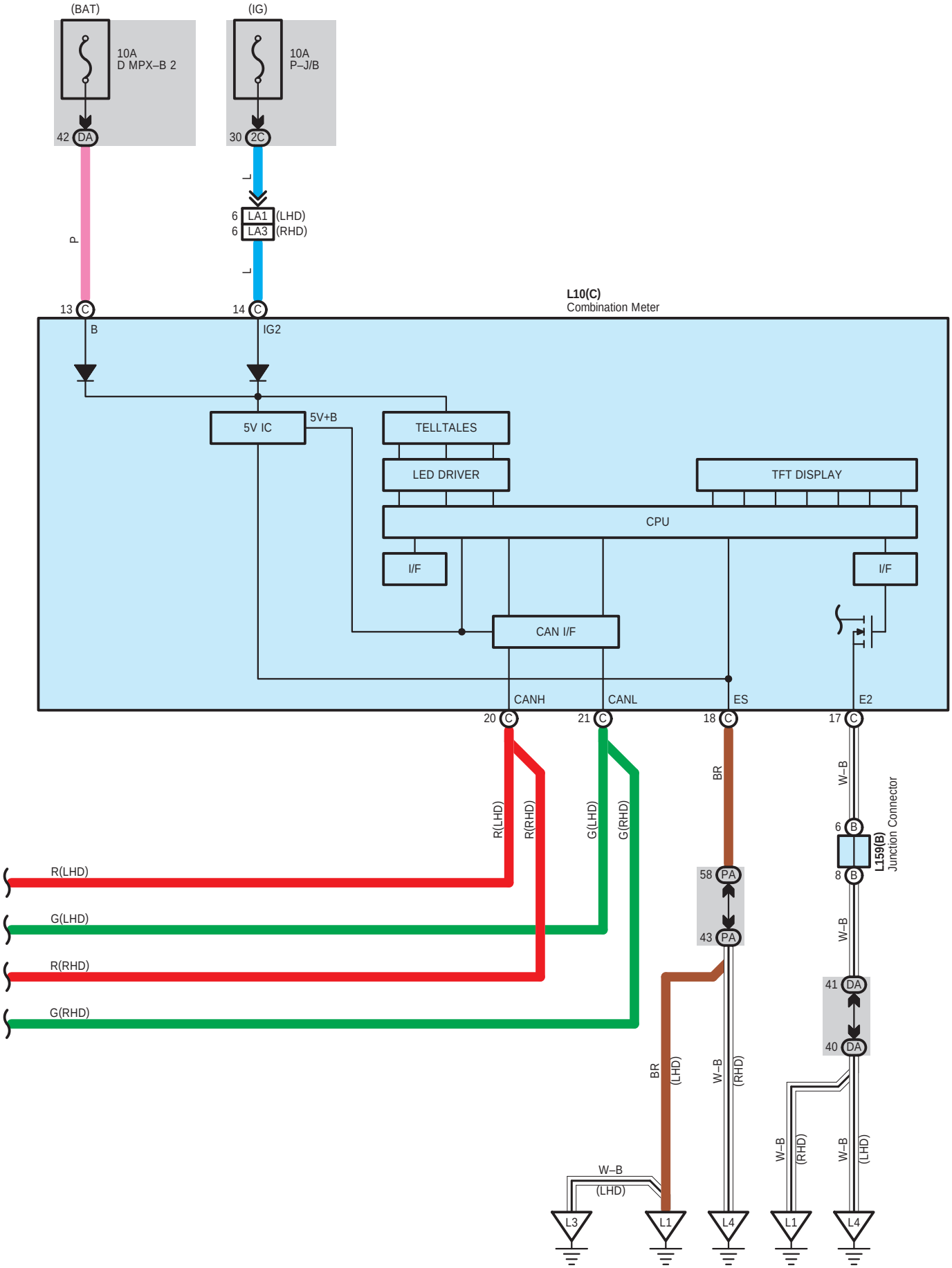
(BAT)
10A
D MPX–B 2
42 DA
(IG)
10A
P–J/B
30 2C
L
6 LA1 (LHD)
6 LA3 (RHD)
L
P
13 C
14 C
L10(C)
Combination Meter
B
IG2
5V IC
5V+B
TELLTALES
LED DRIVER
TFT DISPLAY
CPU
I/F
I/F
CAN I/F
CANH
CANL
ES
E2
20 C
21 C
18 C
17 C
R(LHD)
R(RHD)
G(LHD)
G(RHD)
BR
W–B
6 B
8 B
L159(B)
Junction Connector
R(LHD)
G(LHD)
R(RHD)
G(RHD)
58 PA
43 PA
W–B
41 DA
40 DA
BR
(LHD)
W–B
(RHD)
W–B
(RHD)
W–B
(LHD)
W–B
(LHD)
L3
L1
L4
L1
L4

A 8
Yellow

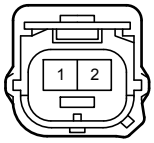

A 13
White

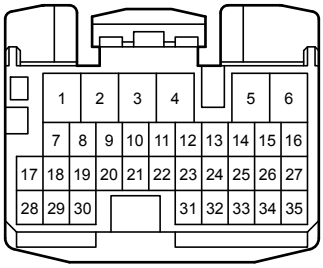

A 53
Yellow

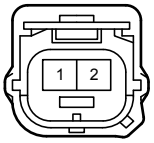

A 67
Black

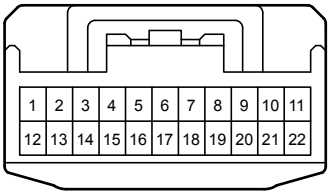

K 1
Black

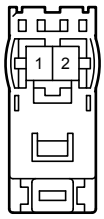

K 2
Orange

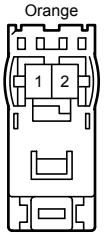

L 7
Black



L 10
White

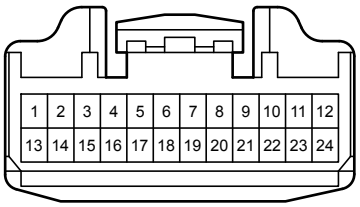

(Before Sep. 2008 Production)

L 10
Black

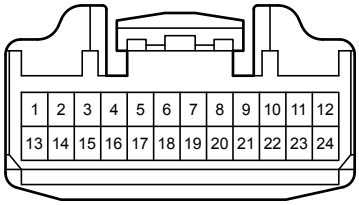

(From Sep. 2008 Production)

L 22
Yellow

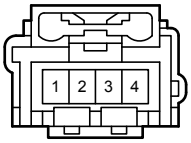

L 73
Yellow

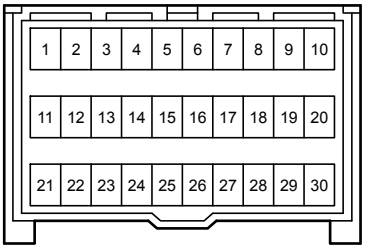

L 85
Black

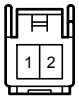

L 86
Black

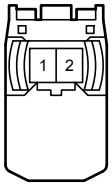

L 97
Black

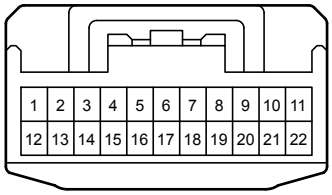

L 98
Gray

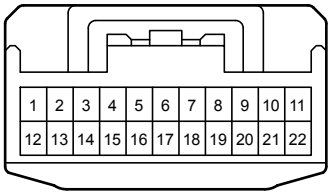

L142
White

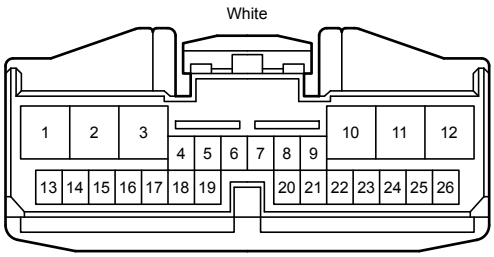

L146
White

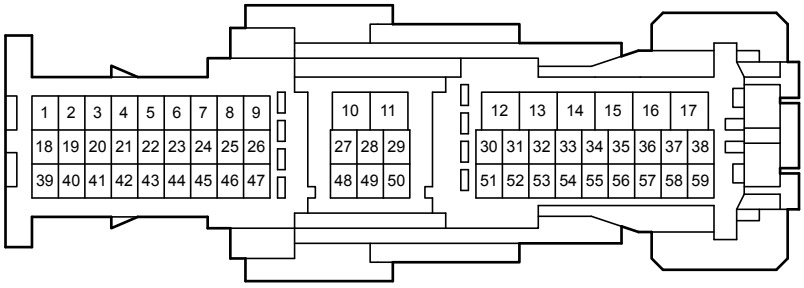

L159
Blue

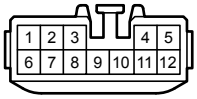

R 4
Yellow

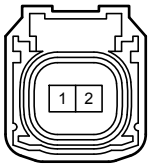

R 5
Yellow

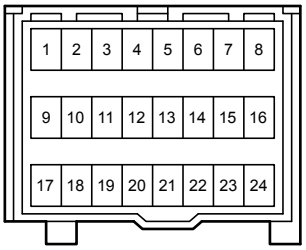

R 17
Black

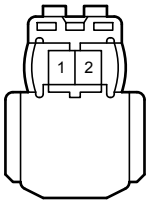

R 41
White

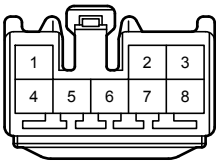

R 49
Gray

R 79
Yellow

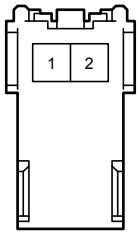

R 80
Yellow

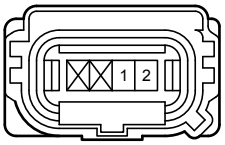

R 81
Yellow

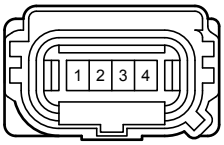

R 83
Yellow

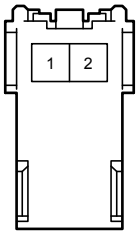

S 1
Yellow



S 8
Yellow

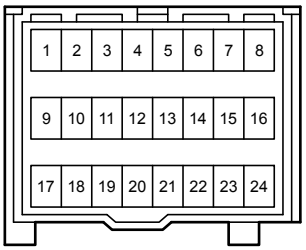

S 17
Gray

S 24
Black

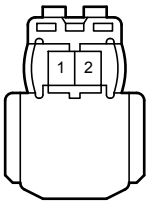

S 57
White

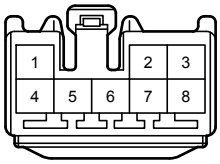

S 81
Yellow

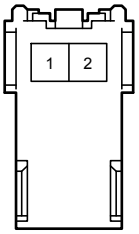

S 82
Yellow

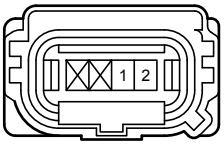

S 83
Yellow

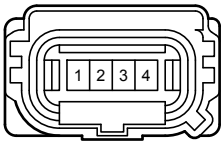

S 84
Yellow

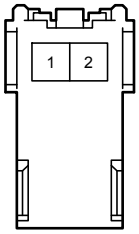

e 98
Yellow



e105
Yellow



f 18
Yellow

f 19
Yellow



f 35
Yellow

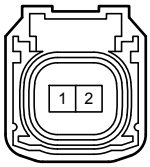

f 37
Yellow

z 11
Orange

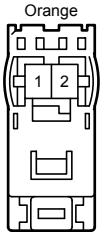

z 12
Black

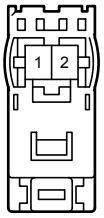

2C
White

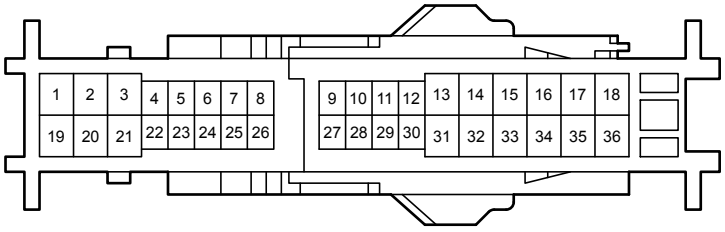

DA
White

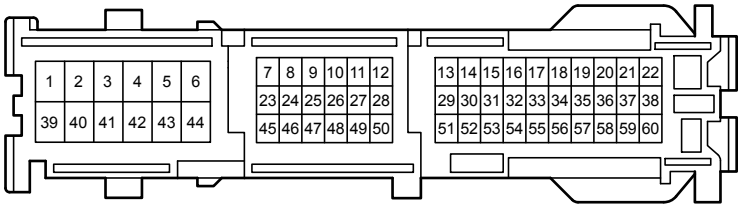

PA
White

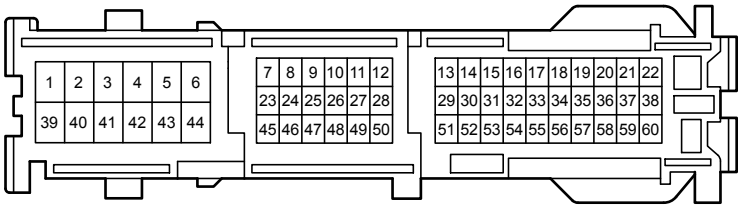

PJ
Gray

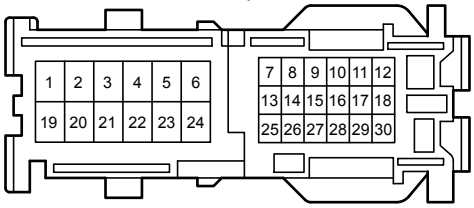

PK
Gray

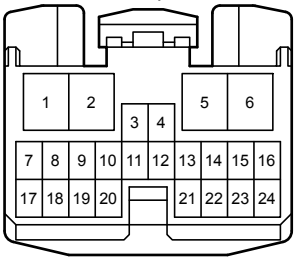

LA1
White

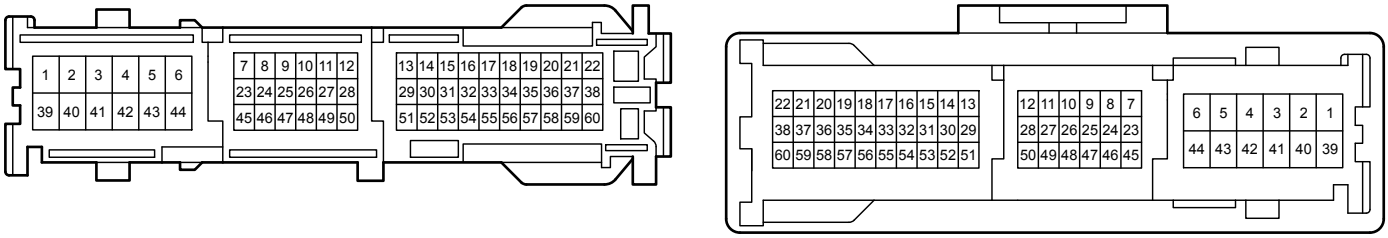

LA2
Yellow

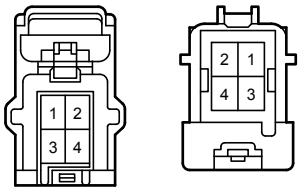

LA3
White

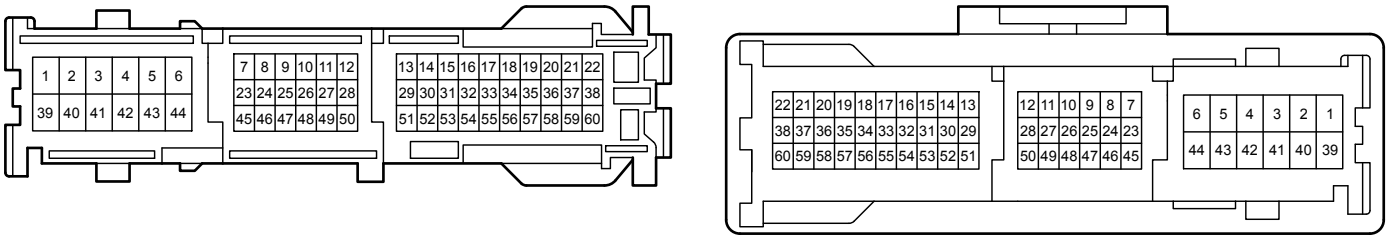

LA4
Yellow

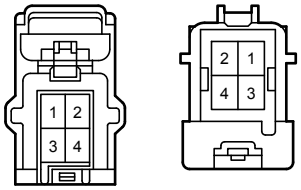

LK1
Yellow

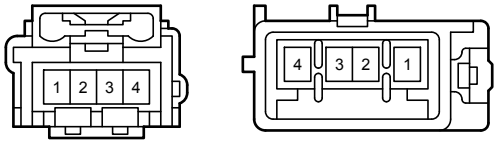

LR1
White

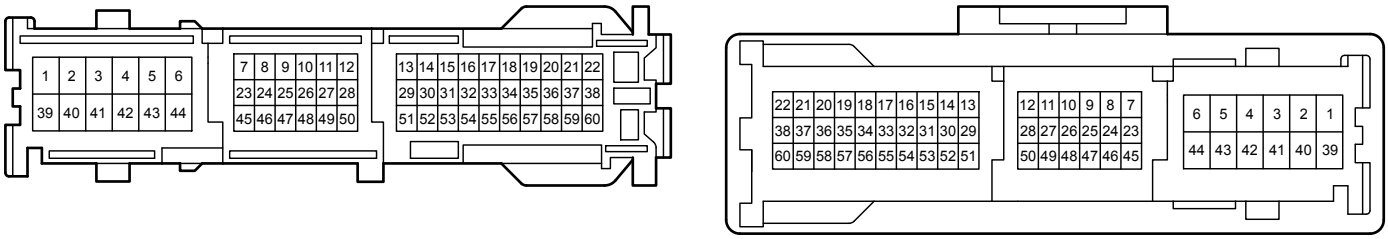

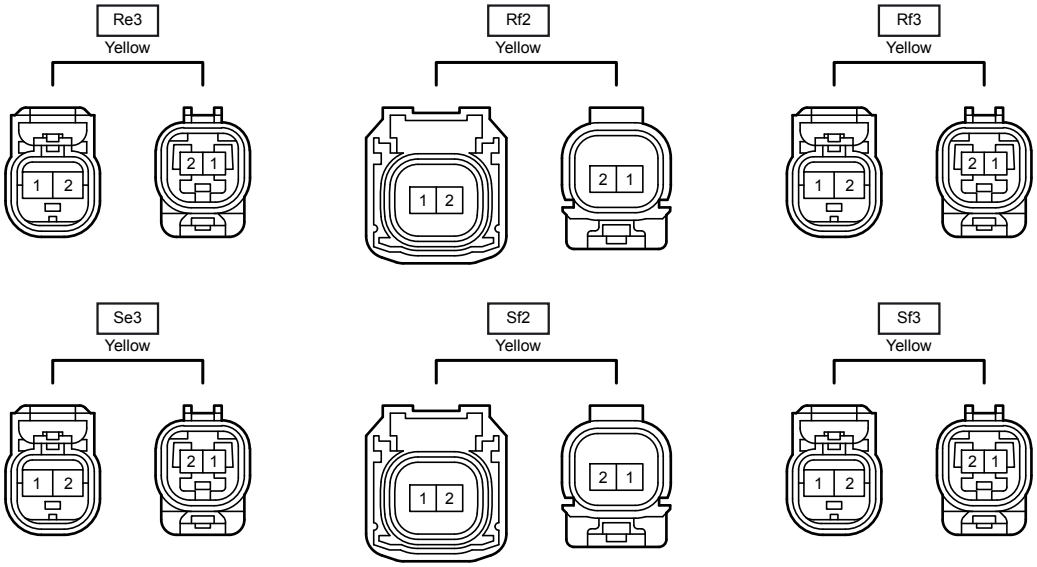
Re3
Yellow
1 2
2 1
Rf2
Yellow
1 2
2 1
Rf3
Yellow
1 2
2 1
Se3
Yellow
1 2
2 1
Sf2
Yellow
1 2
2 1
Sf3
Yellow
1 2
2 1