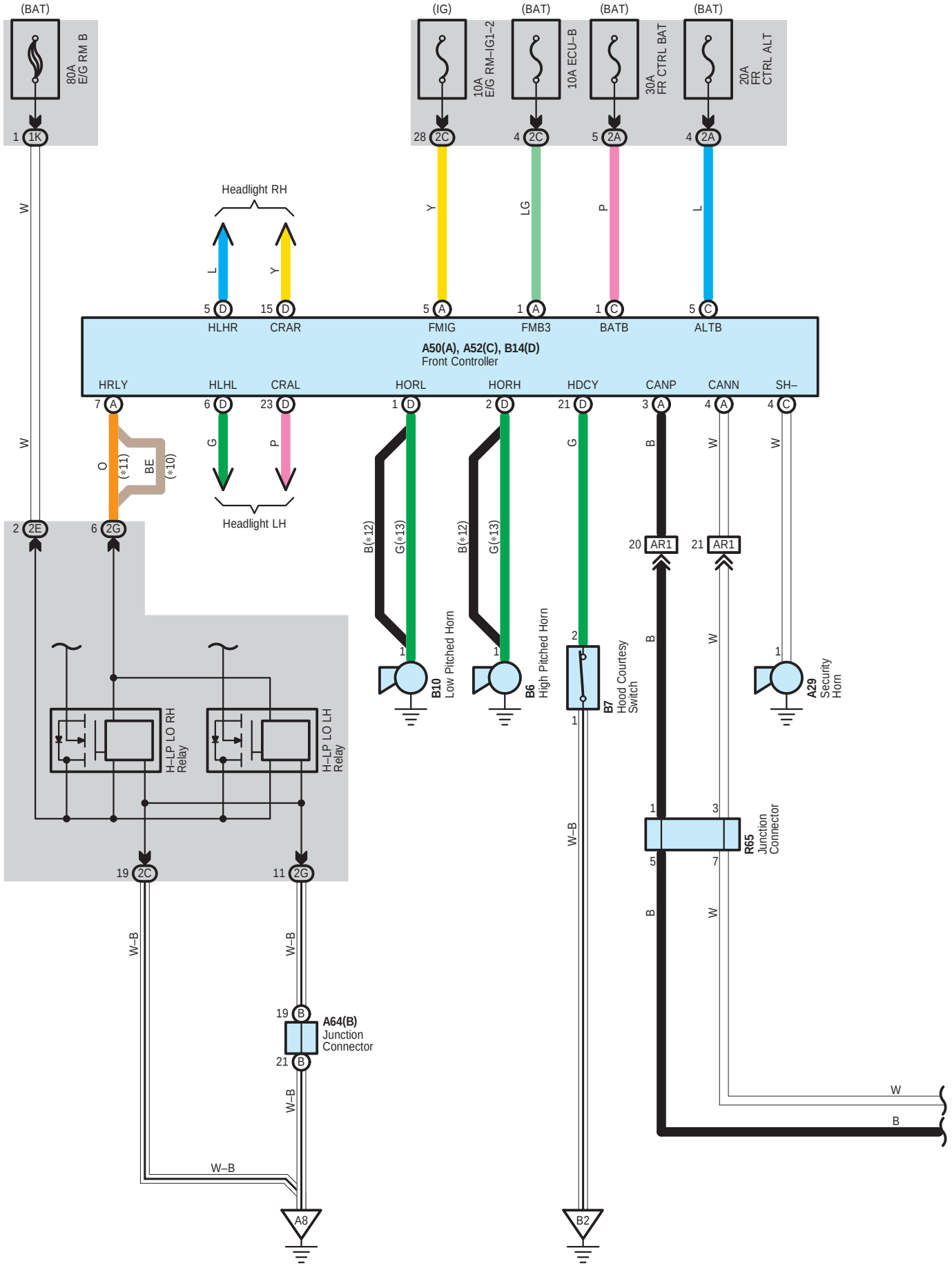
(BAT)
80A E/G RM B
1 1K
(IG)
10A E/G RM–IG1–2
28 2C
(BAT)
10A ECU–B
4 2C
(BAT)
30A FR CTRL BAT
5 2A
(BAT)
20A FR CTRL ALT
4 2A
W
Y
LG
P
L
Headlight RH
L
Y
5 D HLHR
15 D CRAR
5 A FMIG
1 A FMB3
1 C BATB
5 C ALTB
A50(A), A52(C), B14(D)
Front Controller
HRLY
HLHL
CRAL
HORL
HORH
HDCY
CANP
CANN
SH–
7 A
6 D
23 D
1 D
2 D
21 D
3 A
4 A
4 C
O
(*11)
BE
(*10)
G
P
Headlight LH
B(*12)
G(*13)
B(*12)
G(*13)
G
B
W
W
20 AR1
21 AR1
2 2E
6 2G
B10
Low Pitched Horn
B6
High Pitched Horn
B7
Hood Courtesy Switch
A29
Security Horn
H–LP LO RH Relay
H–LP LO LH Relay
R65
Junction Connector
19 2C
11 2G
W–B
W–B
19 B
21 B
A64(B)
Junction Connector
W–B
W–B
W
B
A8
B2

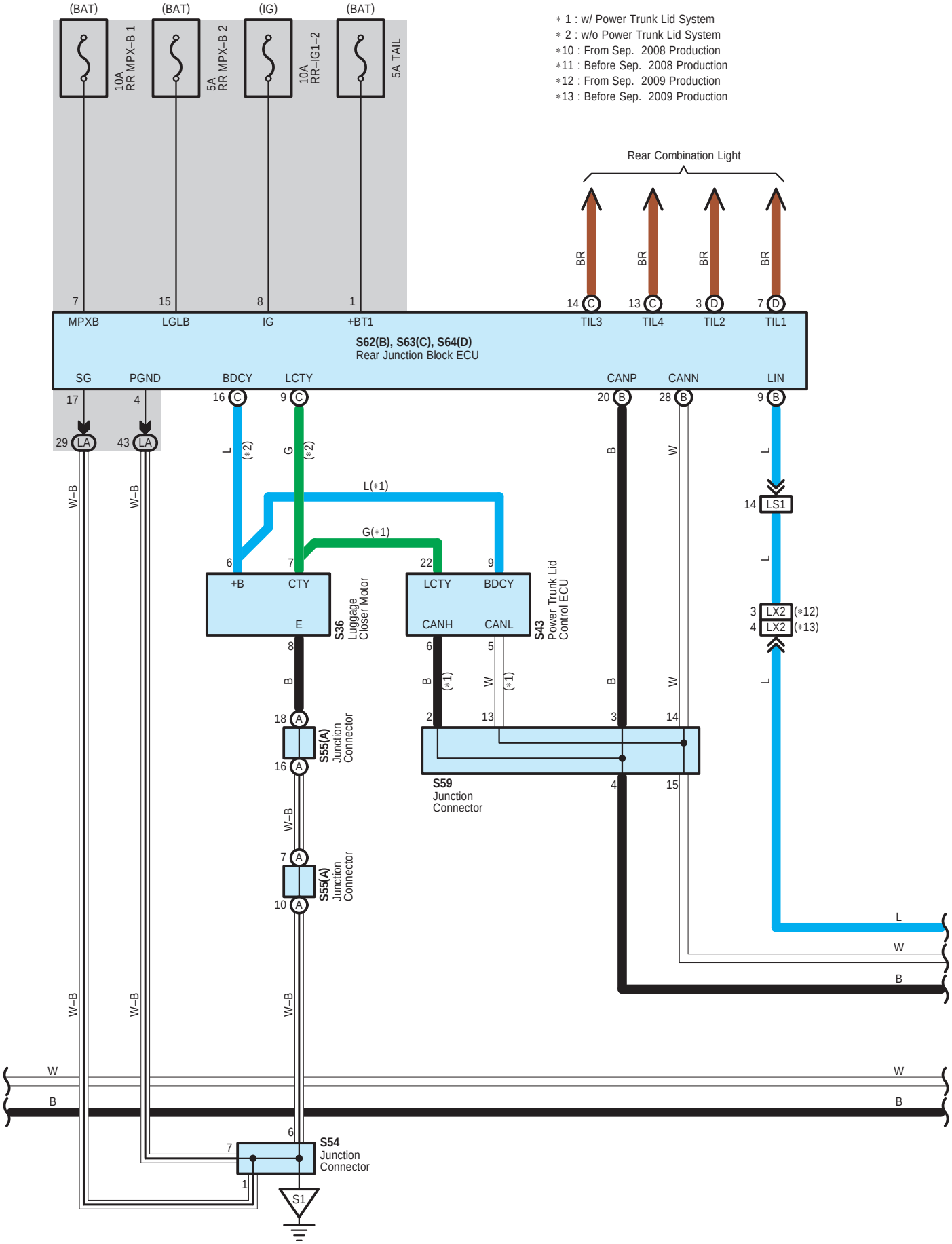
(BAT)
(BAT)
(IG)
(BAT)
10A RR MPX-B 1
5A RR MPX-B 2
10A RR-IG1-2
5A TAIL
∗1 : w/ Power Trunk Lid System
∗2 : w/o Power Trunk Lid System
∗10 : From Sep. 2008 Production
∗11 : Before Sep. 2008 Production
∗12 : From Sep. 2009 Production
∗13 : Before Sep. 2009 Production
Rear Combination Light
MPXB
LGLB
IG
+BT1
TIL3
TIL4
TIL2
TIL1
S62(B), S63(C), S64(D)
Rear Junction Block ECU
SG
PGND
BDCY
LCTY
CANP
CANN
LIN
L(∗1)
G(∗1)
+B
CTY
E
S36 Luggage Closer Motor
LCTY
BDCY
CANH
CANL
S43 Power Trunk Lid Control ECU
S55(A) Junction Connector
S59 Junction Connector
S54 Junction Connector
S1
LS1
LX2 (∗12)
LX2 (∗13)

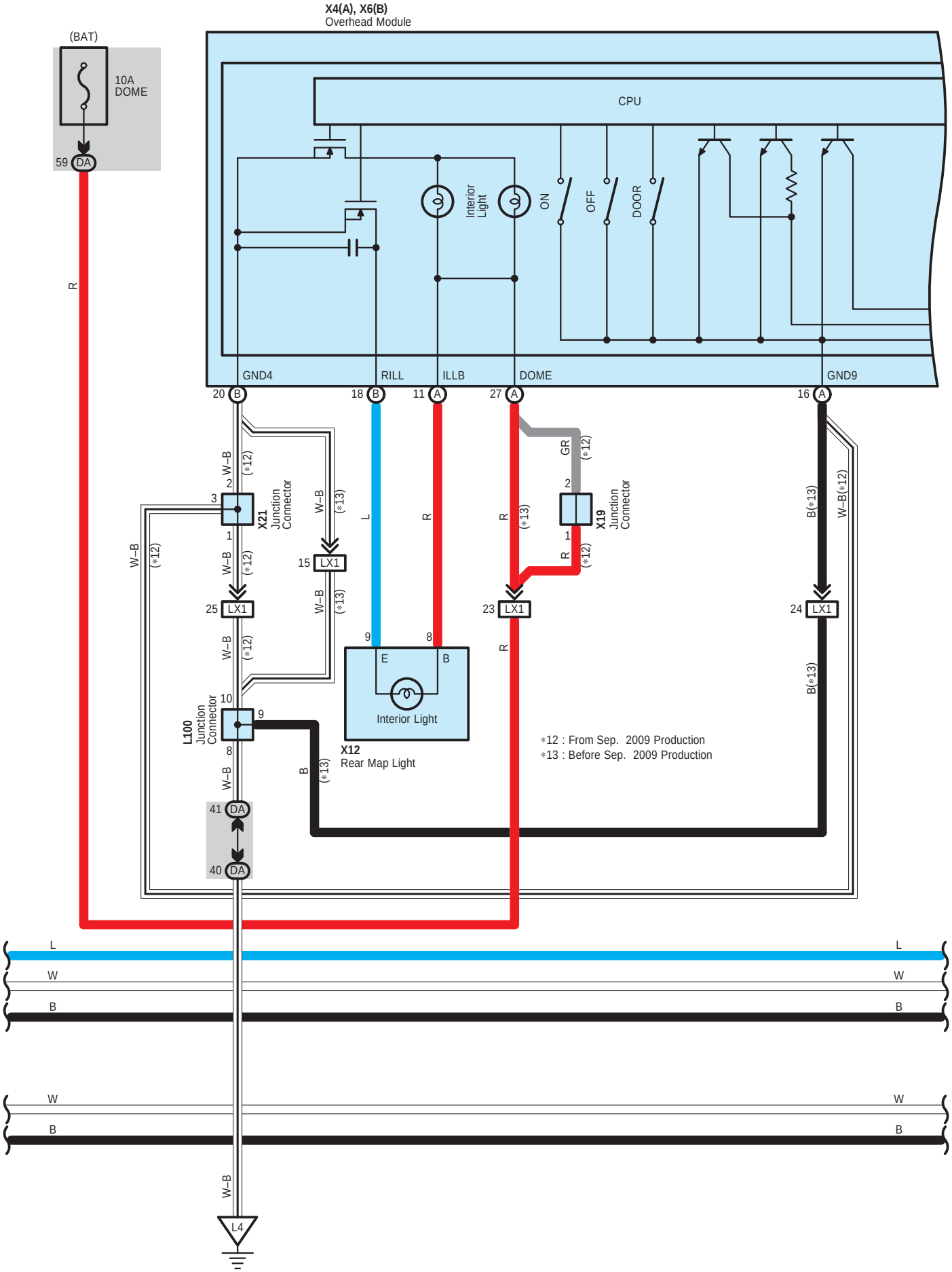
X4(A), X6(B)
Overhead Module
(BAT)
10A
DOME
59 DA
CPU
Interior Light
ON
OFF
DOOR
GND4
RILL
ILLB
DOME
GND9
20 B
18 B
11 A
27 A
16 A
X21
Junction Connector
X19
Junction Connector
L100
Junction Connector
LX1
25 LX1
15 LX1
23 LX1
24 LX1
E
B
Interior Light
X12
Rear Map Light
41 DA
40 DA
L4
∗12 : From Sep. 2009 Production
∗13 : Before Sep. 2009 Production

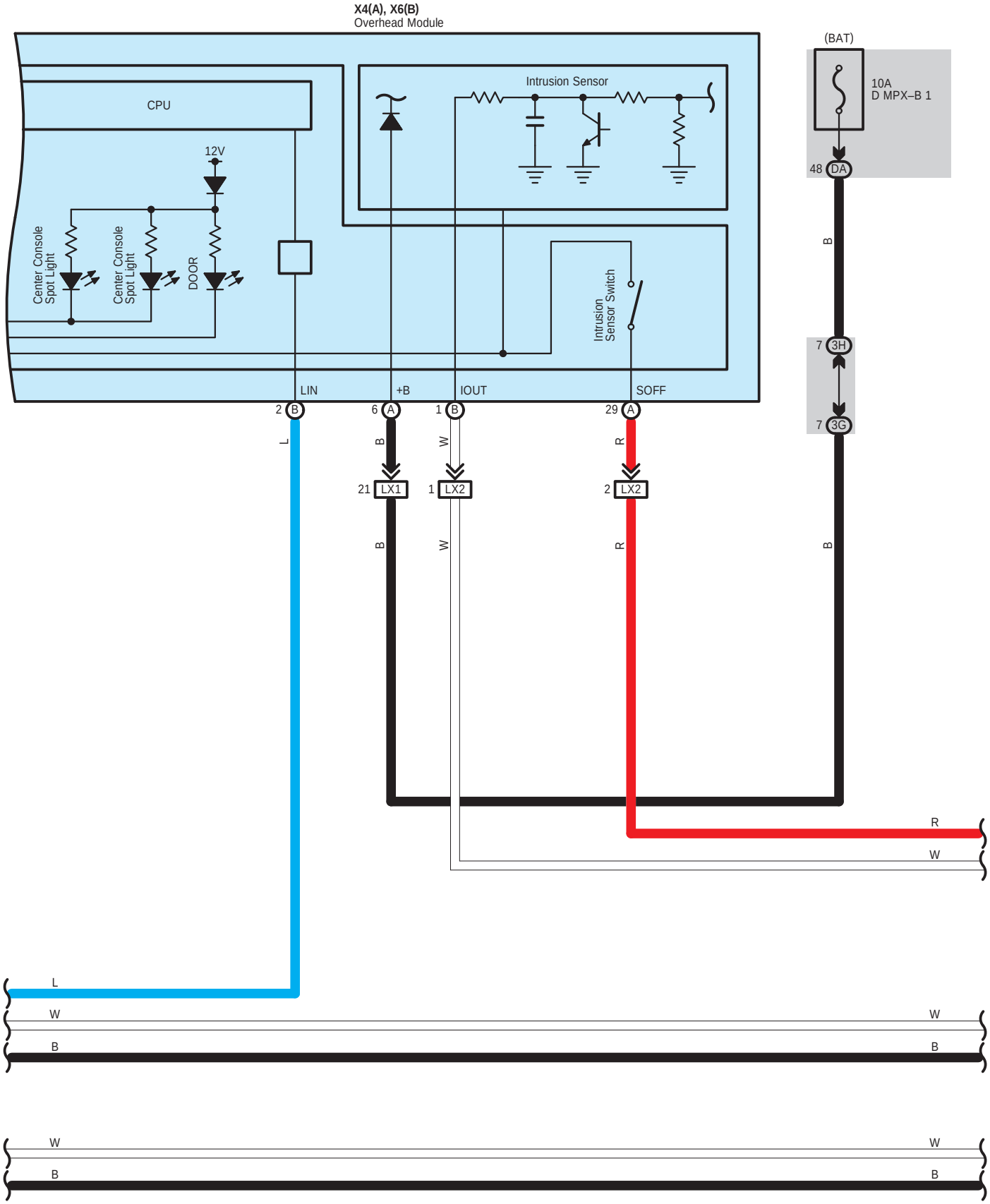
X4(A), X6(B)
Overhead Module
CPU
12V
Center Console Spot Light
Center Console Spot Light
DOOR
Intrusion Sensor
Intrusion Sensor Switch
LIN
+B
IOUT
SOFF
2 B
6 A
1 B
29 A
21 LX1
1 LX2
2 LX2
(BAT)
10A
D MPX–B 1
48 DA
7 3H
7 3G
L
B
W
R
B
B
R
W
L
W
B
W
B
W
B
W
B

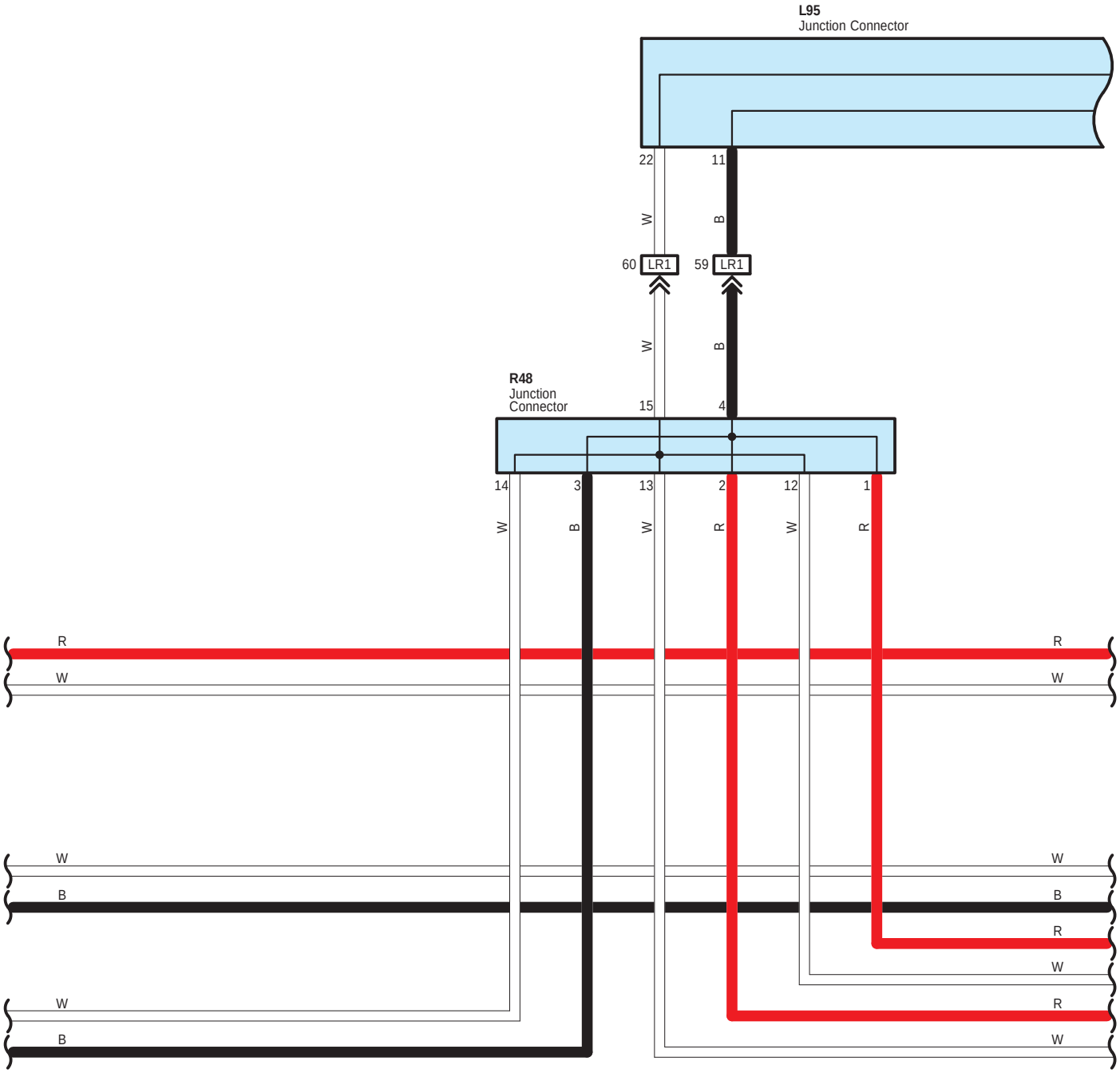
L95
Junction Connector
22
11
W
B
60
LR1
59
LR1
W
B
R48
Junction
Connector
15
4
14
3
13
2
12
1
W
B
W
R
W
R
R
R
W
W
W
B
B
R
W
W
R
B
W

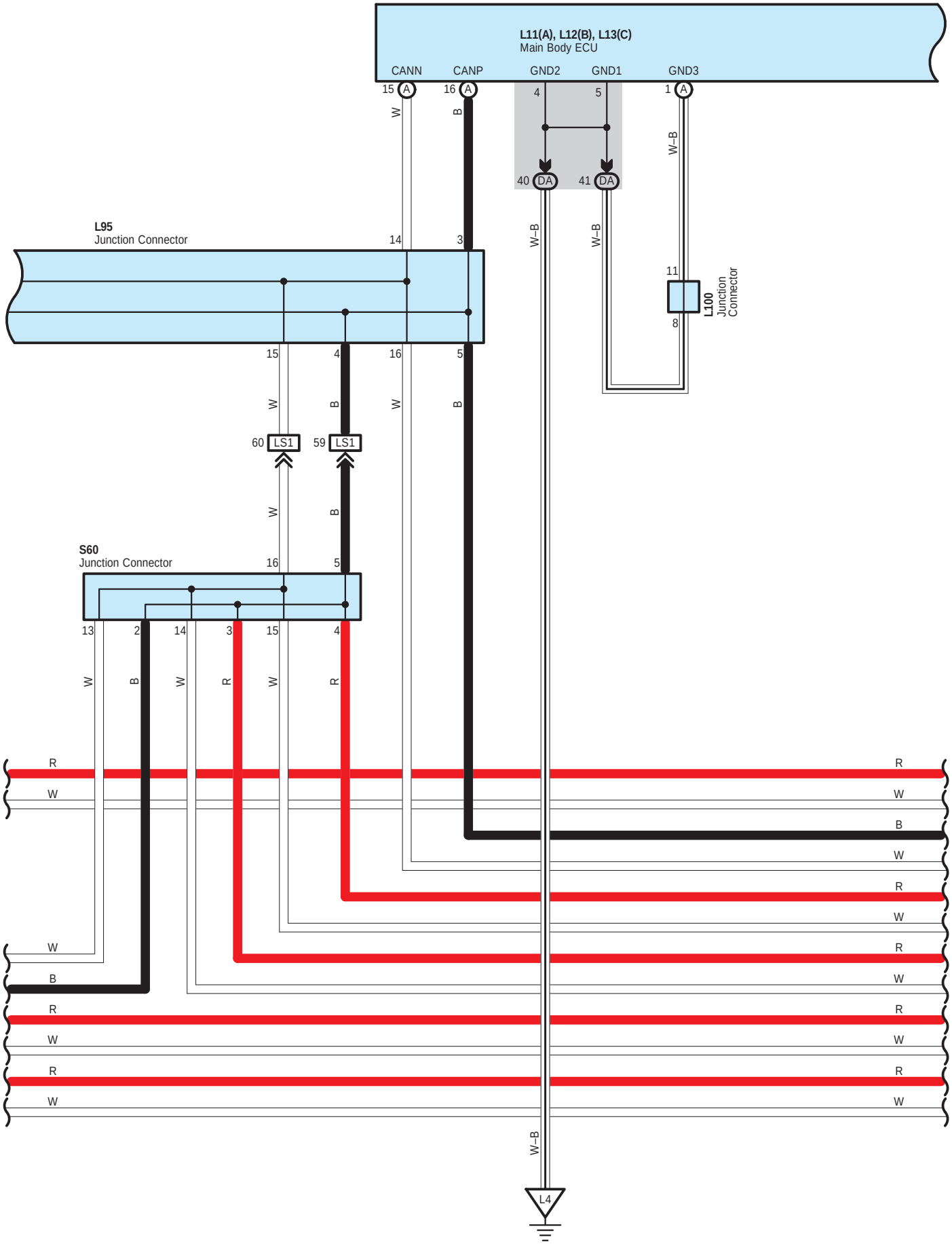
L11(A), L12(B), L13(C)
Main Body ECU
CANN
CANP
GND2
GND1
GND3
15 A
16 A
4
5
1 A
40 DA
41 DA
W
B
W–B
L95
Junction Connector
14
3
11
8
L100
Junction Connector
15
4
16
5
60 LS1
59 LS1
S60
Junction Connector
16
5
13
2
14
3
15
4
R
W
B
L4

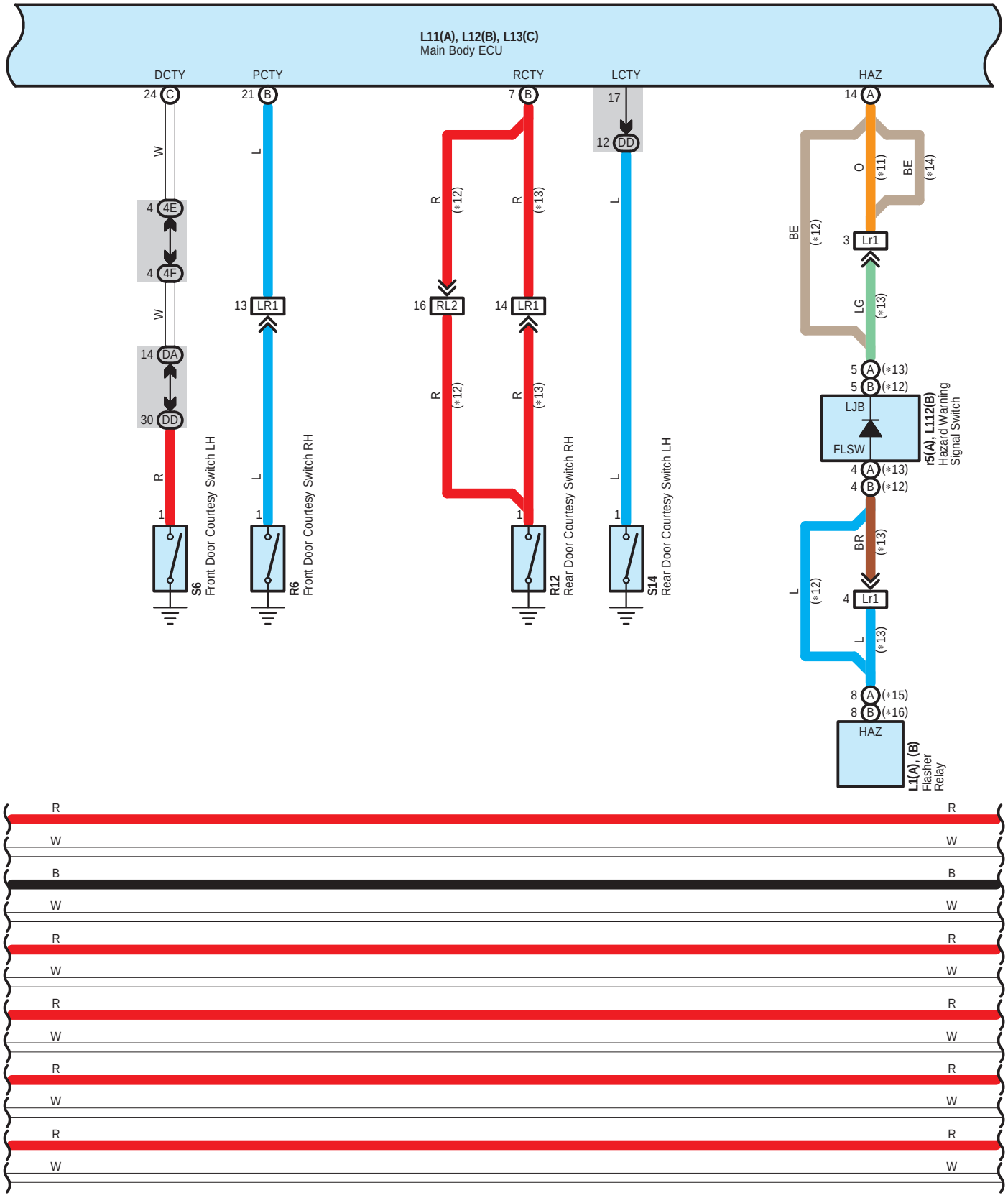
L11(A), L12(B), L13(C)
Main Body ECU
DCTY
PCTY
RCTY
LCTY
HAZ
24 C
21 B
7 B
17
12 DD
14 A
W
L
R (*12)
R (*13)
L
O (*11)
BE (*14)
BE (*12)
4 4E
4 4F
13 LR1
16 RL2
14 LR1
3 Lr1
LG (*13)
W
14 DA
30 DD
R
L
R (*12)
R (*13)
L
5 A (*13)
5 B (*12)
LJB
FLSW
r5(A), L112(B)
Hazard Warning
Signal Switch
4 A (*13)
4 B (*12)
1
1
1
1
BR (*13)
L (*12)
4 Lr1
L (*13)
S6
Front Door Courtesy Switch LH
R6
Front Door Courtesy Switch RH
R12
Rear Door Courtesy Switch RH
S14
Rear Door Courtesy Switch LH
8 A (*15)
8 B (*16)
HAZ
L1(A), (B)
Flasher
Relay
R
W
B
W
R
W
R
W
R
W
R
W
R
W

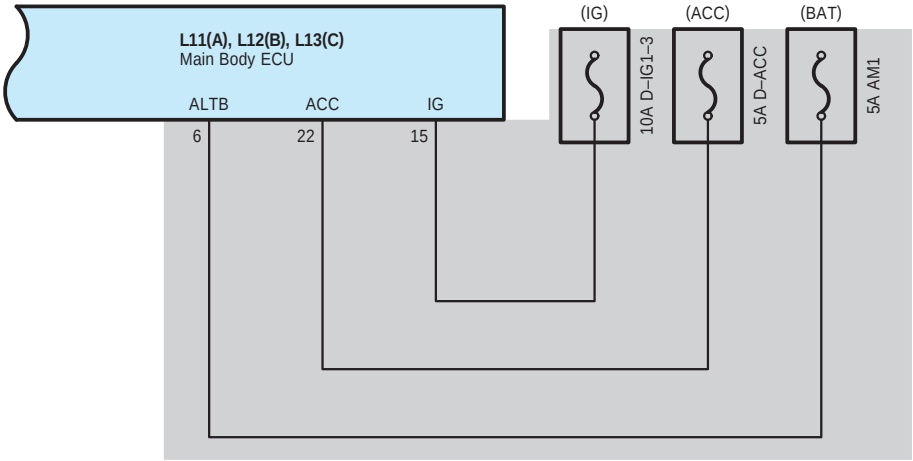

∗11 : Before Sep. 2008 Production
∗12 : From Sep. 2009 Production
∗13 : Before Sep. 2009 Production
∗14 : From Sep. 2008 Production until Sep. 2009 Production
∗15 : Before Sep. 2007 Production, From Sep. 2009 Production
∗16 : From Aug. 2007 Production until Sep. 2009 Production



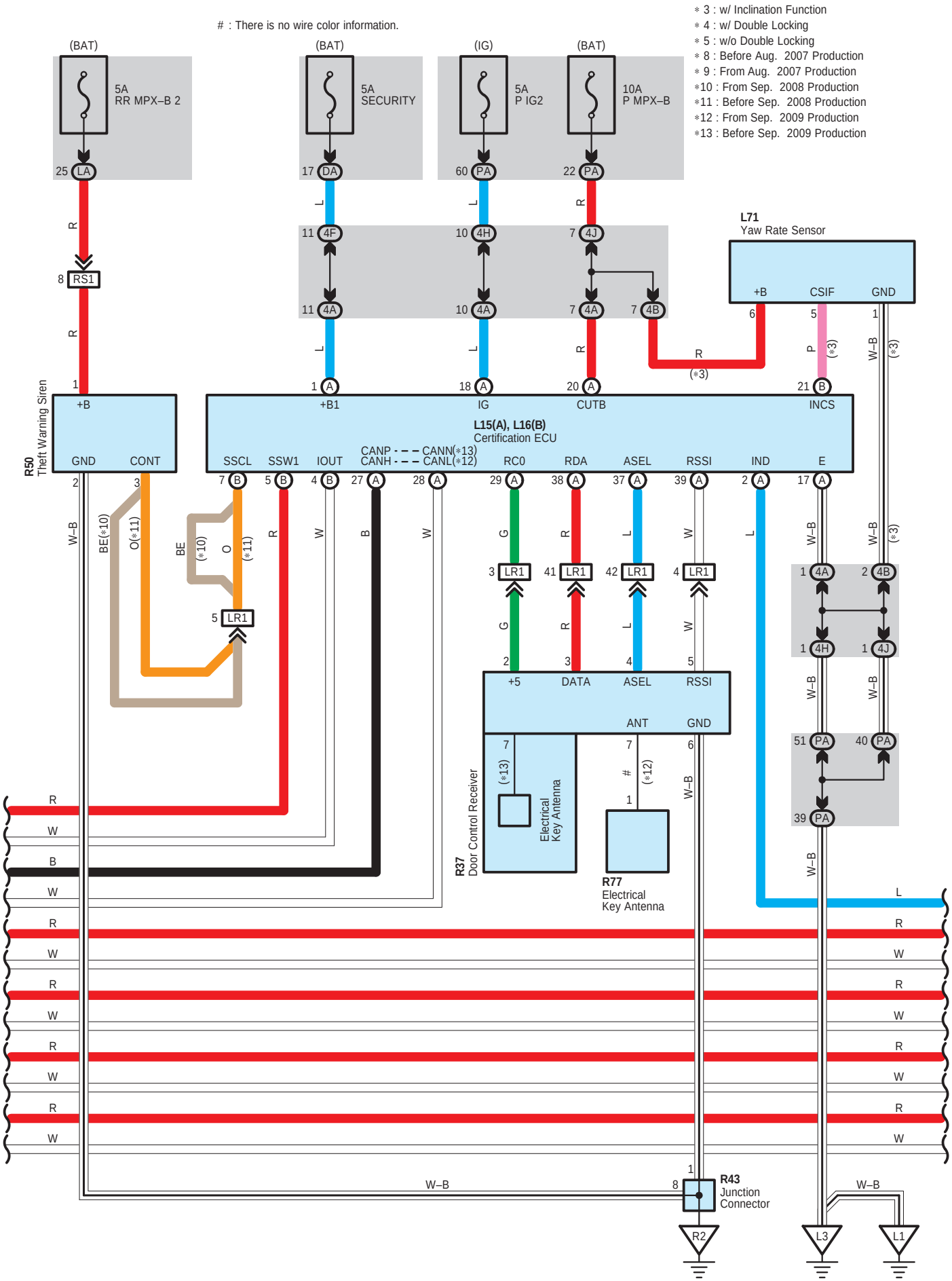
: There is no wire color information.
∗ 3 : w/ Inclination Function
∗ 4 : w/ Double Locking
∗ 5 : w/o Double Locking
∗ 8 : Before Aug. 2007 Production
∗ 9 : From Aug. 2007 Production
∗10 : From Sep. 2008 Production
∗11 : Before Sep. 2008 Production
∗12 : From Sep. 2009 Production
∗13 : Before Sep. 2009 Production
(BAT)
5A
RR MPX–B 2
25 LA
(BAT)
5A
SECURITY
17 DA
(IG)
5A
P IG2
60 PA
(BAT)
10A
P MPX–B
22 PA
L71
Yaw Rate Sensor
+B
CSIF
GND
R50
Theft Warning Siren
+B
GND
CONT
L15(A), L16(B)
Certification ECU
+B1
IG
CUTB
INCS
SSCL
SSW1
IOUT
CANP
CANH
CANN(∗13)
CANL(∗12)
RC0
RDA
ASEL
RSSI
IND
E
LR1
+5
DATA
ASEL
RSSI
ANT
GND
R37
Door Control Receiver
Electrical
Key Antenna
R77
Electrical
Key Antenna
R43
Junction
Connector
R2
L3
L1
W–B

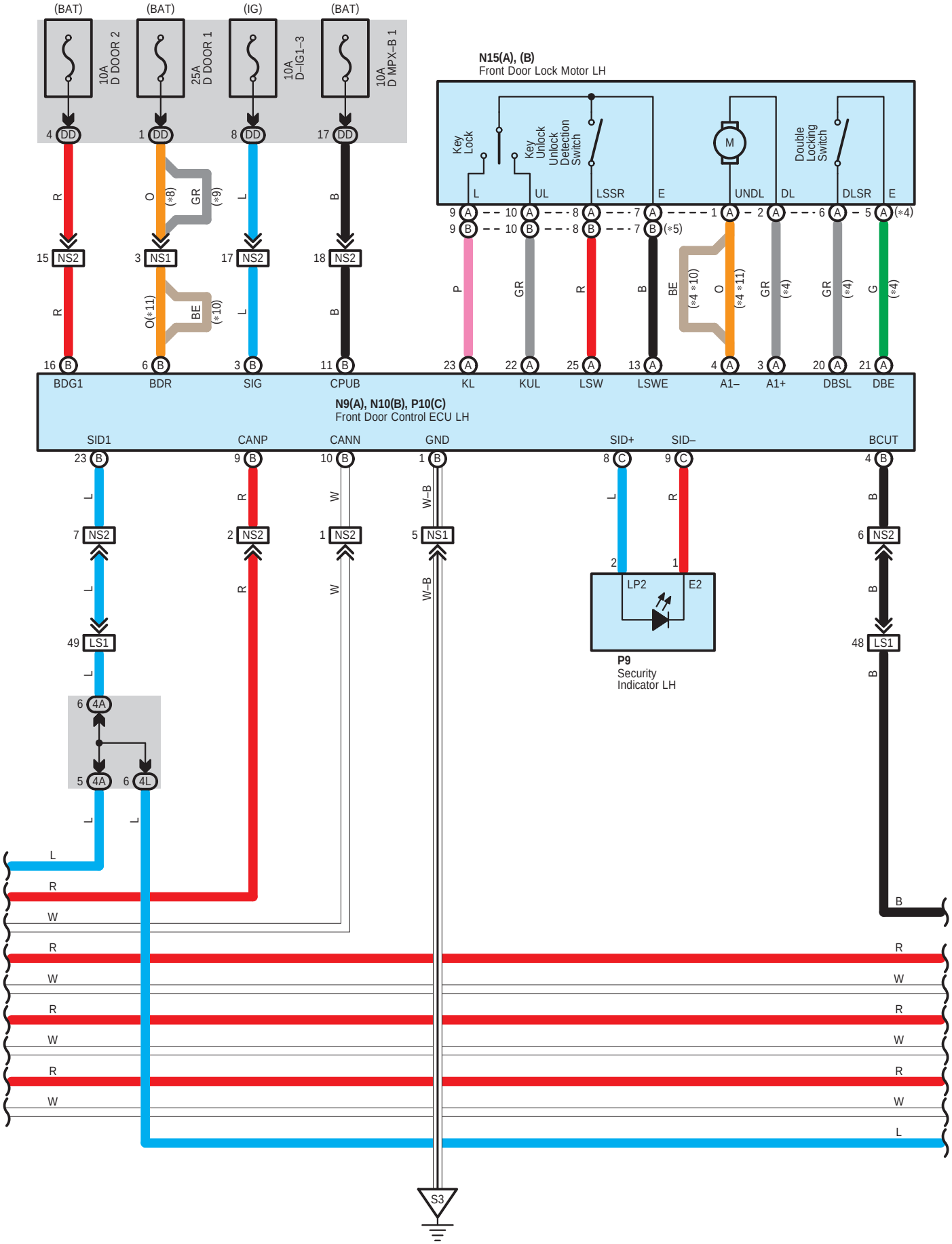
(BAT)
(BAT)
(IG)
(BAT)
10A D DOOR 2
25A D DOOR 1
10A D–IG1–3
10A D MPX–B 1
N15(A), (B)
Front Door Lock Motor LH
Key Lock
Key Unlock Detection Switch
Double Locking Switch
BDG1
BDR
SIG
CPUB
KL
KUL
LSW
LSWE
A1–
A1+
DBSL
DBE
N9(A), N10(B), P10(C)
Front Door Control ECU LH
SID1
CANP
CANN
GND
SID+
SID–
BCUT
P9
Security Indicator LH
LP2
E2
S3

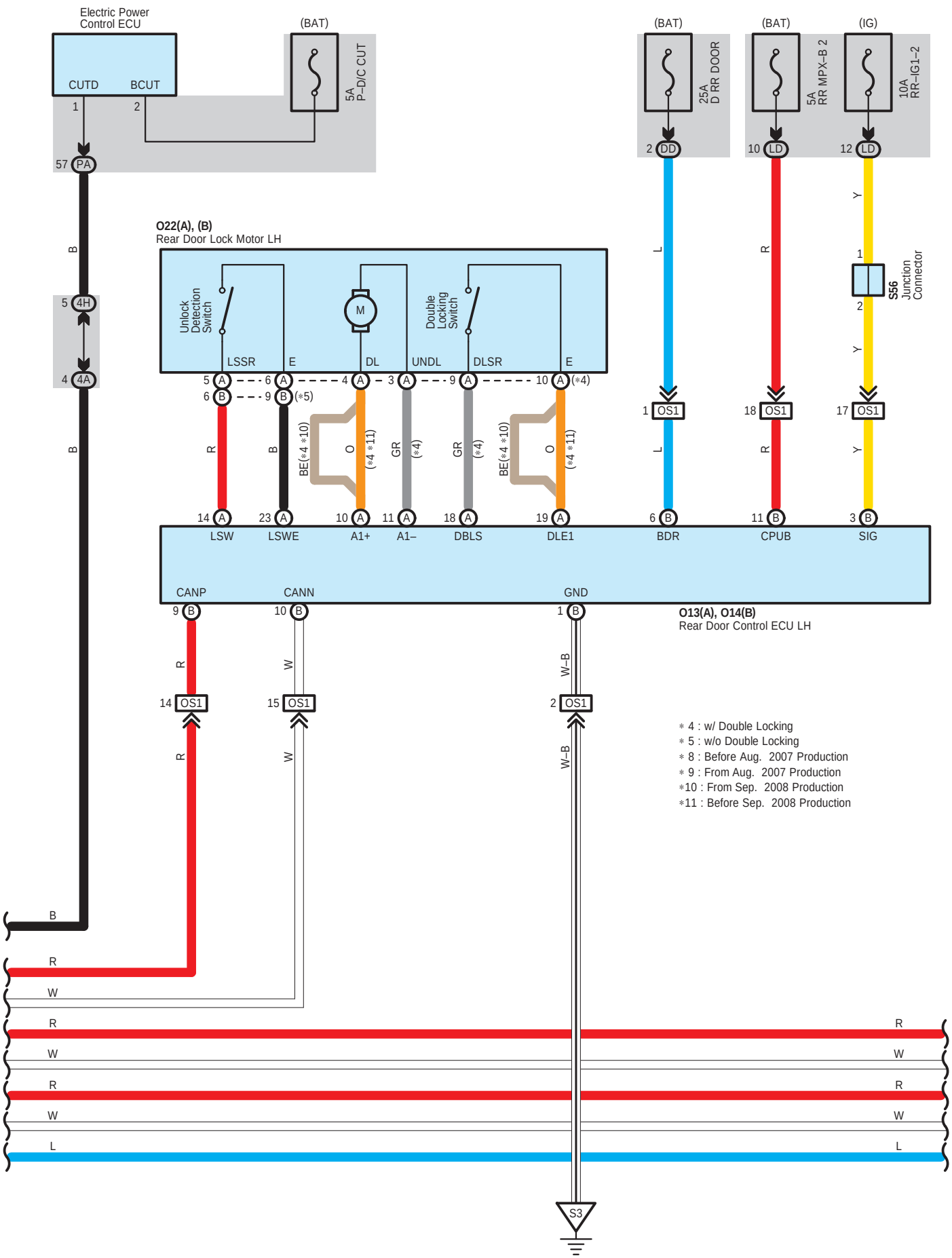

∗ 4 : w/ Double Locking
∗ 5 : w/o Double Locking
∗ 8 : Before Aug. 2007 Production
∗ 9 : From Aug. 2007 Production
∗10 : From Sep. 2008 Production
∗11 : Before Sep. 2008 Production

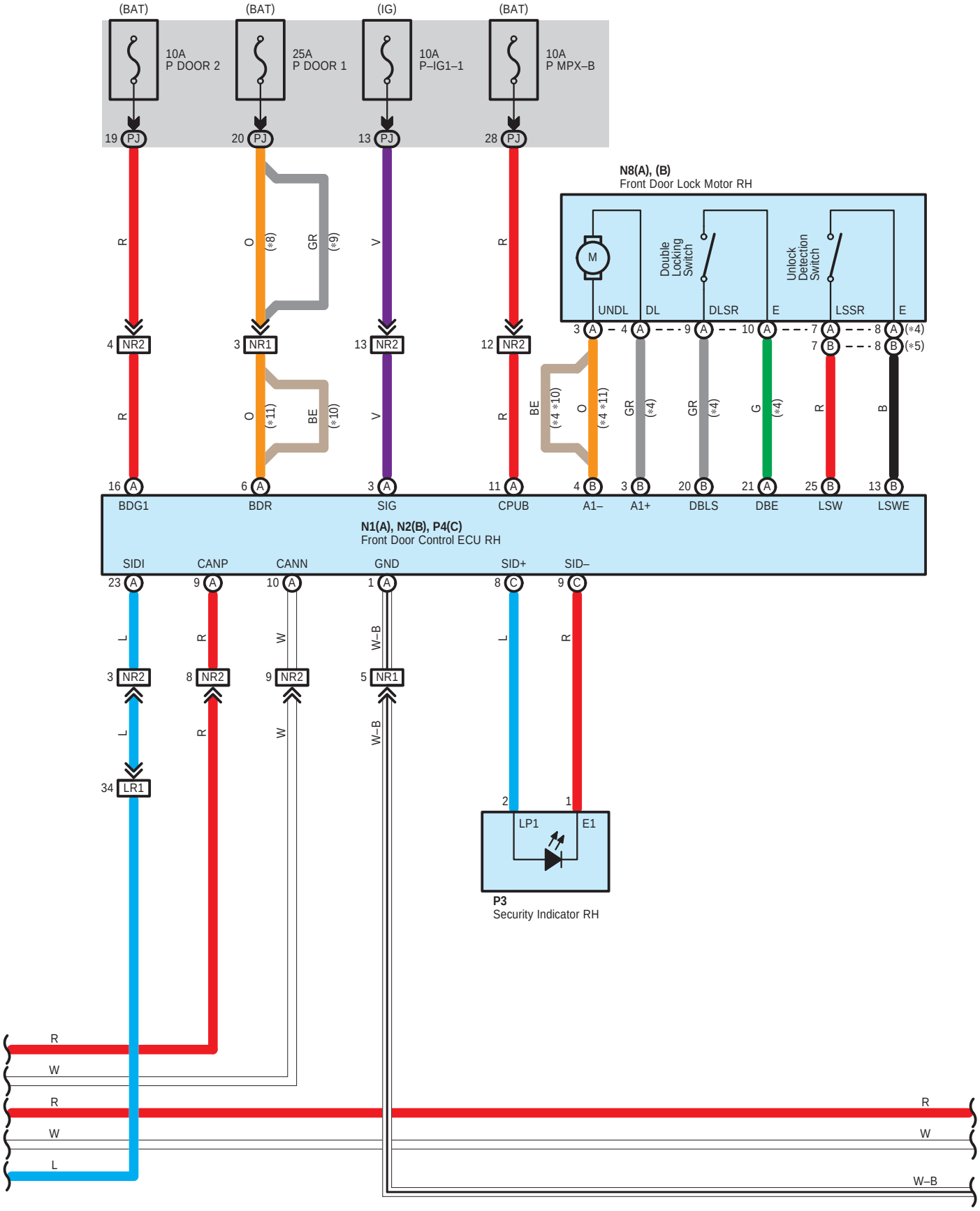
(BAT)
10A
P DOOR 2
(BAT)
25A
P DOOR 1
(IG)
10A
P–IG1–1
(BAT)
10A
P MPX–B
19 PJ
20 PJ
13 PJ
28 PJ
N8(A), (B)
Front Door Lock Motor RH
M
Double Locking Switch
Unlock Detection Switch
UNDL
DL
DLSR
E
LSSR
E
4 NR2
3 NR1
13 NR2
12 NR2
16 A
6 A
3 A
11 A
4 B
3 B
20 B
21 A
25 B
13 B
BDG1
BDR
SIG
CPUB
A1–
A1+
DBLS
DBE
LSW
LSWE
N1(A), N2(B), P4(C)
Front Door Control ECU RH
SIDI
CANP
CANN
GND
SID+
SID–
23 A
9 A
10 A
1 A
8 C
9 C
3 NR2
8 NR2
9 NR2
5 NR1
34 LR1
2
1
LP1
E1
P3
Security Indicator RH
R
W
L
W–B
(*8)
(*9)
(*11)
(*10)
(*4 *10)
(*4 *11)
(*4)
(*5)

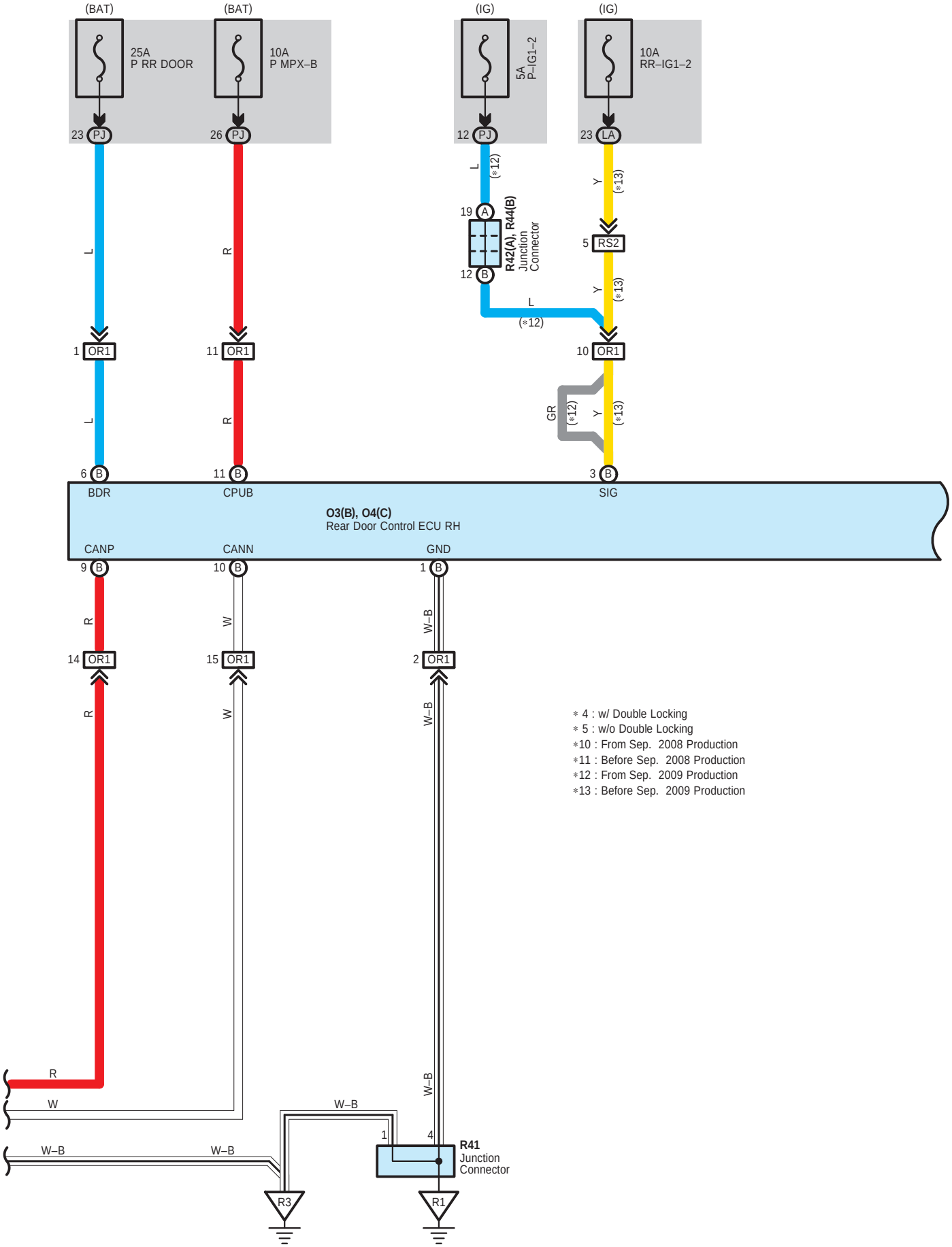

* 4 : w/ Double Locking
* 5 : w/o Double Locking
*10 : From Sep. 2008 Production
*11 : Before Sep. 2008 Production
*12 : From Sep. 2009 Production
*13 : Before Sep. 2009 Production

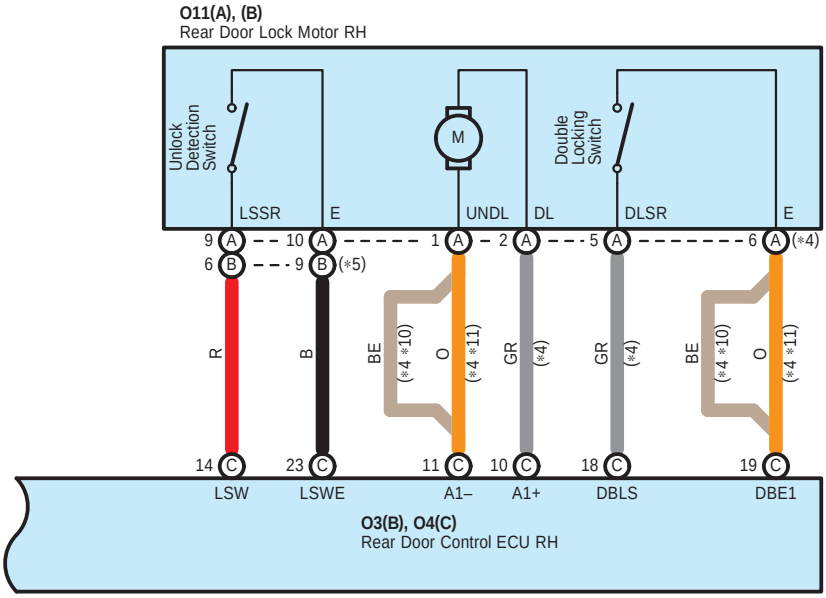
O11(A), (B)
Rear Door Lock Motor RH
Unlock Detection Switch
M
Double Locking Switch
LSSR
E
UNDL
DL
DLSR
E
9 A
10 A
1 A
2 A
5 A
6 A (*4)
6 B
9 B (*5)
R
B
BE (*4 *10)
O (*4 *11)
GR (*4)
GR (*4)
BE (*4 *10)
O (*4 *11)
14 C
23 C
11 C
10 C
18 C
19 C
LSW
LSWE
A1–
A1+
DBLS
DBE1
O3(B), O4(C)
Rear Door Control ECU RH

A 29
Black

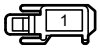

A 50
White

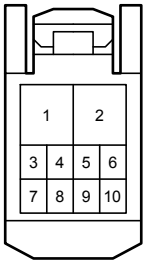

A 52
White

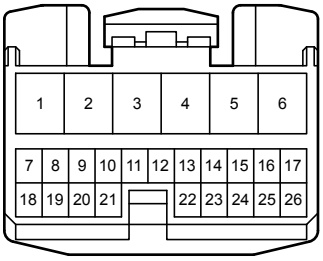

A 64
Black

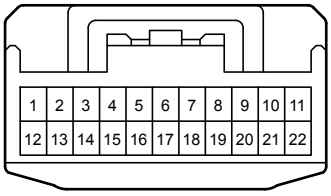

B 6
Gray

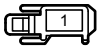

B 7
Black

B 10
Black

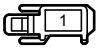

B 14
White

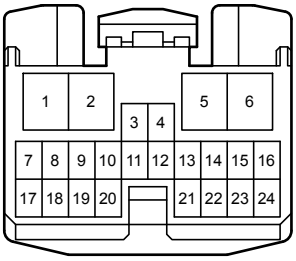

L 1
Gray

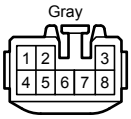

(Before Aug. 2007 Production, From Sep. 2009 Production)

L 1
Gray

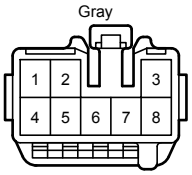

(From Aug. 2007 Production until Sep. 2009 Production)

L 11
White

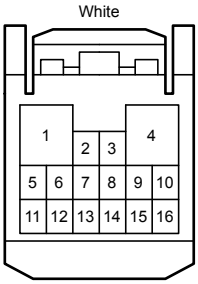

L 12
White

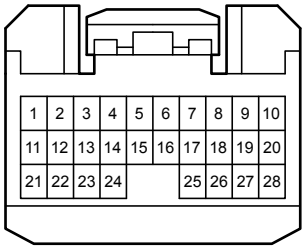

L 13
White

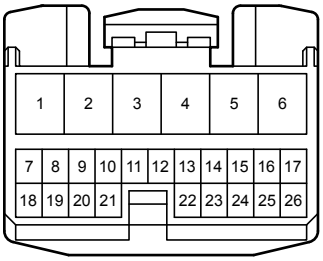

L 15
White

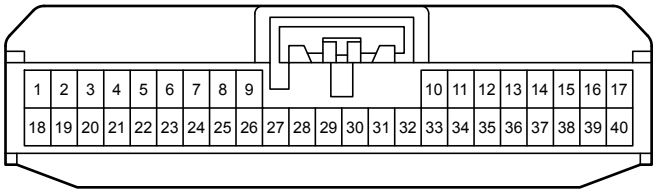

L 16
White

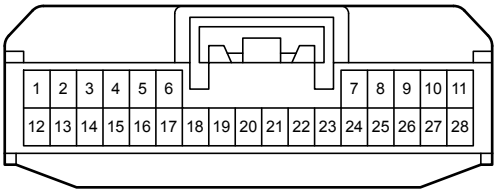

L 71
Black



L 95
Gray

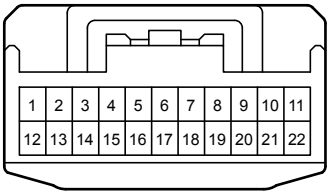

L100
Blue

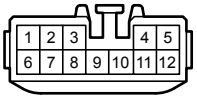

L112
White

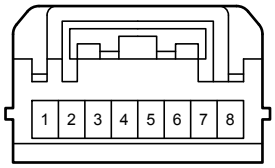

N 1
White

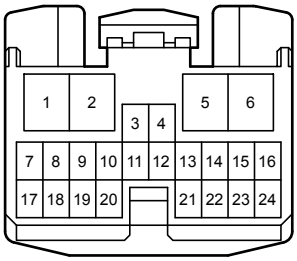

N 2
White

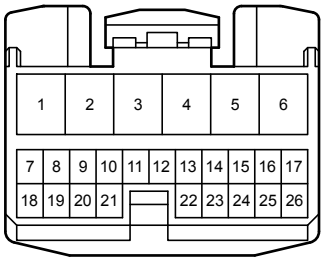

N 8
White

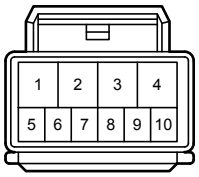

N 9
White

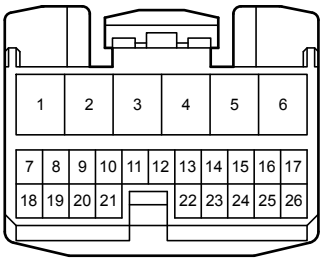

N 10
White

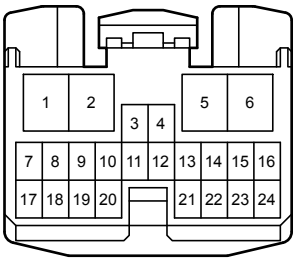

N 15
White

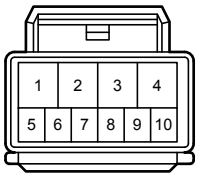

O 3
White

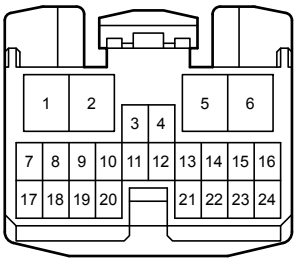

O 4
White

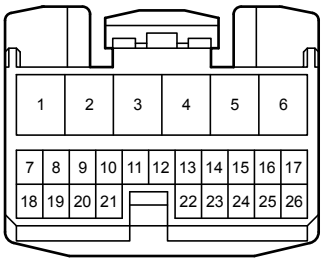

O 11
White

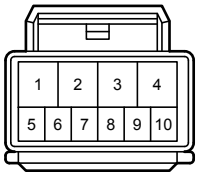

O 13
White

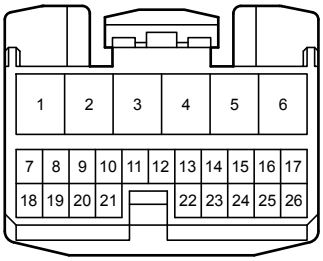

O 14
White

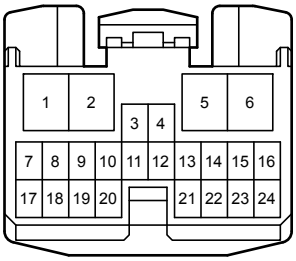

O 22
White

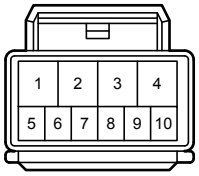

P 3
White

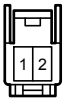

P 4
White

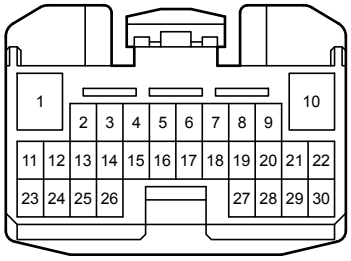

P 9
White

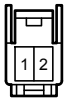

P 10
White

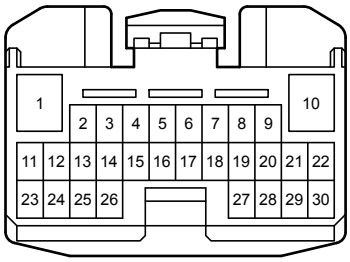

R 6
White

R 12
White

R 37
White

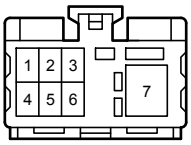

R 41
White

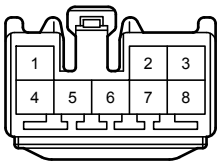

R 42
Black

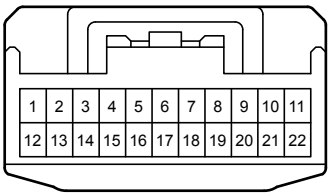

R 43
White

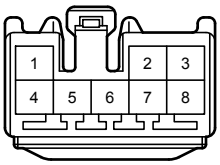

R 44
Black

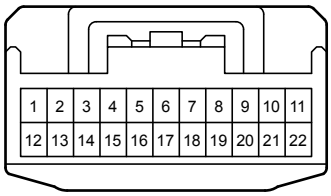

R 48
Black

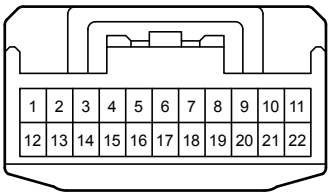

R 50
Black

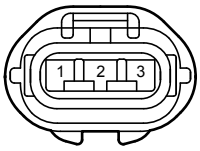

R 65
Dark Gray

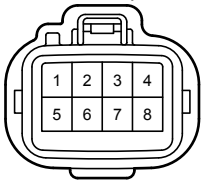

R 77
Gray

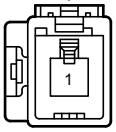

S 6
White

S 14
White

S 36
White

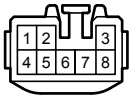

S 43
White

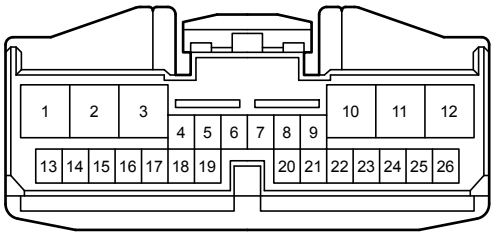

S 54
White

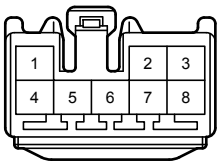

S 55
White

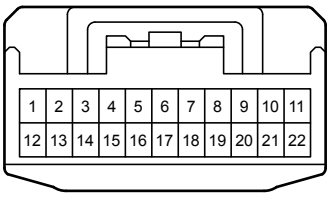

S 56
White

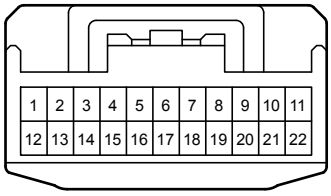

S 59
Black

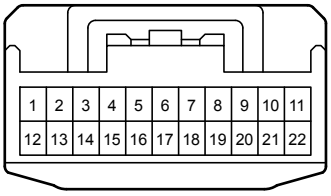

S 60
Black

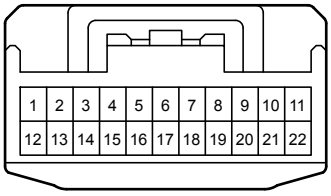

S 62
White

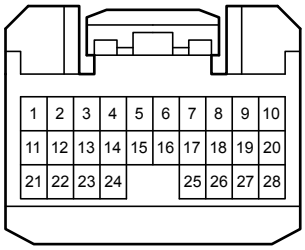

S 63
White

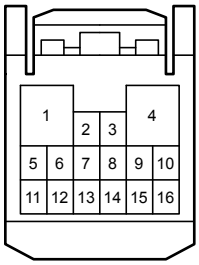

S 64
White

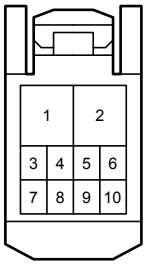

X 4
White

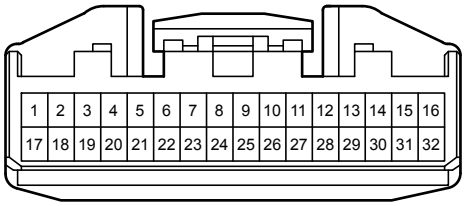

X 6
White

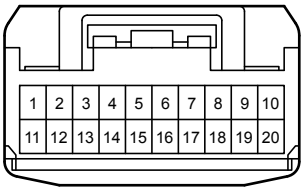

X 12
White

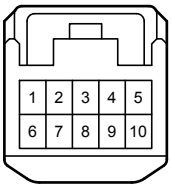

X 19
Black

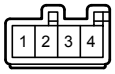

X 21
Black

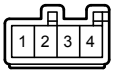

r 5
White

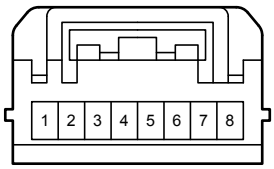

1K

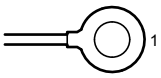

2A
Black

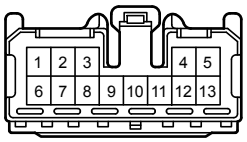

2C
White

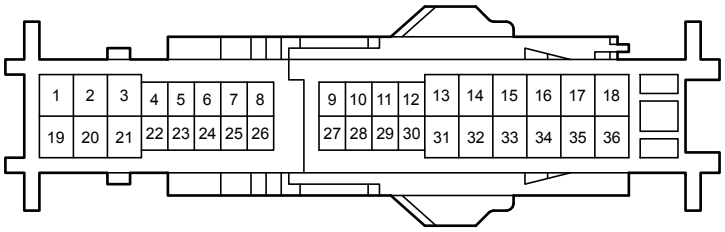

2E
Black

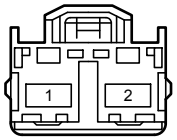

2G
Black

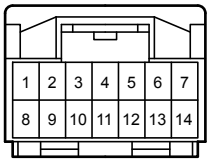

3G
White

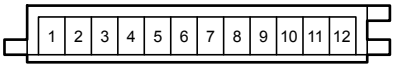

3H
Gray

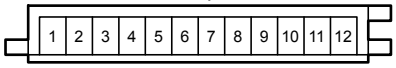

4A
White

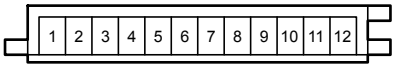

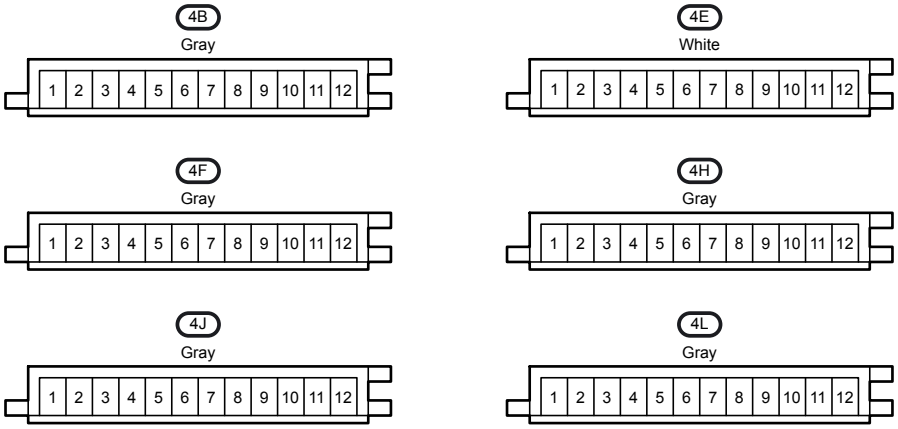
4B
Gray
1 2 3 4 5 6 7 8 9 10 11 12
4E
White
1 2 3 4 5 6 7 8 9 10 11 12
4F
Gray
1 2 3 4 5 6 7 8 9 10 11 12
4H
Gray
1 2 3 4 5 6 7 8 9 10 11 12
4J
Gray
1 2 3 4 5 6 7 8 9 10 11 12
4L
Gray
1 2 3 4 5 6 7 8 9 10 11 12

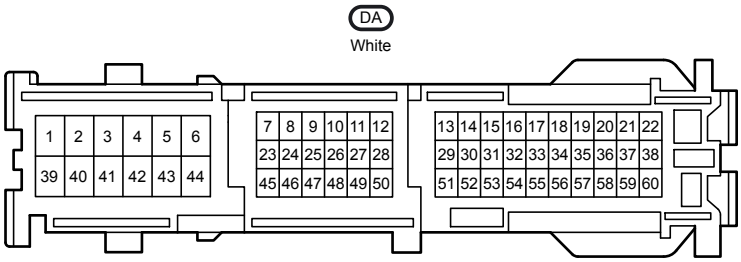
DA
White
1 2 3 4 5 6
39 40 41 42 43 44
7 8 9 10 11 12
23 24 25 26 27 28
45 46 47 48 49 50
13 14 15 16 17 18 19 20 21 22
29 30 31 32 33 34 35 36 37 38
51 52 53 54 55 56 57 58 59 60

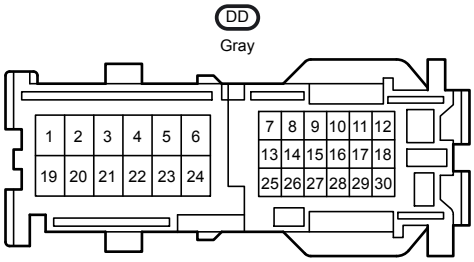
DD
Gray
1 2 3 4 5 6
19 20 21 22 23 24
7 8 9 10 11 12
13 14 15 16 17 18
25 26 27 28 29 30

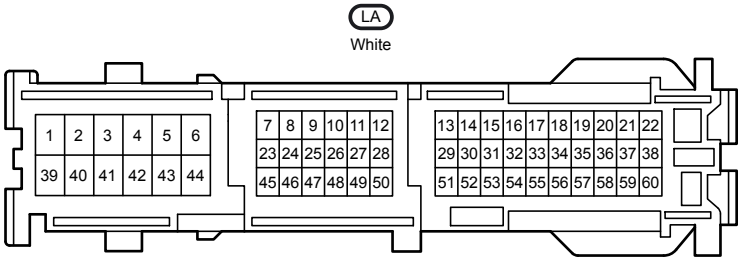
LA
White
1 2 3 4 5 6
39 40 41 42 43 44
7 8 9 10 11 12
23 24 25 26 27 28
45 46 47 48 49 50
13 14 15 16 17 18 19 20 21 22
29 30 31 32 33 34 35 36 37 38
51 52 53 54 55 56 57 58 59 60

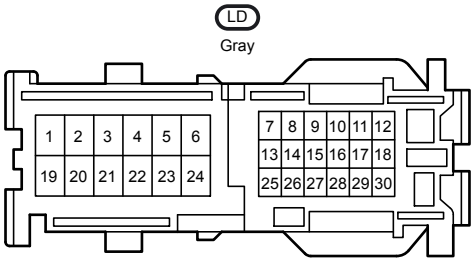
LD
Gray
1 2 3 4 5 6
19 20 21 22 23 24
7 8 9 10 11 12
13 14 15 16 17 18
25 26 27 28 29 30

PA
White

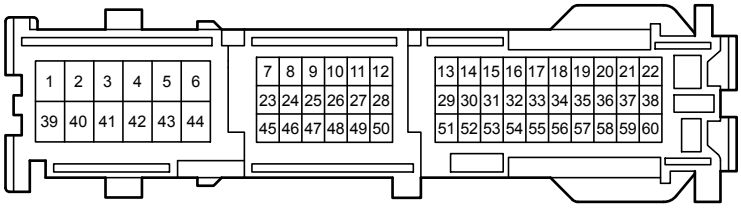

PJ
Gray

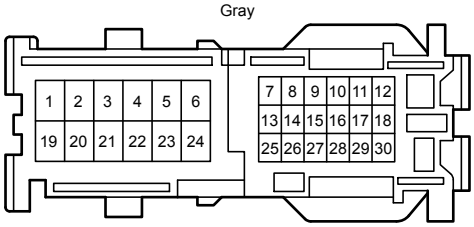

AR1
White

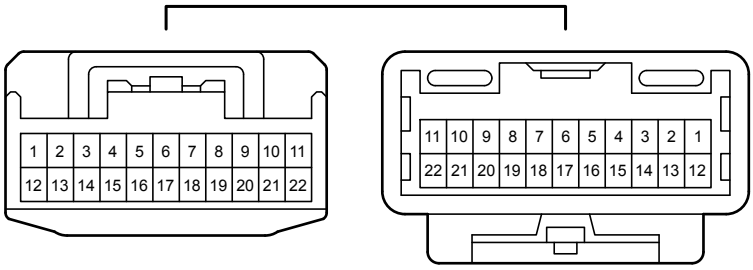

LR1
White

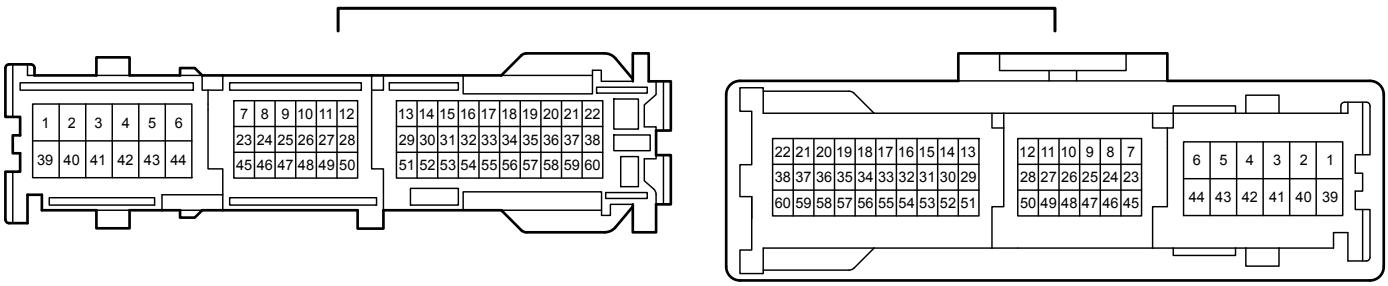

LS1
White

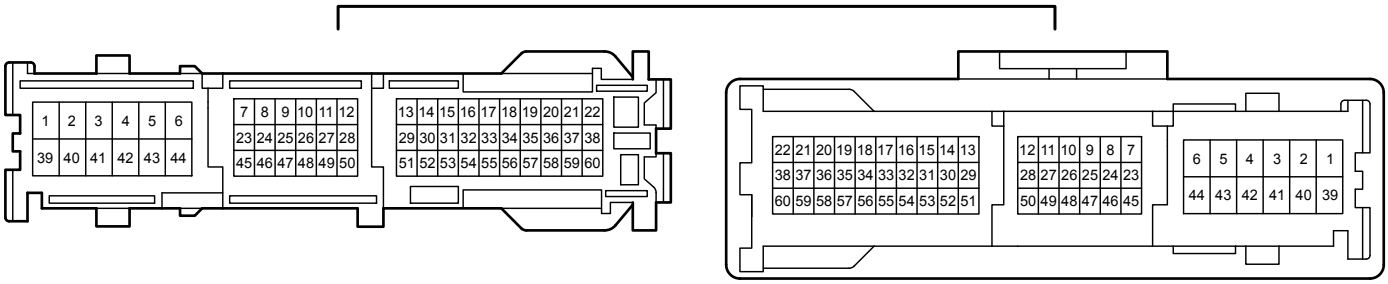

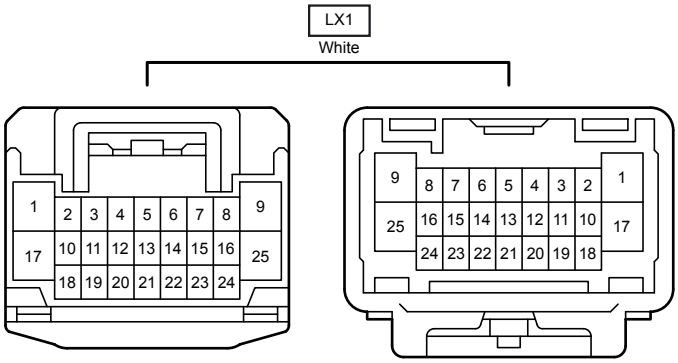
LX1
White
1 2 3 4 5 6 7 8 9
10 11 12 13 14 15 16 17
18 19 20 21 22 23 24 25
9 8 7 6 5 4 3 2 1
16 15 14 13 12 11 10 17
24 23 22 21 20 19 18 25

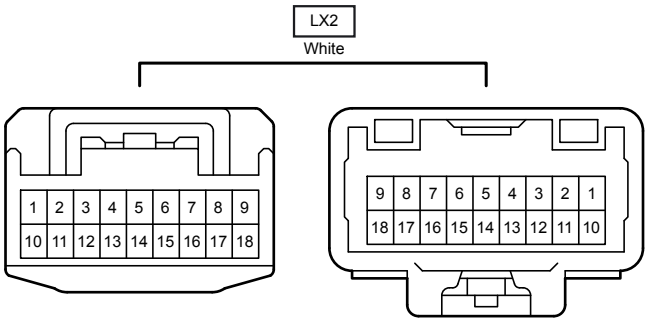
LX2
White
1 2 3 4 5 6 7 8 9
10 11 12 13 14 15 16 17 18
9 8 7 6 5 4 3 2 1
18 17 16 15 14 13 12 11 10

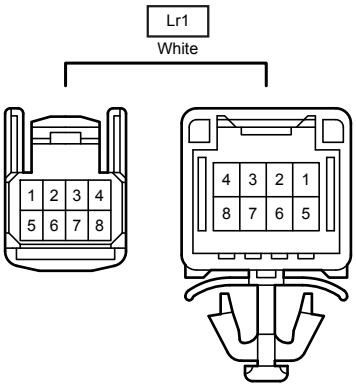
Lr1
White
1 2 3 4
5 6 7 8
4 3 2 1
8 7 6 5

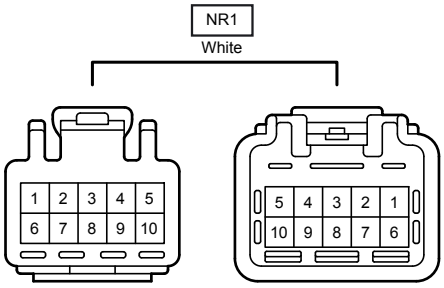
NR1
White
1 2 3 4 5
6 7 8 9 10
5 4 3 2 1
10 9 8 7 6

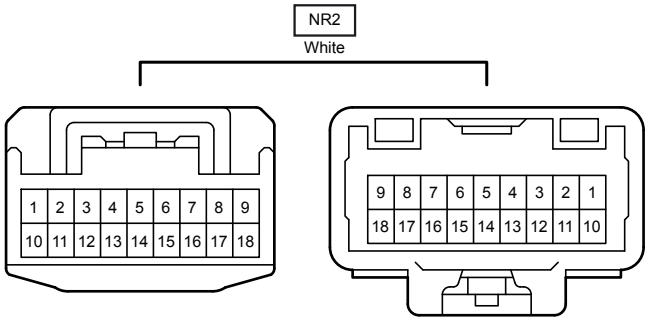
NR2
White
1 2 3 4 5 6 7 8 9
10 11 12 13 14 15 16 17 18
9 8 7 6 5 4 3 2 1
18 17 16 15 14 13 12 11 10

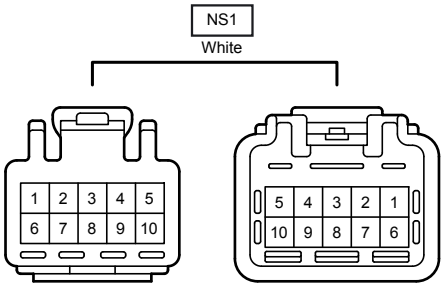
NS1
White
1 2 3 4 5
6 7 8 9 10
5 4 3 2 1
10 9 8 7 6

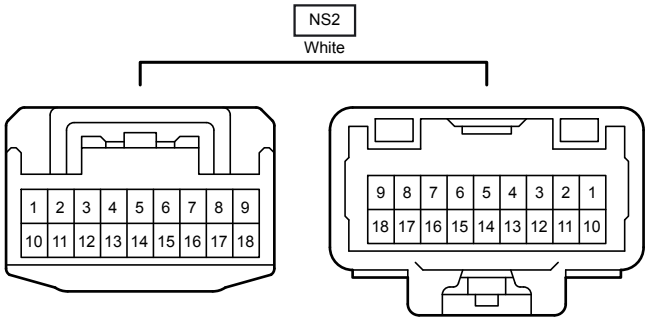
NS2
White
1 2 3 4 5 6 7 8 9
10 11 12 13 14 15 16 17 18
9 8 7 6 5 4 3 2 1
18 17 16 15 14 13 12 11 10

OR1
White

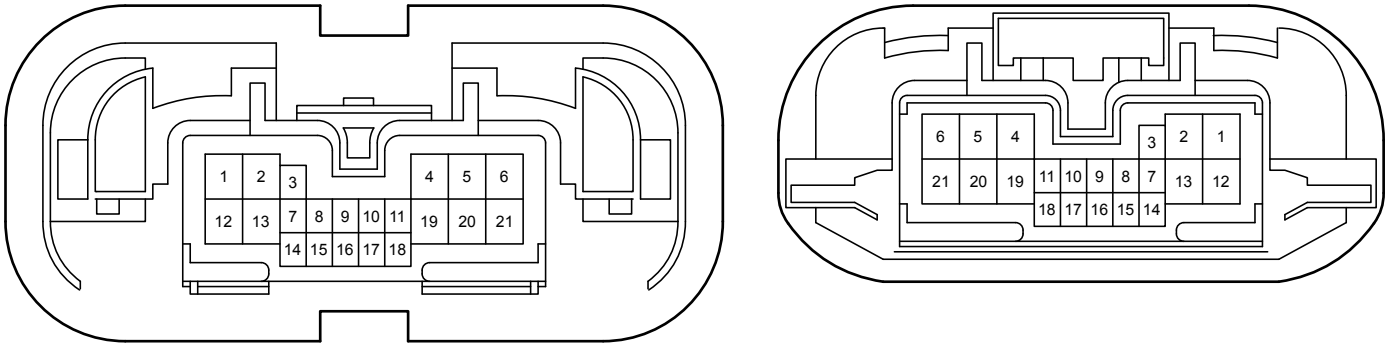

OS1
White

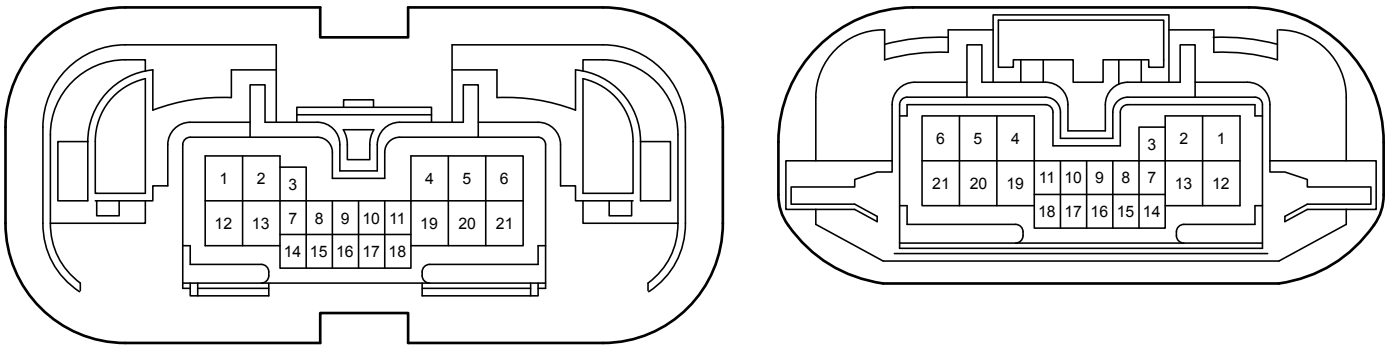

RL2
White

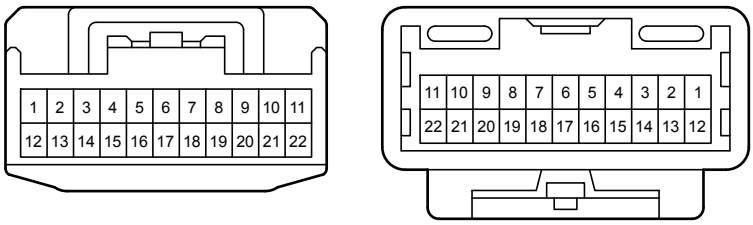

RS1
White

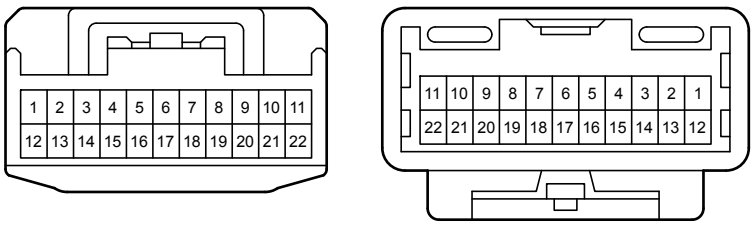

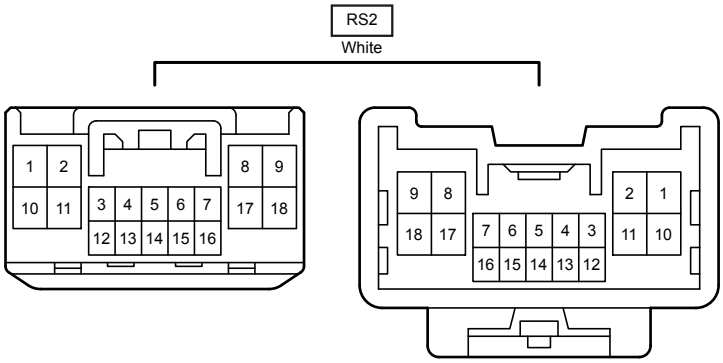
RS2
White
1
2
10
11
3
4
5
6
7
12
13
14
15
16
8
9
17
18
9
8
18
17
7
6
5
4
3
16
15
14
13
12
2
1
11
10