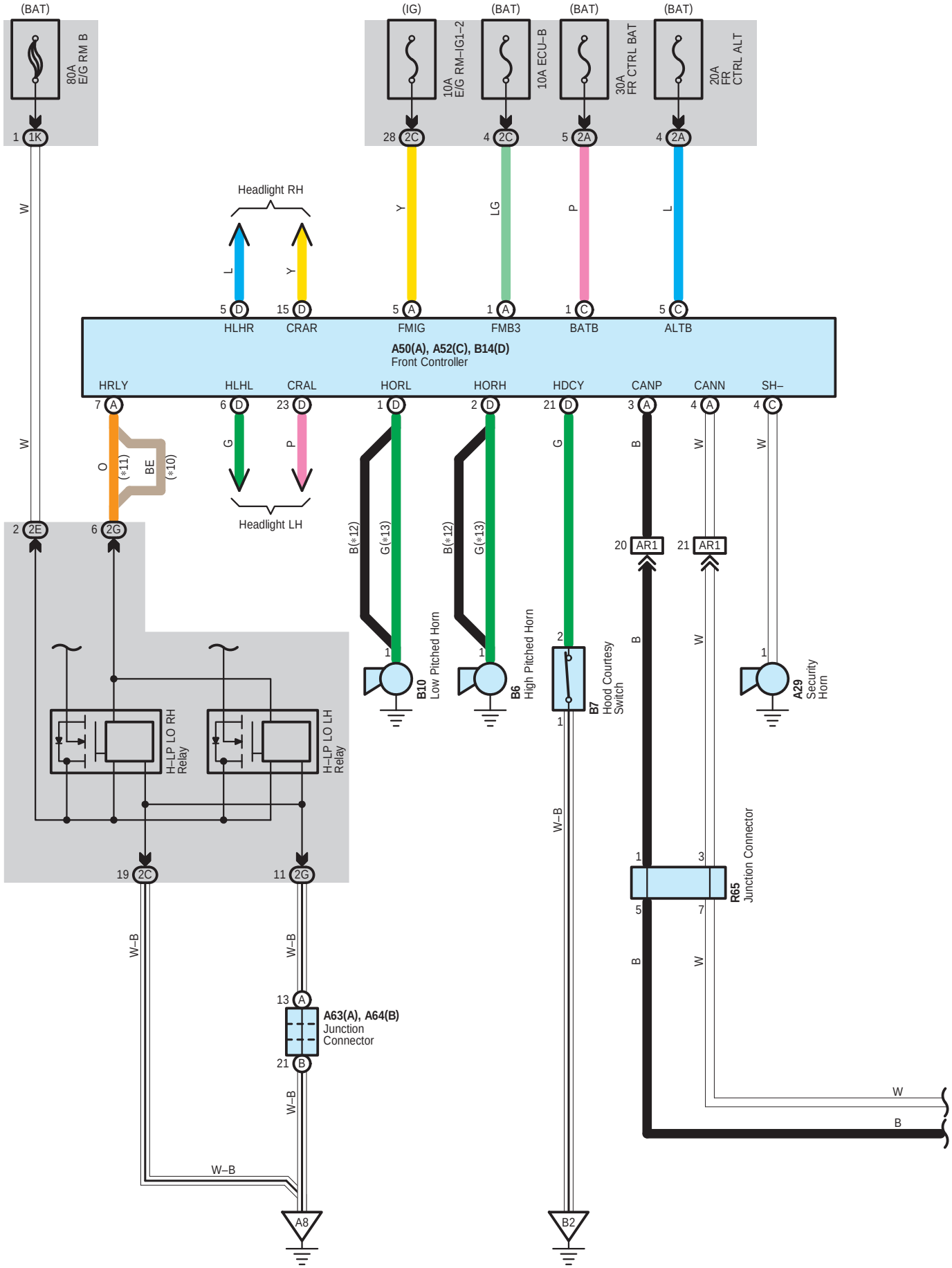
(BAT)
80A E/G RM B
(IG)
10A E/G RM–IG1–2
(BAT)
10A ECU–B
(BAT)
30A FR CTRL BAT
(BAT)
20A FR CTRL ALT
Headlight RH
Headlight LH
HLHR
CRAR
FMIG
FMB3
BATB
ALTB
A50(A), A52(C), B14(D)
Front Controller
HRLY
HLHL
CRAL
HORL
HORH
HDCY
CANP
CANN
SH–
(*11)
(*10)
B(*12)
G(*13)
AR1
B10 Low Pitched Horn
B6 High Pitched Horn
B7 Hood Courtesy Switch
A29 Security Horn
H–LP LO RH Relay
H–LP LO LH Relay
R65 Junction Connector
A63(A), A64(B) Junction Connector
A8
B2

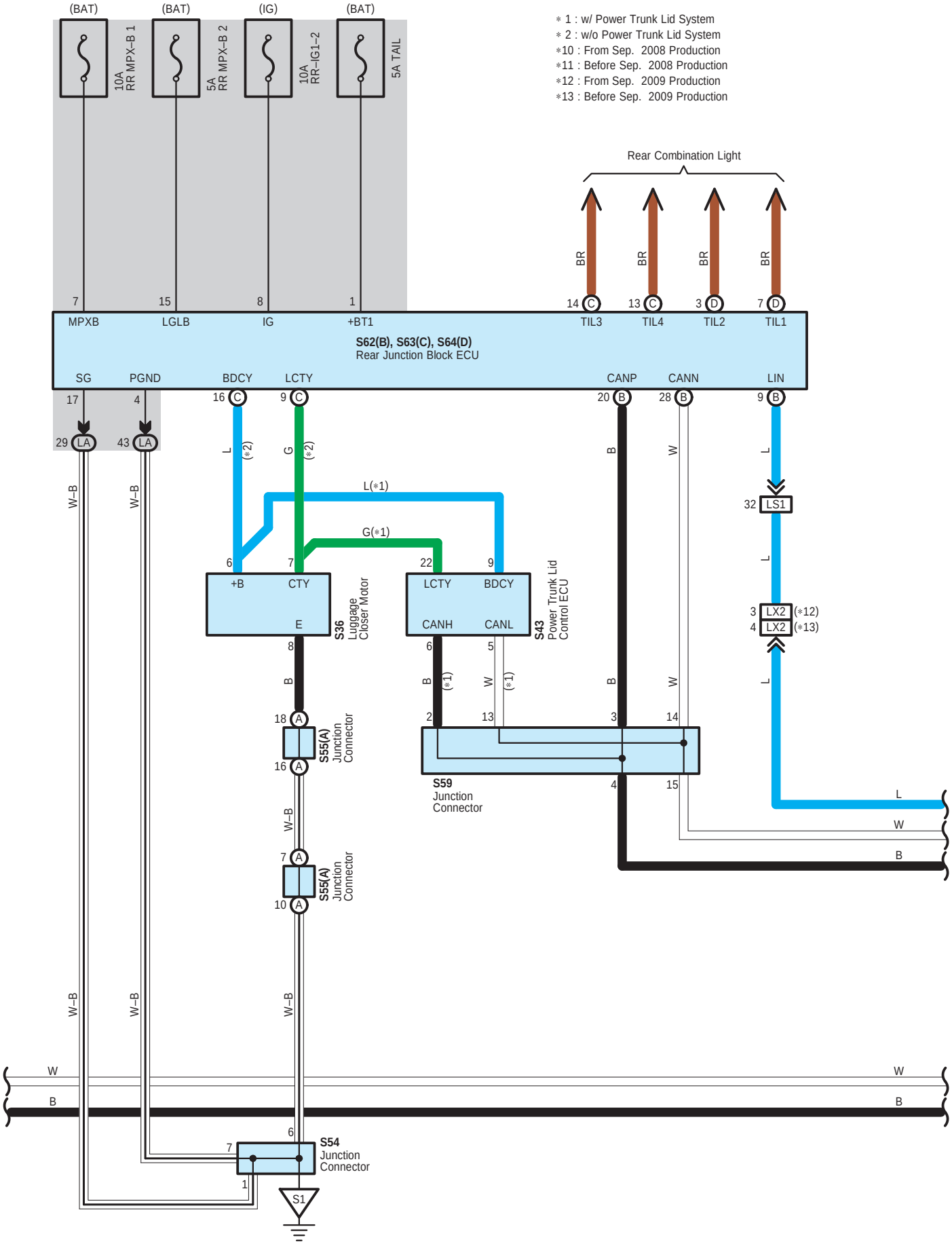
(BAT)
(BAT)
(IG)
(BAT)
10A RR MPX-B 1
5A RR MPX-B 2
10A RR-IG1-2
5A TAIL
∗1 : w/ Power Trunk Lid System
∗2 : w/o Power Trunk Lid System
∗10 : From Sep. 2008 Production
∗11 : Before Sep. 2008 Production
∗12 : From Sep. 2009 Production
∗13 : Before Sep. 2009 Production
Rear Combination Light
MPXB
LGLB
IG
+BT1
TIL3
TIL4
TIL2
TIL1
S62(B), S63(C), S64(D)
Rear Junction Block ECU
SG
PGND
BDCY
LCTY
CANP
CANN
LIN
L(∗1)
G(∗1)
+B
CTY
E
S36 Luggage Closer Motor
LCTY
BDCY
CANH
CANL
S43 Power Trunk Lid Control ECU
S55(A) Junction Connector
S59 Junction Connector
S54 Junction Connector
S1
LS1
LX2 (∗12)
LX2 (∗13)

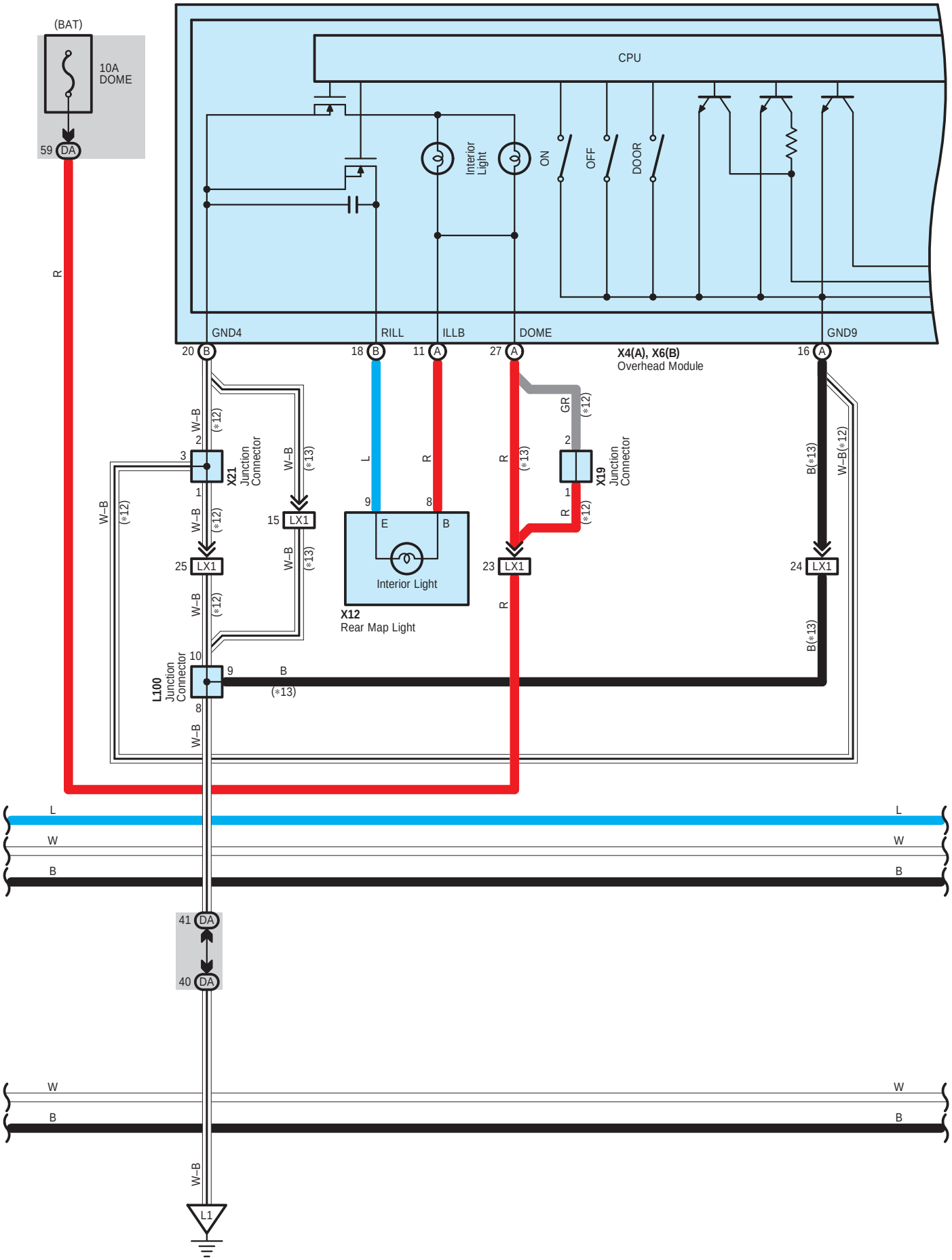
(BAT)
10A
DOME
59 DA
R
CPU
Interior Light
ON
OFF
DOOR
GND4
RILL
ILLB
DOME
GND9
20 B
18 B
11 A
27 A
16 A
X4(A), X6(B)
Overhead Module
W–B
(*12)
2
3
X21
Junction Connector
1
W–B
(*12)
W–B
(*13)
L
R
R
(*13)
GR
(*12)
2
X19
Junction Connector
1
R
(*12)
B(*13)
W–B(*12)
15 LX1
9
8
E
B
Interior Light
X12
Rear Map Light
25 LX1
23 LX1
24 LX1
W–B
(*12)
W–B
(*13)
R
B(*13)
10
L100
Junction Connector
9
8
B
(*13)
W–B
L
W
B
41 DA
40 DA
W
B
W–B
L1

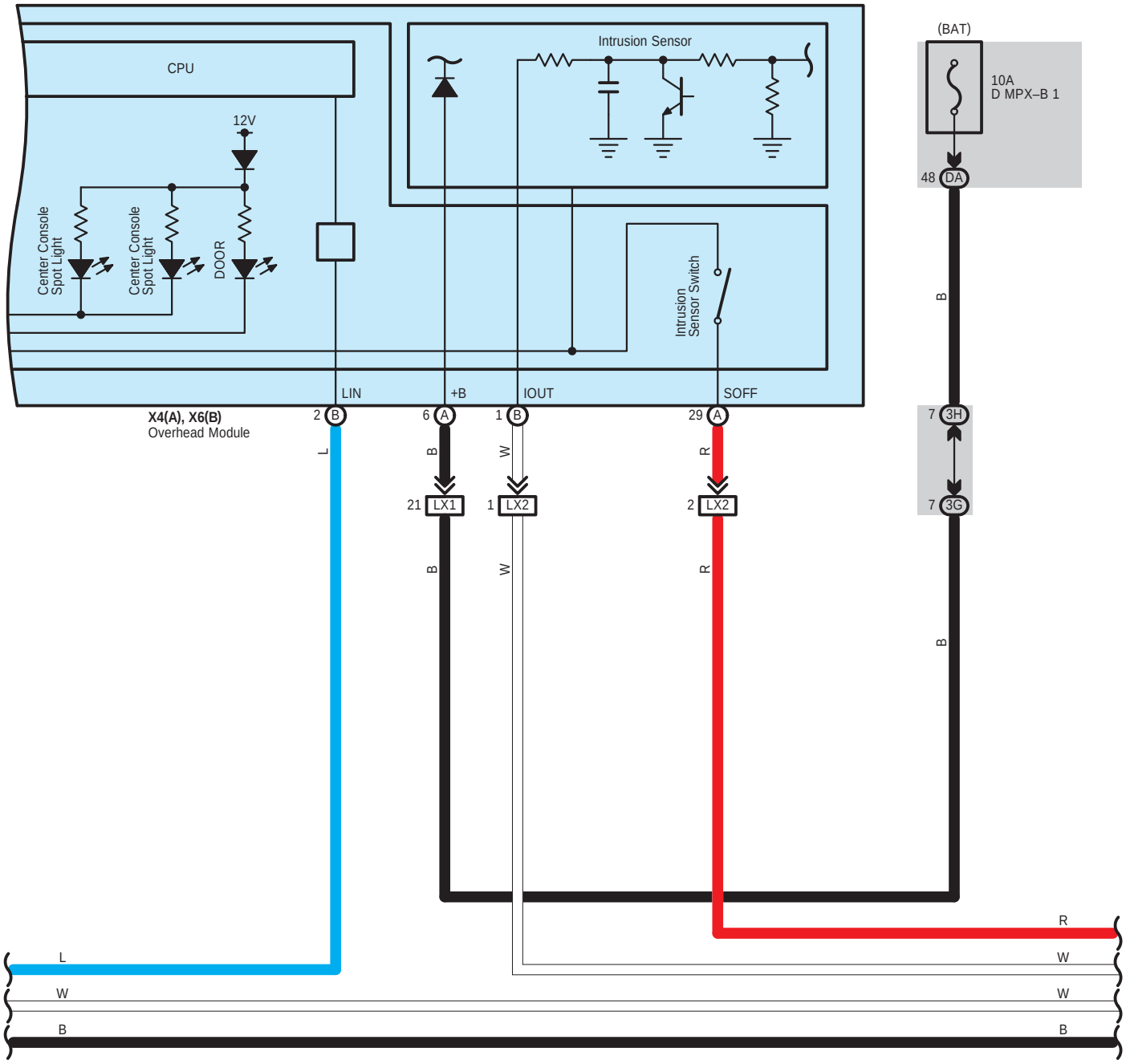

∗12 : From Sep. 2009 Production
∗13 : Before Sep. 2009 Production

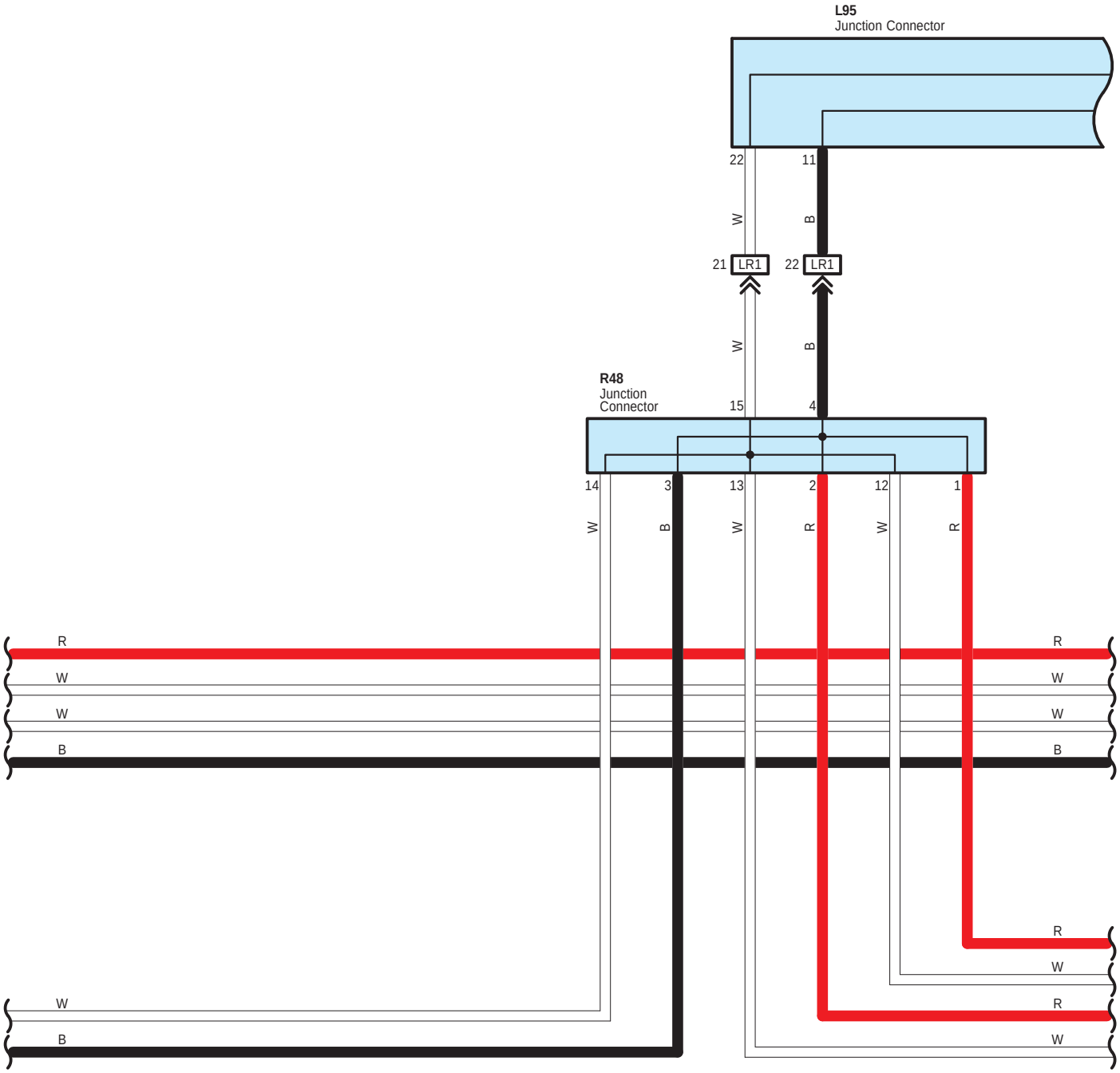
L95
Junction Connector
22
11
W
B
21
LR1
22
LR1
W
B
R48
Junction
Connector
15
4
14
3
13
2
12
1
W
B
W
R
W
R
R
W
W
B
R
W
W
B
R
W
R
W

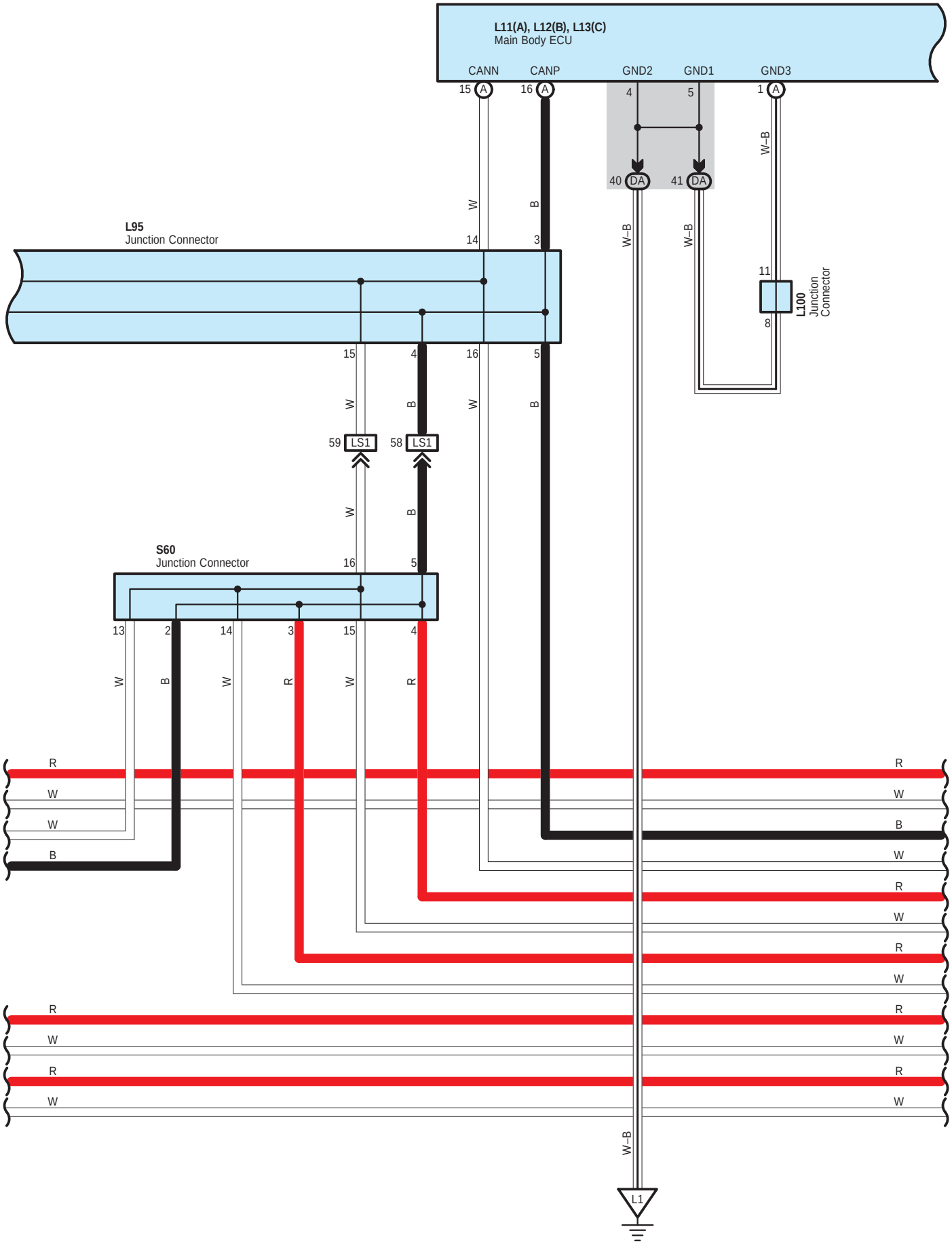
L11(A), L12(B), L13(C)
Main Body ECU
CANN
CANP
GND2
GND1
GND3
15 A
16 A
4
5
1 A
40 DA
41 DA
W–B
W
B
L95
Junction Connector
14
3
11
L100
Junction Connector
8
15
4
16
5
59 LS1
58 LS1
S60
Junction Connector
16
5
13
2
14
3
15
4
R
W
B
L1

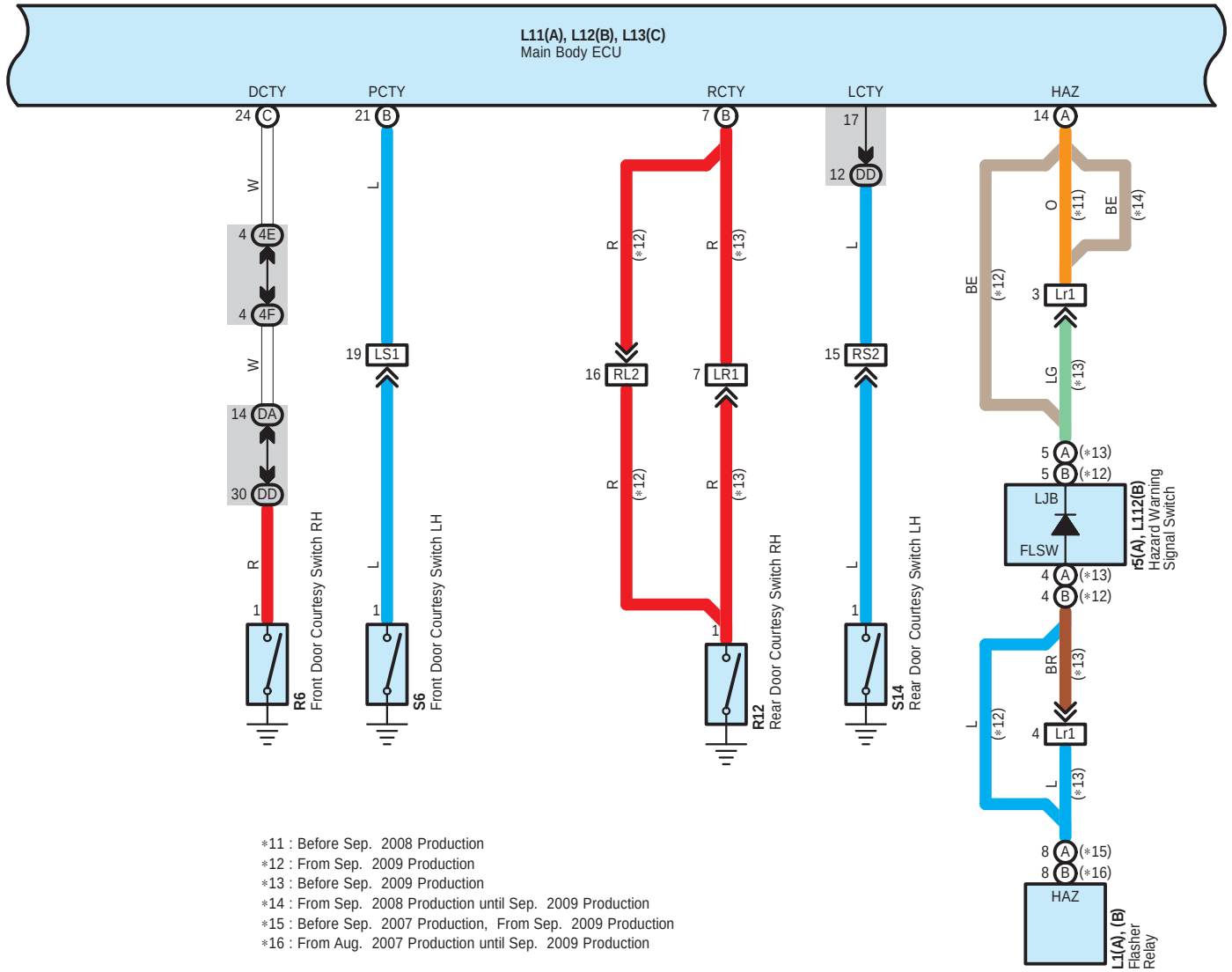
L11(A), L12(B), L13(C)
Main Body ECU
DCTY
PCTY
RCTY
LCTY
HAZ
24 C
21 B
7 B
17
12 DD
14 A
W
L
R (*12)
R (*13)
L
O (*11)
BE (*14)
4 4E
4 4F
19 LS1
16 RL2
7 LR1
15 RS2
3 Lr1
BE (*12)
LG (*13)
14 DA
30 DD
5 A (*13)
5 B (*12)
LJB
FLSW
r5(A), L112(B)
Hazard Warning
Signal Switch
4 A (*13)
4 B (*12)
R
1
R6
Front Door Courtesy Switch RH
S6
Front Door Courtesy Switch LH
R12
Rear Door Courtesy Switch RH
S14
Rear Door Courtesy Switch LH
BR (*13)
L (*12)
4 Lr1
L (*13)
8 A (*15)
8 B (*16)
HAZ
L1(A), (B)
Flasher
Relay
*11 : Before Sep. 2008 Production
*12 : From Sep. 2009 Production
*13 : Before Sep. 2009 Production
*14 : From Sep. 2008 Production until Sep. 2009 Production
*15 : Before Sep. 2007 Production, From Sep. 2009 Production
*16 : From Aug. 2007 Production until Sep. 2009 Production


R
W
B
W
R
W
R
W
R
W
R
W
R
W

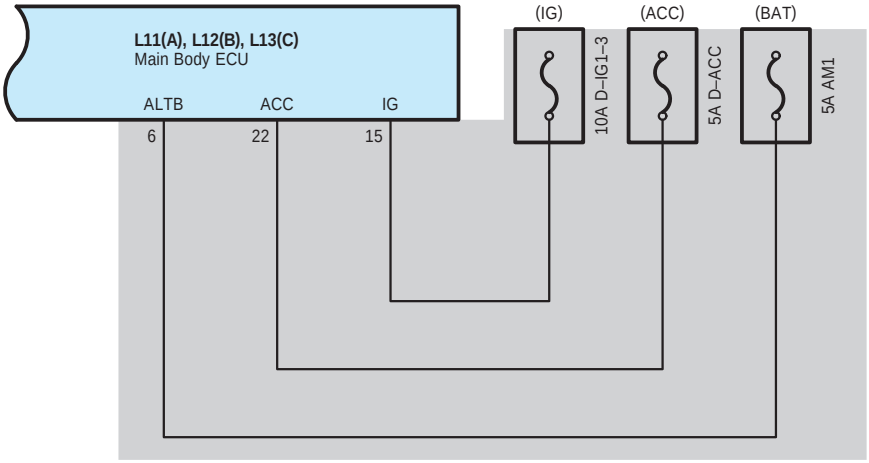
L11(A), L12(B), L13(C)
Main Body ECU
ALTB
ACC
IG
6
22
15
(IG)
(ACC)
(BAT)
10A D–IG1–3
5A D–ACC
5A AM1


R
W
B
W
R
W
R
W
R
W
R
W
R
W

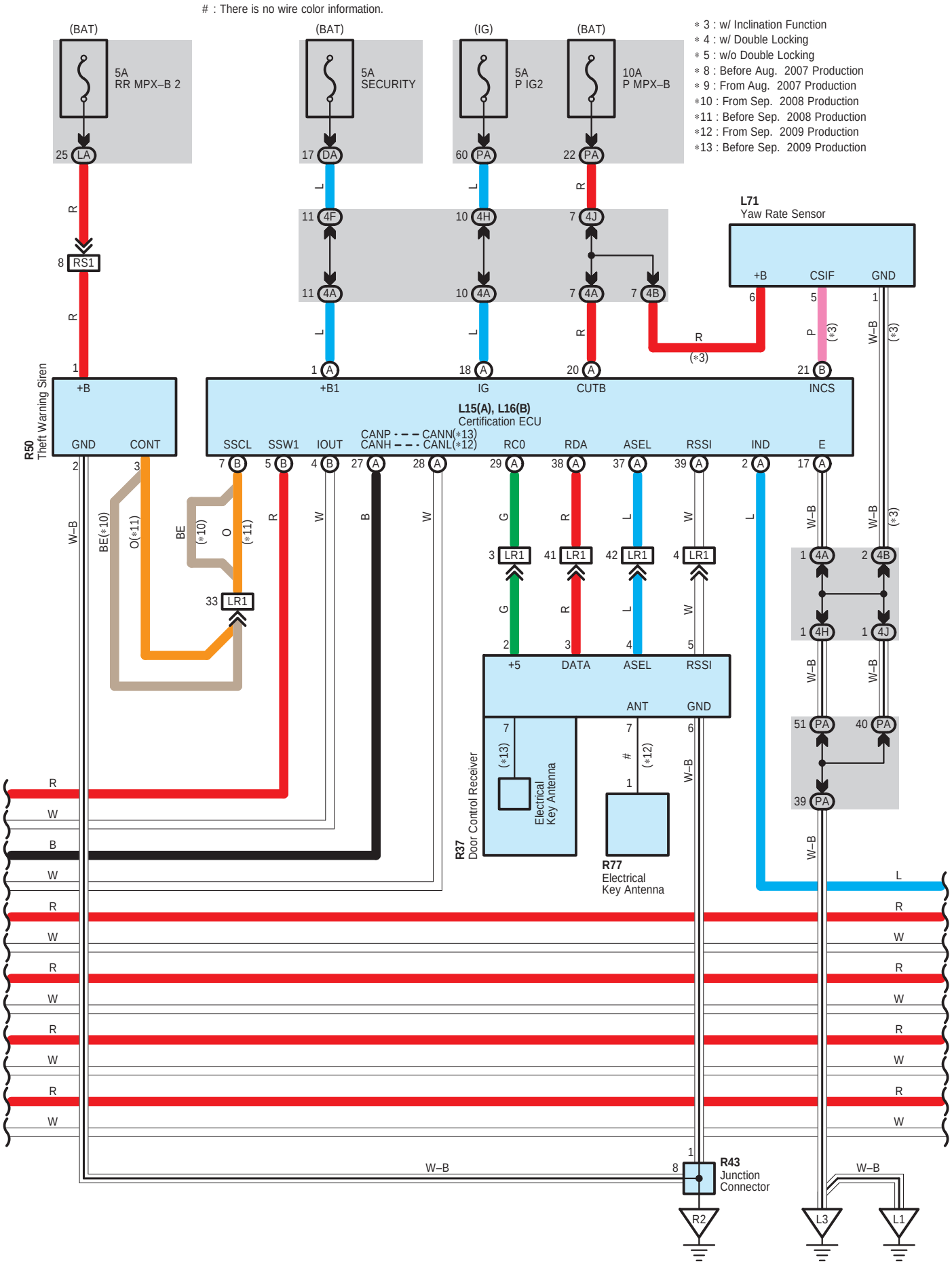
: There is no wire color information.
(BAT)
5A
RR MPX–B 2
25 LA
(BAT)
5A
SECURITY
17 DA
(IG)
5A
P IG2
60 PA
(BAT)
10A
P MPX–B
22 PA
∗ 3 : w/ Inclination Function
∗ 4 : w/ Double Locking
∗ 5 : w/o Double Locking
∗ 8 : Before Aug. 2007 Production
∗ 9 : From Aug. 2007 Production
∗10 : From Sep. 2008 Production
∗11 : Before Sep. 2008 Production
∗12 : From Sep. 2009 Production
∗13 : Before Sep. 2009 Production
L71
Yaw Rate Sensor
+B
CSIF
GND
R50
Theft Warning Siren
+B
GND
CONT
L15(A), L16(B)
Certification ECU
+B1
IG
CUTB
INCS
SSCL
SSW1
IOUT
CANP
CANN(∗13)
CANH
CANL(∗12)
RC0
RDA
ASEL
RSSI
IND
E
LR1
+5
DATA
ASEL
RSSI
ANT
GND
R37
Door Control Receiver
Electrical
Key Antenna
R77
Electrical
Key Antenna
R43
Junction
Connector
R2
L3
L1

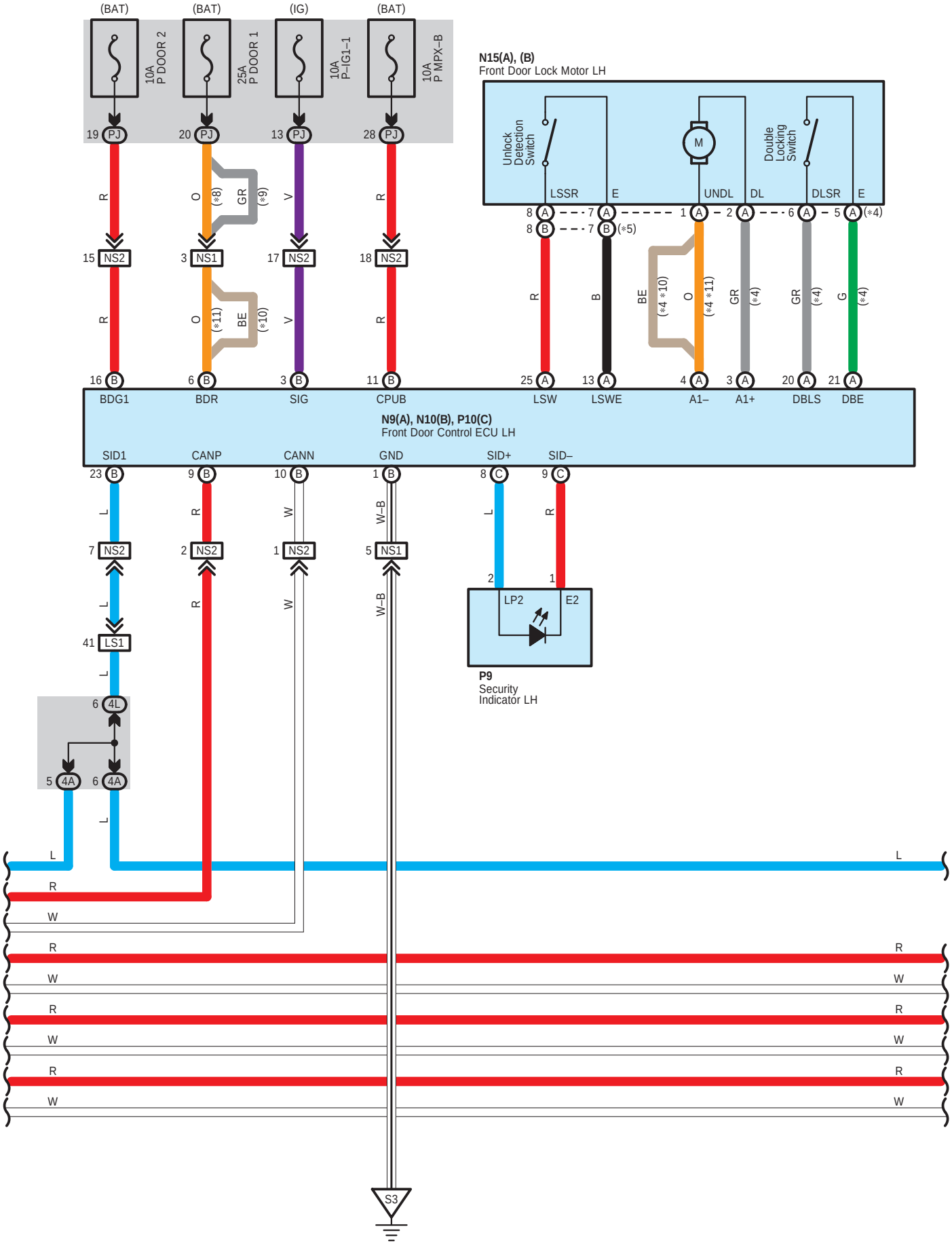
(BAT)
(BAT)
(IG)
(BAT)
10A P DOOR 2
25A P DOOR 1
10A P–IG1–1
10A P MPX–B
19 PJ
20 PJ
13 PJ
28 PJ
N15(A), (B)
Front Door Lock Motor LH
Unlock Detection Switch
M
Double Locking Switch
LSSR
E
UNDL
DL
DLSR
E
15 NS2
3 NS1
17 NS2
18 NS2
16 B
6 B
3 B
11 B
25 A
13 A
4 A
3 A
20 A
21 A
BDG1
BDR
SIG
CPUB
LSW
LSWE
A1–
A1+
DBLS
DBE
N9(A), N10(B), P10(C)
Front Door Control ECU LH
SID1
CANP
CANN
GND
SID+
SID–
23 B
9 B
10 B
1 B
8 C
9 C
7 NS2
2 NS2
1 NS2
5 NS1
41 LS1
6 4L
5 4A
6 4A
LP2
E2
P9
Security Indicator LH
S3

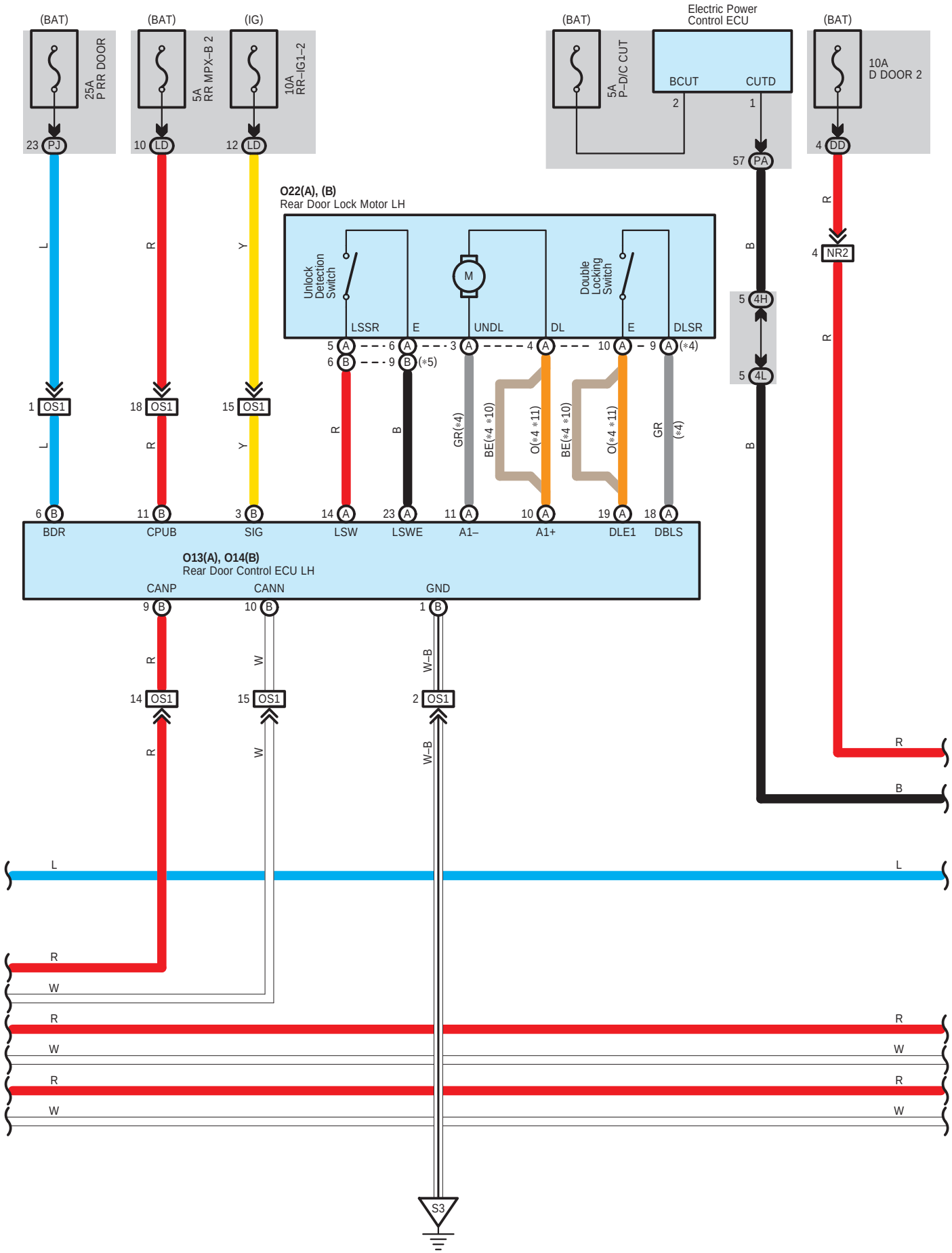
(BAT)
25A
P RR DOOR
23 PJ
(BAT)
5A
RR MPX–B 2
10 LD
(IG)
10A
RR–IG1–2
12 LD
(BAT)
5A
P–D/C CUT
Electric Power
Control ECU
BCUT
CUTD
2
1
57 PA
(BAT)
10A
D DOOR 2
4 DD
O22(A), (B)
Rear Door Lock Motor LH
Unlock
Detection
Switch
M
Double
Locking
Switch
LSSR
E
UNDL
DL
E
DLSR
5 A
6 A
3 A
4 A
10 A
9 A (*4)
6 B
9 B (*5)
4 NR2
5 4H
5 4L
1 OS1
18 OS1
15 OS1
GR(*4)
BE(*4 *10)
O(*4 *11)
BE(*4 *10)
O(*4 *11)
GR
(*4)
6 B
11 B
3 B
14 A
23 A
11 A
10 A
19 A
18 A
BDR
CPUB
SIG
LSW
LSWE
A1–
A1+
DLE1
DBLS
O13(A), O14(B)
Rear Door Control ECU LH
CANP
CANN
GND
9 B
10 B
1 B
14 OS1
15 OS1
2 OS1
S3

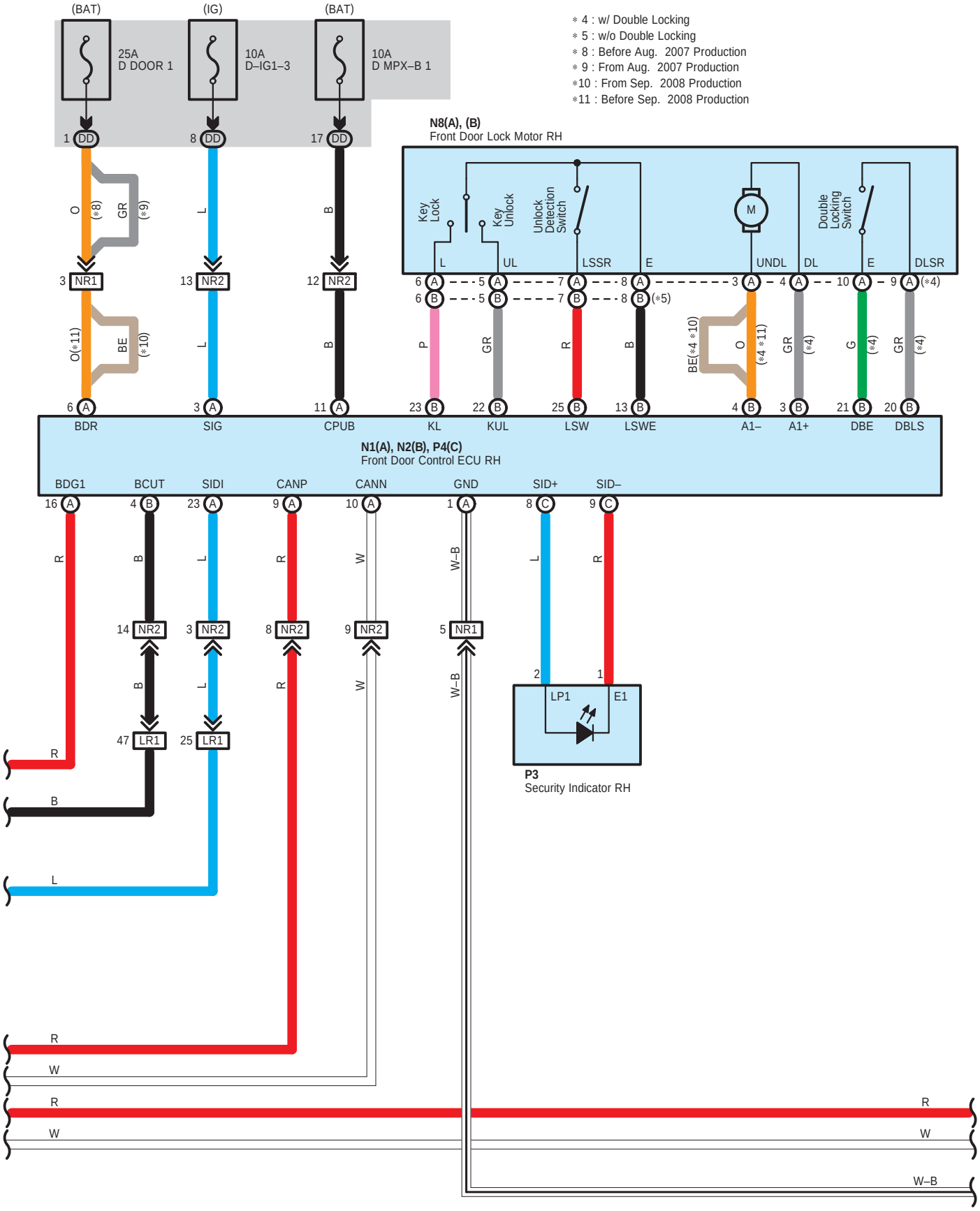
(BAT)
(IG)
(BAT)
25A
D DOOR 1
10A
D–IG1–3
10A
D MPX–B 1
∗ 4 : w/ Double Locking
∗ 5 : w/o Double Locking
∗ 8 : Before Aug. 2007 Production
∗ 9 : From Aug. 2007 Production
∗10 : From Sep. 2008 Production
∗11 : Before Sep. 2008 Production
N8(A), (B)
Front Door Lock Motor RH
Key Lock
Key Unlock
Unlock Detection Switch
Double Locking Switch
L
UL
LSSR
E
UNDL
DL
E
DLSR
BDR
SIG
CPUB
KL
KUL
LSW
LSWE
A1–
A1+
DBE
DBLS
N1(A), N2(B), P4(C)
Front Door Control ECU RH
BDG1
BCUT
SIDI
CANP
CANN
GND
SID+
SID–
P3
Security Indicator RH
LP1
E1

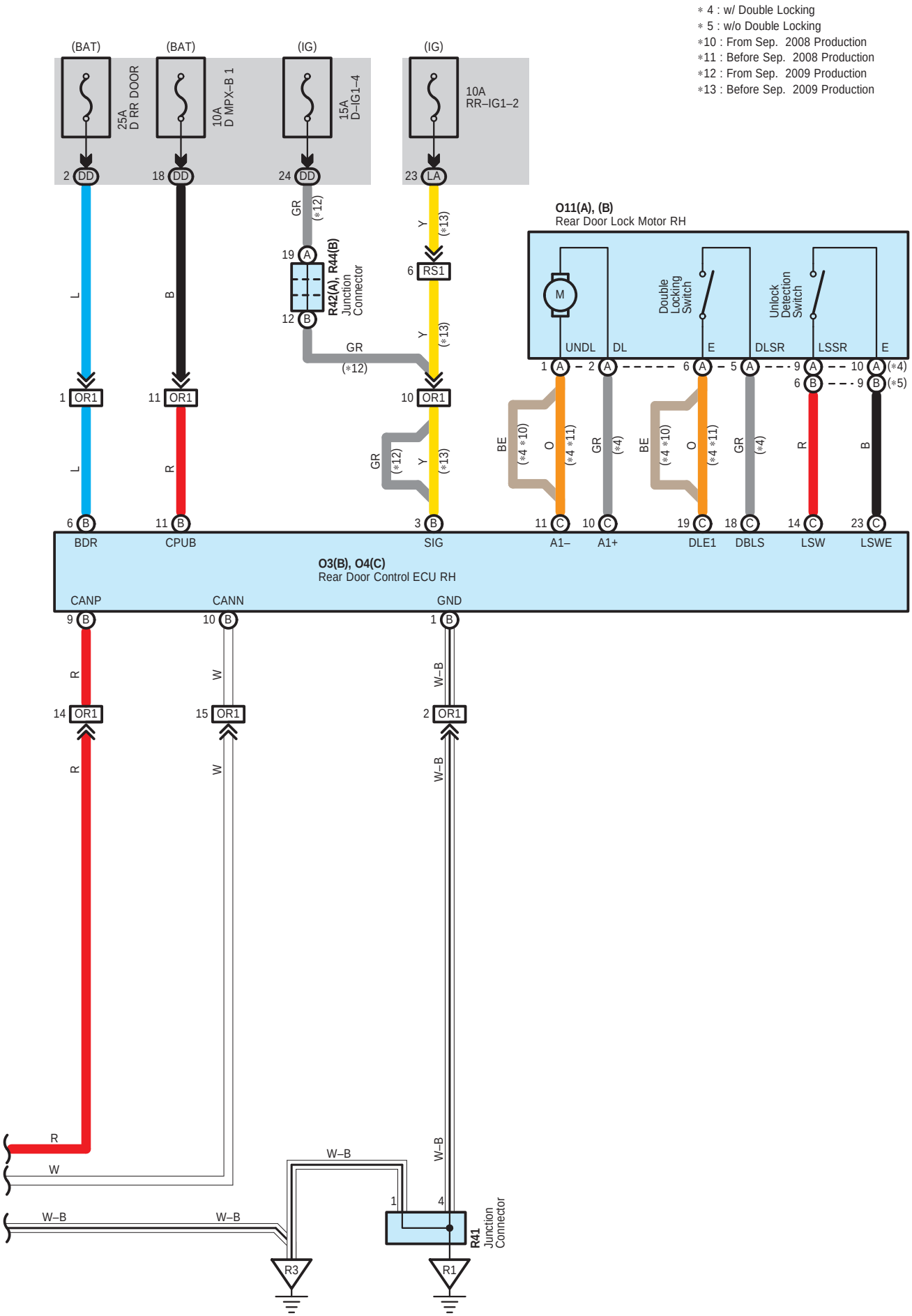
∗ 4 : w/ Double Locking
∗ 5 : w/o Double Locking
∗10 : From Sep. 2008 Production
∗11 : Before Sep. 2008 Production
∗12 : From Sep. 2009 Production
∗13 : Before Sep. 2009 Production
(BAT)
(BAT)
(IG)
(IG)
25A D RR DOOR
10A D MPX–B 1
15A D–IG1–4
10A RR–IG1–2
2 DD
18 DD
24 DD
23 LA
GR (∗12)
Y (∗13)
19 A
12 B
R42(A), R44(B) Junction Connector
6 RS1
GR (∗12)
Y (∗13)
1 OR1
11 OR1
10 OR1
L
B
L
R
GR (∗12)
Y (∗13)
O11(A), (B)
Rear Door Lock Motor RH
M
Double Locking Switch
Unlock Detection Switch
UNDL
DL
E
DLSR
LSSR
E
1 A
2 A
6 A
5 A
9 A
10 A (∗4)
6 B
9 B (∗5)
BE (∗4 ∗10)
O (∗4 ∗11)
GR (∗4)
BE (∗4 ∗10)
O (∗4 ∗11)
GR (∗4)
R
B
6 B
11 B
3 B
11 C
10 C
19 C
18 C
14 C
23 C
BDR
CPUB
SIG
A1–
A1+
DLE1
DBLS
LSW
LSWE
O3(B), O4(C)
Rear Door Control ECU RH
CANP
CANN
GND
9 B
10 B
1 B
R
W
W–B
14 OR1
15 OR1
2 OR1
R
W
W–B
R
W
W–B
W–B
W–B
W–B
1
4
R41 Junction Connector
R3
R1

A 29
Black

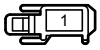

A 50
White

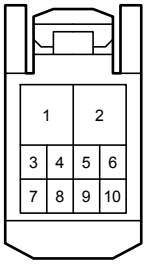

A 52
White

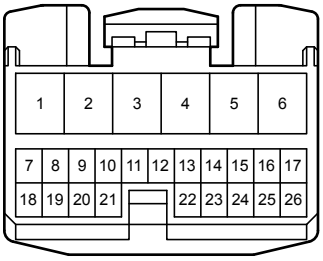

A 63
Black

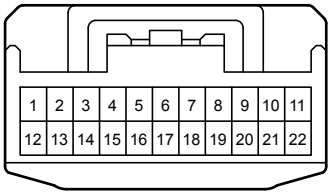

A 64
Black

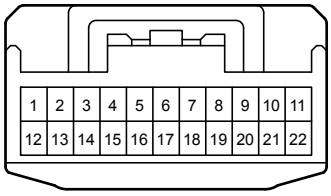

B 6
Gray

B 7
Black

B 10
Black

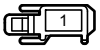

B 14
White

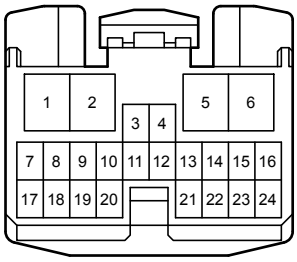

L 1
Gray

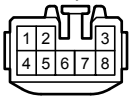

(Before Aug. 2007 Production, From Sep. 2009 Production)

L 1
Gray

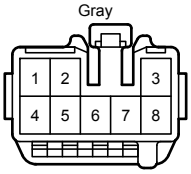

(From Aug. 2007 Production until Sep. 2009 Production)

L 11
White

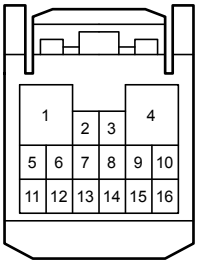

L 12
White

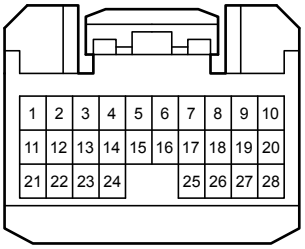

L 13
White

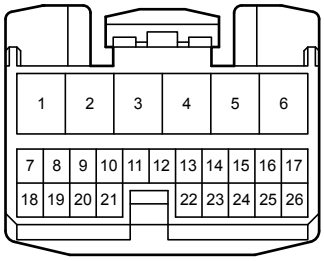

L 15
White

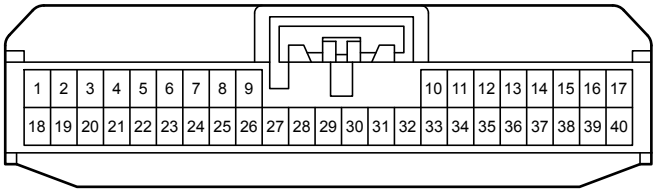

L 16
White

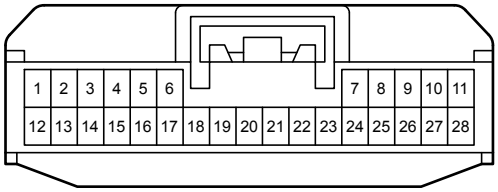

L 71
Black



L 95
Gray

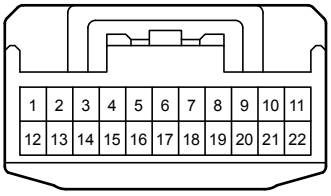

L100
Blue

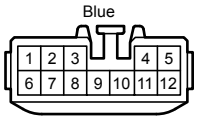

L112
White

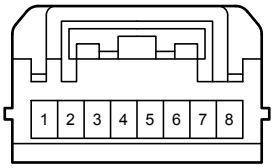

N 1
White

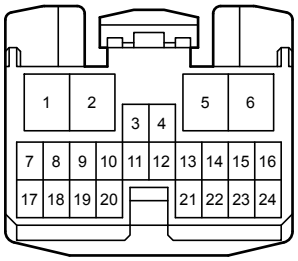

N 2
White

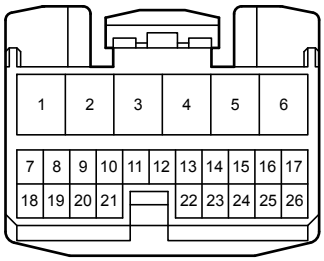

N 8
White

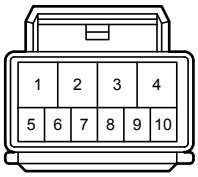

N 9
White

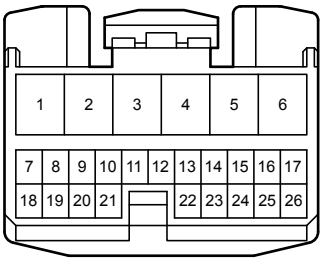

N 10
White

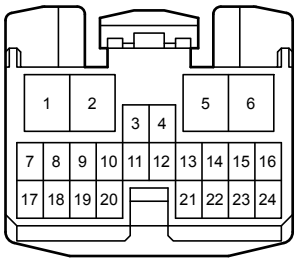

N 15
White

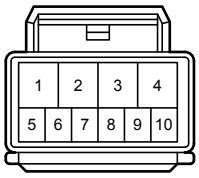

O 3
White

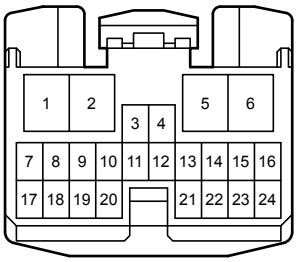

O 4
White

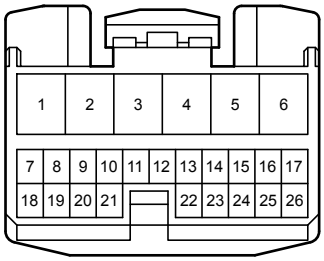

O 11
White

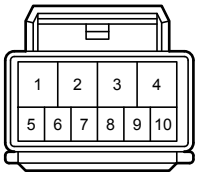

O 13
White

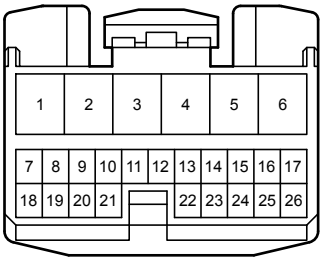

O 14
White

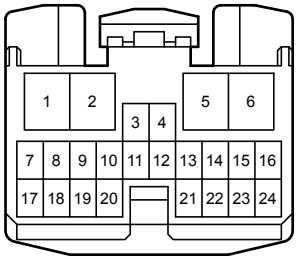

O 22
White

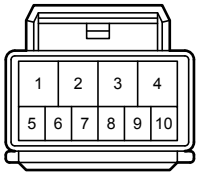

P 3
White

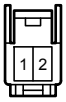

P 4
White

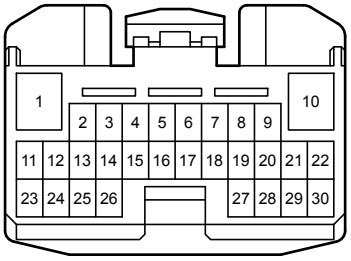

P 9
White

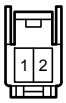

P 10
White

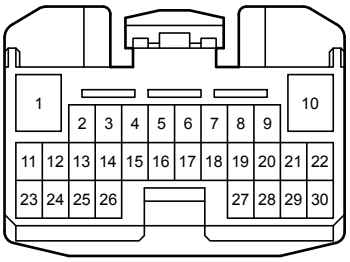

R 6
White

R 12
White

R 37
White

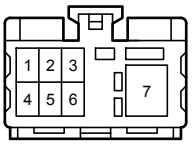

R 41
White

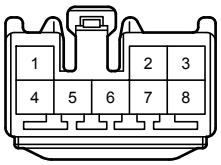

R 42
Black

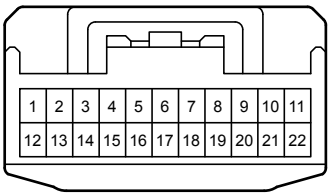

R 43
White

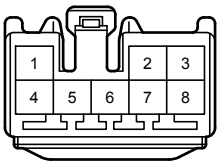

R 44
Black

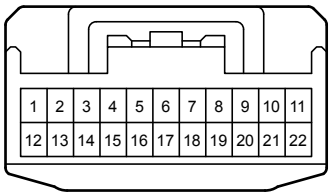

R 48
Black

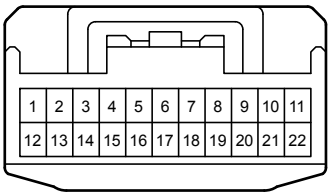

R 50
Black

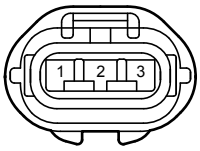

R 65
Dark Gray

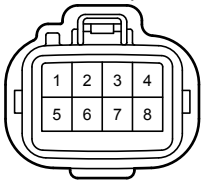

R 77
Gray

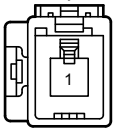

S 6
White

S 14
White

S 36
White

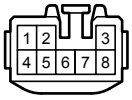

S 43
White

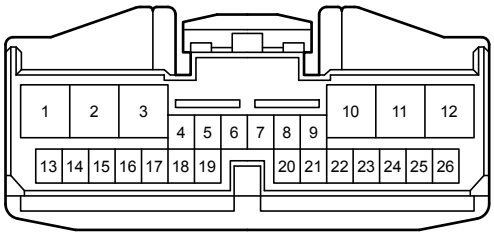

S 54
White

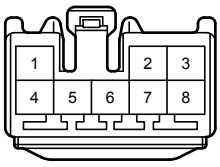

S 55
White

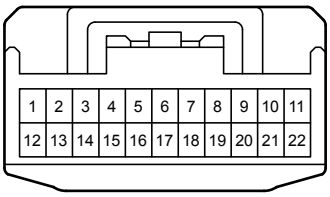

S 59
Black

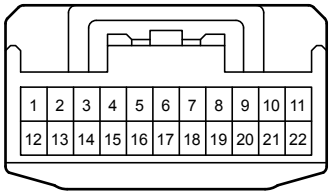

S 60
Black

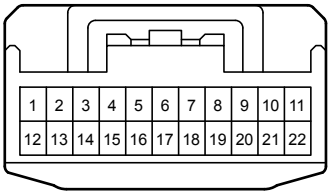

S 62
White

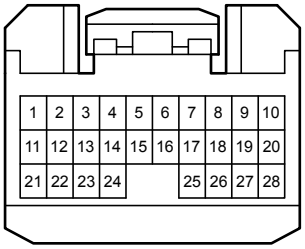

S 63
White

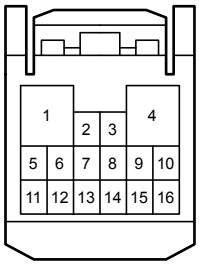

S 64
White

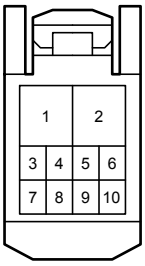

X 4
White

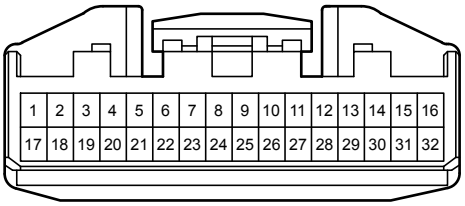

X 6
White

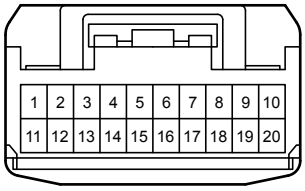

X 12
White

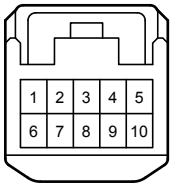

X 19
Black

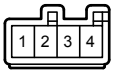

X 21
Black

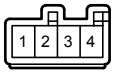

r 5
White

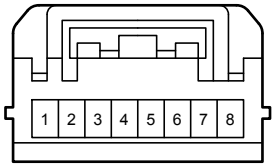

1K

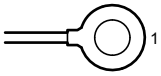

2A
Black

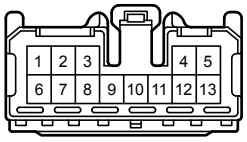

2C
White

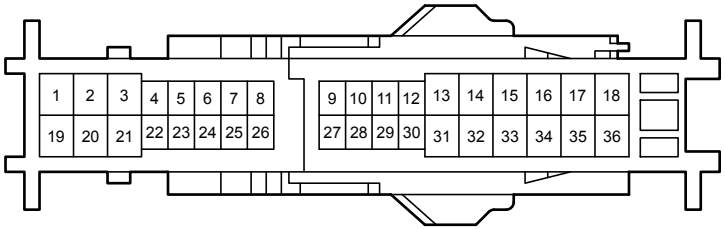

2E
Black

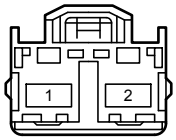

2G
Black

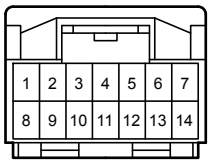

3G
White

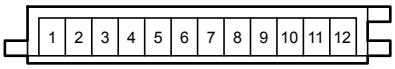

3H
Gray

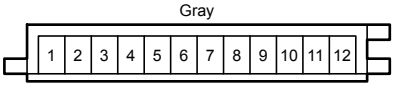

4A
White

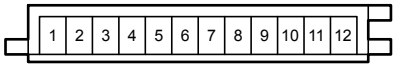

4B
Gray

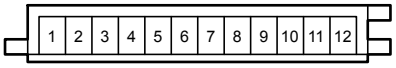

4E
White

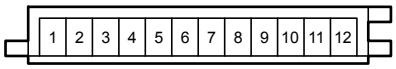

4F
Gray

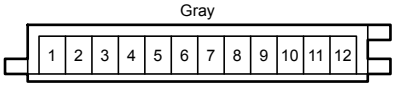

4H
Gray

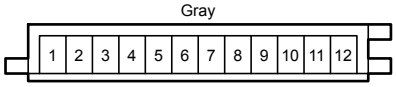

4J
Gray

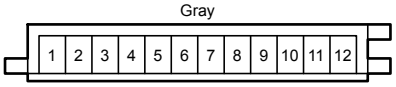

4L
Gray

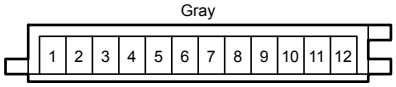

DA
White

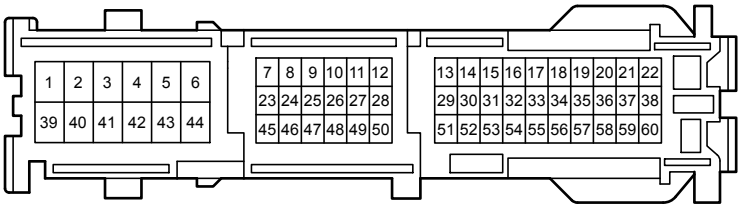

DD
Gray

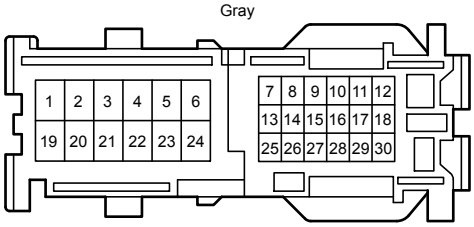

LA
White

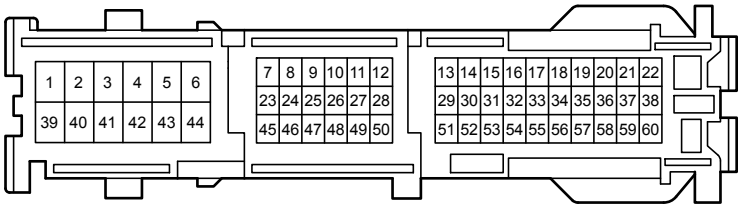

LD
Gray

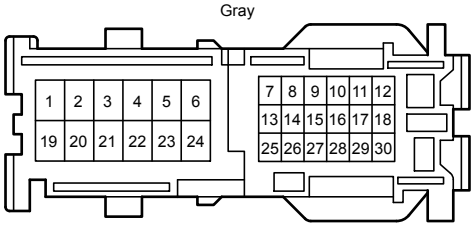

PA
White

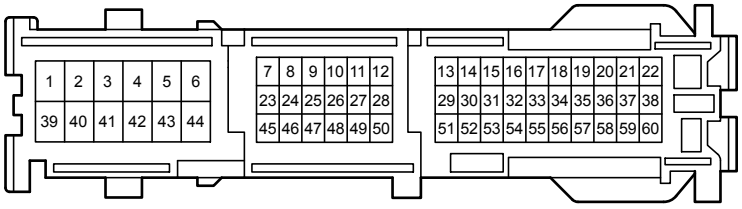

PJ
Gray

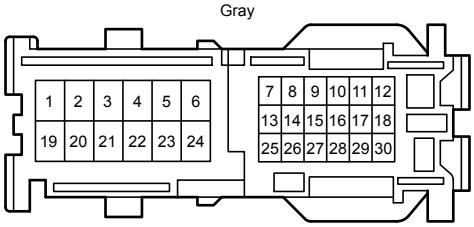

AR1
White

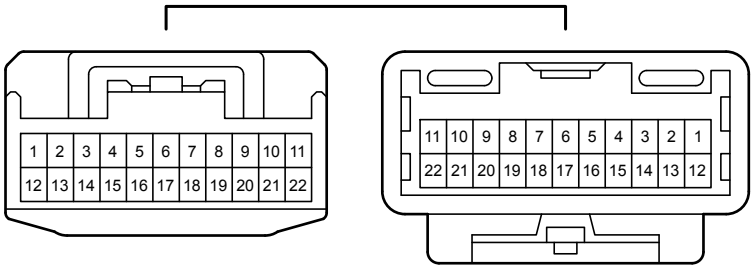

LR1
White

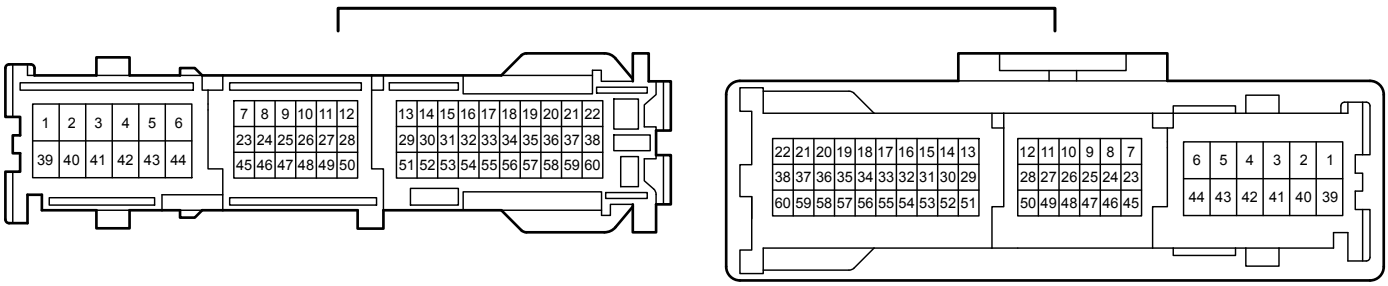

LS1
White

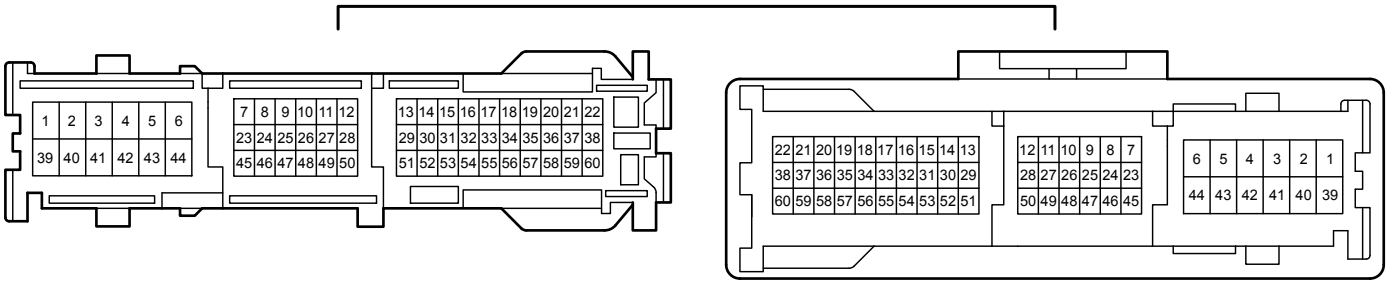

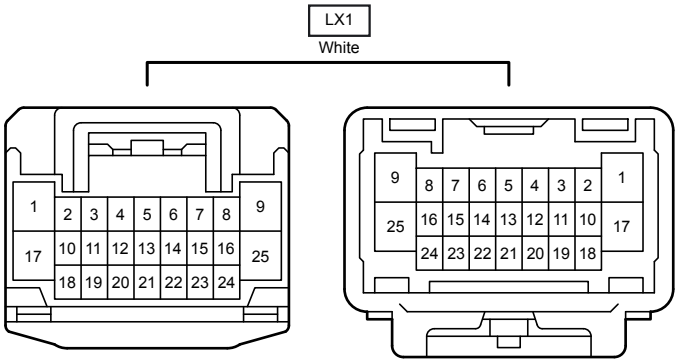
LX1
White
1 2 3 4 5 6 7 8 9
10 11 12 13 14 15 16
17 25
18 19 20 21 22 23 24
9 8 7 6 5 4 3 2 1
16 15 14 13 12 11 10
25 17
24 23 22 21 20 19 18

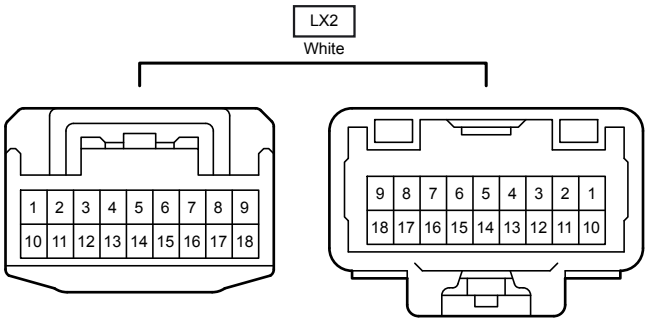
LX2
White
1 2 3 4 5 6 7 8 9
10 11 12 13 14 15 16 17 18
9 8 7 6 5 4 3 2 1
18 17 16 15 14 13 12 11 10

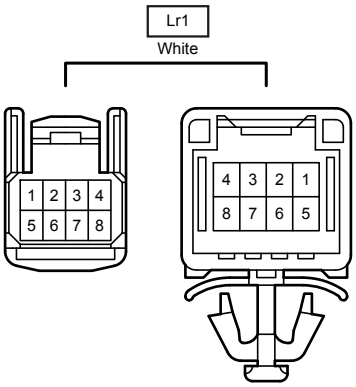
Lr1
White
1 2 3 4
5 6 7 8
4 3 2 1
8 7 6 5

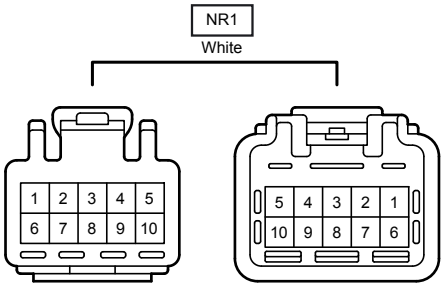
NR1
White
1 2 3 4 5
6 7 8 9 10
5 4 3 2 1
10 9 8 7 6

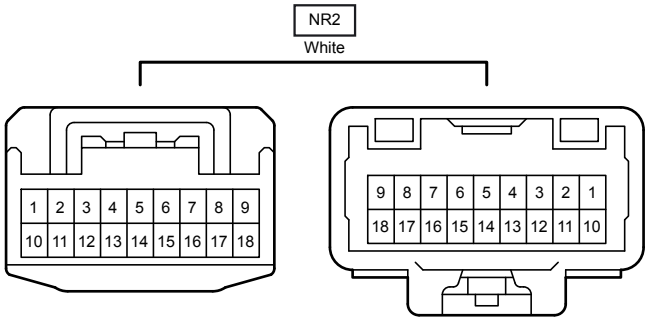
NR2
White
1 2 3 4 5 6 7 8 9
10 11 12 13 14 15 16 17 18
9 8 7 6 5 4 3 2 1
18 17 16 15 14 13 12 11 10

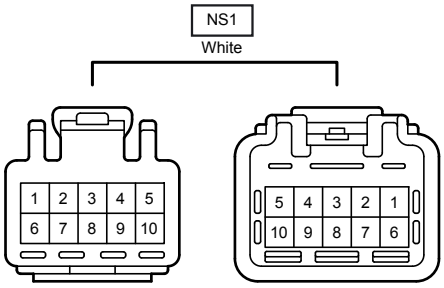
NS1
White
1 2 3 4 5
6 7 8 9 10
5 4 3 2 1
10 9 8 7 6

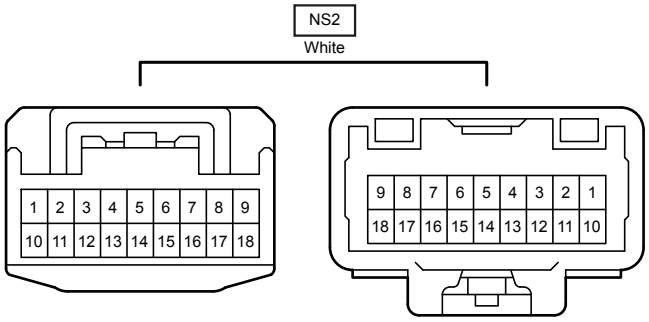
NS2
White
1 2 3 4 5 6 7 8 9
10 11 12 13 14 15 16 17 18
9 8 7 6 5 4 3 2 1
18 17 16 15 14 13 12 11 10

OR1
White

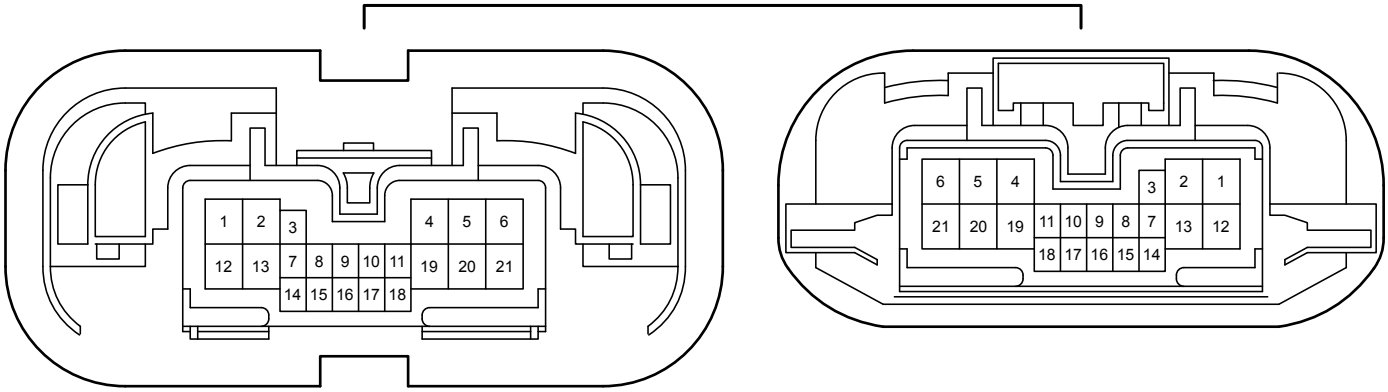

OS1
White

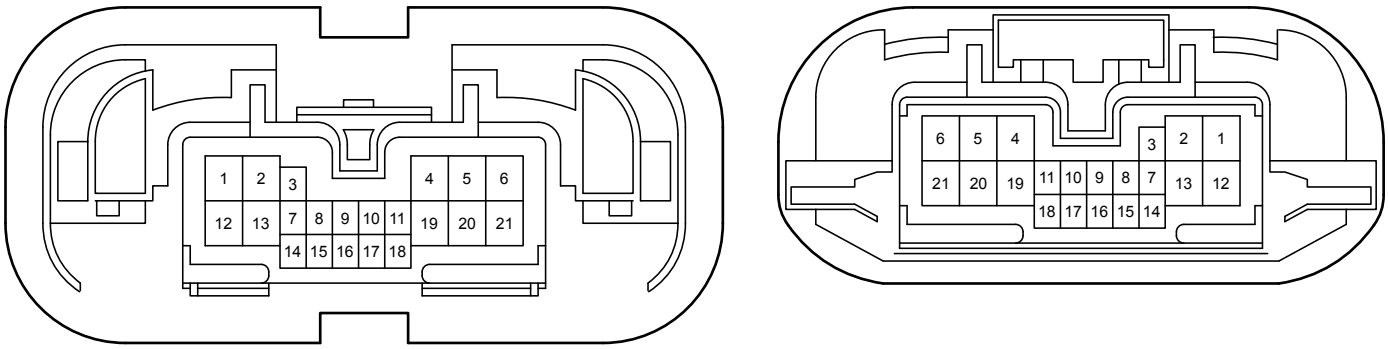

RL2
White

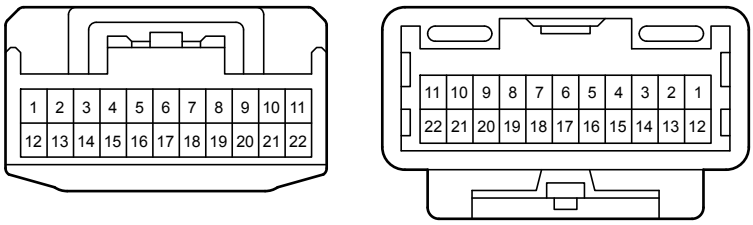

RS1
White

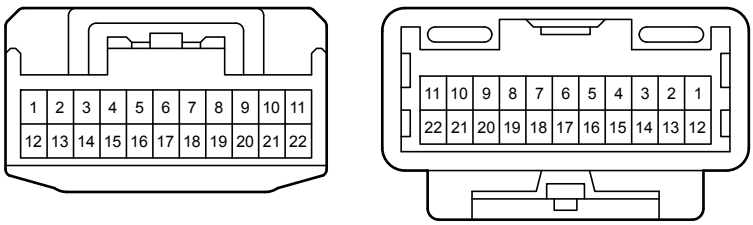

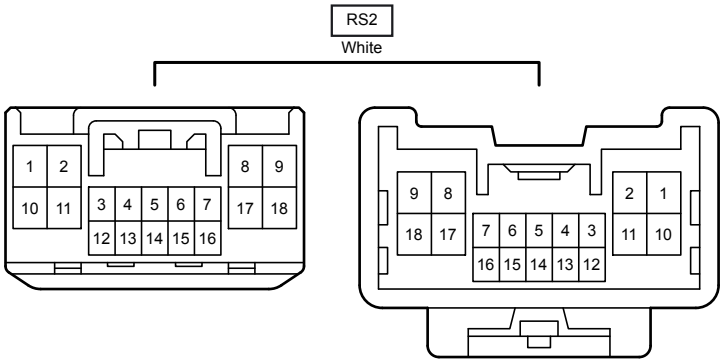
RS2
White
1
2
10
11
3
4
5
6
7
12
13
14
15
16
8
9
17
18
9
8
18
17
7
6
5
4
3
16
15
14
13
12
2
1
11
10