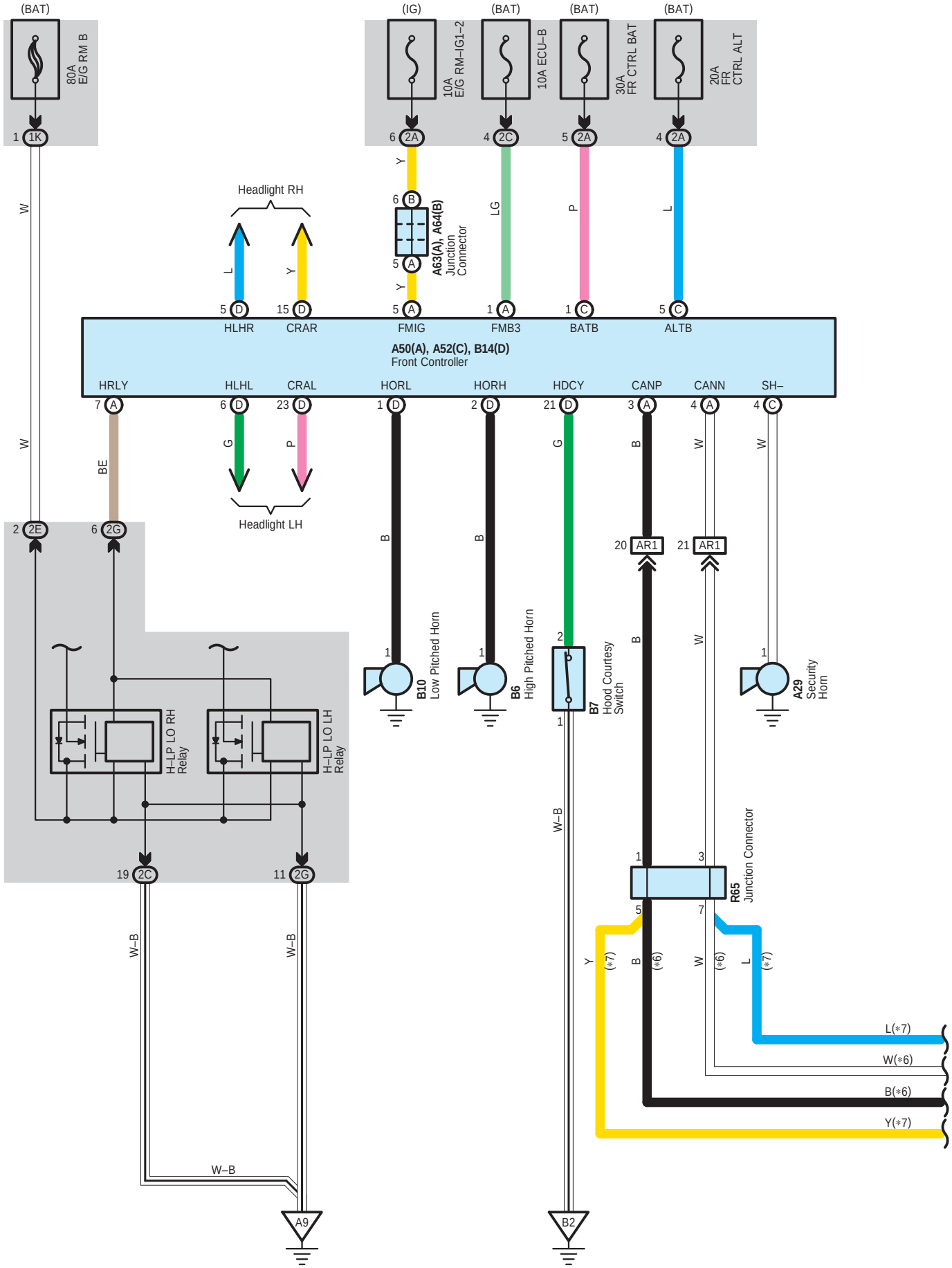
(BAT)
80A
E/G RM B
(IG)
10A
E/G RM–IG1–2
(BAT)
10A ECU–B
(BAT)
30A
FR CTRL BAT
(BAT)
20A
FR
CTRL ALT
Headlight RH
A63(A), A64(B)
Junction
Connector
HLHR
CRAR
FMIG
FMB3
BATB
ALTB
A50(A), A52(C), B14(D)
Front Controller
HRLY
HLHL
CRAL
HORL
HORH
HDCY
CANP
CANN
SH–
Headlight LH
AR1
AR1
B10
Low Pitched Horn
B6
High Pitched Horn
B7
Hood Courtesy
Switch
A29
Security
Horn
H–LP LO RH
Relay
H–LP LO LH
Relay
R65
Junction Connector
L(*7)
W(*6)
B(*6)
Y(*7)
A9
B2

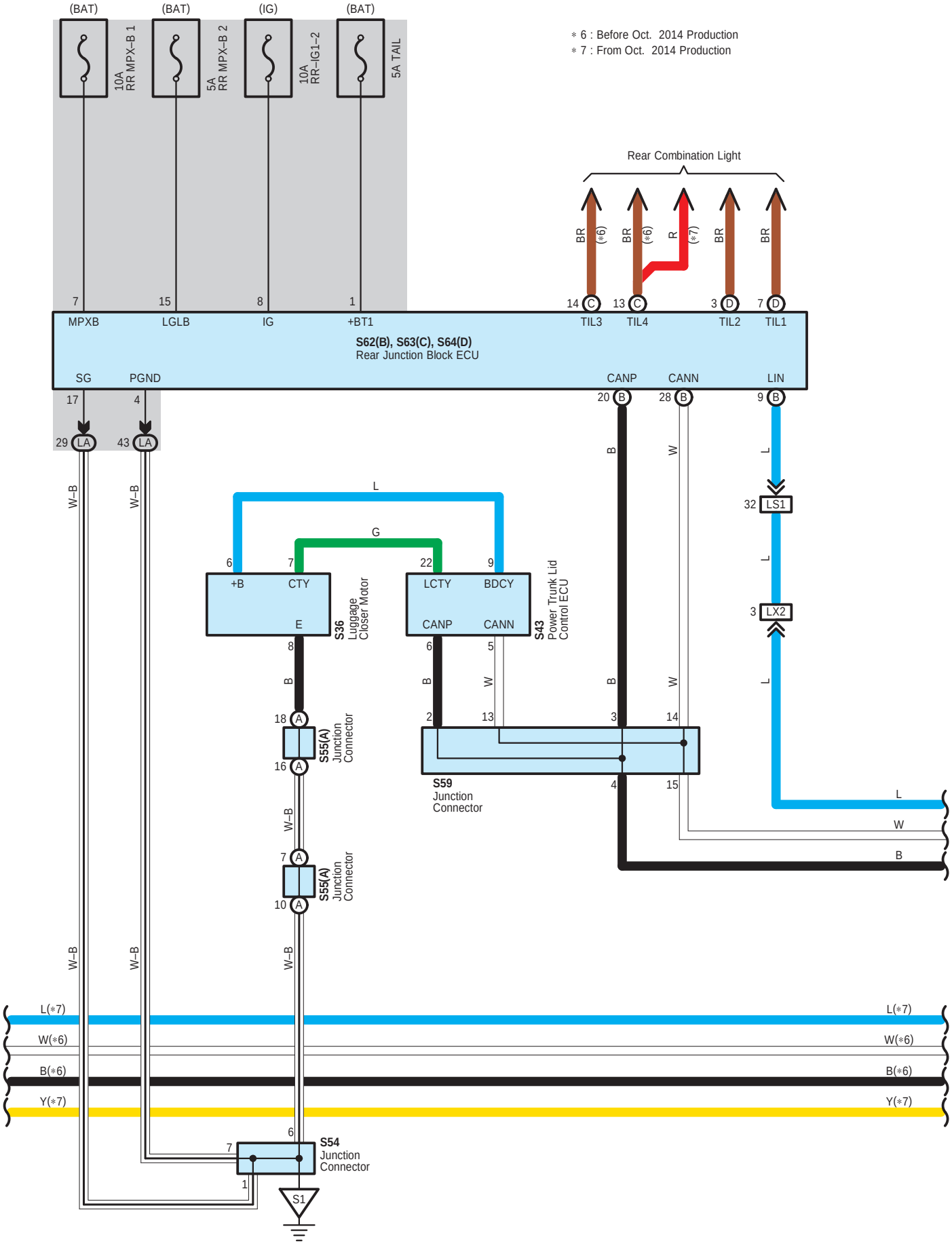
(BAT)
(BAT)
(IG)
(BAT)
10A RR MPX–B 1
5A RR MPX–B 2
10A RR–IG1–2
5A TAIL
∗ 6 : Before Oct. 2014 Production
∗ 7 : From Oct. 2014 Production
Rear Combination Light
BR (∗6)
BR (∗6)
R (∗7)
BR
BR
MPXB
LGLB
IG
+BT1
TIL3
TIL4
TIL2
TIL1
S62(B), S63(C), S64(D)
Rear Junction Block ECU
SG
PGND
CANP
CANN
LIN
LS1
LX2
+B
CTY
E
S36
Luggage Closer Motor
LCTY
BDCY
CANP
CANN
S43
Power Trunk Lid Control ECU
S55(A)
Junction Connector
S59
Junction Connector
S54
Junction Connector
S1
W–B
L(∗7)
W(∗6)
B(∗6)
Y(∗7)

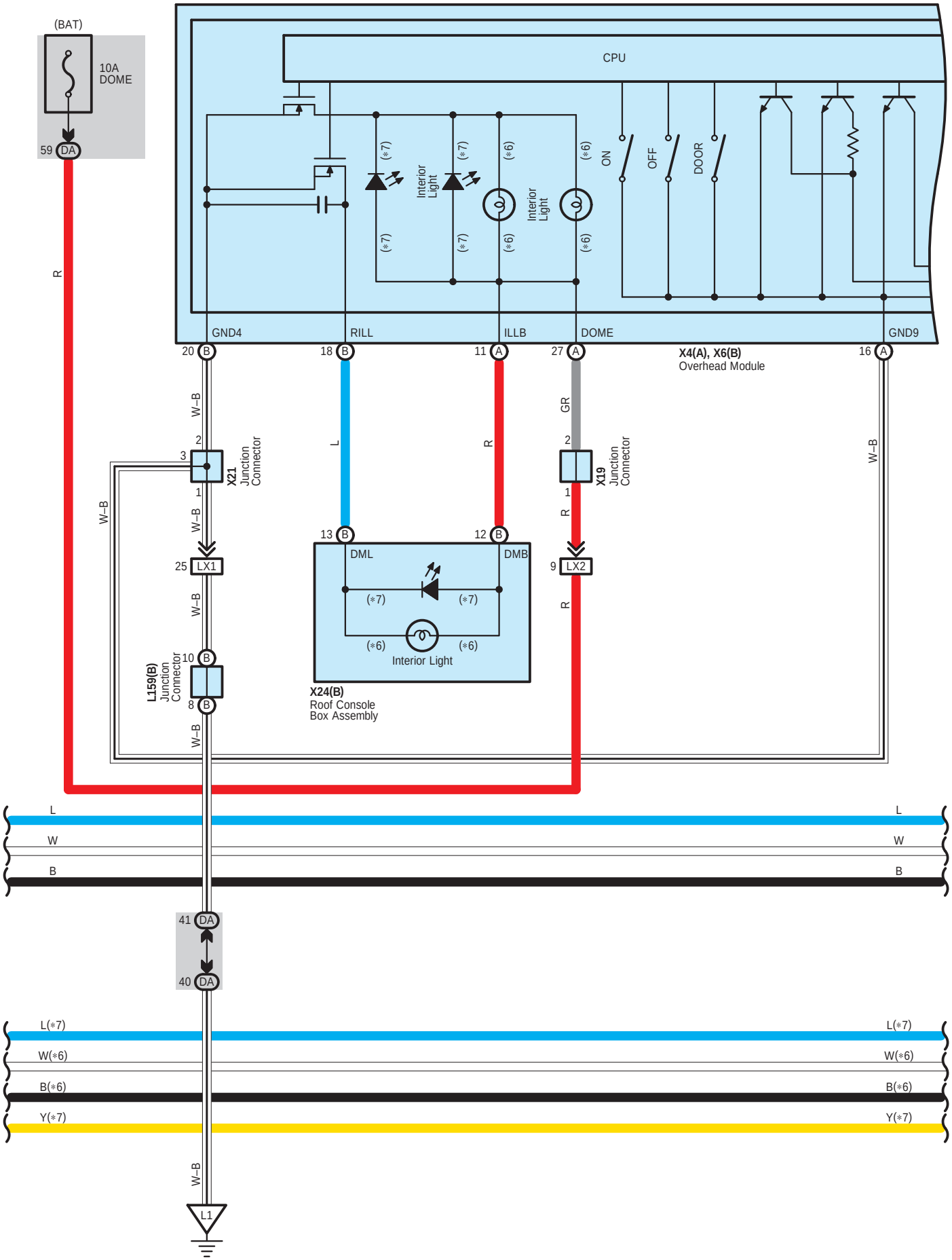
(BAT)
10A
DOME
59 DA
R
CPU
Interior Light
Interior Light
ON
OFF
DOOR
GND4
RILL
ILLB
DOME
GND9
20 B
18 B
11 A
27 A
16 A
X4(A), X6(B)
Overhead Module
W–B
L
R
GR
W–B
2
3
1
X21
Junction Connector
X19
Junction Connector
W–B
13 B
12 B
DML
DMB
25 LX1
9 LX2
Interior Light
X24(B)
Roof Console
Box Assembly
10 B
8 B
L159(B)
Junction Connector
L
W
B
41 DA
40 DA
L(∗7)
W(∗6)
B(∗6)
Y(∗7)
L1

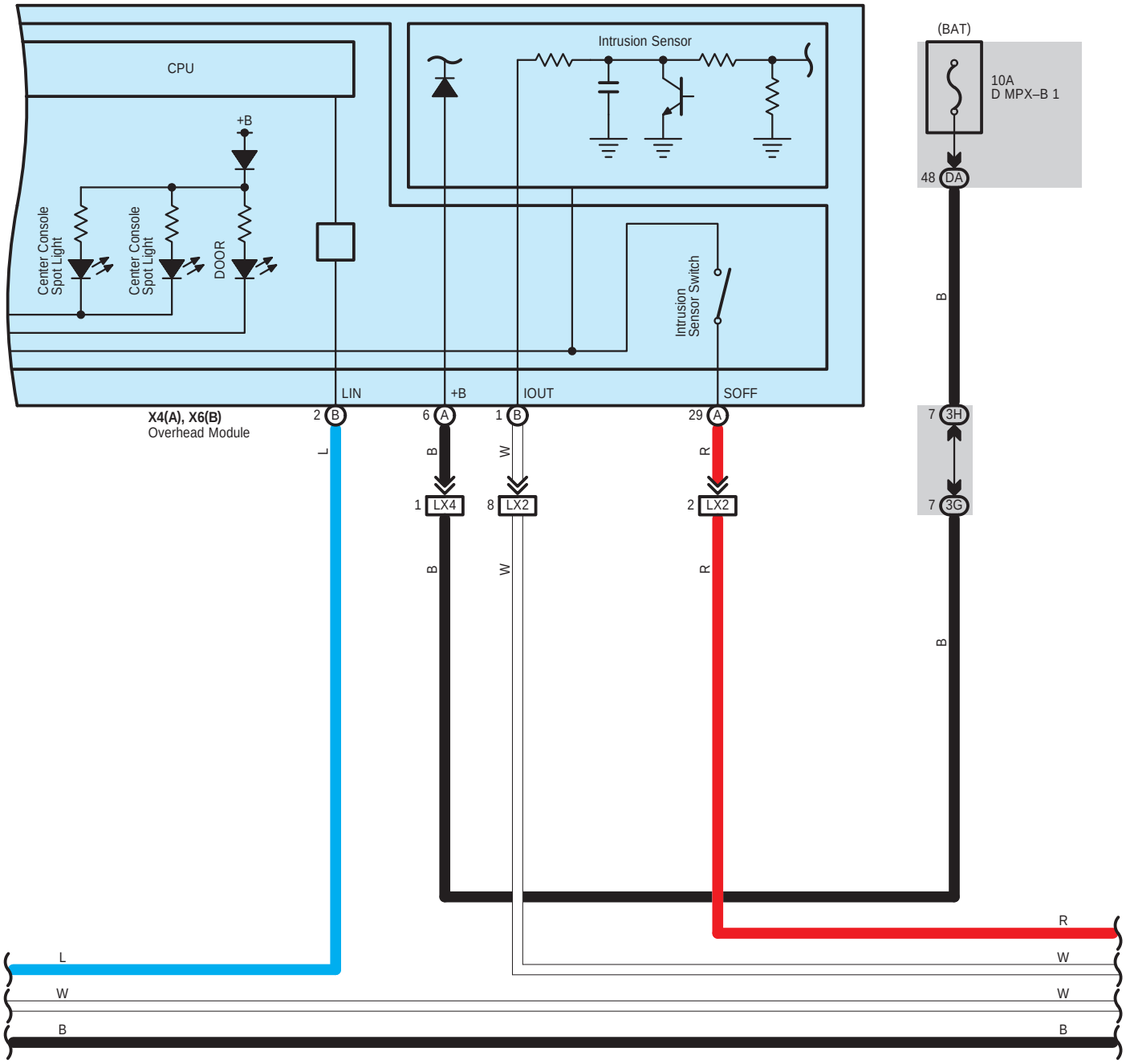

∗ 6 : Before Oct. 2014 Production
∗ 7 : From Oct. 2014 Production

∗ 6 : Before Oct. 2014 Production
∗ 7 : From Oct. 2014 Production

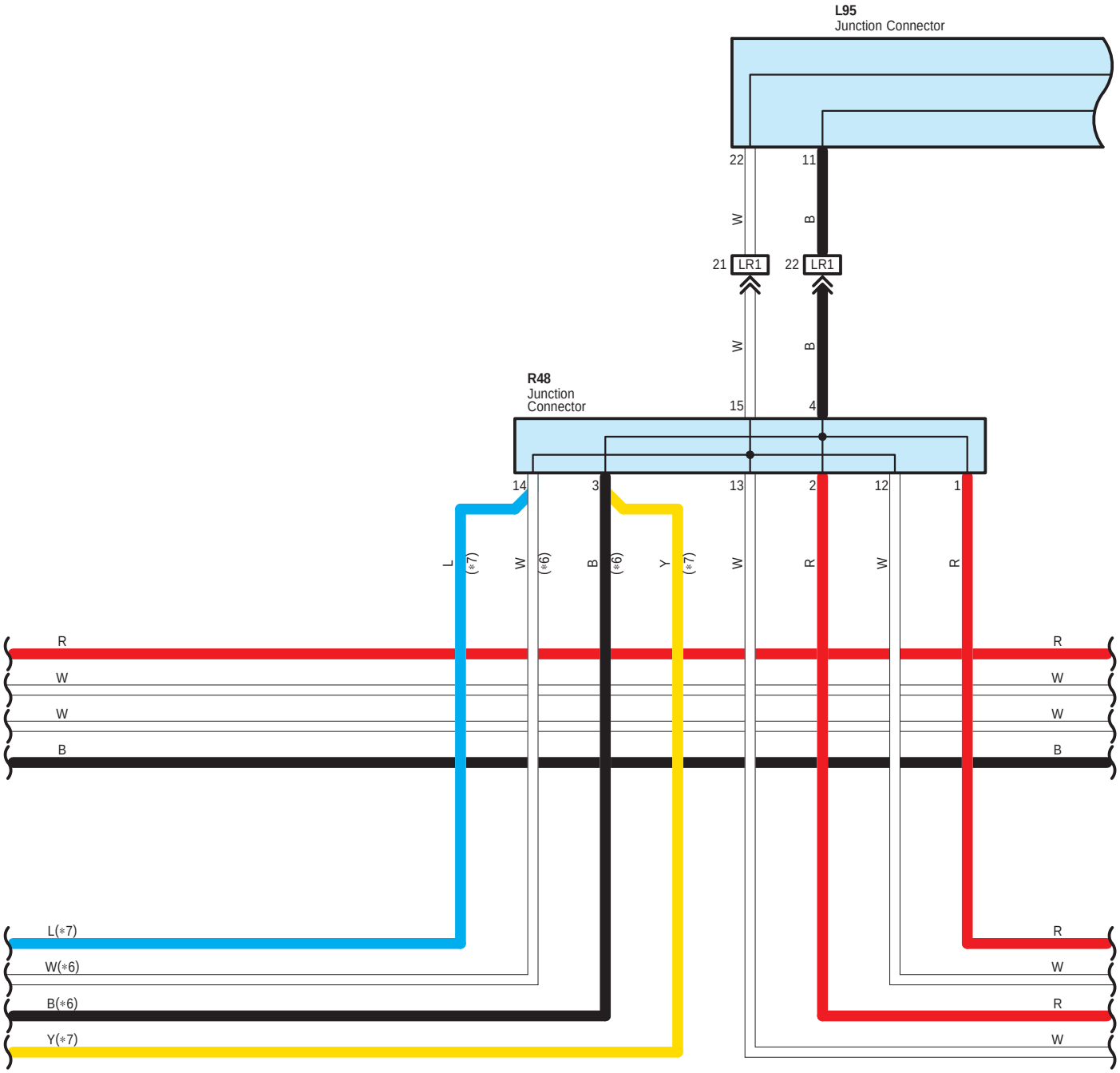

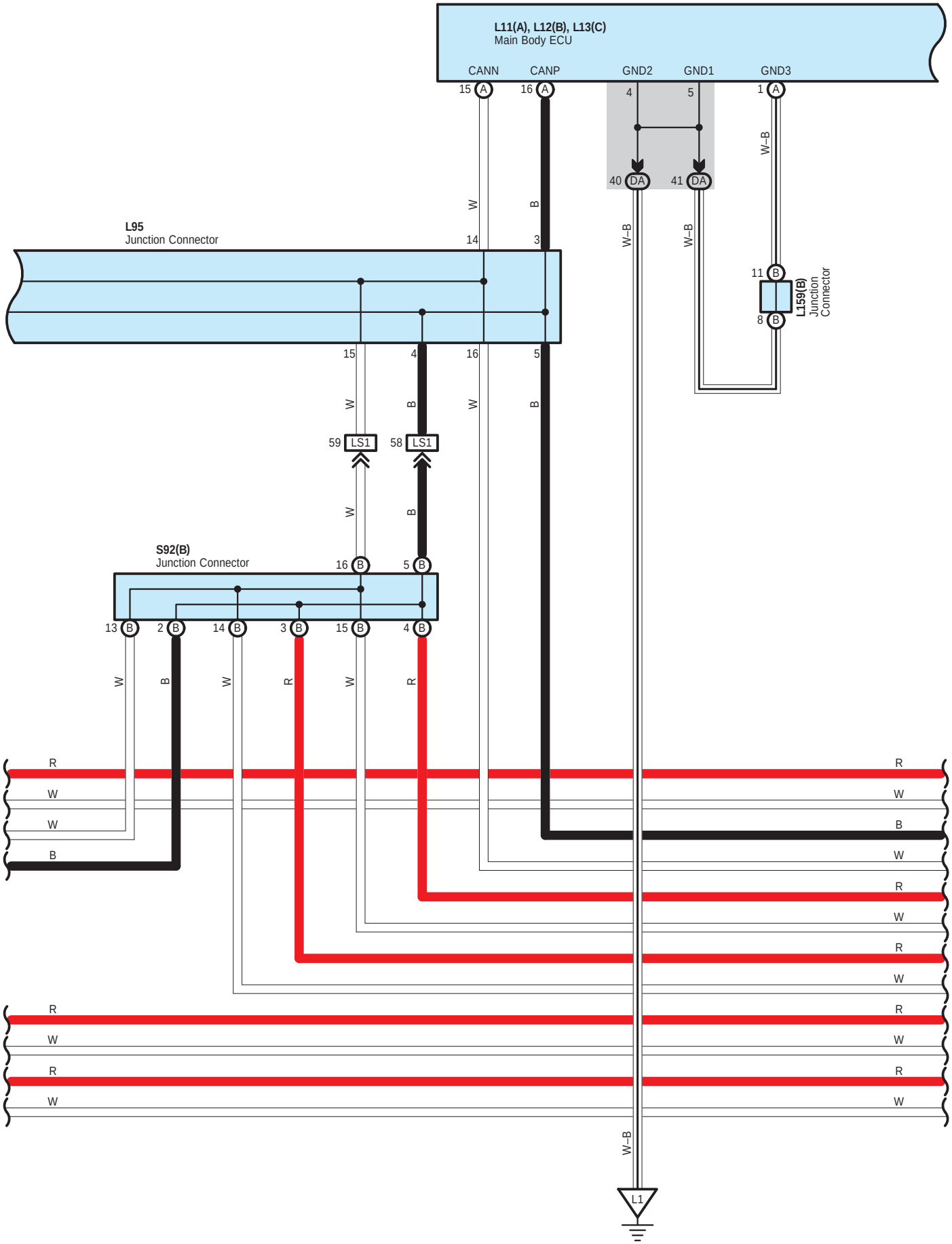
L11(A), L12(B), L13(C)
Main Body ECU
CANN
CANP
GND2
GND1
GND3
15 A
16 A
4
5
1 A
40 DA
41 DA
W–B
W
B
L95
Junction Connector
14
3
11 B
8 B
L159(B)
Junction Connector
15
4
16
5
59 LS1
58 LS1
S92(B)
Junction Connector
16 B
5 B
13 B
2 B
14 B
3 B
15 B
4 B
R
W
B
L1

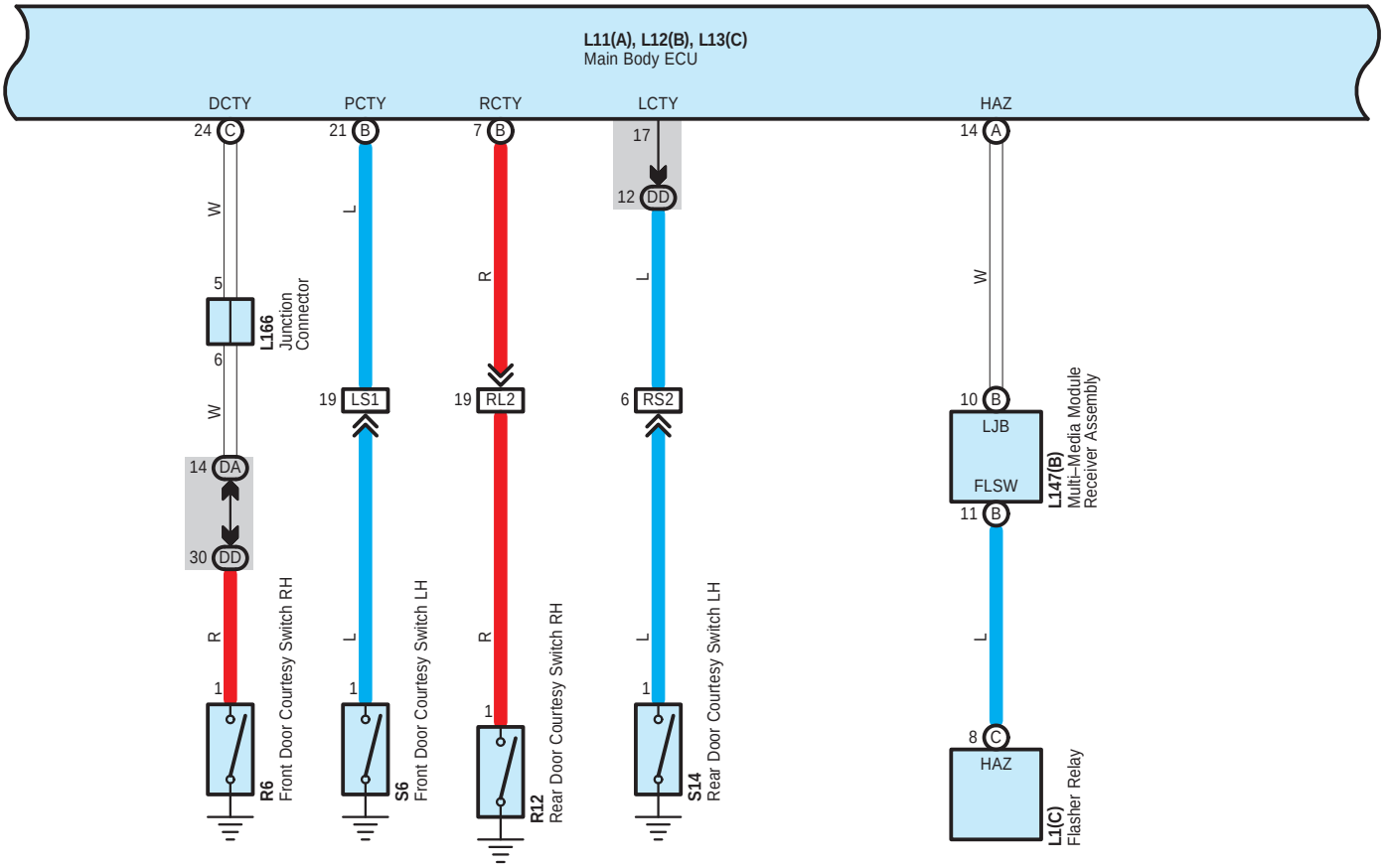
L11(A), L12(B), L13(C)
Main Body ECU
DCTY
PCTY
RCTY
LCTY
HAZ
24 C
21 B
7 B
17
12 DD
14 A
W
L
R
L
W
5
6
L166
Junction
Connector
19 LS1
19 RL2
6 RS2
10 B
LJB
FLSW
L147(B)
Multi-Media Module
Receiver Assembly
11 B
14 DA
30 DD
R
L
R
L
L
1
1
1
1
8 C
HAZ
R6
Front Door Courtesy Switch RH
S6
Front Door Courtesy Switch LH
R12
Rear Door Courtesy Switch RH
S14
Rear Door Courtesy Switch LH
L1(C)
Flasher Relay


R
W
B
W
R
W
R
W
R
W
R
W
R
W

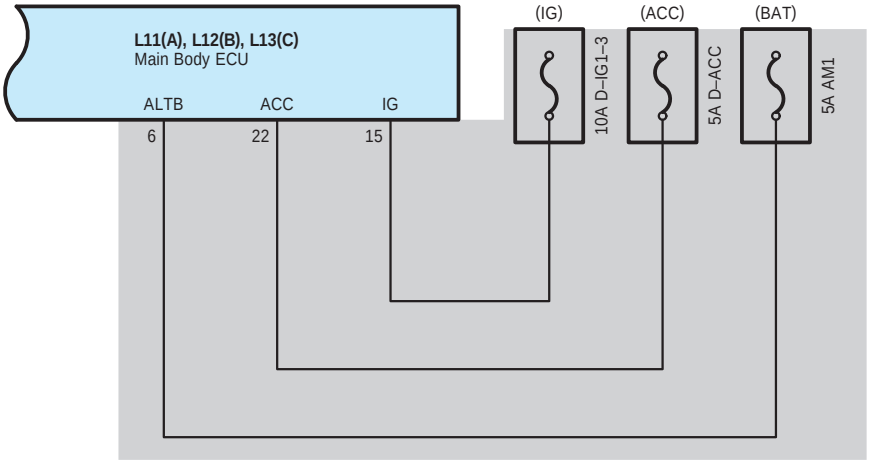
L11(A), L12(B), L13(C)
Main Body ECU
ALTB
ACC
IG
6
22
15
(IG)
(ACC)
(BAT)
10A D–IG1–3
5A D–ACC
5A AM1


R
W
B
W
R
W
R
W
R
W
R
W
R
W

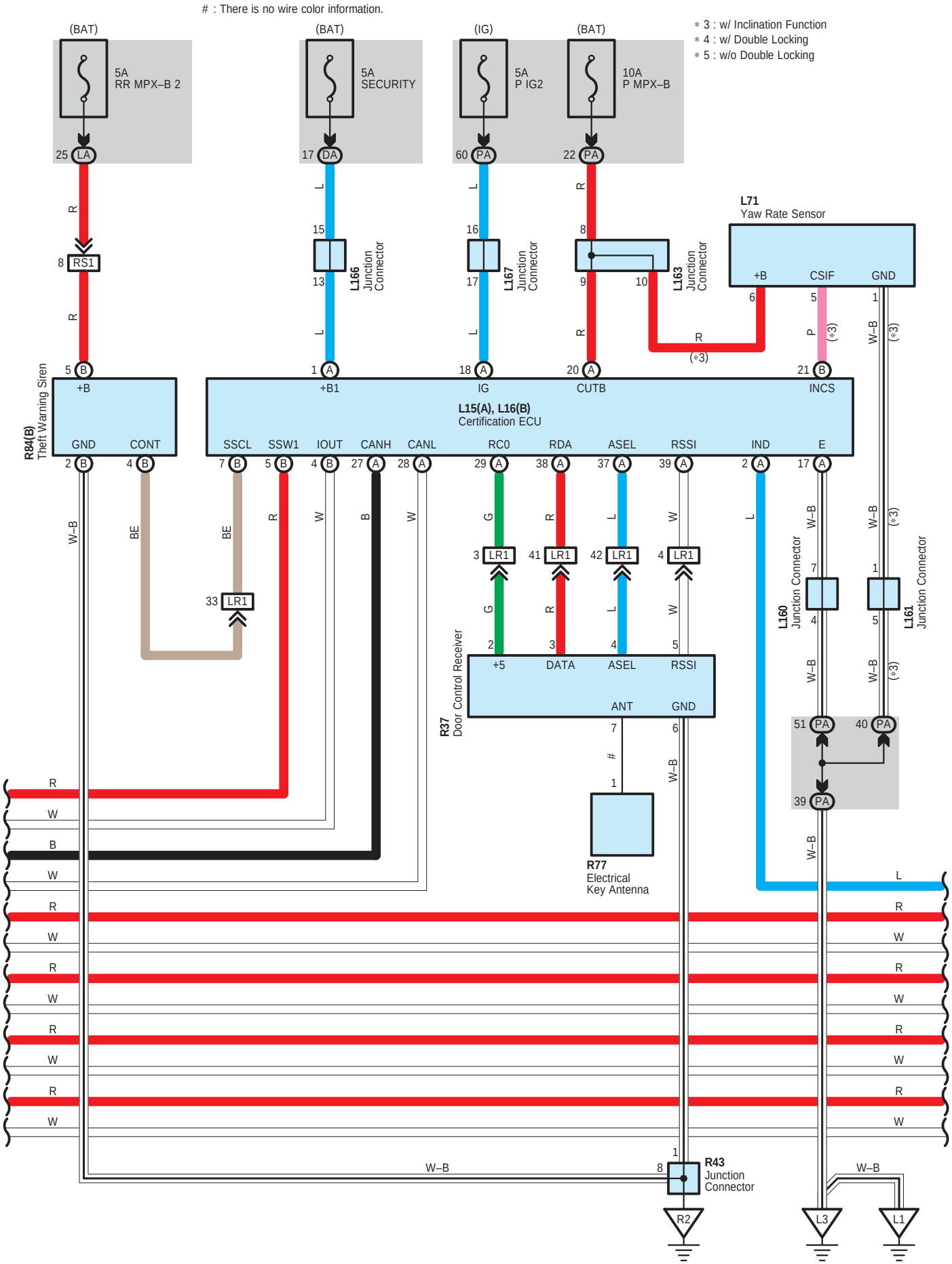
: There is no wire color information.
* 3 : w/ Inclination Function
* 4 : w/ Double Locking
* 5 : w/o Double Locking
(BAT)
5A
RR MPX–B 2
25 LA
(BAT)
5A
SECURITY
17 DA
(IG)
5A
P IG2
60 PA
(BAT)
10A
P MPX–B
22 PA
L71
Yaw Rate Sensor
+B
CSIF
GND
L166
Junction
Connector
L167
Junction
Connector
L163
Junction
Connector
8 RS1
R84(B)
Theft Warning Siren
+B
GND
CONT
L15(A), L16(B)
Certification ECU
+B1
IG
CUTB
INCS
SSCL
SSW1
IOUT
CANH
CANL
RC0
RDA
ASEL
RSSI
IND
E
33 LR1
3 LR1
41 LR1
42 LR1
4 LR1
R37
Door Control Receiver
+5
DATA
ASEL
RSSI
ANT
GND
R77
Electrical
Key Antenna
L160
Junction Connector
L161
Junction Connector
51 PA
40 PA
39 PA
R43
Junction
Connector
R2
L3
L1
W–B
(*3)

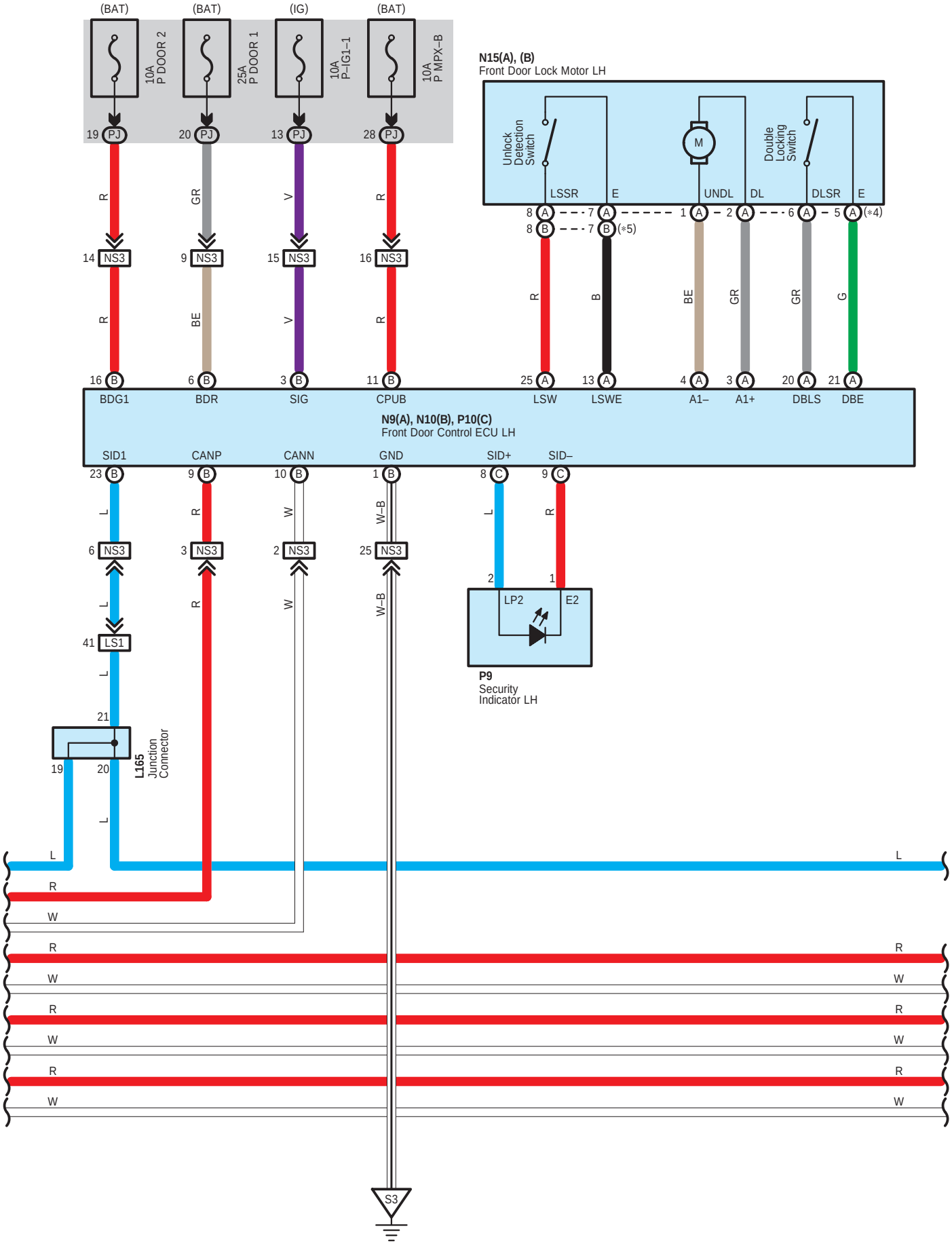
(BAT)
(BAT)
(IG)
(BAT)
10A P DOOR 2
25A P DOOR 1
10A P–IG1–1
10A P MPX–B
19 PJ
20 PJ
13 PJ
28 PJ
N15(A), (B)
Front Door Lock Motor LH
Unlock Detection Switch
M
Double Locking Switch
LSSR
E
UNDL
DL
DLSR
E
(*4)
(*5)
14 NS3
9 NS3
15 NS3
16 NS3
16 B
6 B
3 B
11 B
25 A
13 A
4 A
3 A
20 A
21 A
BDG1
BDR
SIG
CPUB
LSW
LSWE
A1–
A1+
DBLS
DBE
N9(A), N10(B), P10(C)
Front Door Control ECU LH
SID1
CANP
CANN
GND
SID+
SID–
23 B
9 B
10 B
1 B
8 C
9 C
6 NS3
3 NS3
2 NS3
25 NS3
41 LS1
LP2
E2
P9
Security Indicator LH
L165
Junction Connector
S3

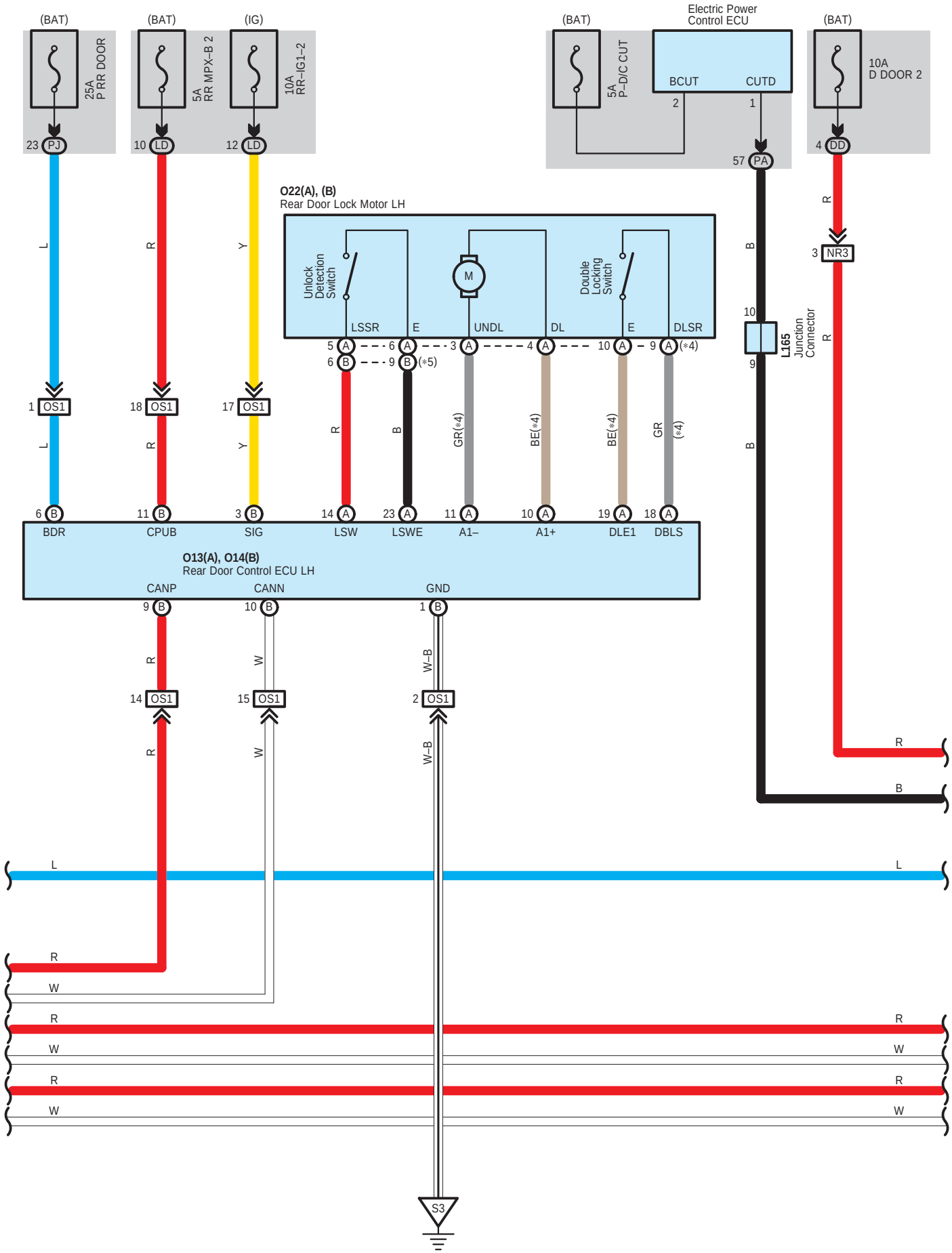
(BAT)
25A
P RR DOOR
23 PJ
(BAT)
5A
RR MPX–B 2
10 LD
(IG)
10A
RR–IG1–2
12 LD
(BAT)
5A
P–D/C CUT
Electric Power
Control ECU
BCUT
CUTD
2
1
57 PA
(BAT)
10A
D DOOR 2
4 DD
O22(A), (B)
Rear Door Lock Motor LH
Unlock
Detection
Switch
M
Double
Locking
Switch
LSSR
E
UNDL
DL
E
DLSR
5 A
6 A
3 A
4 A
10 A
9 A (*4)
6 B
9 B (*5)
3 NR3
10
9
L165
Junction
Connector
1 OS1
18 OS1
17 OS1
6 B
11 B
3 B
14 A
23 A
11 A
10 A
19 A
18 A
BDR
CPUB
SIG
LSW
LSWE
A1–
A1+
DLE1
DBLS
O13(A), O14(B)
Rear Door Control ECU LH
CANP
CANN
GND
9 B
10 B
1 B
14 OS1
15 OS1
2 OS1
S3

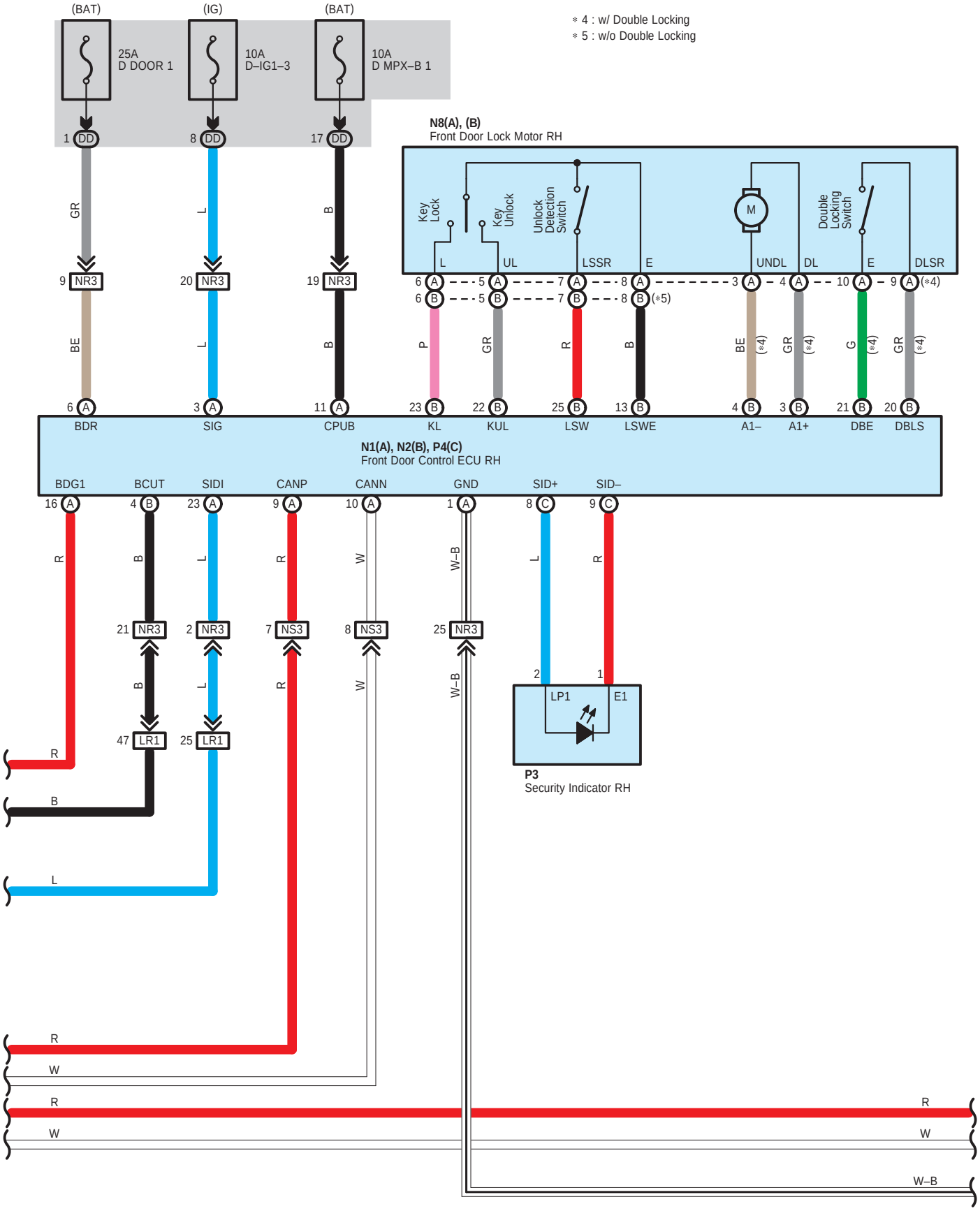
(BAT)
(IG)
(BAT)
25A
D DOOR 1
10A
D–IG1–3
10A
D MPX–B 1
∗ 4 : w/ Double Locking
∗ 5 : w/o Double Locking
N8(A), (B)
Front Door Lock Motor RH
Key Lock
Key Unlock
Unlock Detection Switch
Double Locking Switch
L
UL
LSSR
E
UNDL
DL
E
DLSR
BDR
SIG
CPUB
KL
KUL
LSW
LSWE
A1–
A1+
DBE
DBLS
N1(A), N2(B), P4(C)
Front Door Control ECU RH
BDG1
BCUT
SIDI
CANP
CANN
GND
SID+
SID–
P3
Security Indicator RH
LP1
E1

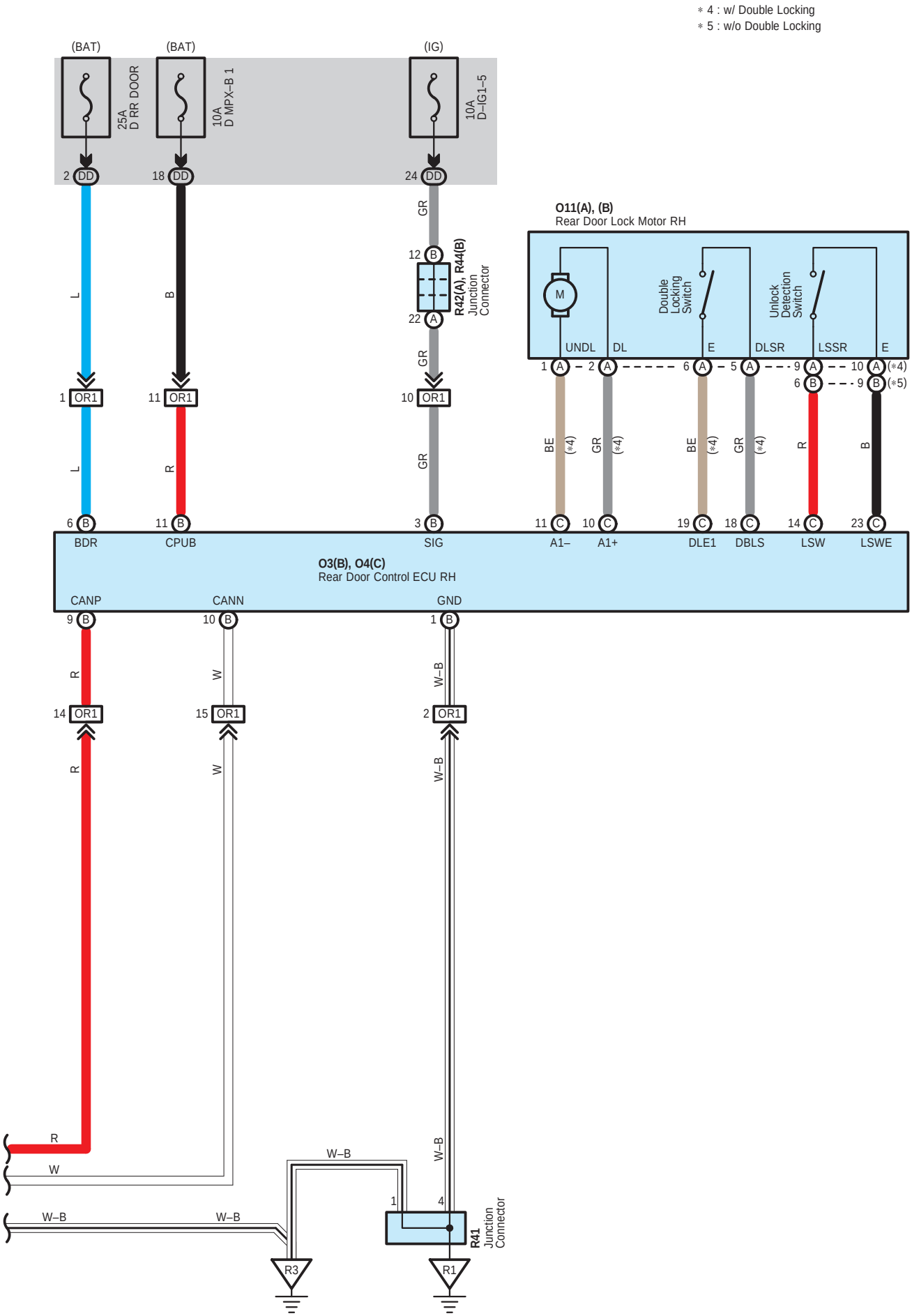
∗ 4 : w/ Double Locking
∗ 5 : w/o Double Locking
(BAT)
(BAT)
(IG)
25A D RR DOOR
10A D MPX–B 1
10A D–IG1–5
2 DD
18 DD
24 DD
GR
12 B
22 A
R42(A), R44(B) Junction Connector
L
B
GR
1 OR1
11 OR1
10 OR1
L
R
GR
6 B
11 B
3 B
BDR
CPUB
SIG
O11(A), (B)
Rear Door Lock Motor RH
M
Double Locking Switch
Unlock Detection Switch
UNDL
DL
E
DLSR
LSSR
E
1 A
2 A
6 A
5 A
9 A
10 A (∗4)
6 B
9 B (∗5)
BE (∗4)
GR (∗4)
BE (∗4)
GR (∗4)
R
B
11 C
10 C
19 C
18 C
14 C
23 C
A1–
A1+
DLE1
DBLS
LSW
LSWE
O3(B), O4(C)
Rear Door Control ECU RH
CANP
CANN
GND
9 B
10 B
1 B
R
W
W–B
14 OR1
15 OR1
2 OR1
R
W
W–B
R
W
W–B
W–B
W–B
W–B
1
4
R41 Junction Connector
R3
R1

A 29
Black

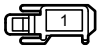

A 50
White

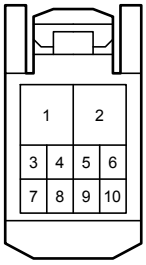

A 52
White

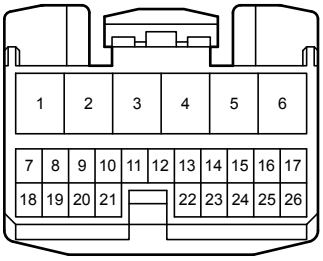

A 63
Black

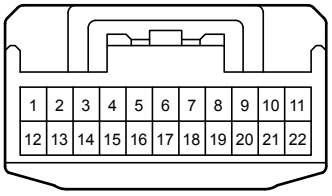

A 64
Black

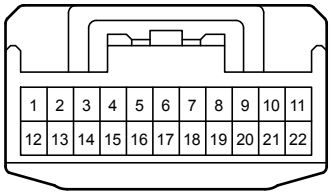

B 6
Gray

B 7
Black

B 10
Black

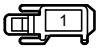

B 14
White

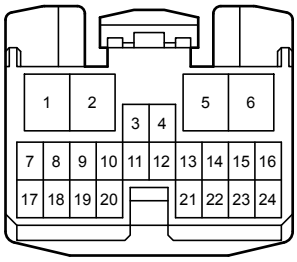

L 1
Gray

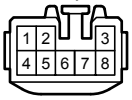

(Before Aug. 2007 Production, From Sep. 2009 Production)

L 1
Gray

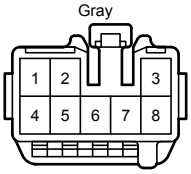

(From Aug. 2007 Production until Sep. 2009 Production)

L 11
White

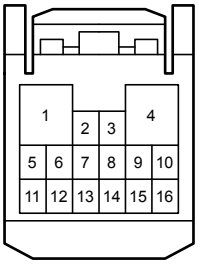

L 12
White

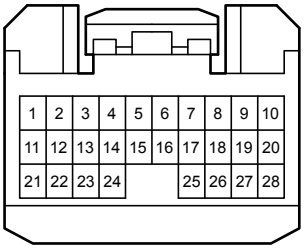

L 13
White

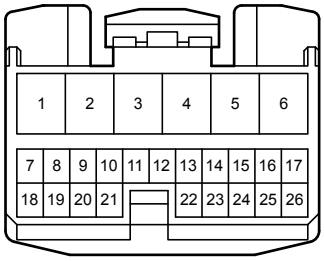

L 15
White

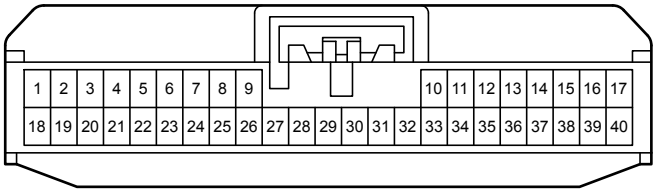

L 16
White

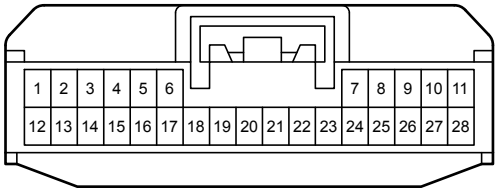

L 71
Black



L 95
Gray

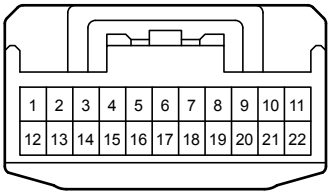

L147
White



L159
Blue

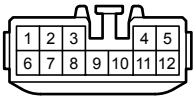

L160
Gray

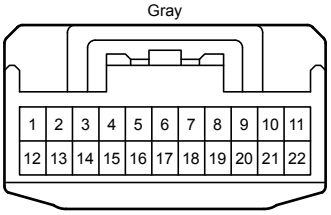

L161
Gray

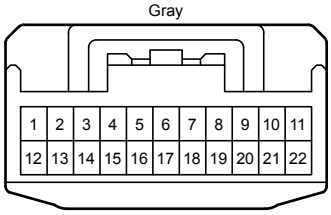

L163
Blue

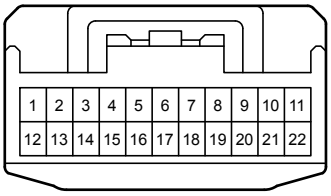

L165
Blue

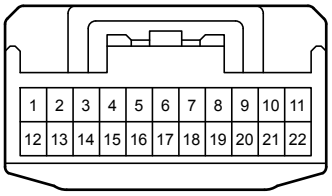

L166
White

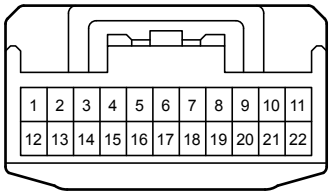

L167
White

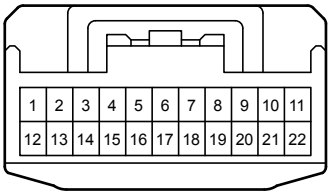

N 1
White

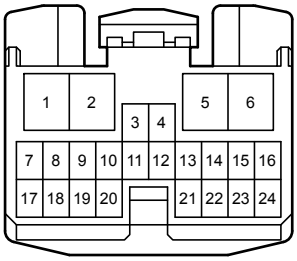

N 2
White

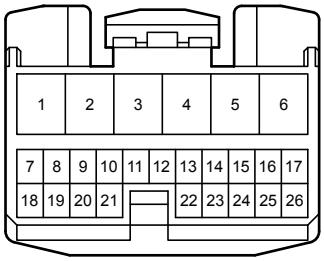

N 8
White

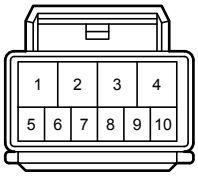

N 9
White

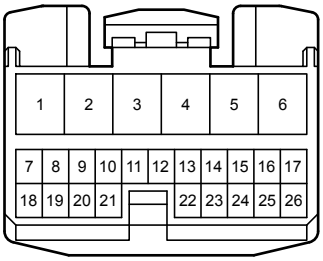

N 10
White

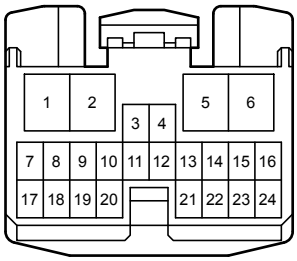

N 15
White

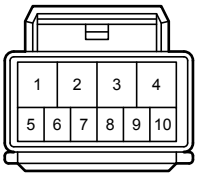

O 3
White

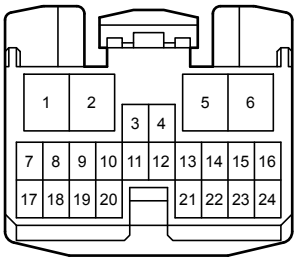

O 4
White

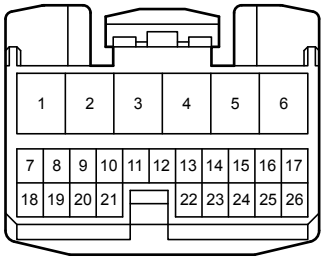

O 11
White

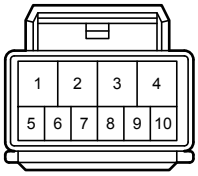

O 13
White

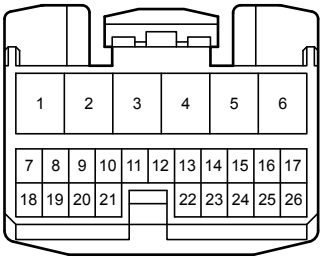

O 14
White

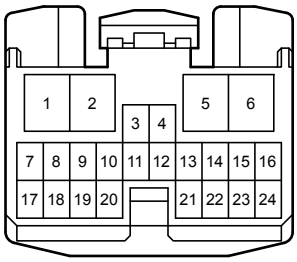

O 22
White

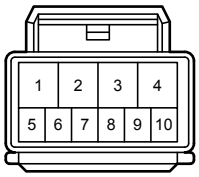

P 3
White

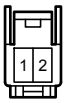

P 4
White

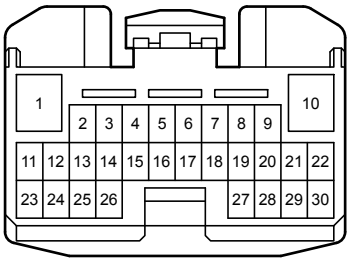

P 9
White

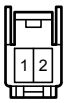

P 10
White

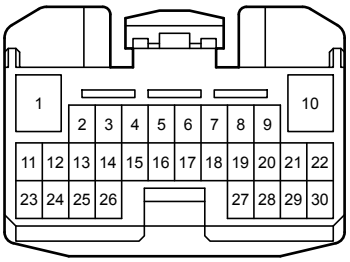

R 6
White

R 12
White

R 37
White

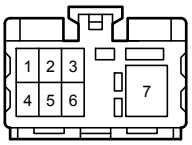

R 41
White

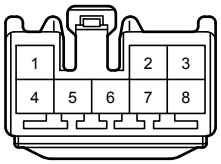

R 42
Black

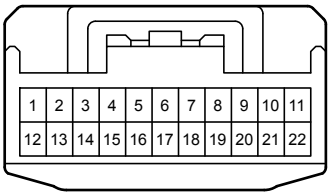

R 43
White

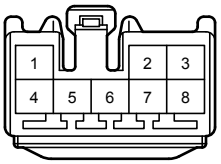

R 44
Black

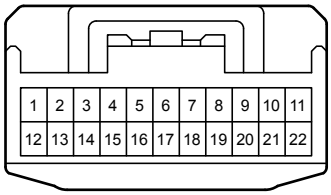

R 48
Black

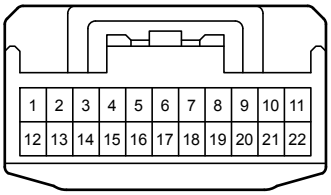

R 65
Dark Gray

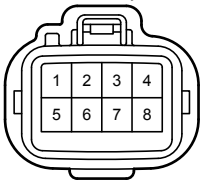

R 77
Gray

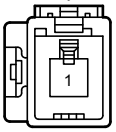

R 84
Black

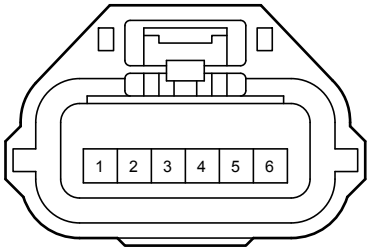

S 6
White

S 14
White

S 36
White

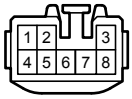

S 43
White

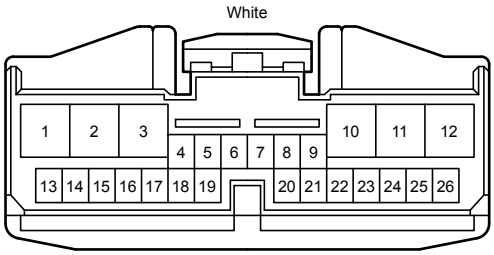

S 54
White

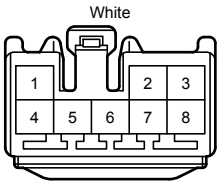

S 55
White

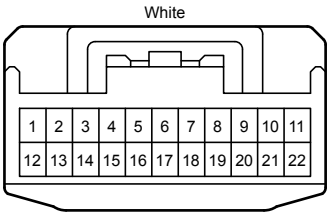

S 59
Black

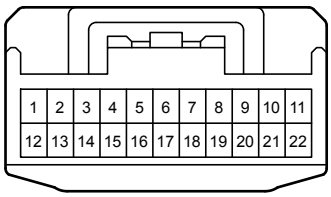

S 62
White

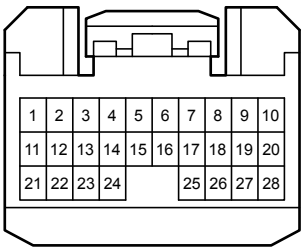

S 63
White

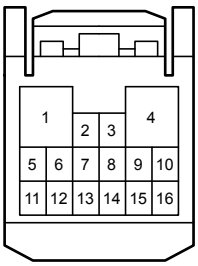

S 64
White

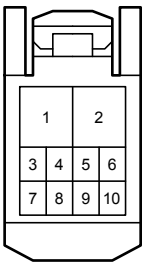

S 92
Gray

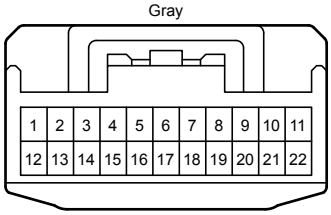

X 4
White

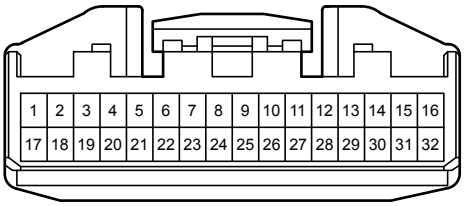

X 6
White

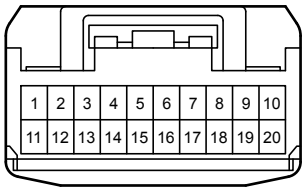

X 19
Black

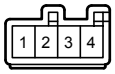

X 21
Black

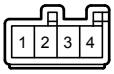

X 24
Blue

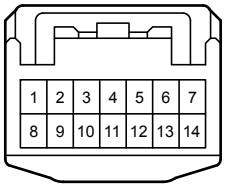

1K

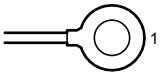

2A
Black

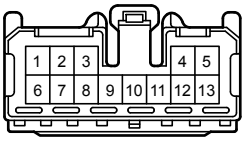

2C
White

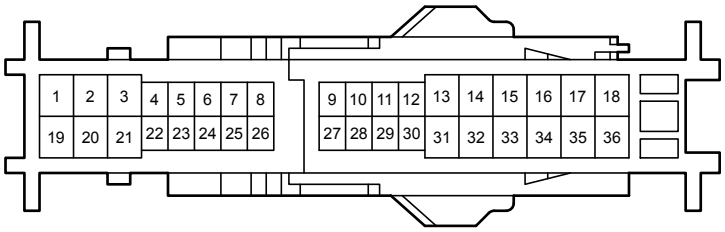

2E
Black

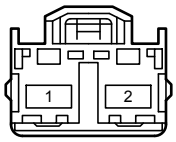

2G
Black

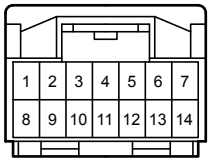

3G
White

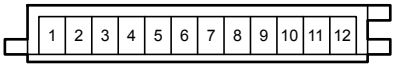

3H
Gray

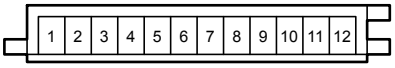

DA
White

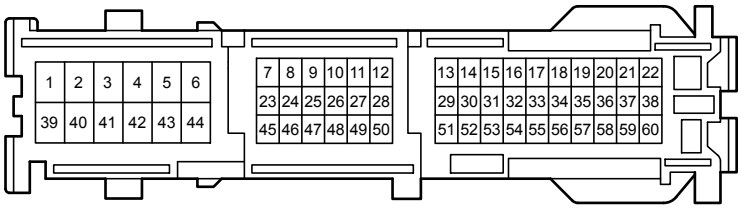

DD
Gray

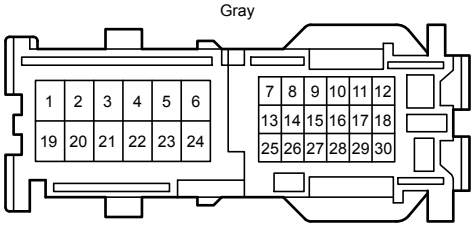

LA
White

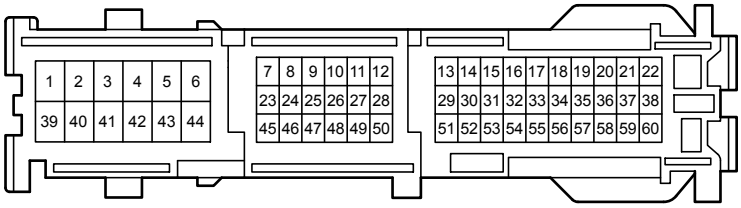

LD
Gray

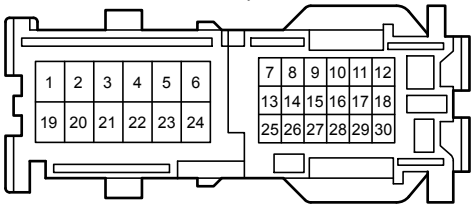

PA
White

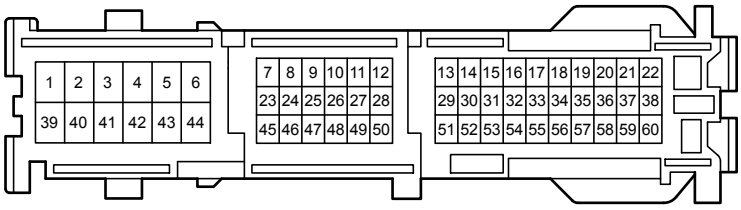

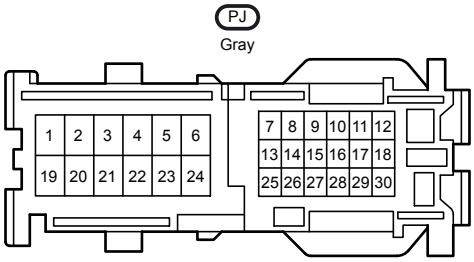
PJ
Gray
1 2 3 4 5 6
19 20 21 22 23 24
7 8 9 10 11 12
13 14 15 16 17 18
25 26 27 28 29 30

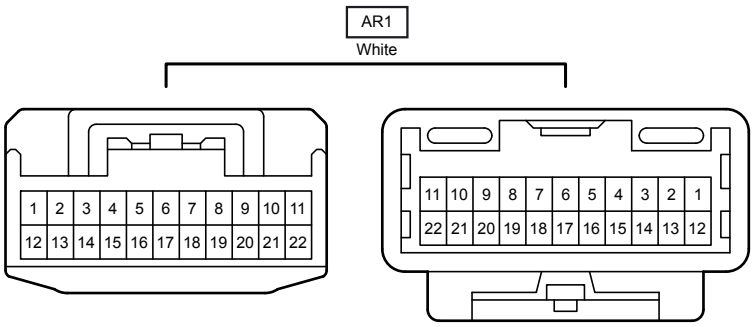
AR1
White
1 2 3 4 5 6 7 8 9 10 11
12 13 14 15 16 17 18 19 20 21 22
11 10 9 8 7 6 5 4 3 2 1
22 21 20 19 18 17 16 15 14 13 12

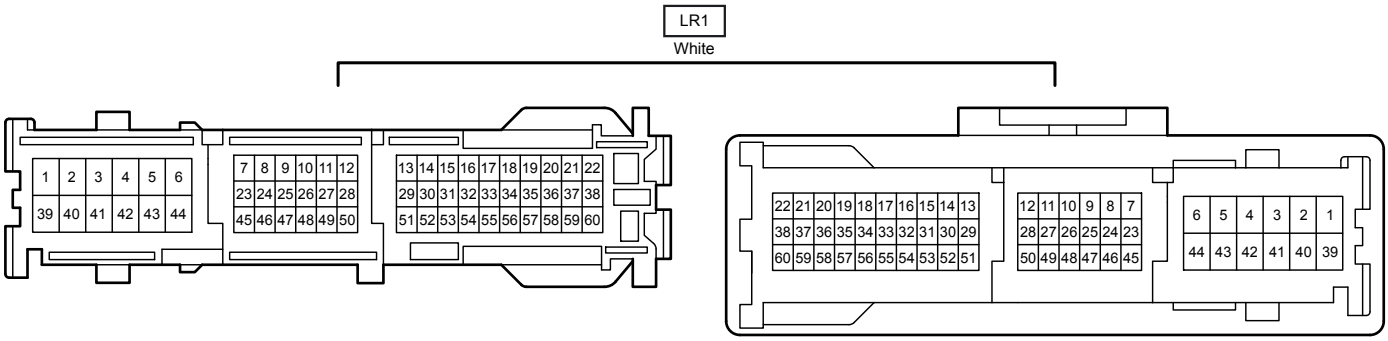
LR1
White
1 2 3 4 5 6
39 40 41 42 43 44
7 8 9 10 11 12
23 24 25 26 27 28
45 46 47 48 49 50
13 14 15 16 17 18 19 20 21 22
29 30 31 32 33 34 35 36 37 38
51 52 53 54 55 56 57 58 59 60
22 21 20 19 18 17 16 15 14 13
38 37 36 35 34 33 32 31 30 29
60 59 58 57 56 55 54 53 52 51
12 11 10 9 8 7
28 27 26 25 24 23
50 49 48 47 46 45
6 5 4 3 2 1
44 43 42 41 40 39

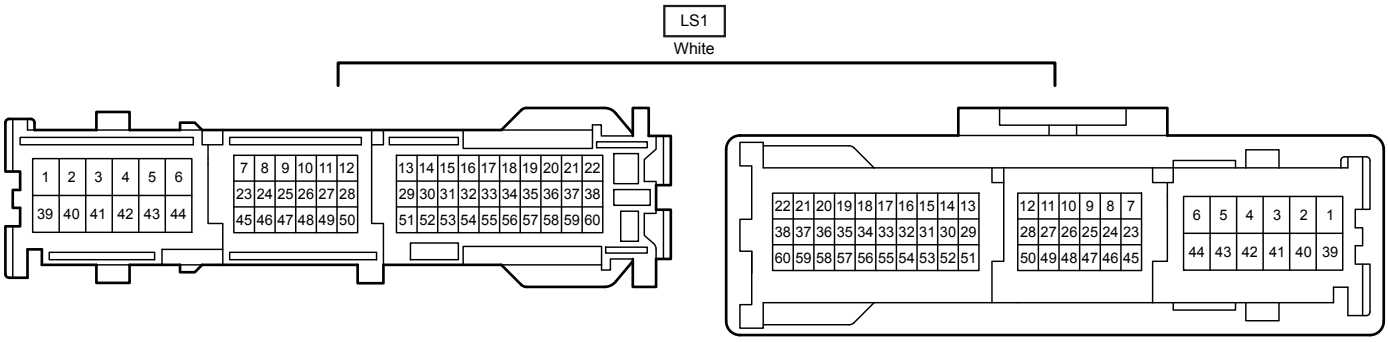
LS1
White
1 2 3 4 5 6
39 40 41 42 43 44
7 8 9 10 11 12
23 24 25 26 27 28
45 46 47 48 49 50
13 14 15 16 17 18 19 20 21 22
29 30 31 32 33 34 35 36 37 38
51 52 53 54 55 56 57 58 59 60
22 21 20 19 18 17 16 15 14 13
38 37 36 35 34 33 32 31 30 29
60 59 58 57 56 55 54 53 52 51
12 11 10 9 8 7
28 27 26 25 24 23
50 49 48 47 46 45
6 5 4 3 2 1
44 43 42 41 40 39

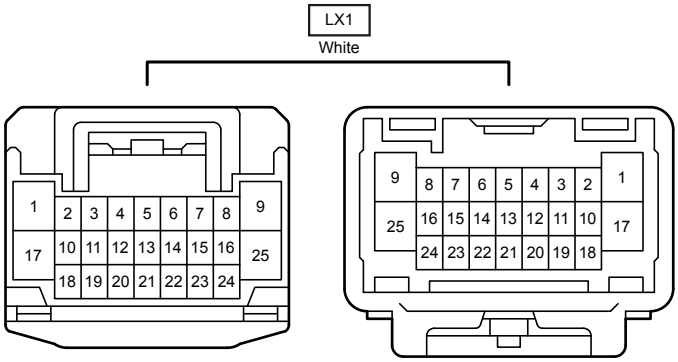
LX1
White
1 2 3 4 5 6 7 8 9
17 10 11 12 13 14 15 16 25
18 19 20 21 22 23 24
9 8 7 6 5 4 3 2 1
25 16 15 14 13 12 11 10 17
24 23 22 21 20 19 18

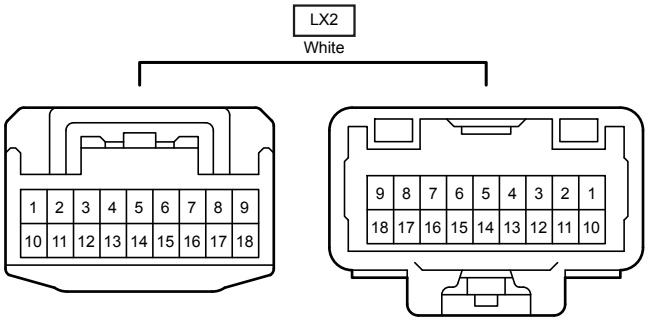
LX2
White
1 2 3 4 5 6 7 8 9
10 11 12 13 14 15 16 17 18
9 8 7 6 5 4 3 2 1
18 17 16 15 14 13 12 11 10

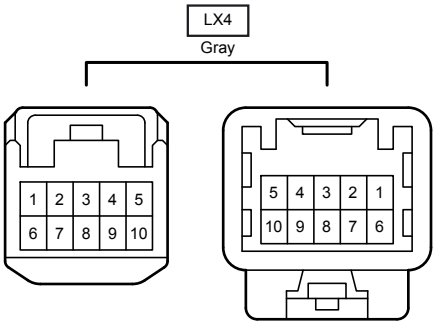
LX4
Gray
1 2 3 4 5
6 7 8 9 10
5 4 3 2 1
10 9 8 7 6

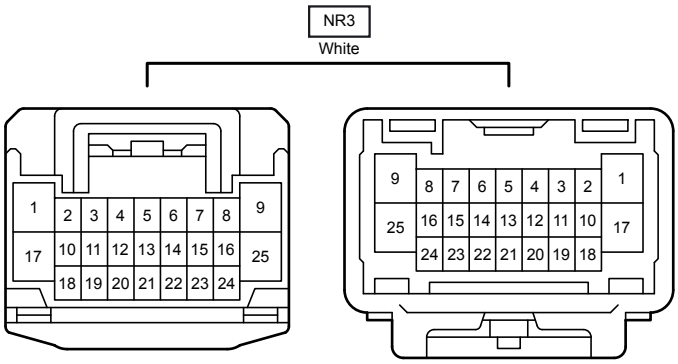
NR3
White
1 2 3 4 5 6 7 8 9
17 10 11 12 13 14 15 16 25
18 19 20 21 22 23 24
9 8 7 6 5 4 3 2 1
25 16 15 14 13 12 11 10 17
24 23 22 21 20 19 18

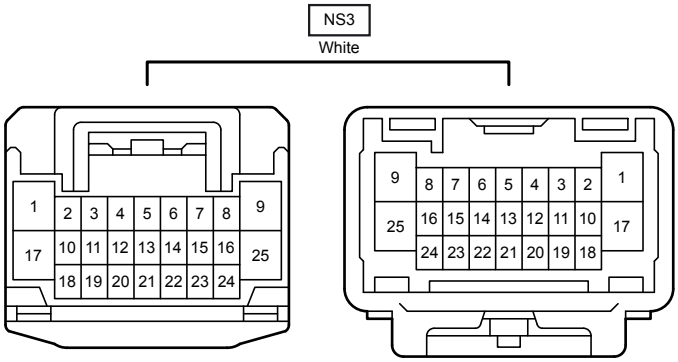
NS3
White
1 2 3 4 5 6 7 8 9
17 10 11 12 13 14 15 16 25
18 19 20 21 22 23 24
9 8 7 6 5 4 3 2 1
25 16 15 14 13 12 11 10 17
24 23 22 21 20 19 18

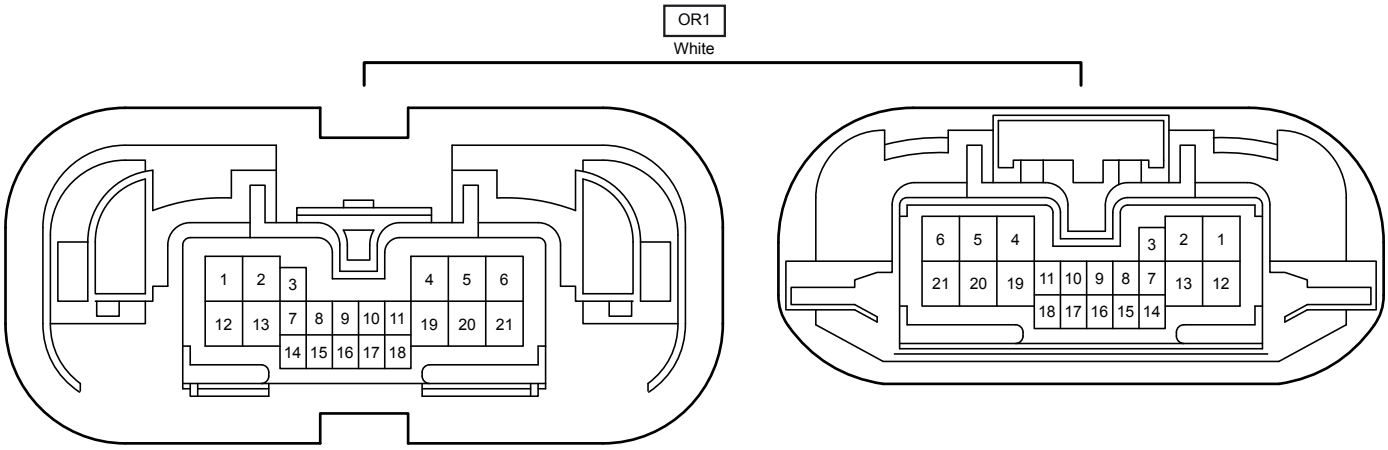
OR1
White
1 2 3 4 5 6
12 13 7 8 9 10 11 19 20 21
14 15 16 17 18
6 5 4 3 2 1
21 20 19 11 10 9 8 7 13 12
18 17 16 15 14

OS1
White

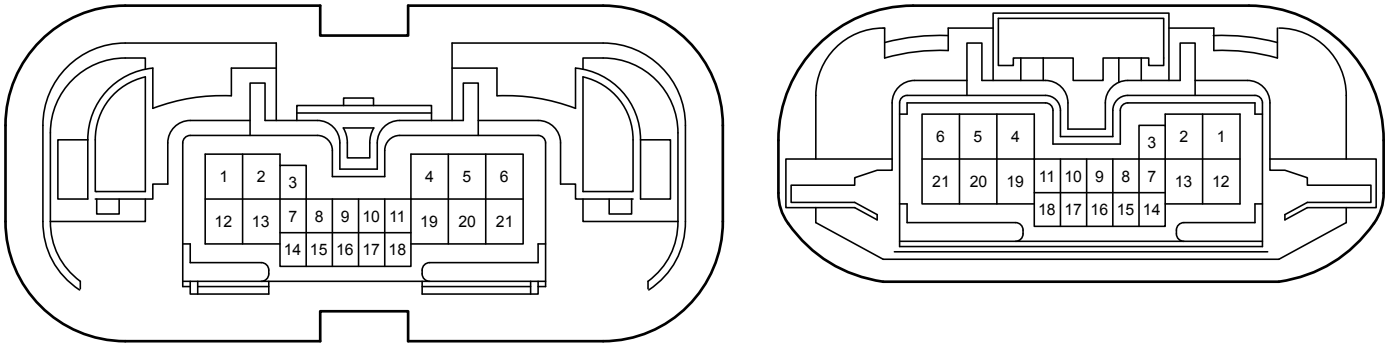

RL2
White

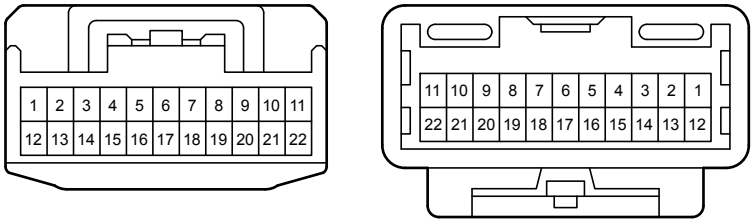

RS1
White

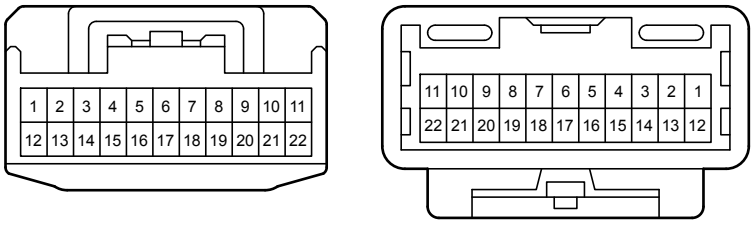
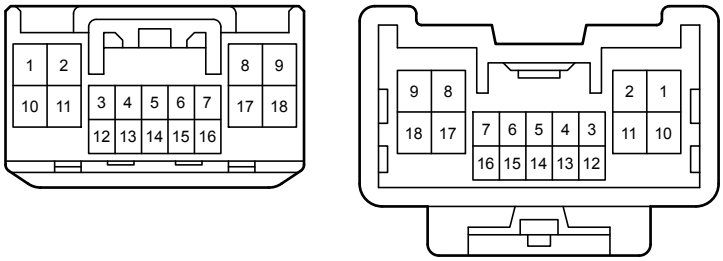
RS2
White