Position of Parts in Engine Compartment <LHD Before Sep. 2012 Production>

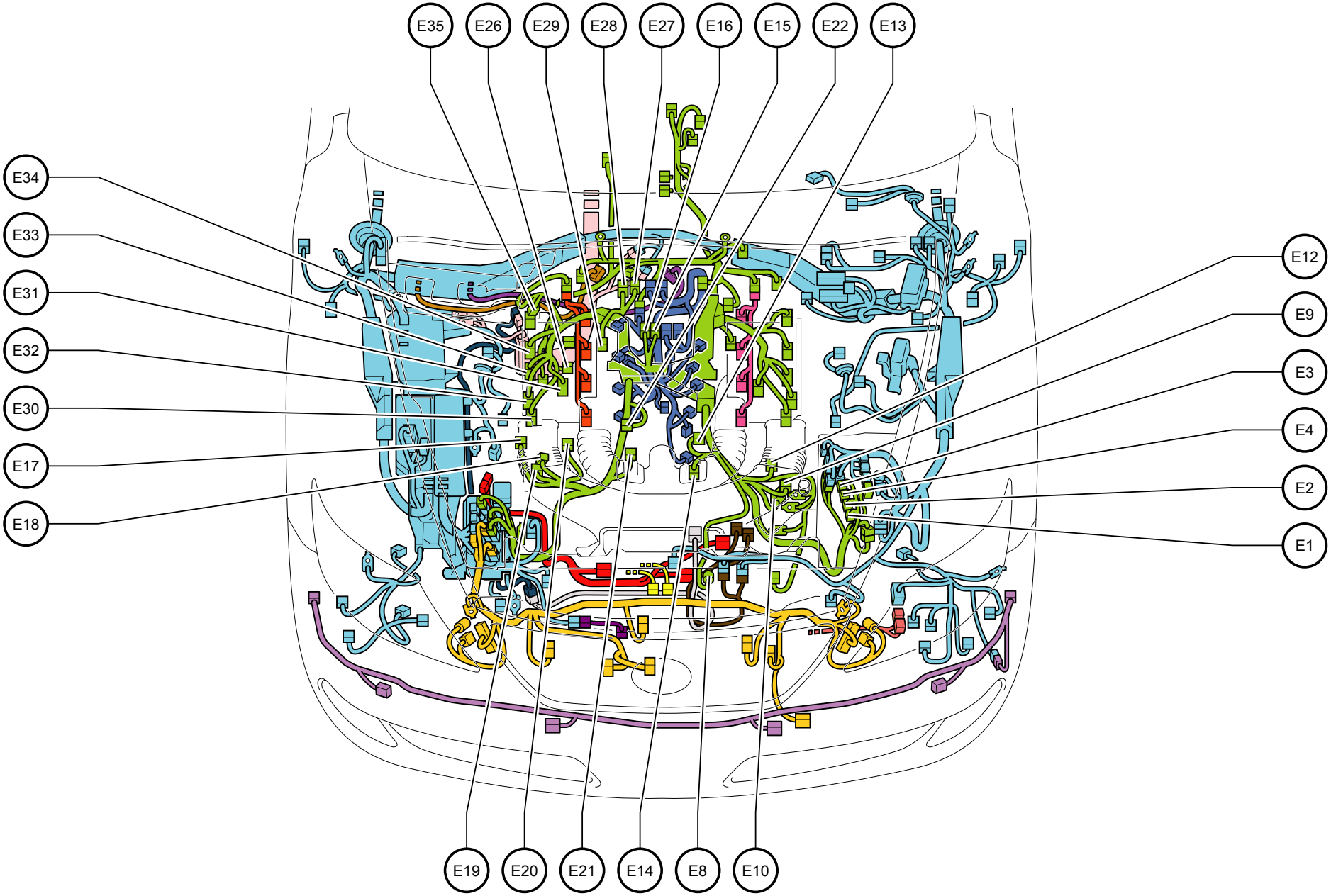

E 1 ECM
E 2 ECM
E 3 ECM
E 4 ECM
E 8 Engine Oil Pressure Switch Assembly
E 9 Cam Timing Control with EDU Motor Assembly (Bank 1)
E 10 Cam Timing Control with EDU Motor Assembly (Bank 1)
E 12 Cam Timing Oil Control Valve Assembly (Bank 1)
E 13 Mass Air Flow Meter (Bank 1)
E 14 E.F.I. Engine Coolant Temperature Sensor
E 15 Injector Driver (No.1)
E 16 Injector Driver (No.1)
E 17 Cam Timing Oil Control Valve Assembly (Bank 2)
E 18 Cam Timing Control with EDU Motor Assembly (Bank 2)
E 19 Cam Timing Control with EDU Motor Assembly (Bank 2)
E 20 Cam Position Sensor
E 21 Throttle Body Assembly
E 22 Mass Air Flow Meter (Bank 2)
E 26 Engine Oil Level Sensor
E 27 Injector Driver (No.2)
E 28 Injector Driver (No.2)
E 29 Noise Filter (Ignition Bank 2)
E 30 Ignition Coil Assembly No.2
E 31 VVT Sensor (Bank 2 Intake Side)
E 32 VVT Sensor (Bank 2 Exhaust Side)
E 33 Ignition Coil Assembly No.4
E 34 Ignition Coil Assembly No.6
E 35 Spill Control Valve (Bank 2)

E 1
White

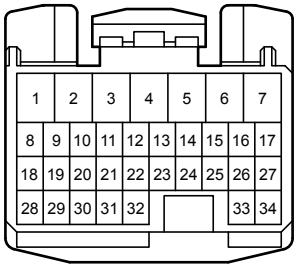

E 2
White

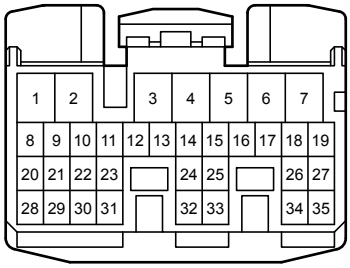

E 3
White



E 4
White

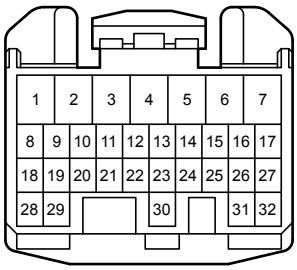

E 8
Gray

E 9
Black

E 10
Black



E 12
Black

E 13
Black



E 14
Dark Gray

E 15
Gray

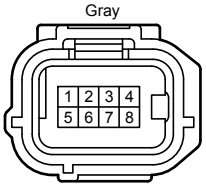

E 16
Gray

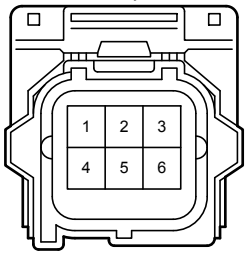

E 17
Black

E 18
Black



E 19
Black

E 20
Black



E 21
Black

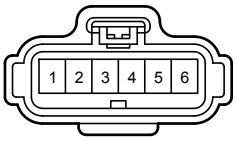

E 22
Black



E 26
Gray

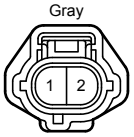

E 27
Gray

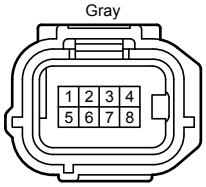

E 28
Gray

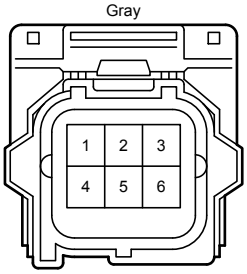

E 29
Gray

E 30
Gray

E 31
Black



E 32
Black



E 33
Black

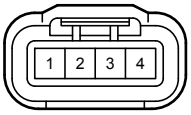

E 34
Gray

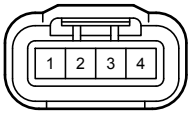
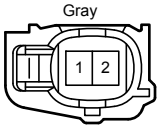
E 35
Gray