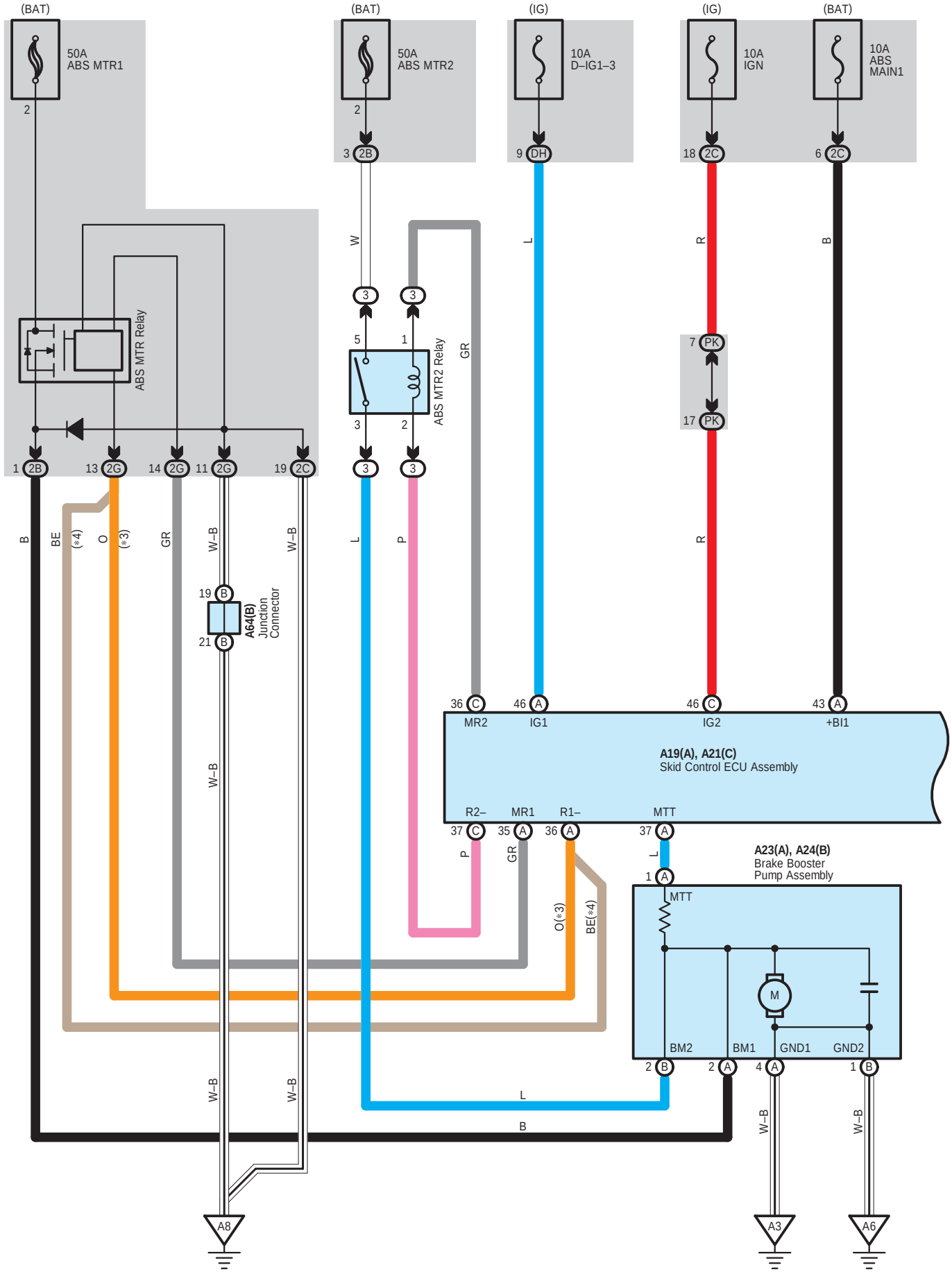
(BAT)
50A
ABS MTR1
(BAT)
50A
ABS MTR2
(IG)
10A
D–IG1–3
(IG)
10A
IGN
(BAT)
10A
ABS
MAIN1
ABS MTR Relay
ABS MTR2 Relay
A64(B)
Junction
Connector
A19(A), A21(C)
Skid Control ECU Assembly
MR2
IG1
IG2
+BI1
R2–
MR1
R1–
MTT
A23(A), A24(B)
Brake Booster
Pump Assembly
BM2
BM1
GND1
GND2
A8
A3
A6

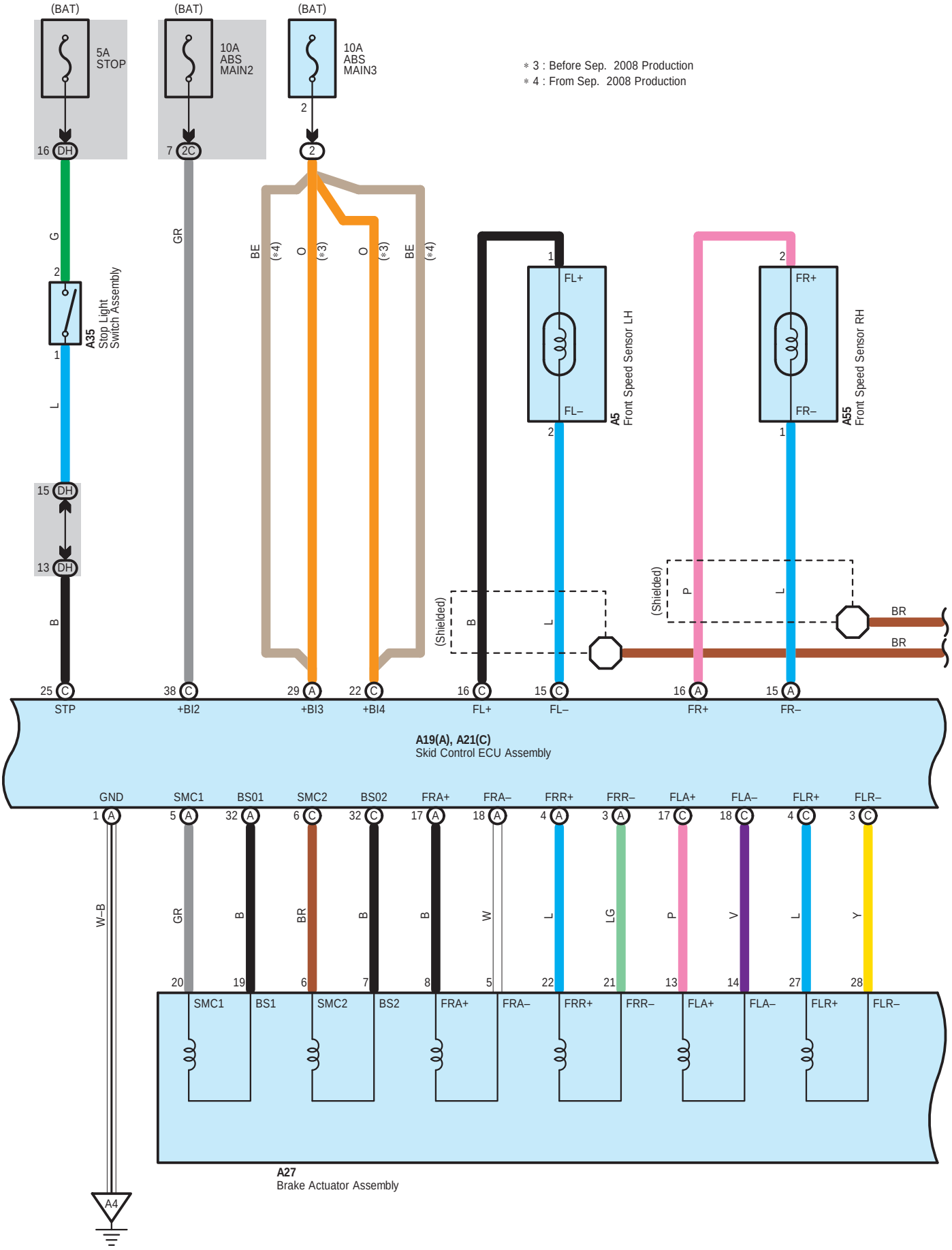
(BAT)
5A
STOP
10A
ABS
MAIN2
10A
ABS
MAIN3
∗ 3 : Before Sep. 2008 Production
∗ 4 : From Sep. 2008 Production
16 DH
7 2C
2
G
GR
BE (∗4)
O (∗3)
O (∗3)
BE (∗4)
A35
Stop Light
Switch Assembly
L
15 DH
13 DH
B
FL+
FL–
A5
Front Speed Sensor LH
FR+
FR–
A55
Front Speed Sensor RH
(Shielded)
P
BR
25 C
STP
38 C
+BI2
29 A
+BI3
22 C
+BI4
16 C
FL+
15 C
FL–
16 A
FR+
15 A
FR–
A19(A), A21(C)
Skid Control ECU Assembly
GND
SMC1
BS01
SMC2
BS02
FRA+
FRA–
FRR+
FRR–
FLA+
FLA–
FLR+
FLR–
W–B
V
Y
LG
W
A27
Brake Actuator Assembly
A4

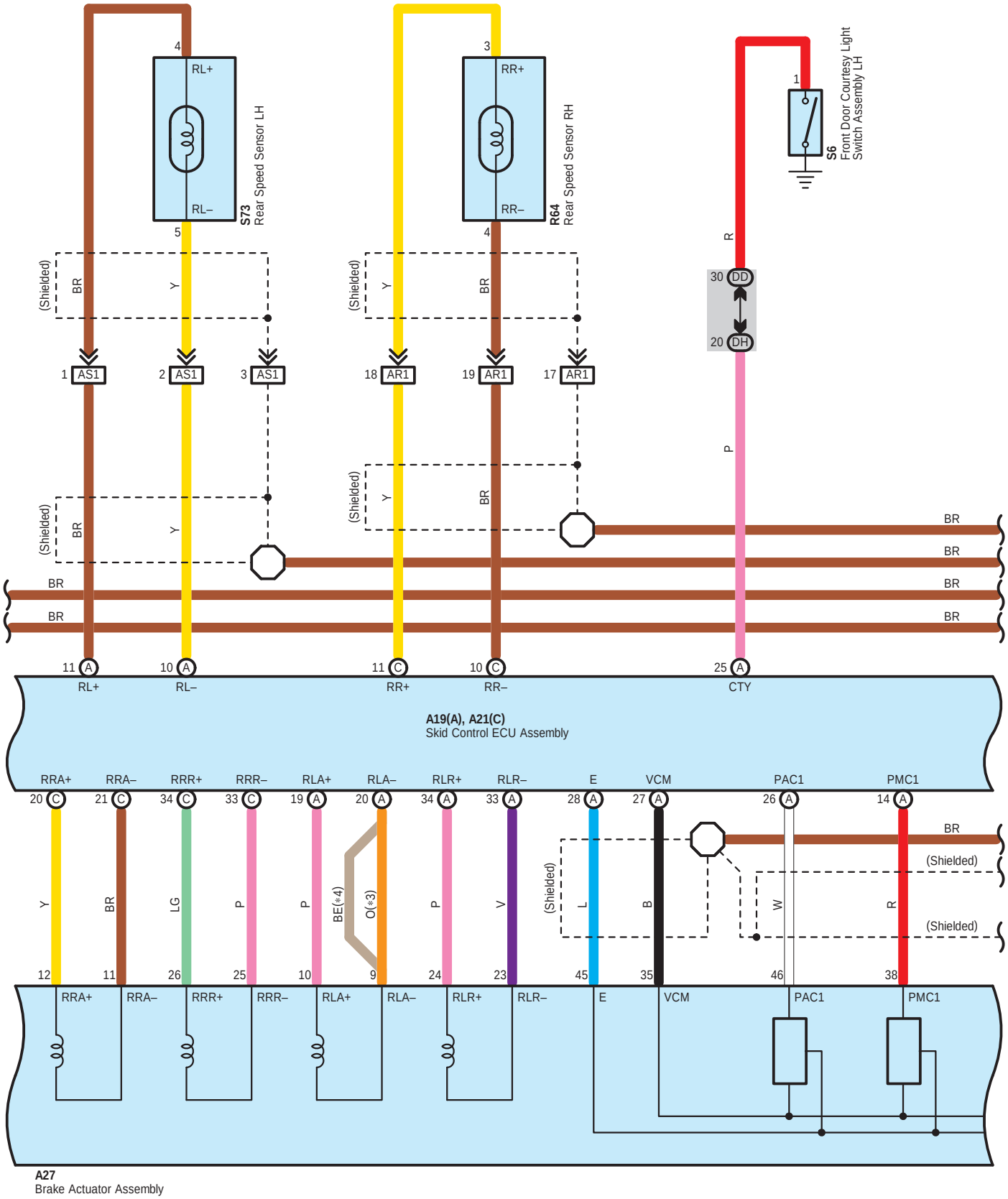
S73
Rear Speed Sensor LH
RL+
RL–
R64
Rear Speed Sensor RH
RR+
RR–
S6
Front Door Courtesy Light Switch Assembly LH
(Shielded)
BR
Y
R
P
AS1
AR1
DD
DH
A19(A), A21(C)
Skid Control ECU Assembly
RL+
RL–
RR+
RR–
CTY
RRA+
RRA–
RRR+
RRR–
RLA+
RLA–
RLR+
RLR–
E
VCM
PAC1
PMC1
LG
BE(*4)
O(*3)
V
L
B
W
A27
Brake Actuator Assembly

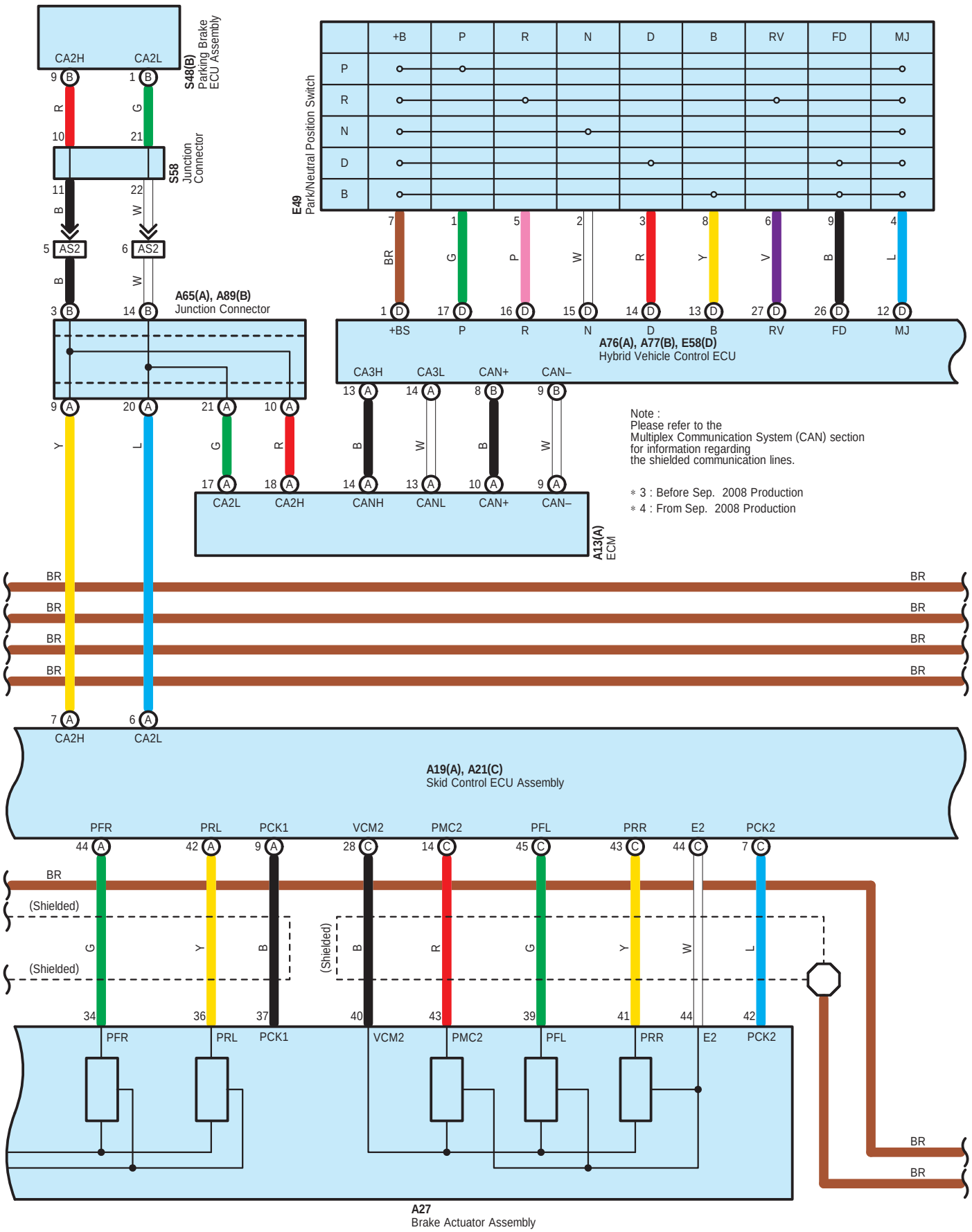
S48(B)
Parking Brake ECU Assembly
CA2H
CA2L
S58
Junction Connector
AS2
A65(A), A89(B)
Junction Connector
E49
Park/Neutral Position Switch
+B
P
R
N
D
B
RV
FD
MJ
+BS
A76(A), A77(B), E58(D)
Hybrid Vehicle Control ECU
CA3H
CA3L
CAN+
CAN–
CANH
CANL
A13(A)
ECM
Note :
Please refer to the
Multiplex Communication System (CAN) section
for information regarding
the shielded communication lines.
* 3 : Before Sep. 2008 Production
* 4 : From Sep. 2008 Production
A19(A), A21(C)
Skid Control ECU Assembly
PFR
PRL
PCK1
VCM2
PMC2
PFL
PRR
E2
PCK2
(Shielded)
A27
Brake Actuator Assembly

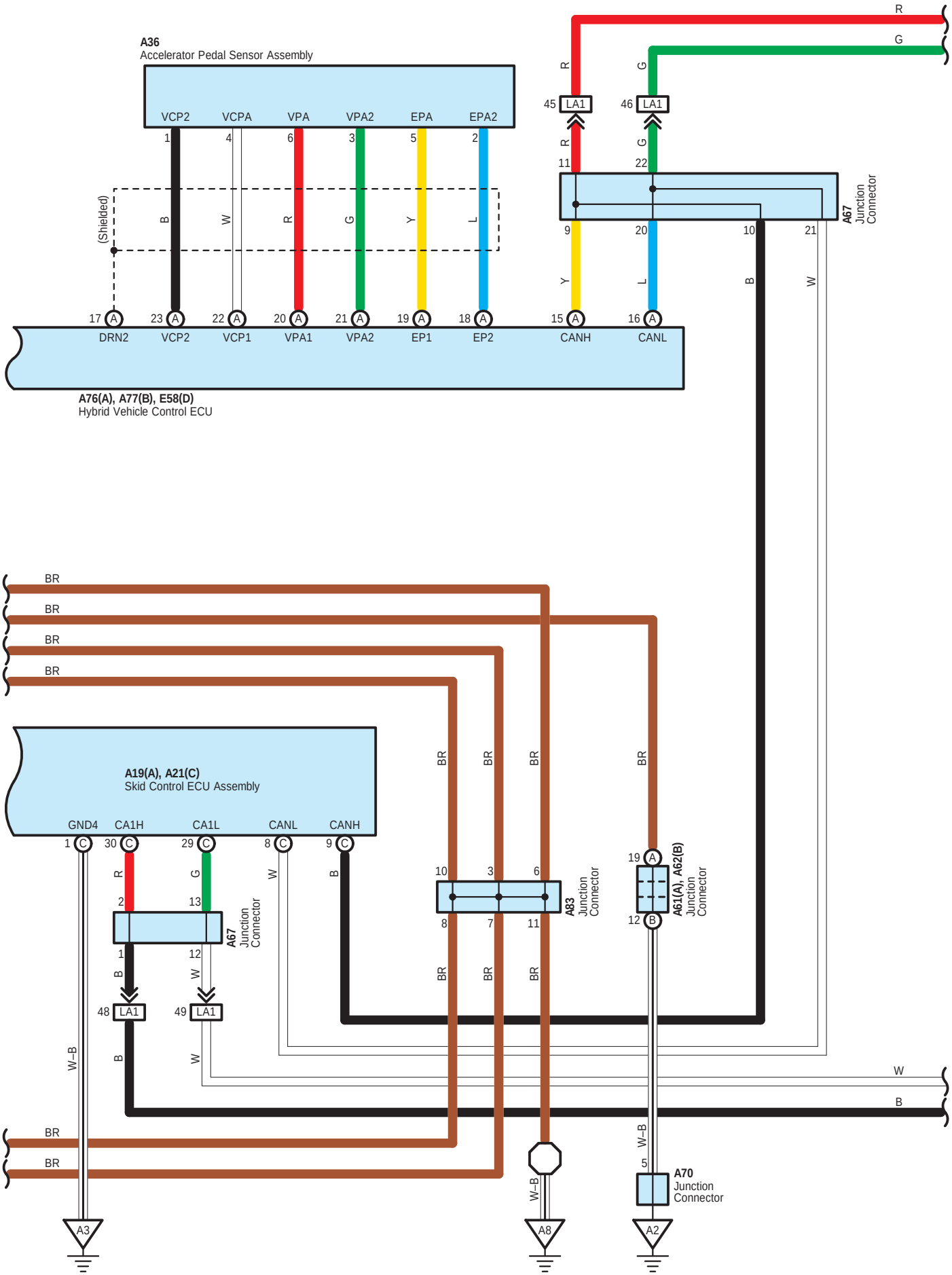
A36
Accelerator Pedal Sensor Assembly
VCP2
VCPA
VPA
VPA2
EPA
EPA2
(Shielded)
A76(A), A77(B), E58(D)
Hybrid Vehicle Control ECU
DRN2
VCP2
VCP1
VPA1
VPA2
EP1
EP2
CANH
CANL
LA1
A67
Junction
Connector
A19(A), A21(C)
Skid Control ECU Assembly
GND4
CA1H
CA1L
CANL
CANH
A83
Junction
Connector
A61(A), A62(B)
Junction
Connector
A70
Junction
Connector
A3
A8
A2

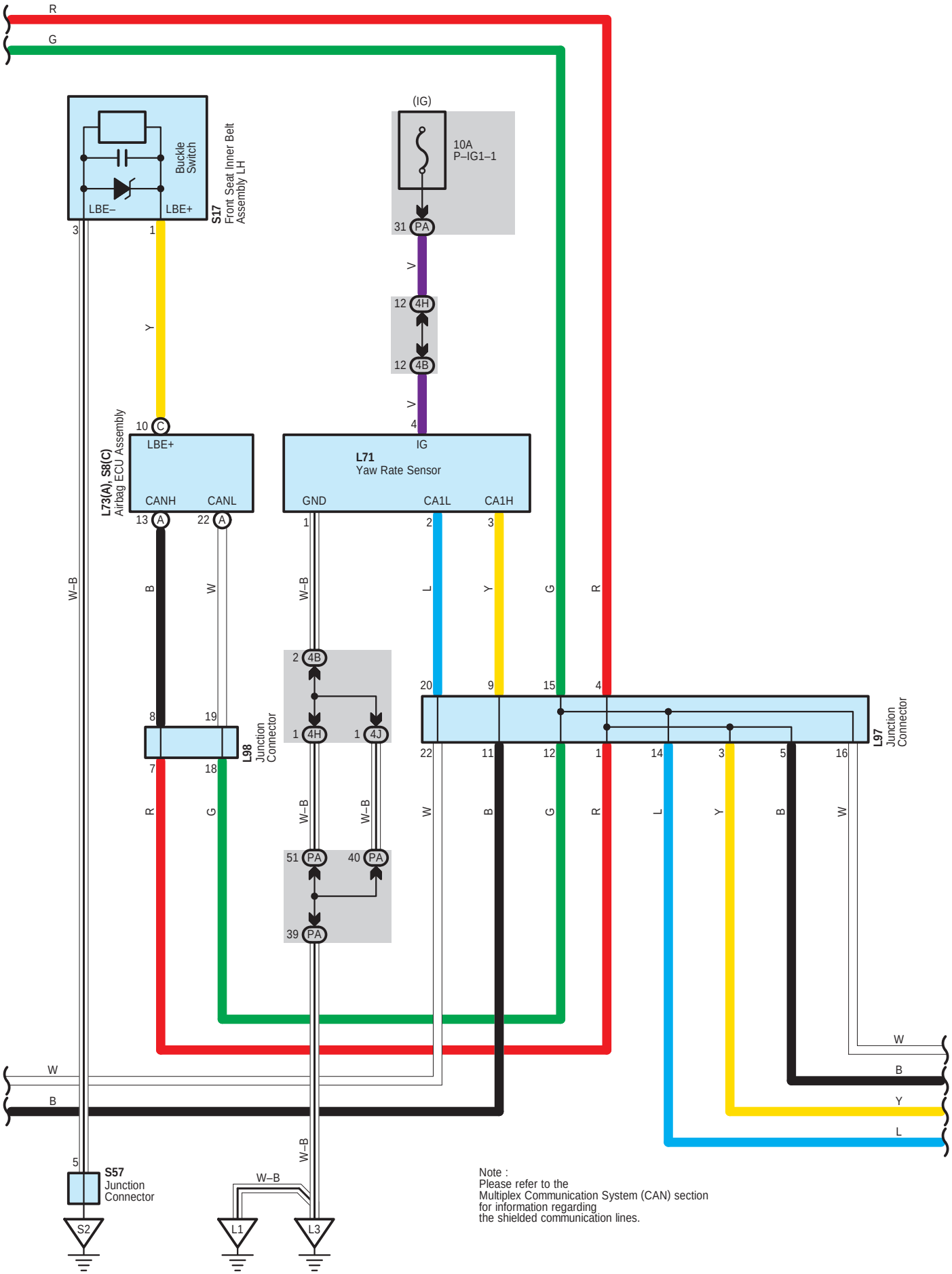

Note :
Please refer to the
Multiplex Communication System (CAN) section
for information regarding
the shielded communication lines.

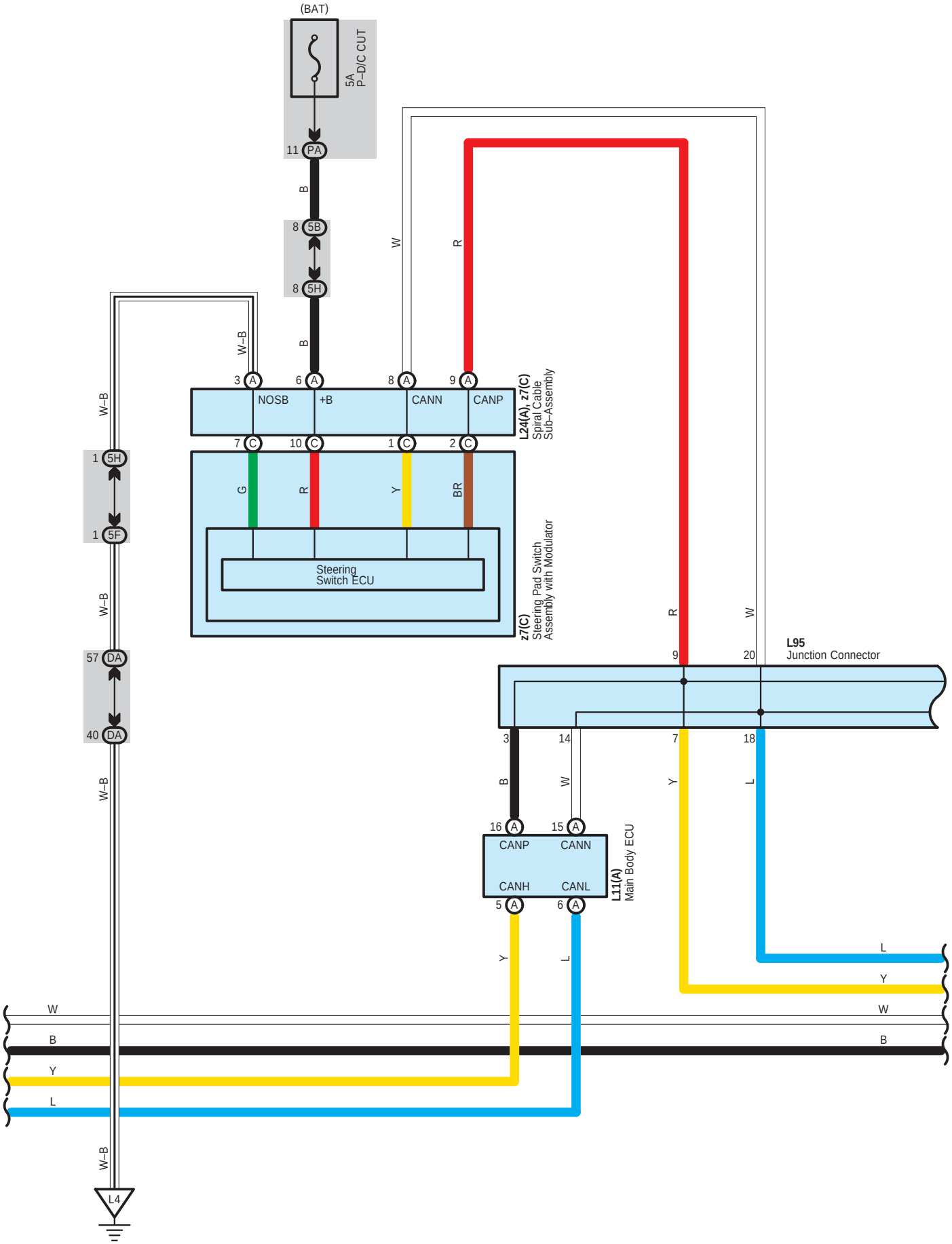
(BAT)
5A
P–D/C CUT
11 PA
B
8 5B
8 5H
B
W–B
3 A
6 A
8 A
9 A
NOSB
+B
CANN
CANP
L24(A), z7(C)
Spiral Cable
Sub–Assembly
7 C
10 C
1 C
2 C
G
R
Y
BR
Steering
Switch ECU
z7(C)
Steering Pad Switch
Assembly with Modulator
W
R
W–B
1 5H
1 5F
W–B
57 DA
40 DA
W–B
R
W
9
20
L95
Junction Connector
3
14
7
18
B
W
Y
L
16 A
15 A
CANP
CANN
CANH
CANL
5 A
6 A
L11(A)
Main Body ECU
Y
L
L
Y
W
B
W
B
Y
L
W–B
L4

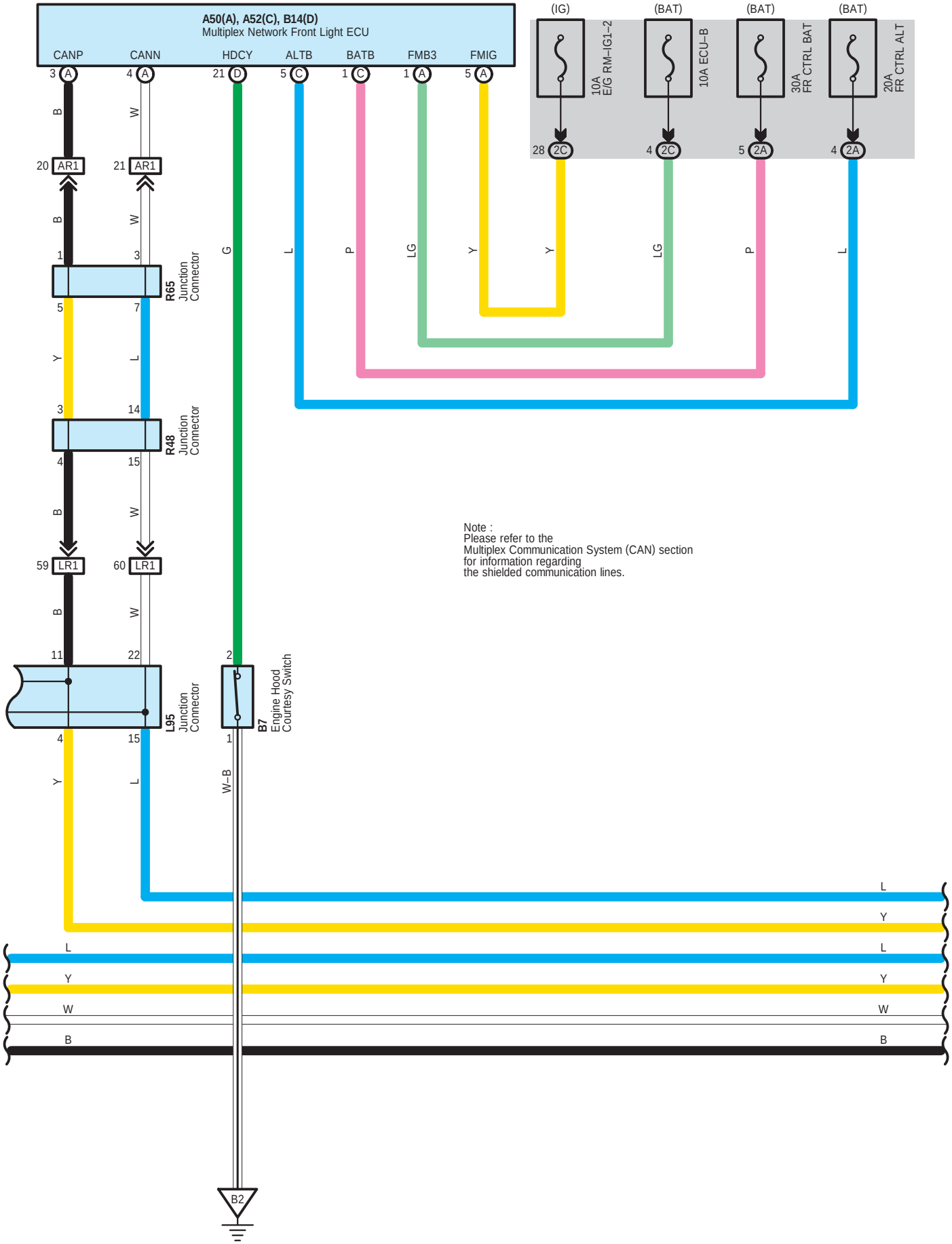
A50(A), A52(C), B14(D)
Multiplex Network Front Light ECU
CANP
CANN
HDCY
ALTB
BATB
FMB3
FMIG
(IG)
(BAT)
(BAT)
(BAT)
10A E/G RM–IG1–2
10A ECU–B
30A FR CTRL BAT
20A FR CTRL ALT
AR1
R65 Junction Connector
R48 Junction Connector
LR1
L95 Junction Connector
B7 Engine Hood Courtesy Switch
B2
Note :
Please refer to the
Multiplex Communication System (CAN) section
for information regarding
the shielded communication lines.

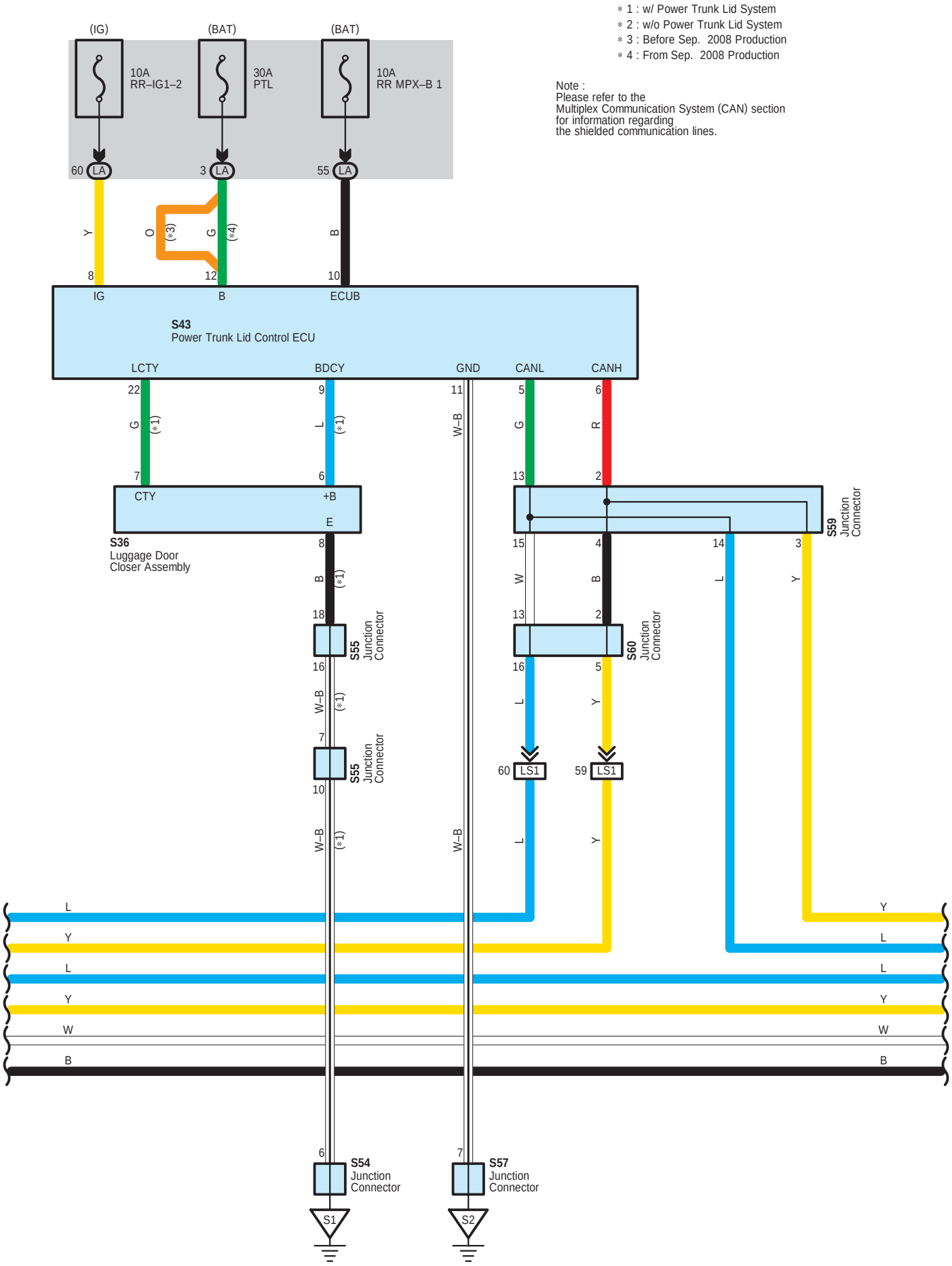

* 1 : w/ Power Trunk Lid System
* 2 : w/o Power Trunk Lid System
* 3 : Before Sep. 2008 Production
* 4 : From Sep. 2008 Production

Note :
Please refer to the
Multiplex Communication System (CAN) section
for information regarding
the shielded communication lines.

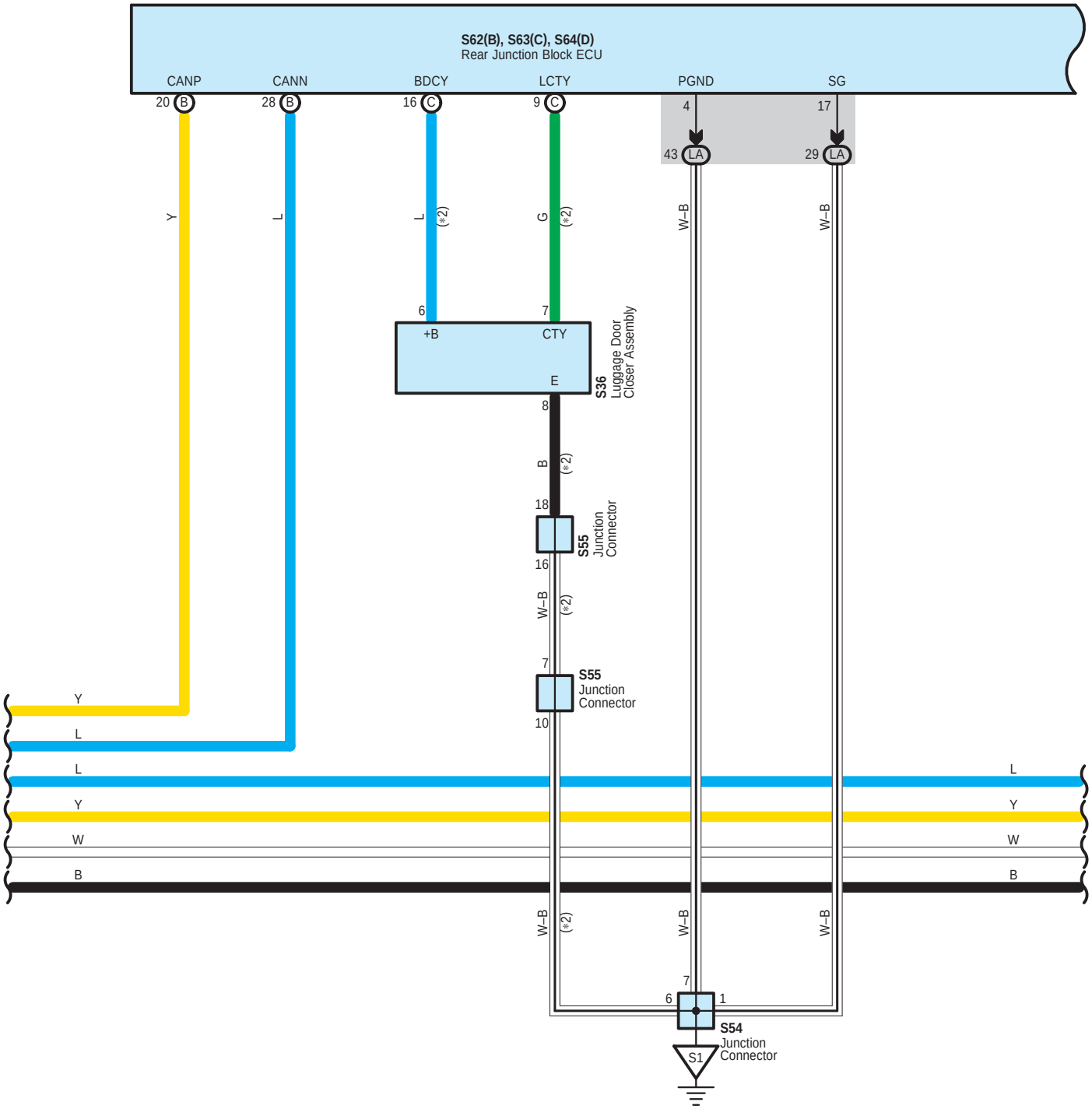
S62(B), S63(C), S64(D)
Rear Junction Block ECU
CANP
CANN
BDCY
LCTY
PGND
SG
20 B
28 B
16 C
9 C
4
17
43 LA
29 LA
Y
L
L (*2)
G (*2)
W–B
W–B
6
7
+B
CTY
E
S36
Luggage Door
Closer Assembly
8
B (*2)
18
S55
Junction
Connector
16
W–B (*2)
7
S55
Junction
Connector
10
Y
L
L
Y
W
B
L
Y
W
B
W–B (*2)
W–B
W–B
7
6
1
S54
Junction
Connector
S1

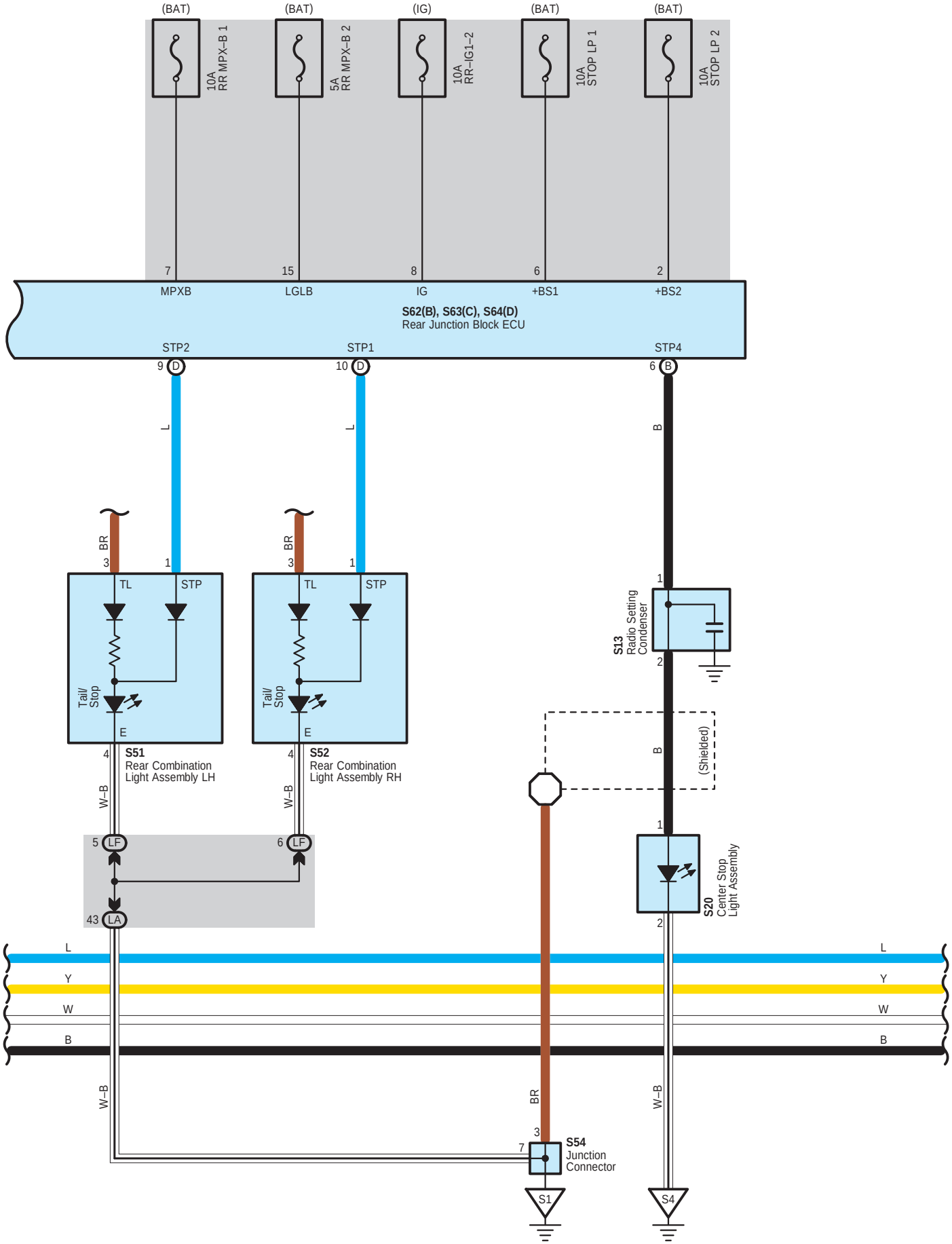
(BAT)
(BAT)
(IG)
(BAT)
(BAT)
10A RR MPX-B 1
5A RR MPX-B 2
10A RR-IG1-2
10A STOP LP 1
10A STOP LP 2
7
15
8
6
2
MPXB
LGLB
IG
+BS1
+BS2
S62(B), S63(C), S64(D)
Rear Junction Block ECU
STP2
STP1
STP4
9 D
10 D
6 B
L
L
B
BR
3
1
TL
STP
Tail/ Stop
E
4
S51
Rear Combination Light Assembly LH
S52
Rear Combination Light Assembly RH
W-B
5 LF
6 LF
43 LA
S13
Radio Setting Condenser
(Shielded)
S20
Center Stop Light Assembly
L
Y
W
B
BR
7
S54
Junction Connector
S1
S4

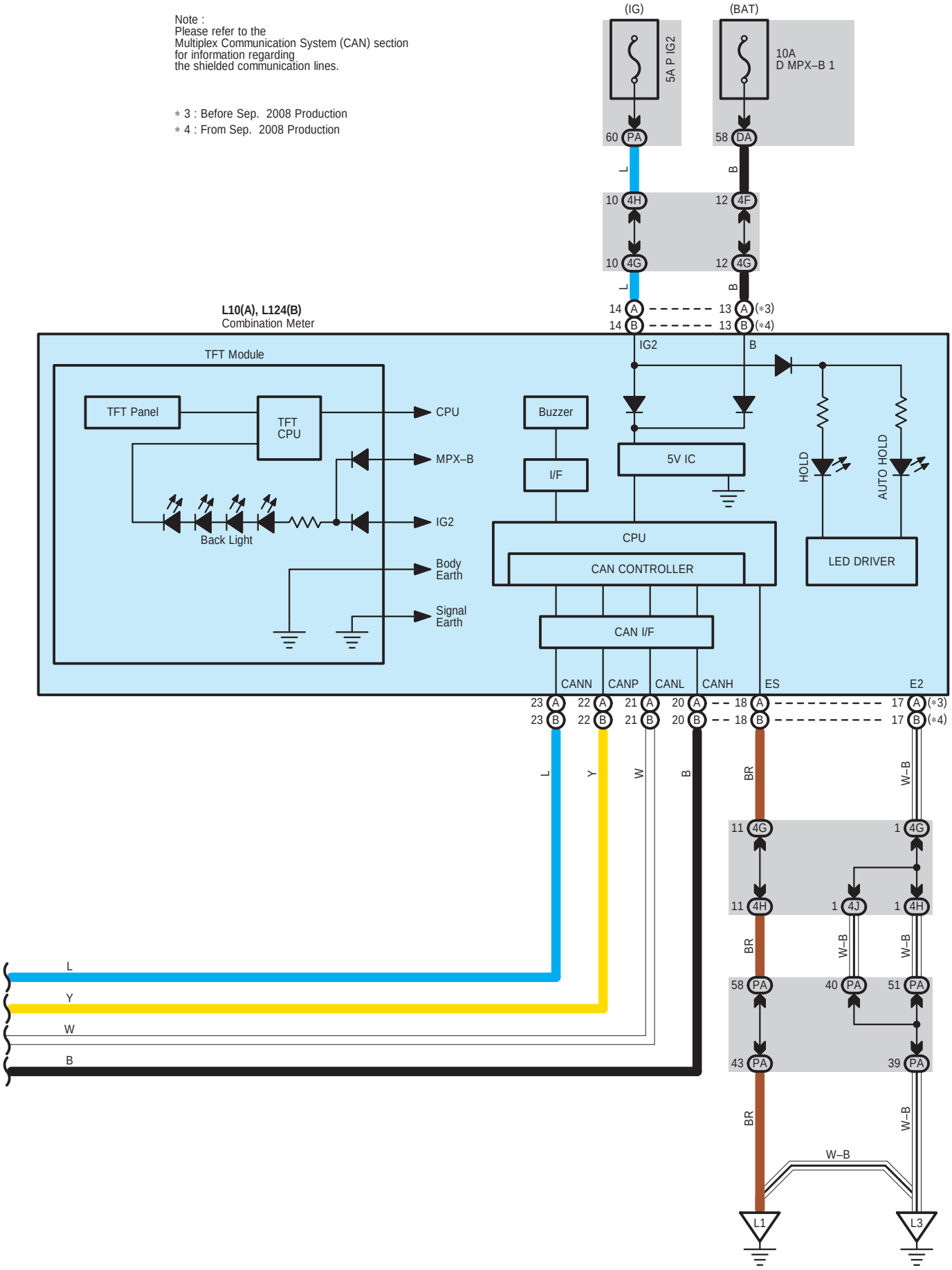
Note :
Please refer to the
Multiplex Communication System (CAN) section
for information regarding
the shielded communication lines.
∗ 3 : Before Sep. 2008 Production
∗ 4 : From Sep. 2008 Production
(IG)
(BAT)
5A P IG2
10A
D MPX–B 1
60 PA
58 DA
10 4H
12 4F
10 4G
12 4G
L10(A), L124(B)
Combination Meter
14 A
14 B
13 A (∗3)
13 B (∗4)
IG2
B
TFT Module
TFT Panel
TFT
CPU
CPU
MPX–B
IG2
Body
Earth
Signal
Earth
Back Light
Buzzer
I/F
5V IC
HOLD
AUTO HOLD
CPU
CAN CONTROLLER
LED DRIVER
CAN I/F
CANN
CANP
CANL
CANH
ES
E2
23 A
23 B
22 A
22 B
21 A
21 B
20 A
20 B
18 A
18 B
17 A (∗3)
17 B (∗4)
L
Y
W
B
BR
W–B
11 4G
1 4G
11 4H
1 4J
1 4H
58 PA
40 PA
51 PA
43 PA
39 PA
L1
L3

A 5
Gray



A 13
White

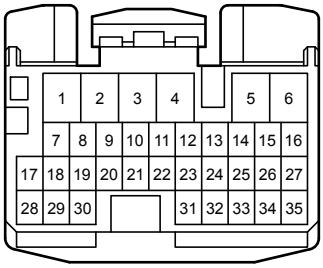

A 19
Black

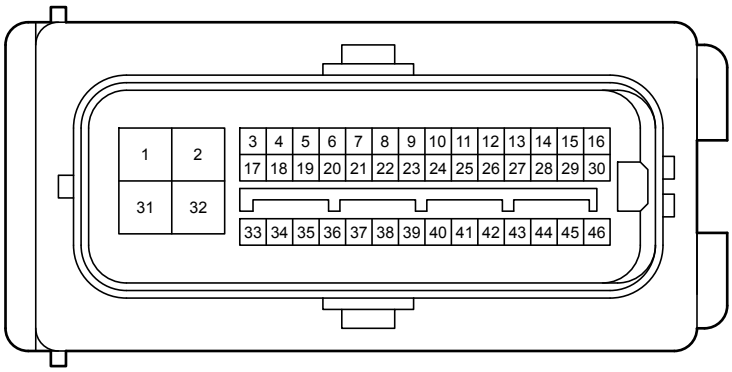

A 21
Gray

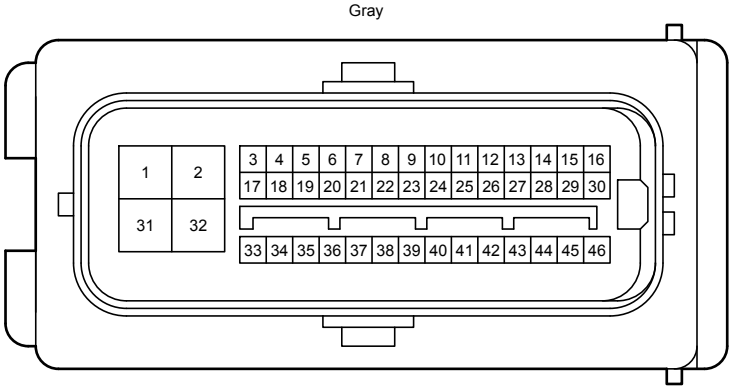

A 23
Black

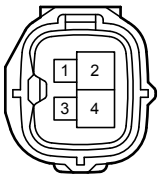

A 24
Black

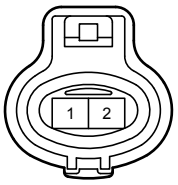

A 27
Black

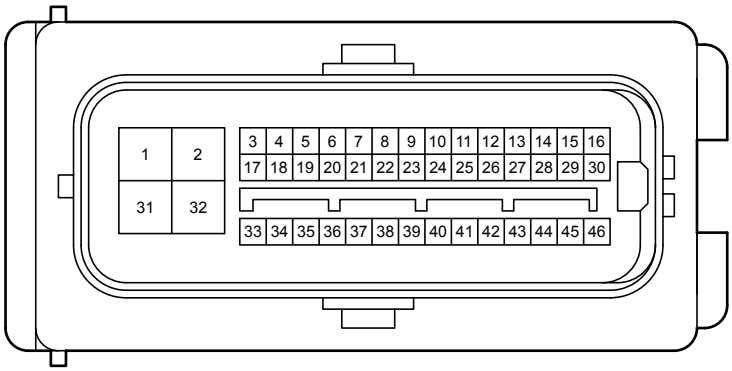

A 35
Green

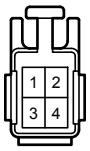

A 36
Black

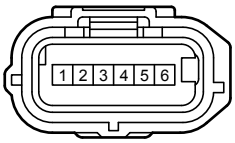

A 50
White

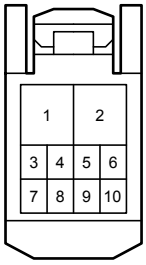

A 52
White

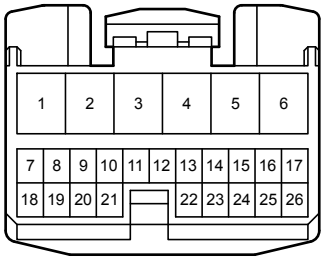

A 55
Gray

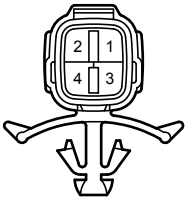

A 61
Black

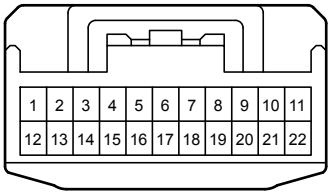

A 62
Blue

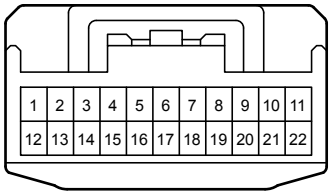

A 64
Black

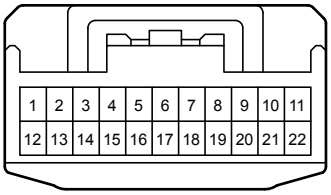

A 65
White

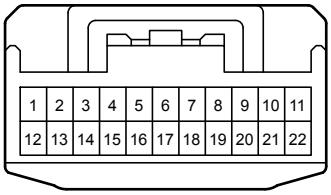

A 67
Black

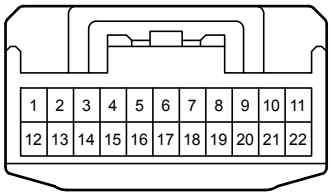

A 70
Gray



A 76
Gray

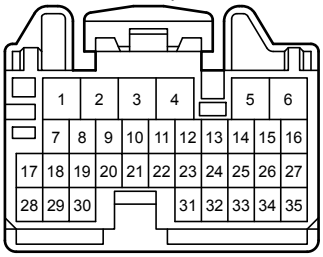

A 77
Gray

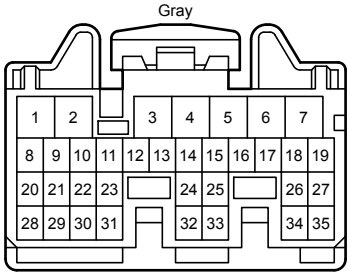

A 83
Black

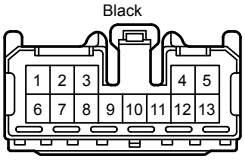

A 89
White

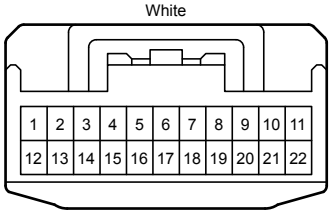

B 7
Black

B 14
White

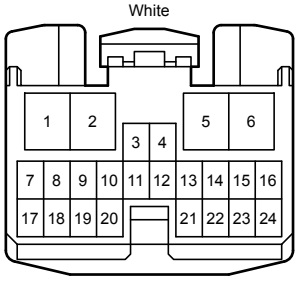

E 49
Gray

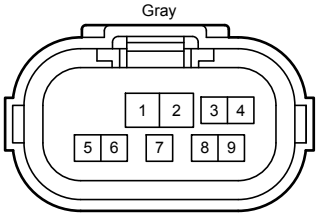

E 58
Gray

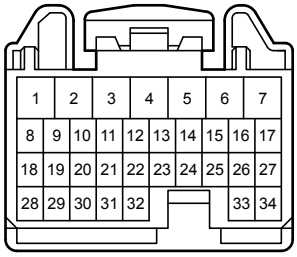

L 10
White

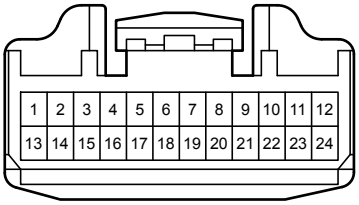

L 11
White

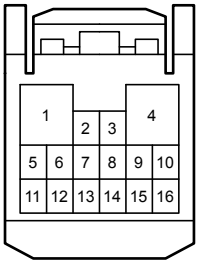

L 24
Black



L 71
Black



L 73
Yellow

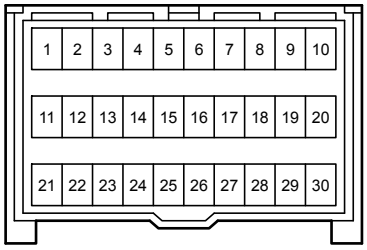

L 95
Gray

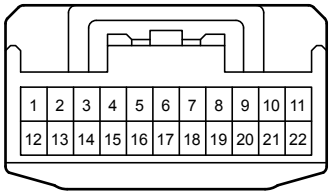

L 97
Black

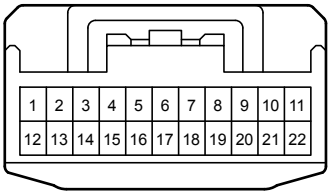

L 98
Gray

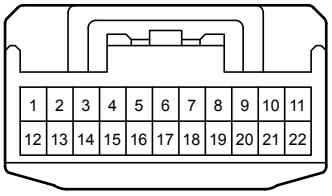

L124
Black

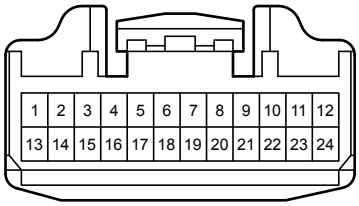

R 48
Black

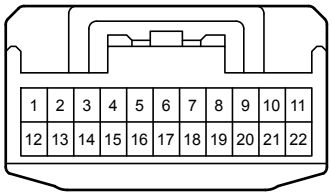

R 64
White

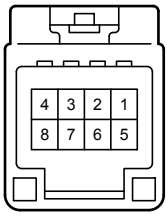

R 65
Dark Gray

S 6
White

S 8
Yellow

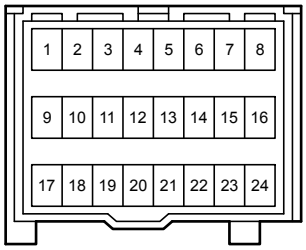

S 13
Gray



S 17
Gray

S 20
White

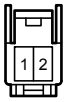

S 36
White

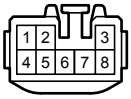

S 43
White

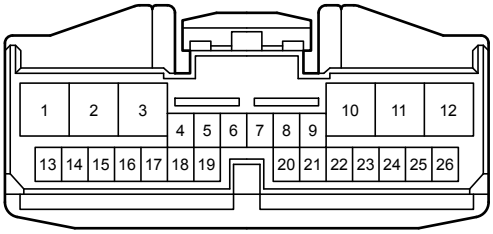

S 48
White

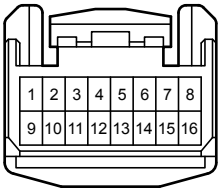

S 51
White



S 52
White



S 54
White

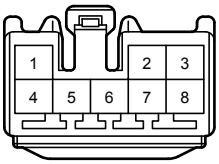

S 55
White

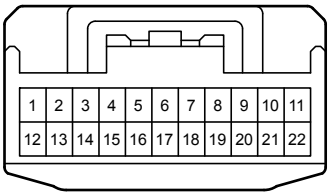

S 57
White

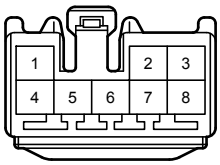

S 58
White

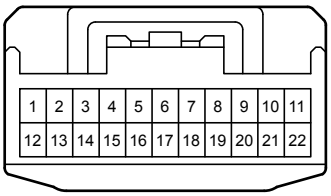

S 59
Black

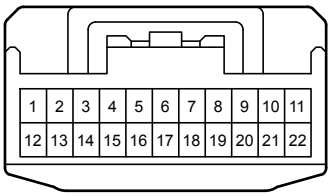

S 60
Black

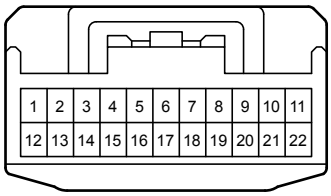

S 62
White

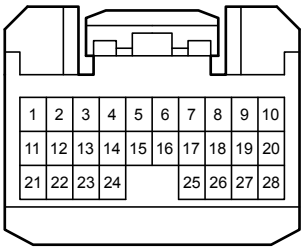

S 63
White

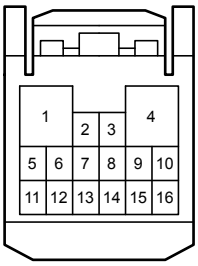

S 64
White

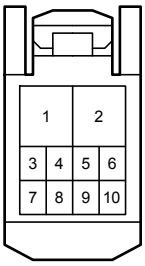

S 73
White

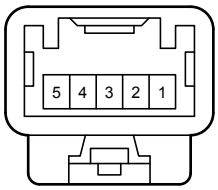

z 7
White

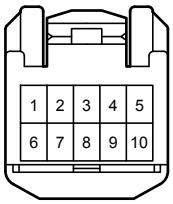

2A
Black

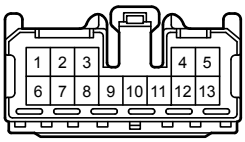

2B
Black

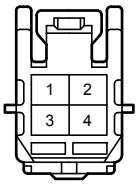

2C
White

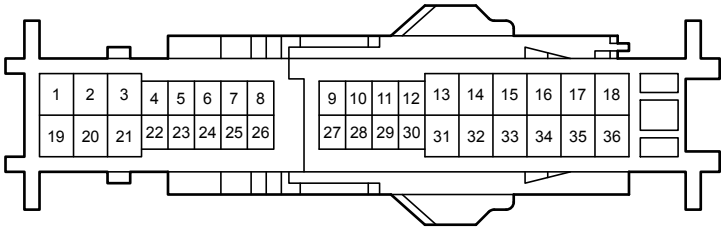

2G
Black

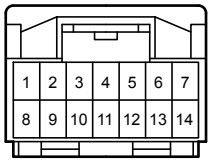

4B
Gray

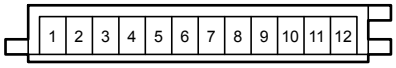

4F
Gray

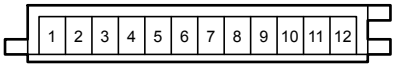

4G
White

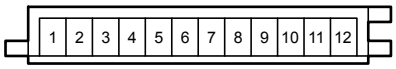

4H
Gray

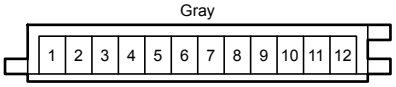

4J
Gray

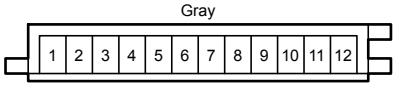

5B
Gray

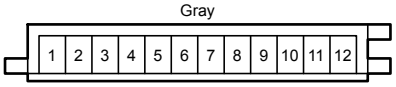

5F
Gray

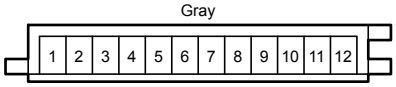

5H
Gray

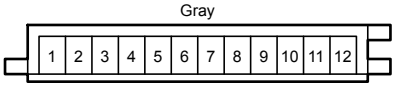

DA
White

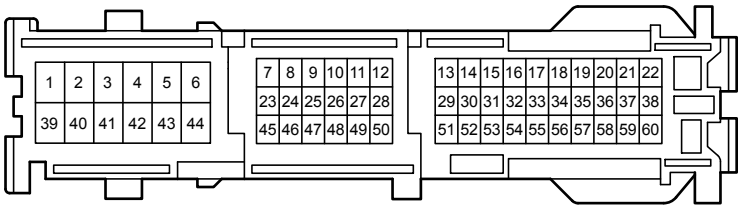

DD
Gray

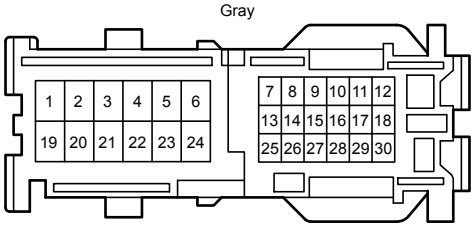

DH
Gray

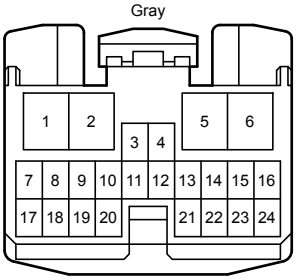

LA
White

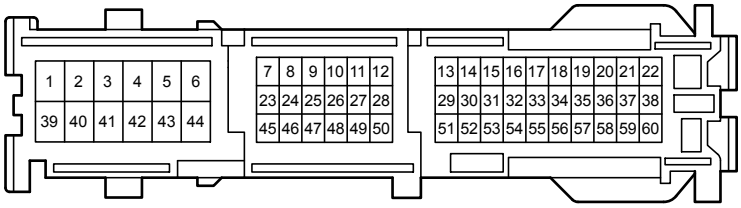

LF
Gray

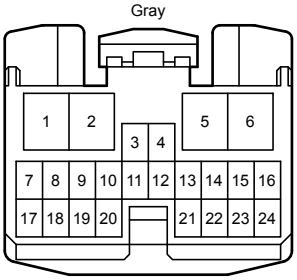

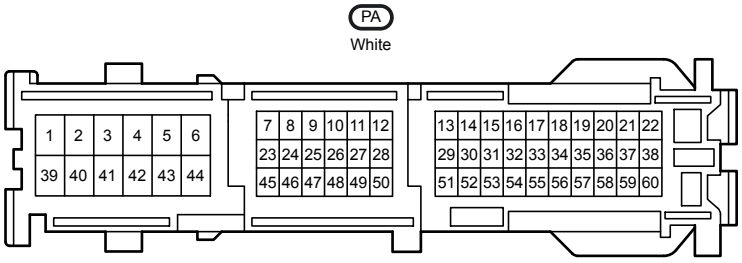
PA
White
1 2 3 4 5 6
39 40 41 42 43 44
7 8 9 10 11 12
23 24 25 26 27 28
45 46 47 48 49 50
13 14 15 16 17 18 19 20 21 22
29 30 31 32 33 34 35 36 37 38
51 52 53 54 55 56 57 58 59 60

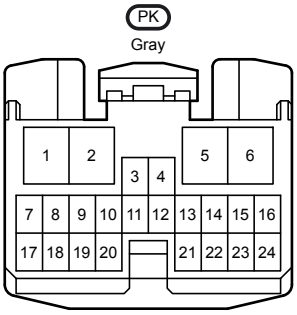
PK
Gray
1 2
3 4
5 6
7 8 9 10 11 12 13 14 15 16
17 18 19 20
21 22 23 24

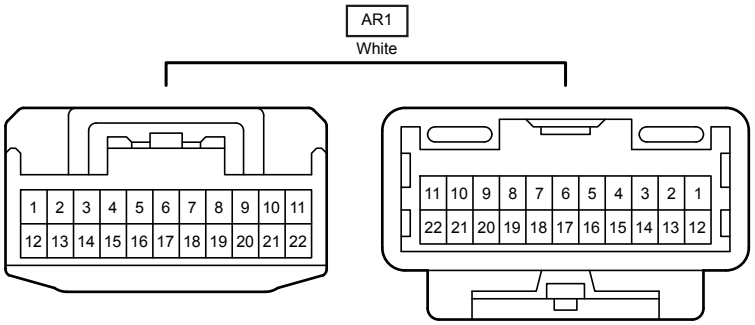
AR1
White
1 2 3 4 5 6 7 8 9 10 11
12 13 14 15 16 17 18 19 20 21 22
11 10 9 8 7 6 5 4 3 2 1
22 21 20 19 18 17 16 15 14 13 12

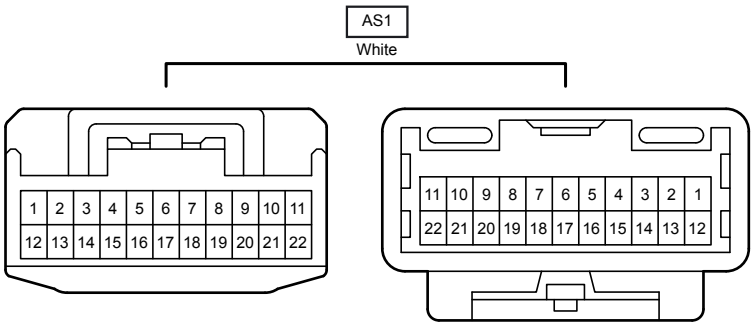
AS1
White
1 2 3 4 5 6 7 8 9 10 11
12 13 14 15 16 17 18 19 20 21 22
11 10 9 8 7 6 5 4 3 2 1
22 21 20 19 18 17 16 15 14 13 12

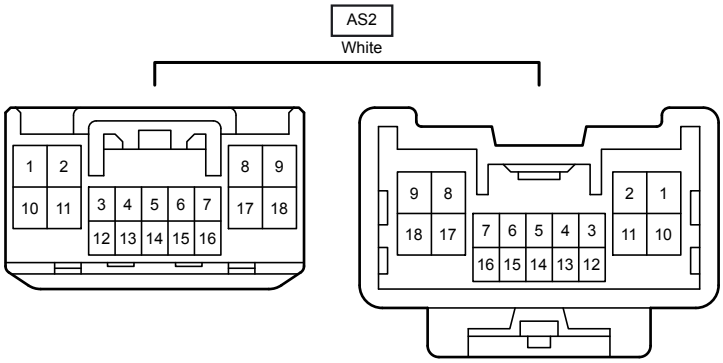
AS2
White
1 2
10 11
3 4 5 6 7
12 13 14 15 16
8 9
17 18
9 8
18 17
7 6 5 4 3
16 15 14 13 12
2 1
11 10

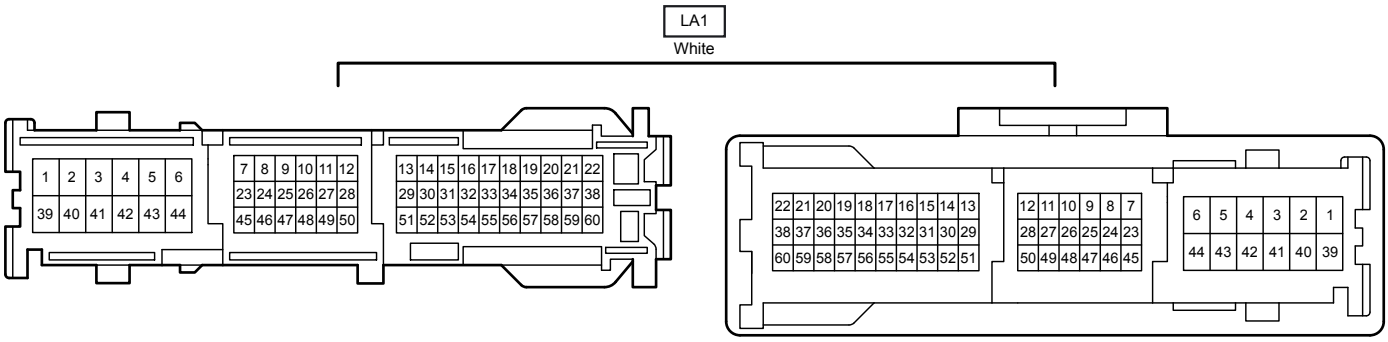
LA1
White
1 2 3 4 5 6
39 40 41 42 43 44
7 8 9 10 11 12
23 24 25 26 27 28
45 46 47 48 49 50
13 14 15 16 17 18 19 20 21 22
29 30 31 32 33 34 35 36 37 38
51 52 53 54 55 56 57 58 59 60
22 21 20 19 18 17 16 15 14 13
38 37 36 35 34 33 32 31 30 29
60 59 58 57 56 55 54 53 52 51
12 11 10 9 8 7
28 27 26 25 24 23
50 49 48 47 46 45
6 5 4 3 2 1
44 43 42 41 40 39

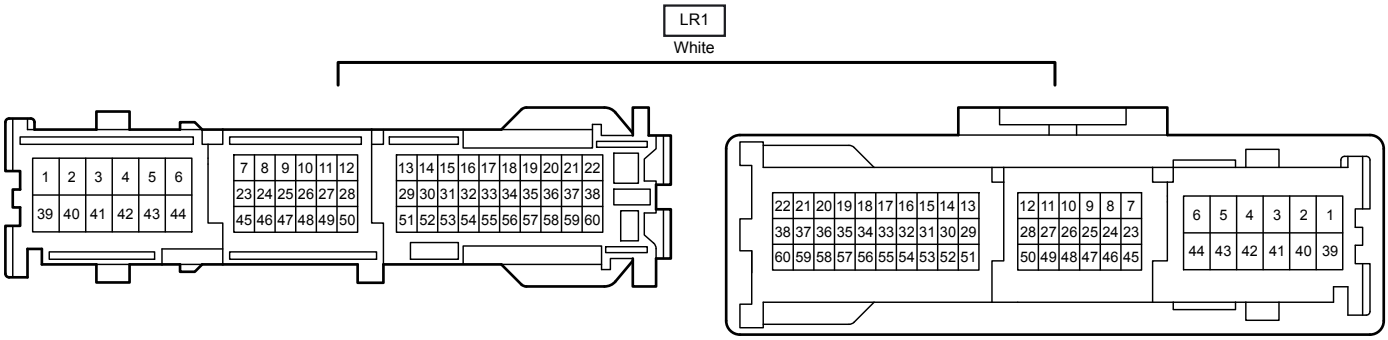
LR1
White
1 2 3 4 5 6
39 40 41 42 43 44
7 8 9 10 11 12
23 24 25 26 27 28
45 46 47 48 49 50
13 14 15 16 17 18 19 20 21 22
29 30 31 32 33 34 35 36 37 38
51 52 53 54 55 56 57 58 59 60
22 21 20 19 18 17 16 15 14 13
38 37 36 35 34 33 32 31 30 29
60 59 58 57 56 55 54 53 52 51
12 11 10 9 8 7
28 27 26 25 24 23
50 49 48 47 46 45
6 5 4 3 2 1
44 43 42 41 40 39

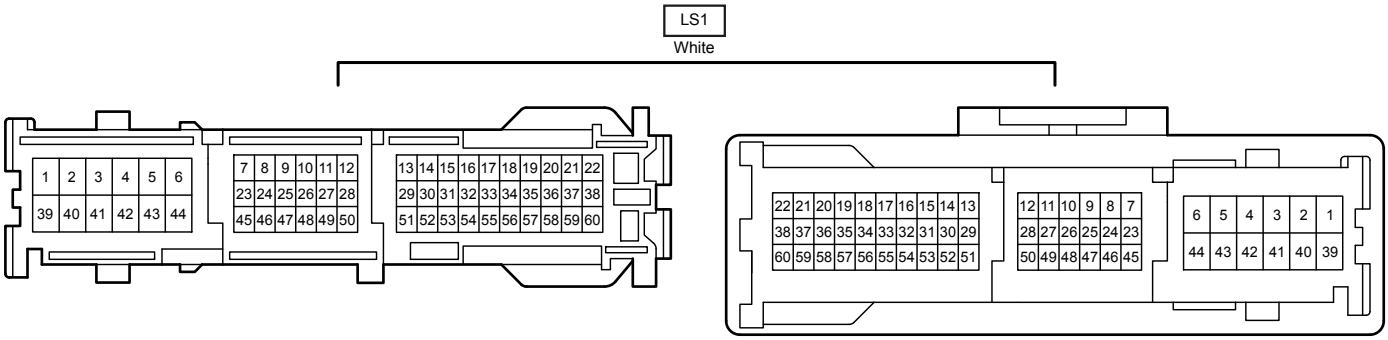
LS1
White
1 2 3 4 5 6
39 40 41 42 43 44
7 8 9 10 11 12
23 24 25 26 27 28
45 46 47 48 49 50
13 14 15 16 17 18 19 20 21 22
29 30 31 32 33 34 35 36 37 38
51 52 53 54 55 56 57 58 59 60
22 21 20 19 18 17 16 15 14 13
38 37 36 35 34 33 32 31 30 29
60 59 58 57 56 55 54 53 52 51
12 11 10 9 8 7
28 27 26 25 24 23
50 49 48 47 46 45
6 5 4 3 2 1
44 43 42 41 40 39