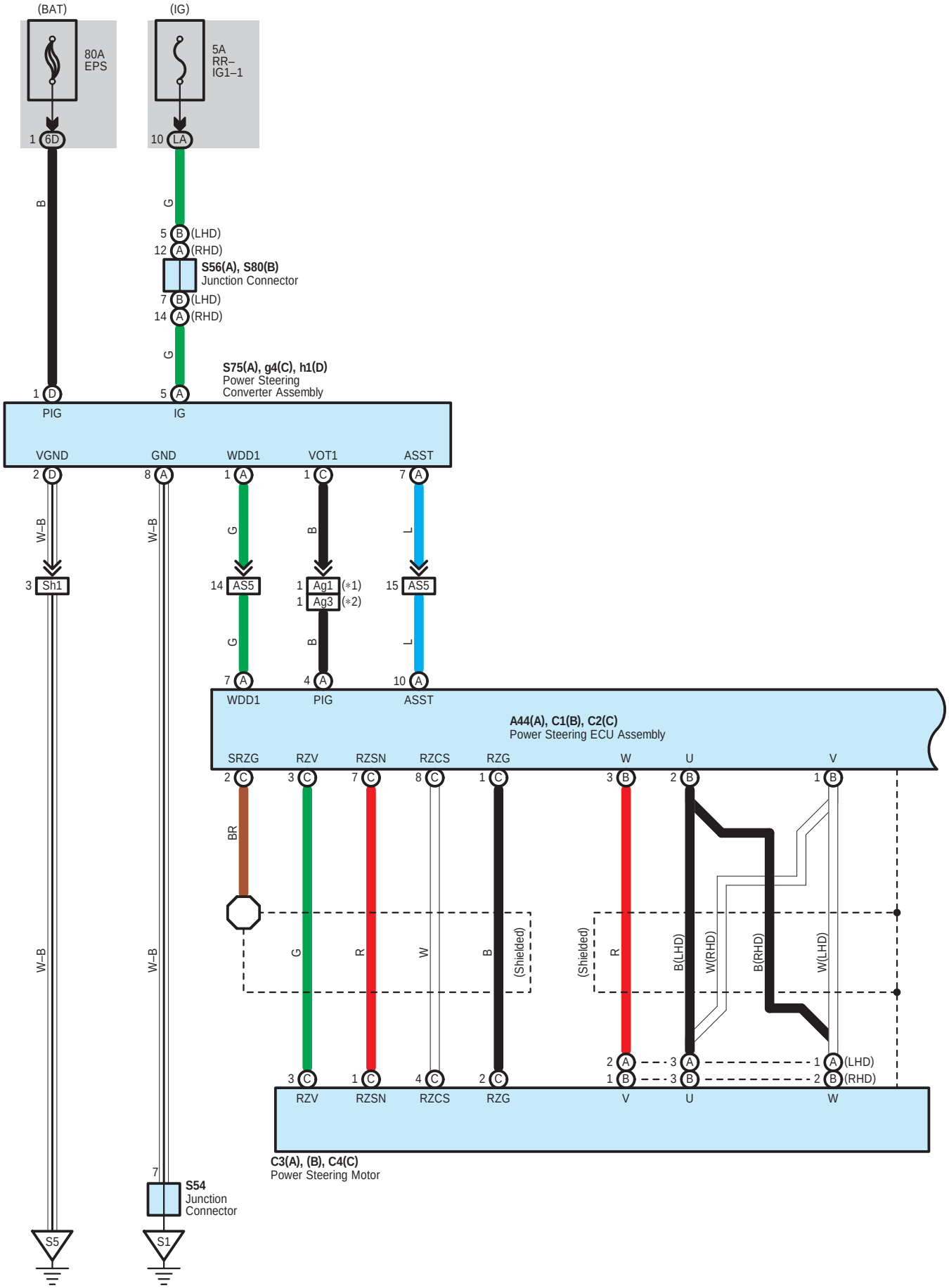
(BAT)
(IG)
80A
EPS
5A
RR–
IG1–1
1 6D
10 LA
B
G
5 B (LHD)
12 A (RHD)
S56(A), S80(B)
Junction Connector
7 B (LHD)
14 A (RHD)
G
S75(A), g4(C), h1(D)
Power Steering
Converter Assembly
1 D
5 A
PIG
IG
VGND
GND
WDD1
VOT1
ASST
2 D
8 A
1 A
1 C
7 A
W–B
W–B
G
B
L
3 Sh1
14 AS5
1 Ag1 (*1)
1 Ag3 (*2)
15 AS5
G
B
L
7 A
4 A
10 A
WDD1
PIG
ASST
A44(A), C1(B), C2(C)
Power Steering ECU Assembly
SRZG
RZV
RZSN
RZCS
RZG
W
U
V
2 C
3 C
7 C
8 C
1 C
3 B
2 B
1 B
BR
G
R
W
B
(Shielded)
(Shielded)
R
B(LHD)
W(RHD)
B(RHD)
W(LHD)
W–B
W–B
2 A
1 B
3 A
3 B
1 A (LHD)
2 B (RHD)
3 C
1 C
4 C
2 C
RZV
RZSN
RZCS
RZG
V
U
W
C3(A), (B), C4(C)
Power Steering Motor
7
S54
Junction
Connector
S5
S1

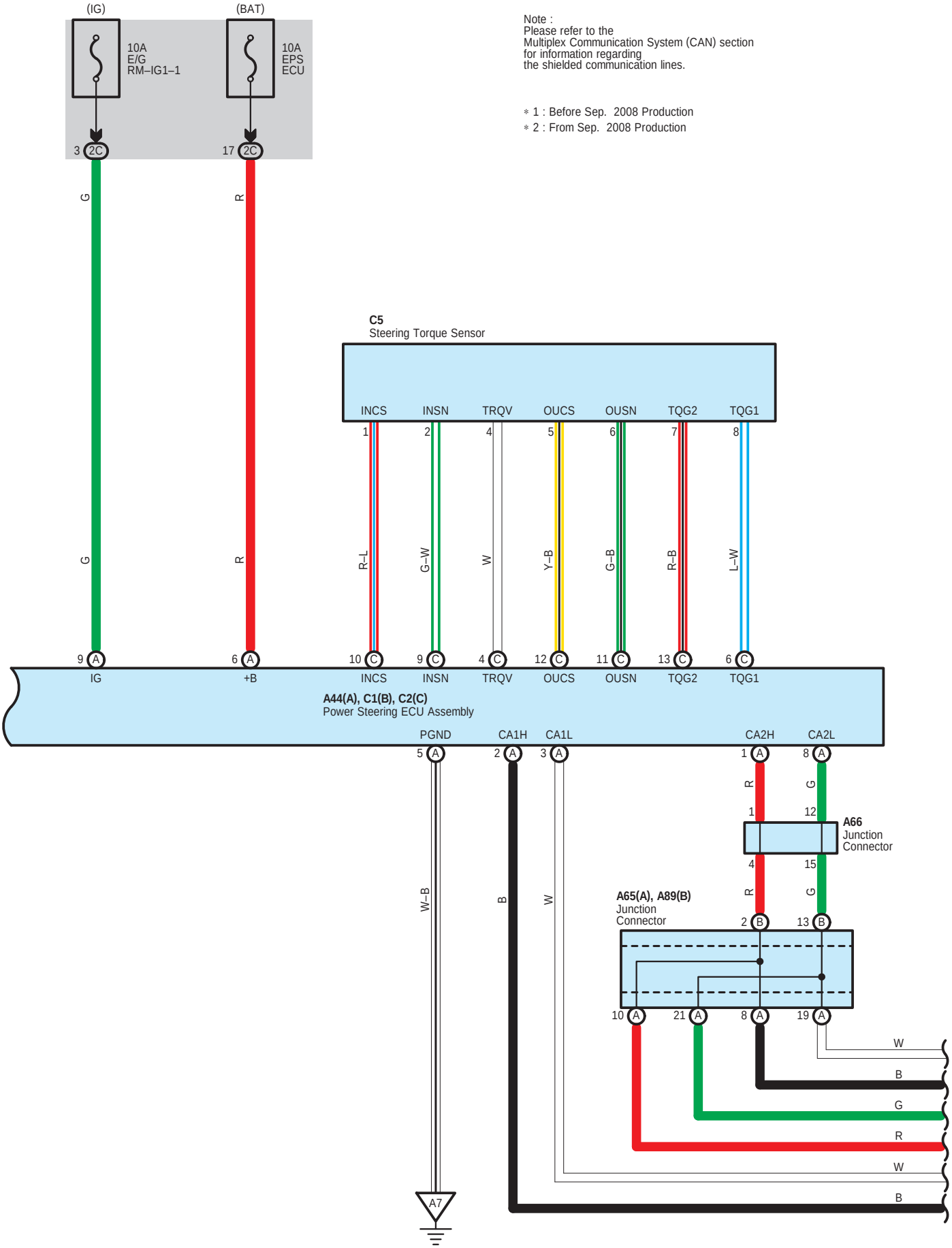
(IG)
(BAT)
10A
E/G
RM–IG1–1
10A
EPS
ECU
3 2C
17 2C
G
R
Note :
Please refer to the
Multiplex Communication System (CAN) section
for information regarding
the shielded communication lines.
∗ 1 : Before Sep. 2008 Production
∗ 2 : From Sep. 2008 Production
C5
Steering Torque Sensor
INCS
INSN
TRQV
OUCS
OUSN
TQG2
TQG1
1
2
4
5
6
7
8
R–L
G–W
W
Y–B
G–B
R–B
L–W
9 A
6 A
10 C
9 C
4 C
12 C
11 C
13 C
6 C
IG
+B
INCS
INSN
TRQV
OUCS
OUSN
TQG2
TQG1
A44(A), C1(B), C2(C)
Power Steering ECU Assembly
PGND
CA1H
CA1L
CA2H
CA2L
5 A
2 A
3 A
1 A
8 A
R
G
1
12
A66
Junction
Connector
4
15
R
G
A65(A), A89(B)
Junction
Connector
2 B
13 B
W–B
B
W
10 A
21 A
8 A
19 A
W
B
G
R
W
B
A7

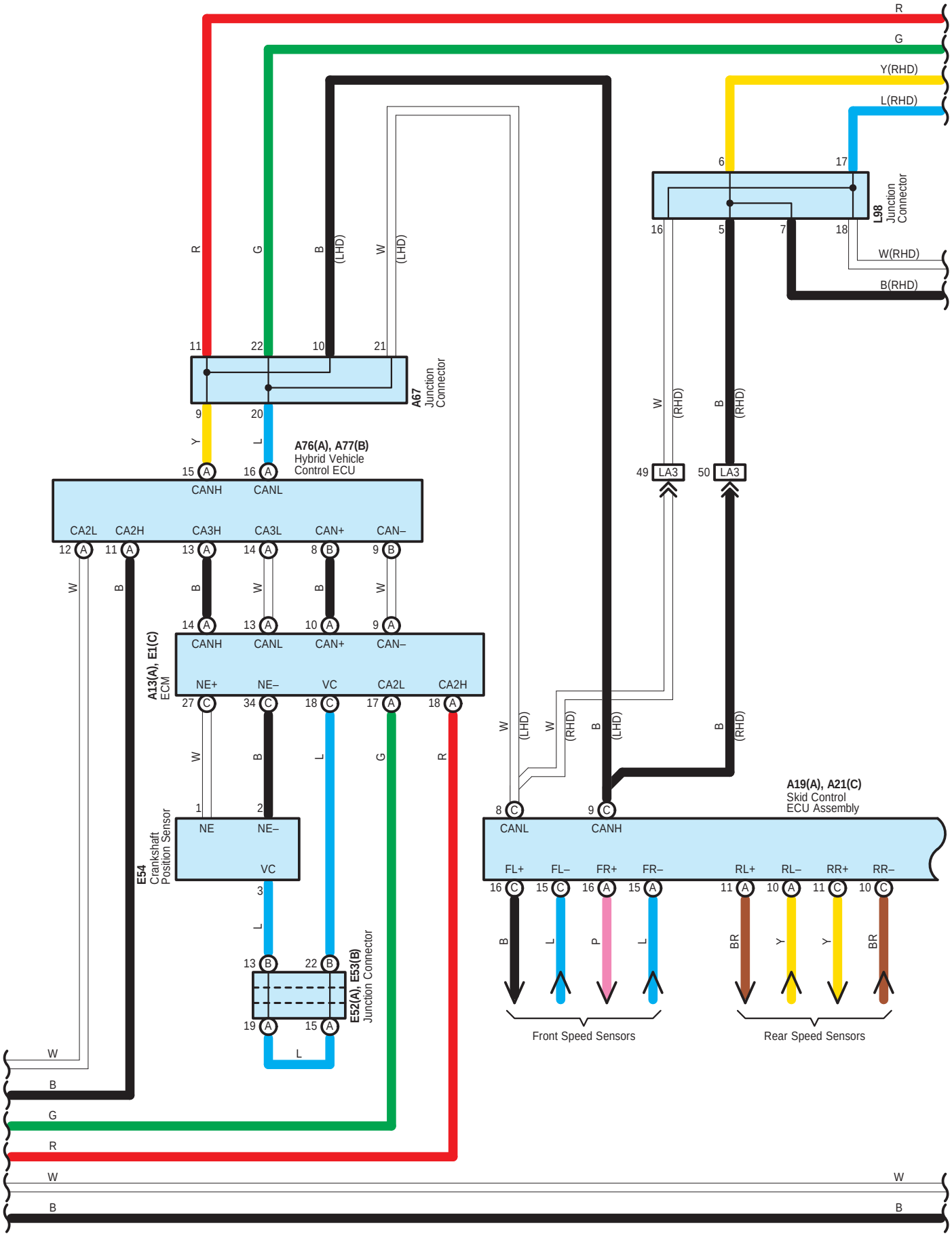
R
G
Y(RHD)
L(RHD)
W(RHD)
B(RHD)
L98 Junction Connector
A67 Junction Connector
A76(A), A77(B) Hybrid Vehicle Control ECU
CANH
CANL
CA2L
CA2H
CA3H
CA3L
CAN+
CAN–
A13(A), E1(C) ECM
NE+
NE–
VC
E54 Crankshaft Position Sensor
NE
E52(A), E53(B) Junction Connector
LA3
A19(A), A21(C) Skid Control ECU Assembly
FL+
FL–
FR+
FR–
RL+
RL–
RR+
RR–
Front Speed Sensors
Rear Speed Sensors
(LHD)
(RHD)

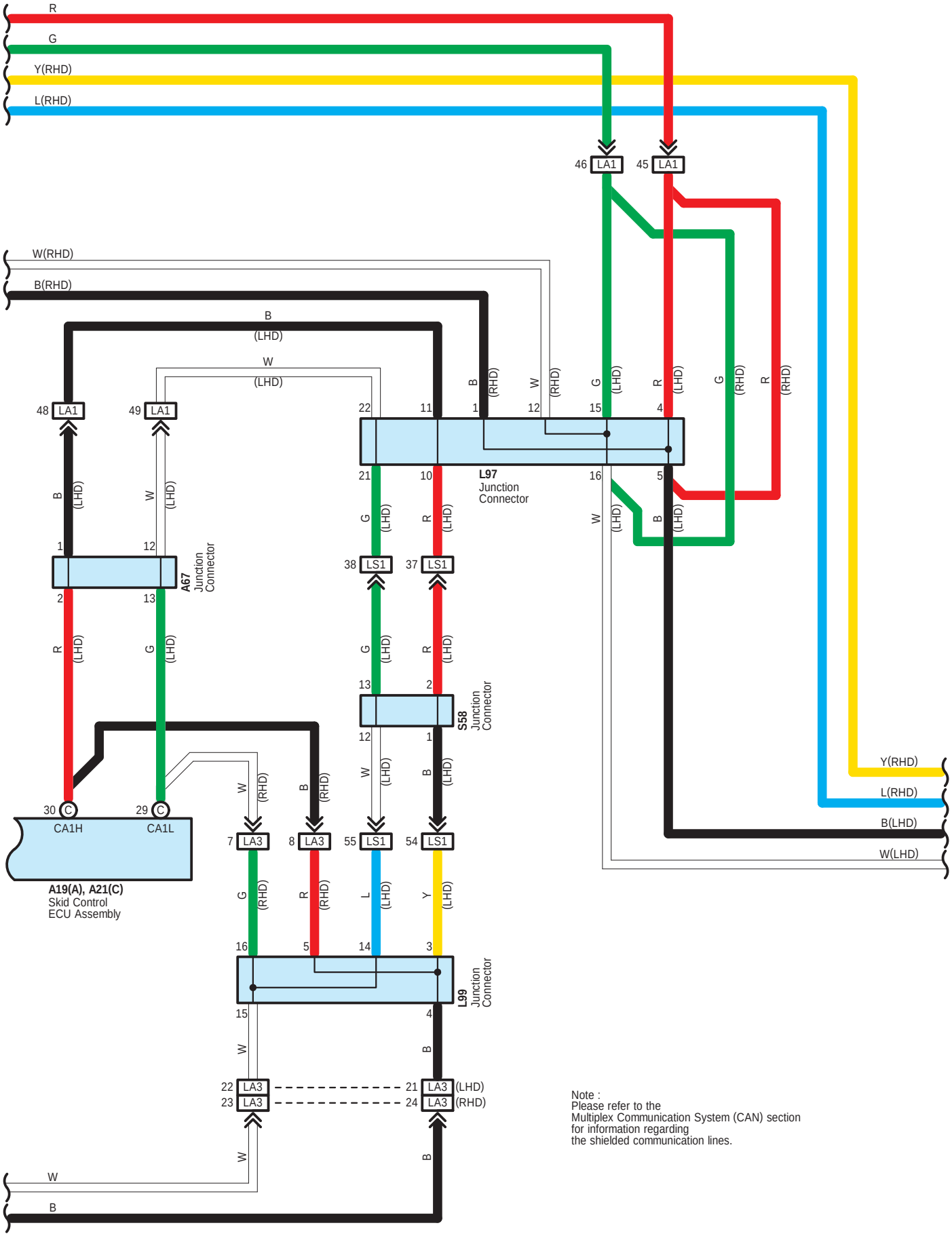

Note :
Please refer to the
Multiplex Communication System (CAN) section
for information regarding
the shielded communication lines.

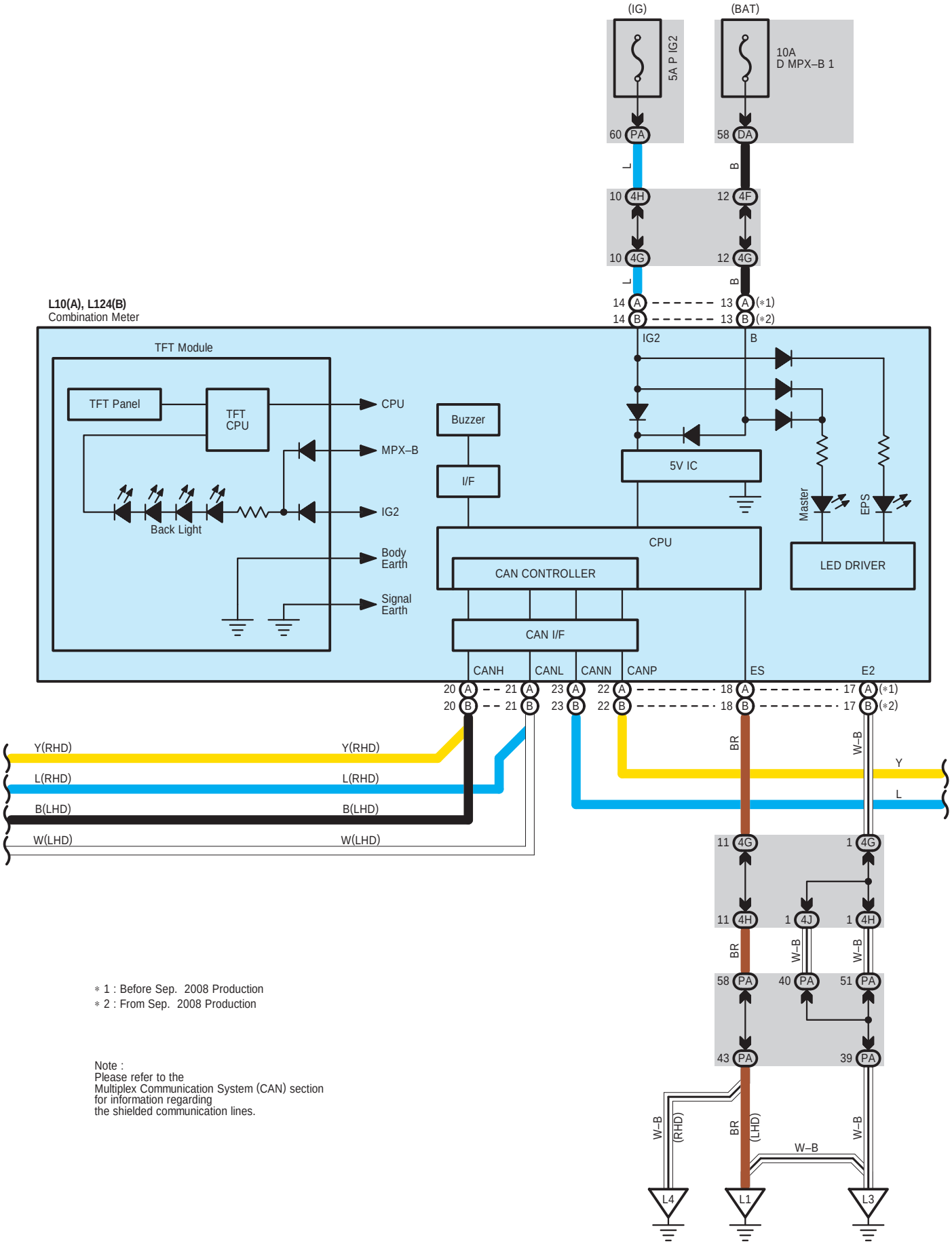

* 1 : Before Sep. 2008 Production
* 2 : From Sep. 2008 Production

Note :
Please refer to the
Multiplex Communication System (CAN) section
for information regarding
the shielded communication lines.

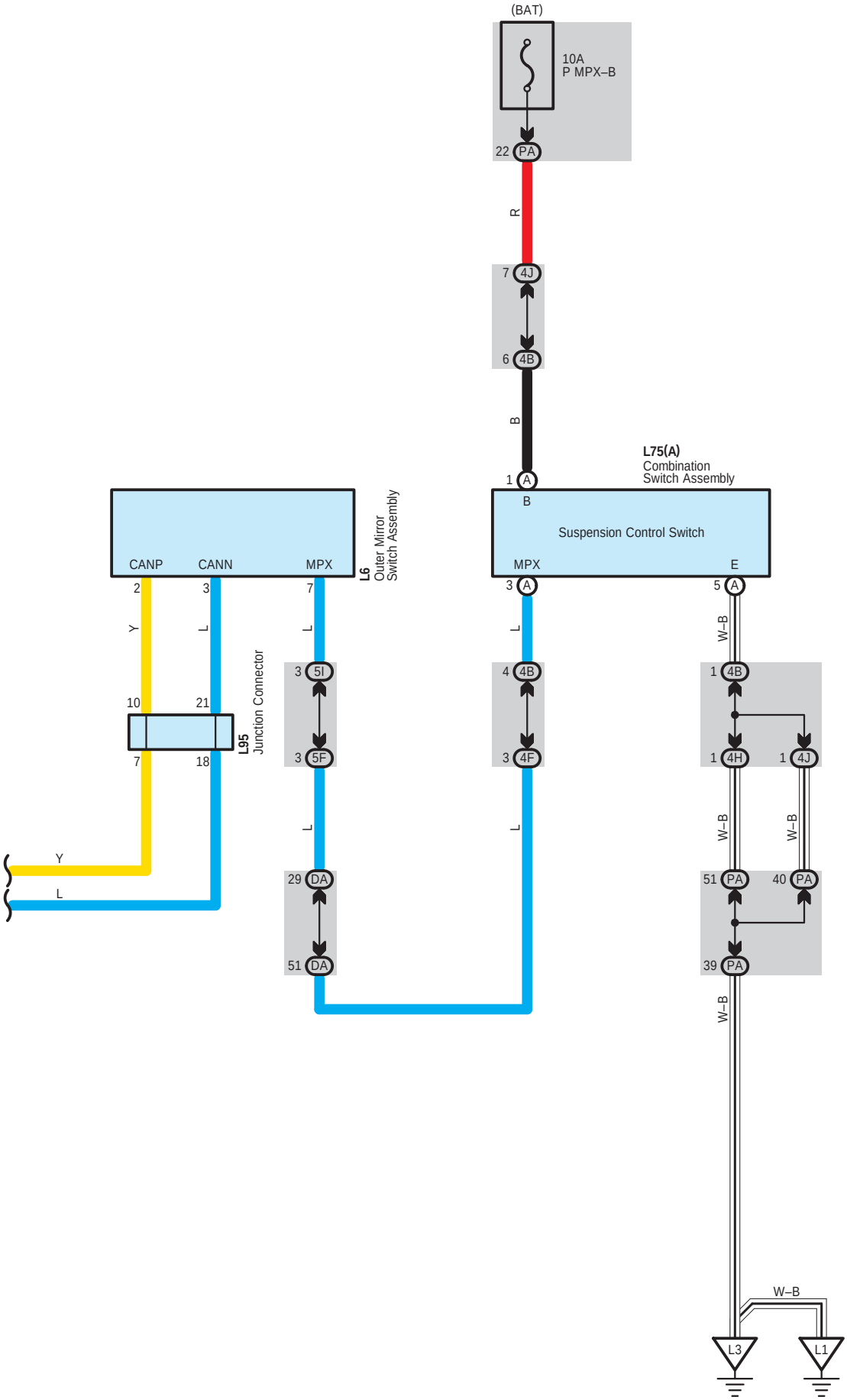
(BAT)
10A
P MPX–B
22 PA
R
7 4J
6 4B
B
1 A
L75(A)
Combination
Switch Assembly
B
Suspension Control Switch
MPX
E
3 A
5 A
L
W–B
4 4B
3 4F
1 4B
1 4H
1 4J
W–B
W–B
51 PA
40 PA
39 PA
W–B
CANP
CANN
MPX
L6
Outer Mirror
Switch Assembly
2
3
7
Y
L
L
3 5I
3 5F
10
21
7
18
L95
Junction Connector
L
29 DA
51 DA
Y
L
W–B
L3
L1

A 13
White

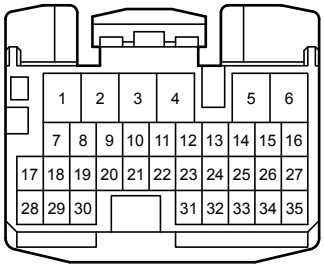

A 19
Black

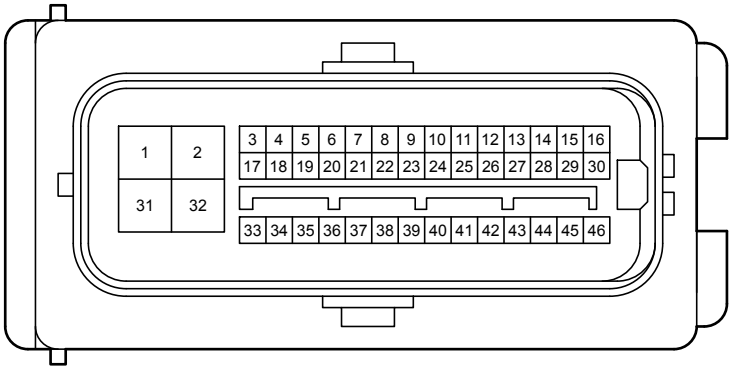

A 21
Gray

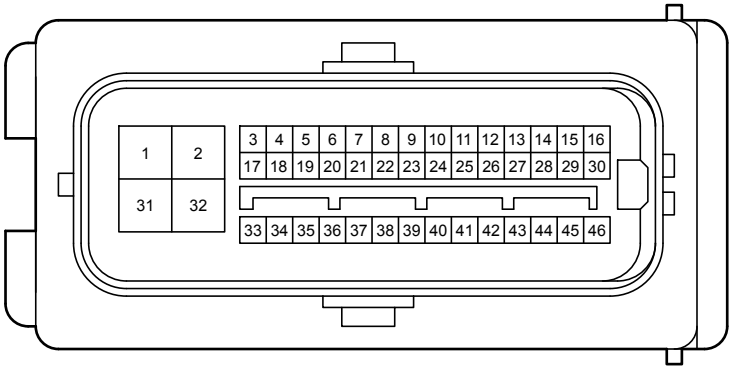

A 44
Black

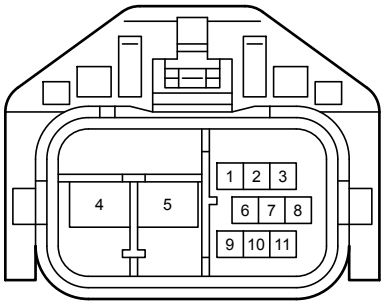

A 65
White

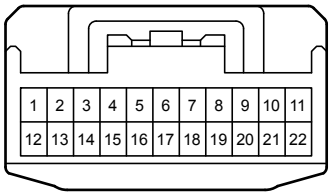

A 66
Black

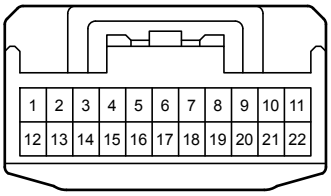

A 67
Black

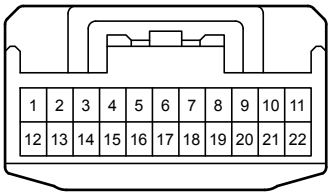

A 76
Gray

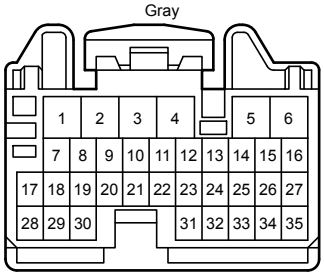

A 77
Gray

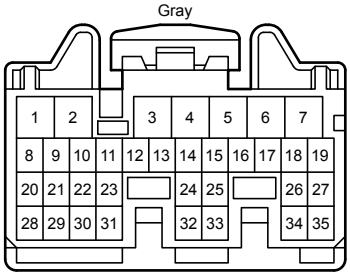

A 89
White

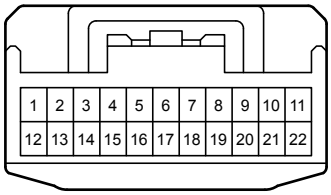

C 1
Black

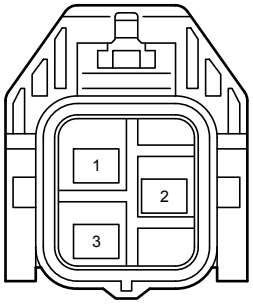

C 2
Black

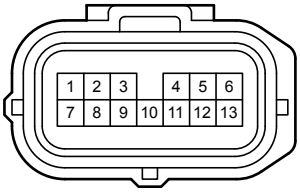

C 3
Gray

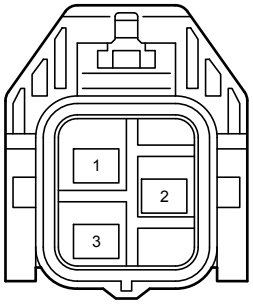

C 4
Gray

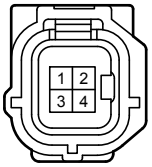

C 5
Gray



E 1
White

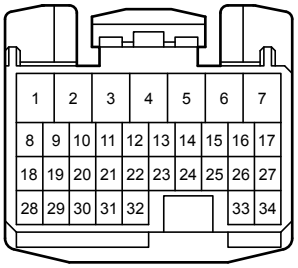

E 52
Black

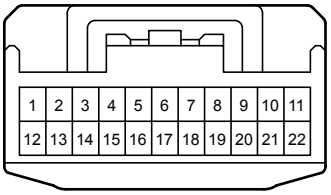

E 53
Black

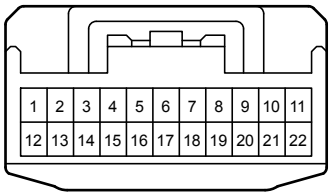

E 54
Black



L 6
White

L 10
White

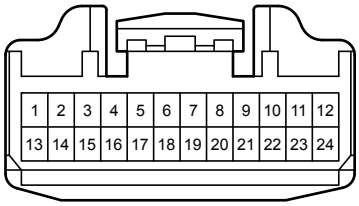

L 75
White

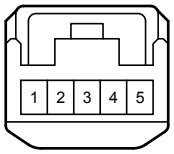

L 95
Gray

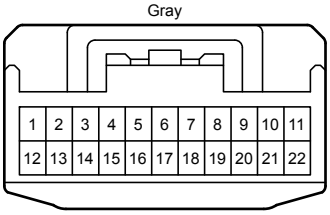

L 97
Black

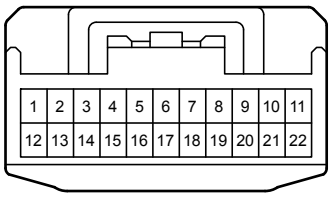

L 98
Gray

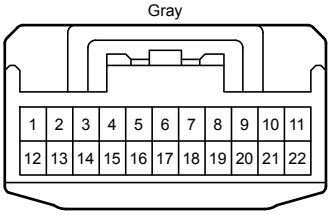

L 99
Black

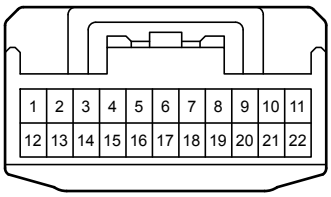

L124
Black

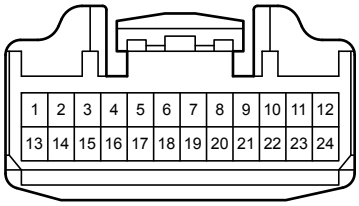

S 54
White

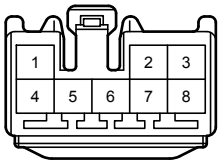

S 56
White

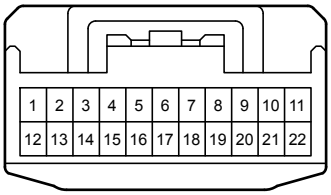

S 58
White

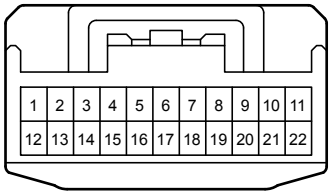

S 75
White



S 80
White

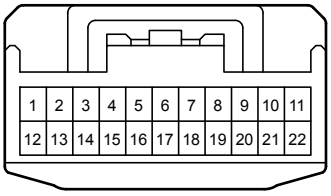

g 4
White

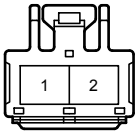

h 1
Gray

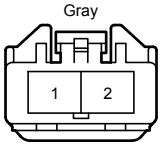

2C
White

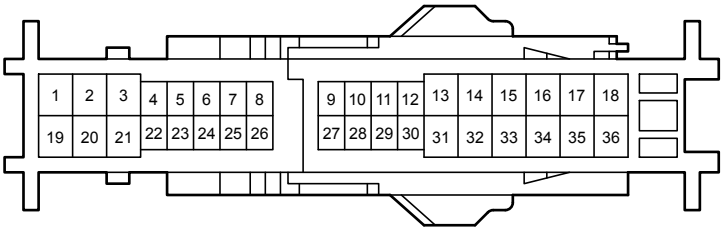

4B
Gray

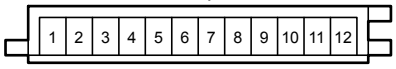

4F
Gray

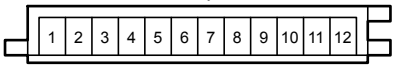

4G
White

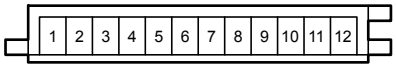

4H
Gray

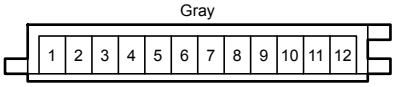

4J
Gray

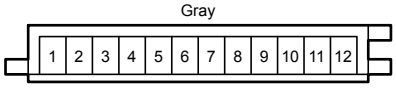

5F
Gray

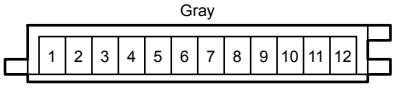

5I
White

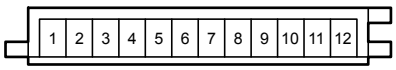

6D

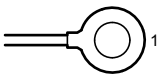

DA
White

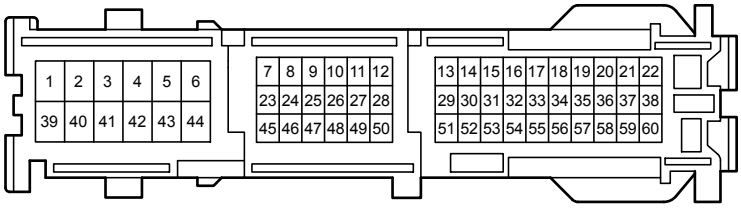

LA
White

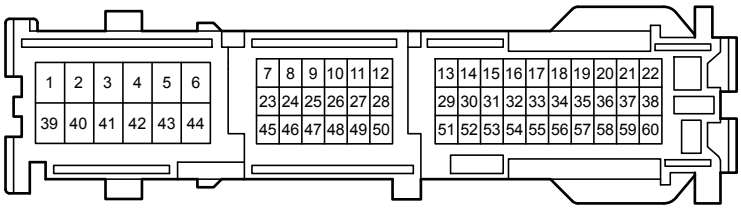

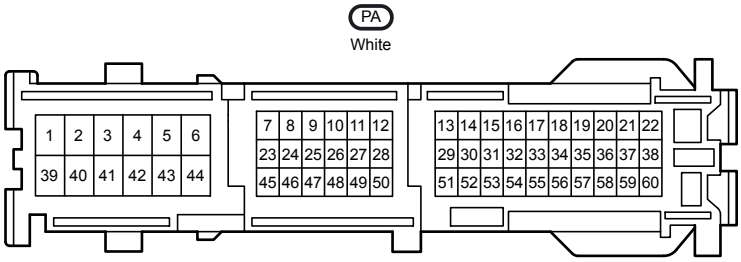
PA
White
1 2 3 4 5 6
39 40 41 42 43 44
7 8 9 10 11 12
23 24 25 26 27 28
45 46 47 48 49 50
13 14 15 16 17 18 19 20 21 22
29 30 31 32 33 34 35 36 37 38
51 52 53 54 55 56 57 58 59 60

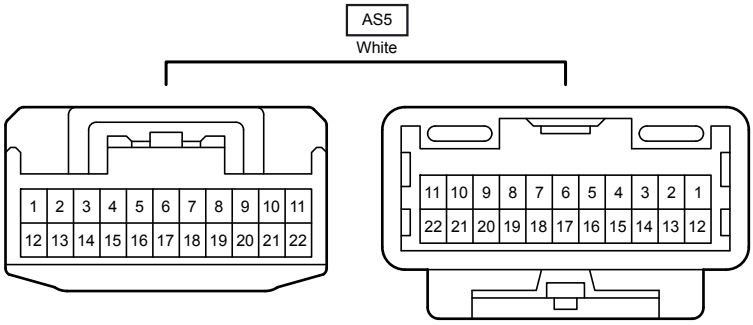
AS5
White
1 2 3 4 5 6 7 8 9 10 11
12 13 14 15 16 17 18 19 20 21 22
11 10 9 8 7 6 5 4 3 2 1
22 21 20 19 18 17 16 15 14 13 12

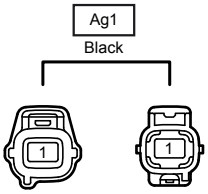
Ag1
Black
1
1

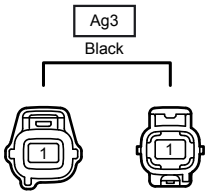
Ag3
Black
1
1

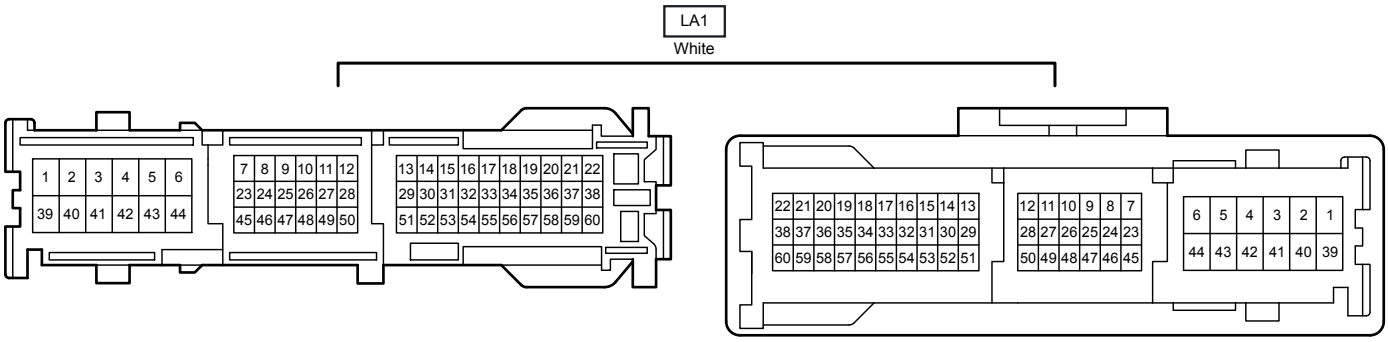
LA1
White
1 2 3 4 5 6
39 40 41 42 43 44
7 8 9 10 11 12
23 24 25 26 27 28
45 46 47 48 49 50
13 14 15 16 17 18 19 20 21 22
29 30 31 32 33 34 35 36 37 38
51 52 53 54 55 56 57 58 59 60
22 21 20 19 18 17 16 15 14 13
38 37 36 35 34 33 32 31 30 29
60 59 58 57 56 55 54 53 52 51
12 11 10 9 8 7
28 27 26 25 24 23
50 49 48 47 46 45
6 5 4 3 2 1
44 43 42 41 40 39

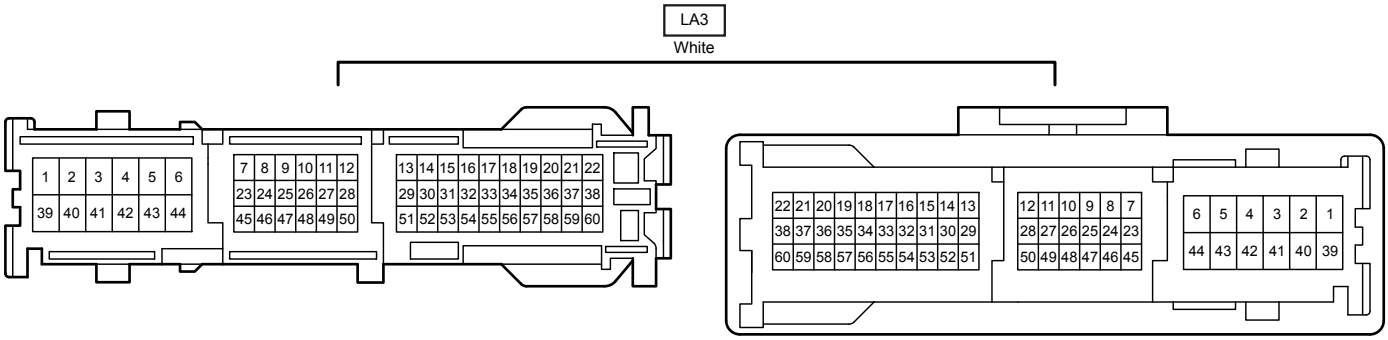
LA3
White
1 2 3 4 5 6
39 40 41 42 43 44
7 8 9 10 11 12
23 24 25 26 27 28
45 46 47 48 49 50
13 14 15 16 17 18 19 20 21 22
29 30 31 32 33 34 35 36 37 38
51 52 53 54 55 56 57 58 59 60
22 21 20 19 18 17 16 15 14 13
38 37 36 35 34 33 32 31 30 29
60 59 58 57 56 55 54 53 52 51
12 11 10 9 8 7
28 27 26 25 24 23
50 49 48 47 46 45
6 5 4 3 2 1
44 43 42 41 40 39

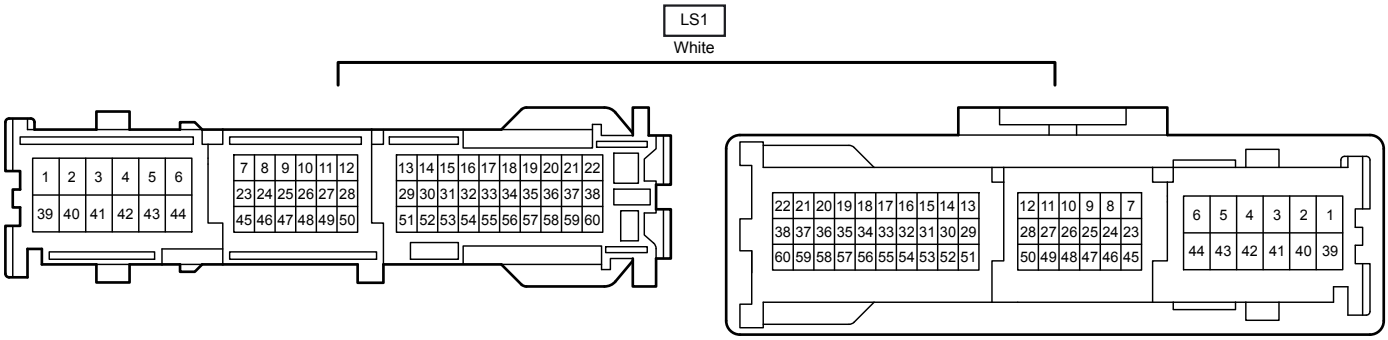
LS1
White
1 2 3 4 5 6
39 40 41 42 43 44
7 8 9 10 11 12
23 24 25 26 27 28
45 46 47 48 49 50
13 14 15 16 17 18 19 20 21 22
29 30 31 32 33 34 35 36 37 38
51 52 53 54 55 56 57 58 59 60
22 21 20 19 18 17 16 15 14 13
38 37 36 35 34 33 32 31 30 29
60 59 58 57 56 55 54 53 52 51
12 11 10 9 8 7
28 27 26 25 24 23
50 49 48 47 46 45
6 5 4 3 2 1
44 43 42 41 40 39

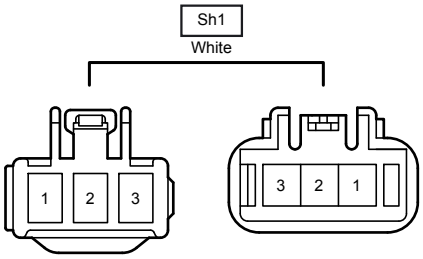
Sh1
White
1 2 3
3 2 1