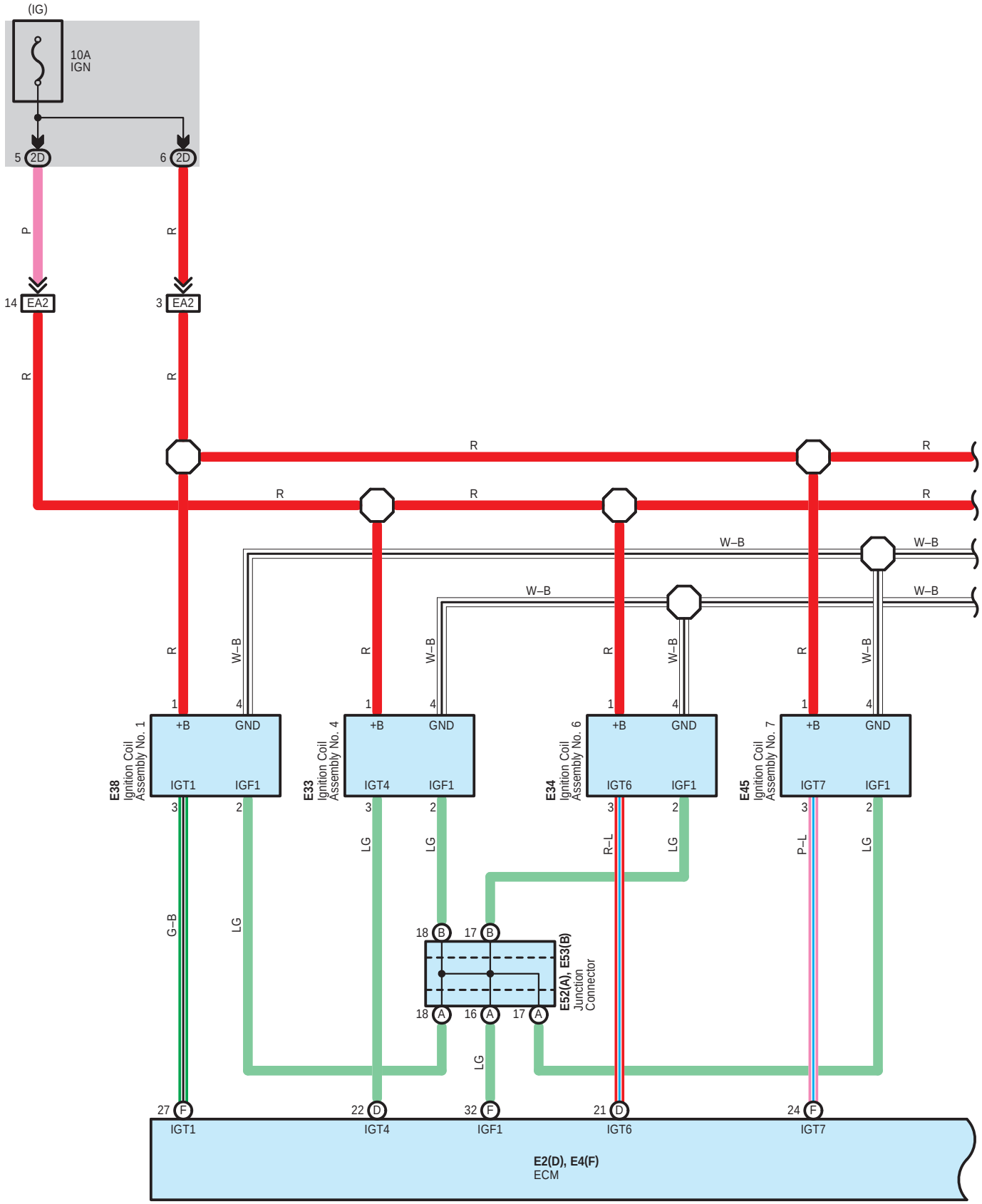
(IG)
10A
IGN
5 2D
6 2D
P
R
14 EA2
3 EA2
R
R
R
R
R
R
R
W–B
W–B
W–B
W–B
R
W–B
R
W–B
R
W–B
R
W–B
1
4
+B
GND
IGT1
IGF1
E38
Ignition Coil
Assembly No. 1
IGT4
E33
Ignition Coil
Assembly No. 4
IGT6
E34
Ignition Coil
Assembly No. 6
IGT7
E45
Ignition Coil
Assembly No. 7
3
2
G–B
LG
R–L
P–L
18 B
17 B
18 A
16 A
17 A
E52(A), E53(B)
Junction
Connector
27 F
22 D
32 F
21 D
24 F
IGT1
IGT4
IGF1
IGT6
IGT7
E2(D), E4(F)
ECM

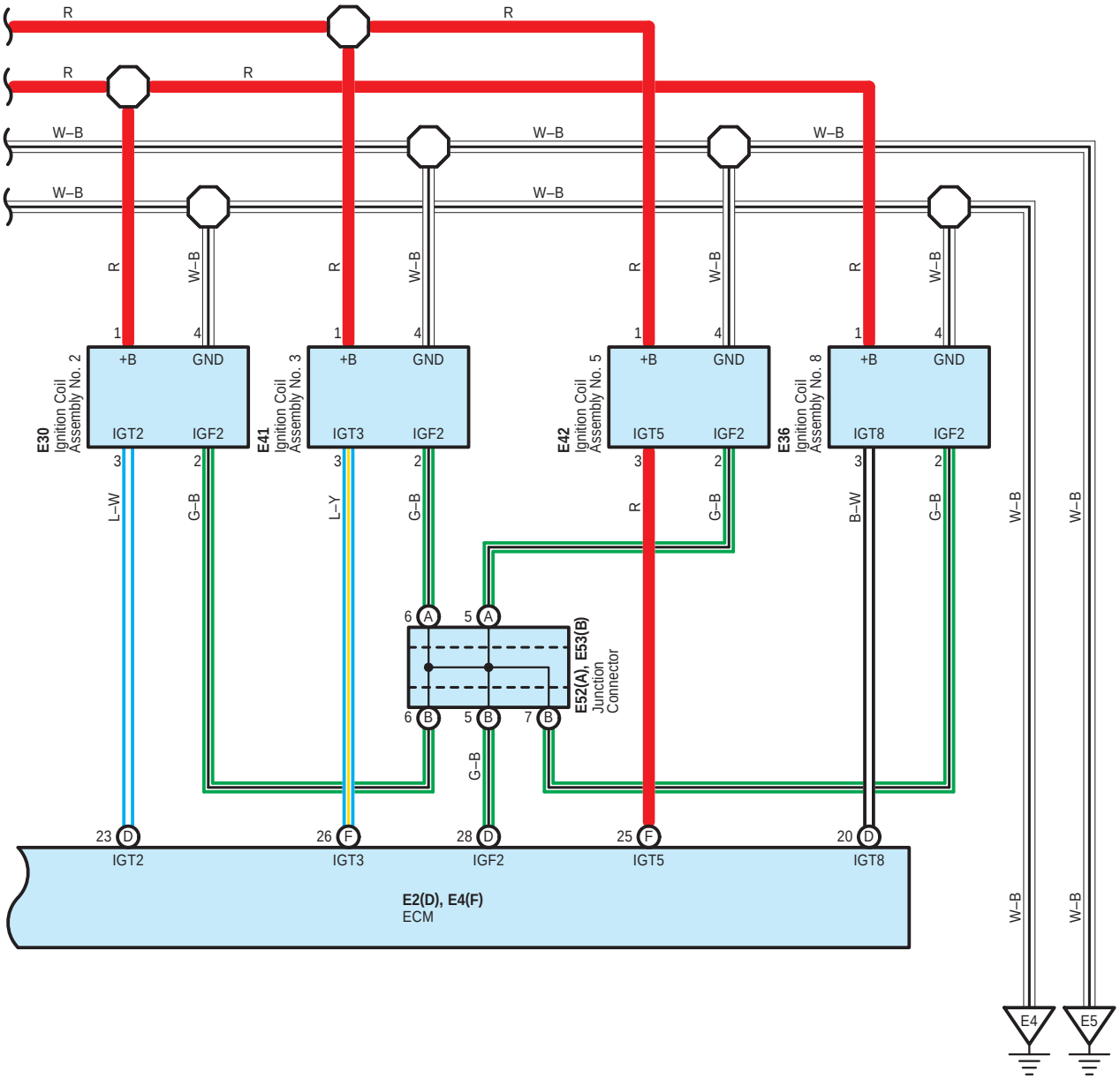
R
R
R
R
W–B
W–B
W–B
W–B
W–B
W–B
E30
Ignition Coil
Assembly No. 2
+B
GND
IGT2
IGF2
E41
Ignition Coil
Assembly No. 3
+B
GND
IGT3
IGF2
E42
Ignition Coil
Assembly No. 5
+B
GND
IGT5
IGF2
E36
Ignition Coil
Assembly No. 8
+B
GND
IGT8
IGF2
L–W
G–B
L–Y
G–B
R
G–B
B–W
G–B
W–B
W–B
E52(A), E53(B)
Junction
Connector
G–B
23 D
IGT2
26 F
IGT3
28 D
IGF2
25 F
IGT5
20 D
IGT8
E2(D), E4(F)
ECM
W–B
W–B
E4
E5

E 2
White

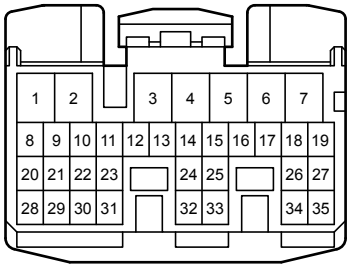

E 4
White

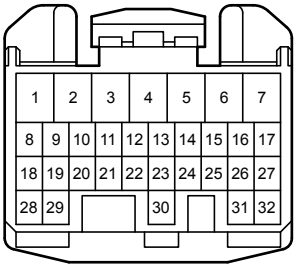

E 30
Gray

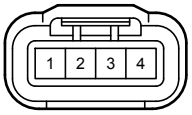

E 33
Black

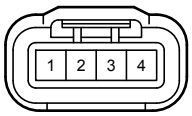

E 34
Gray

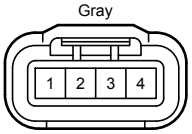

E 36
Black

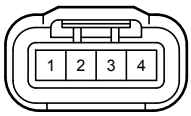

E 38
Gray

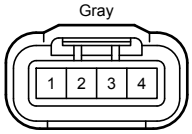

E 41
Black

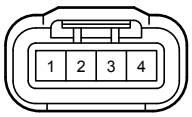

E 42
Gray

E 45
Black

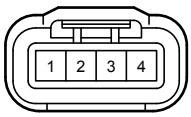

E 52
Black

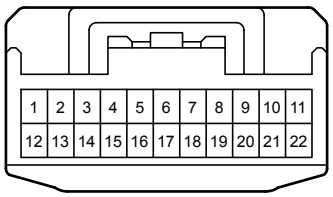

E 53
Black

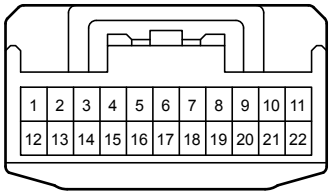

2D
Black

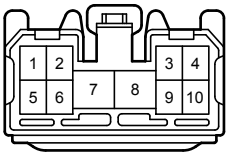
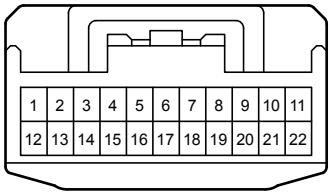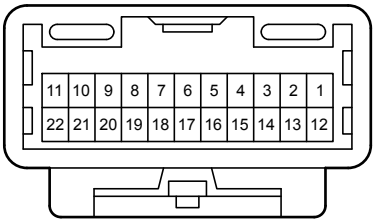
EA2
White