∗ 1 : 4–Seater
∗ 2 : 5–Seater
∗ 3 : Shielded
∗25 : w/ Rear Power Seat
∗26 : w/o Rear Power Seat

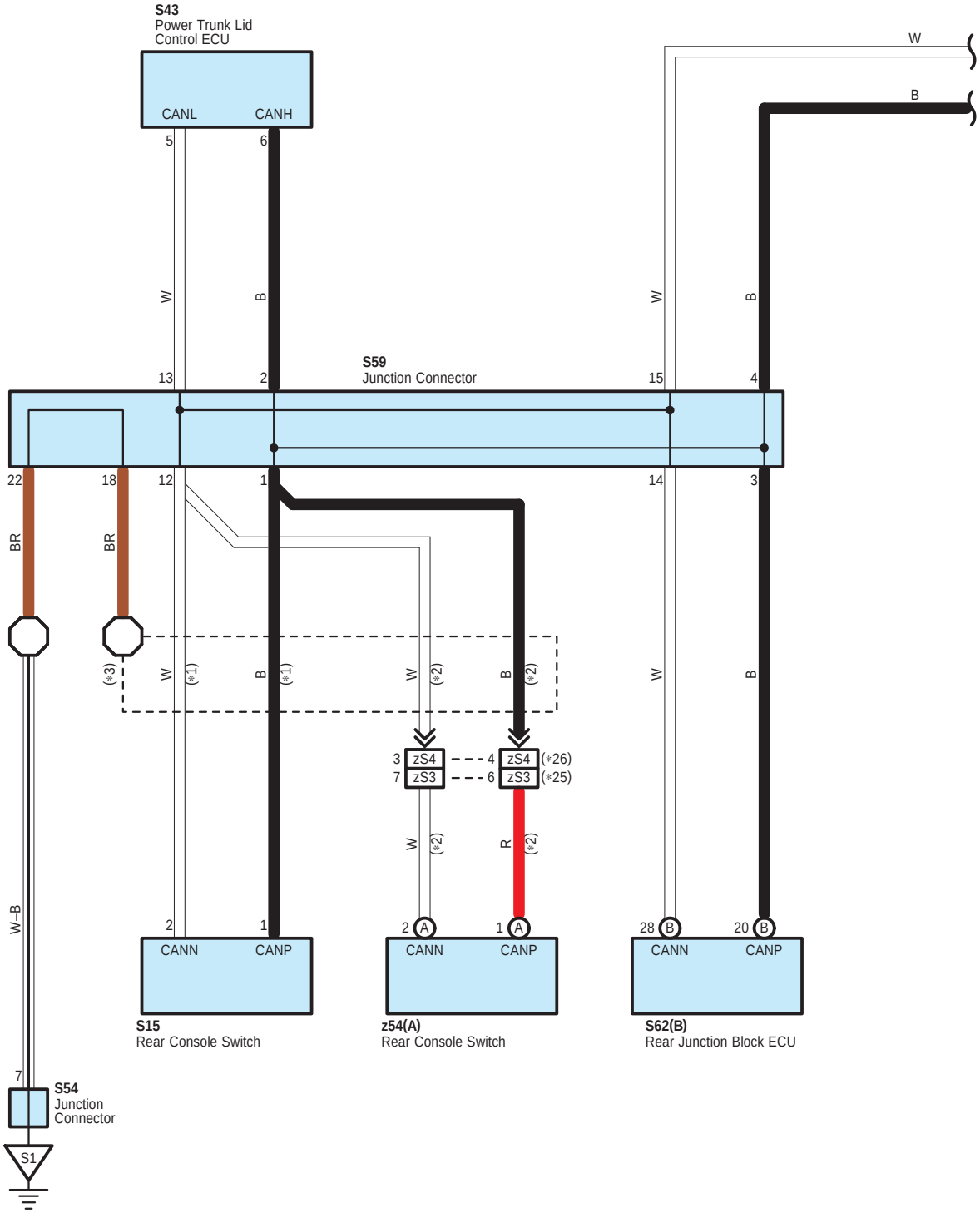

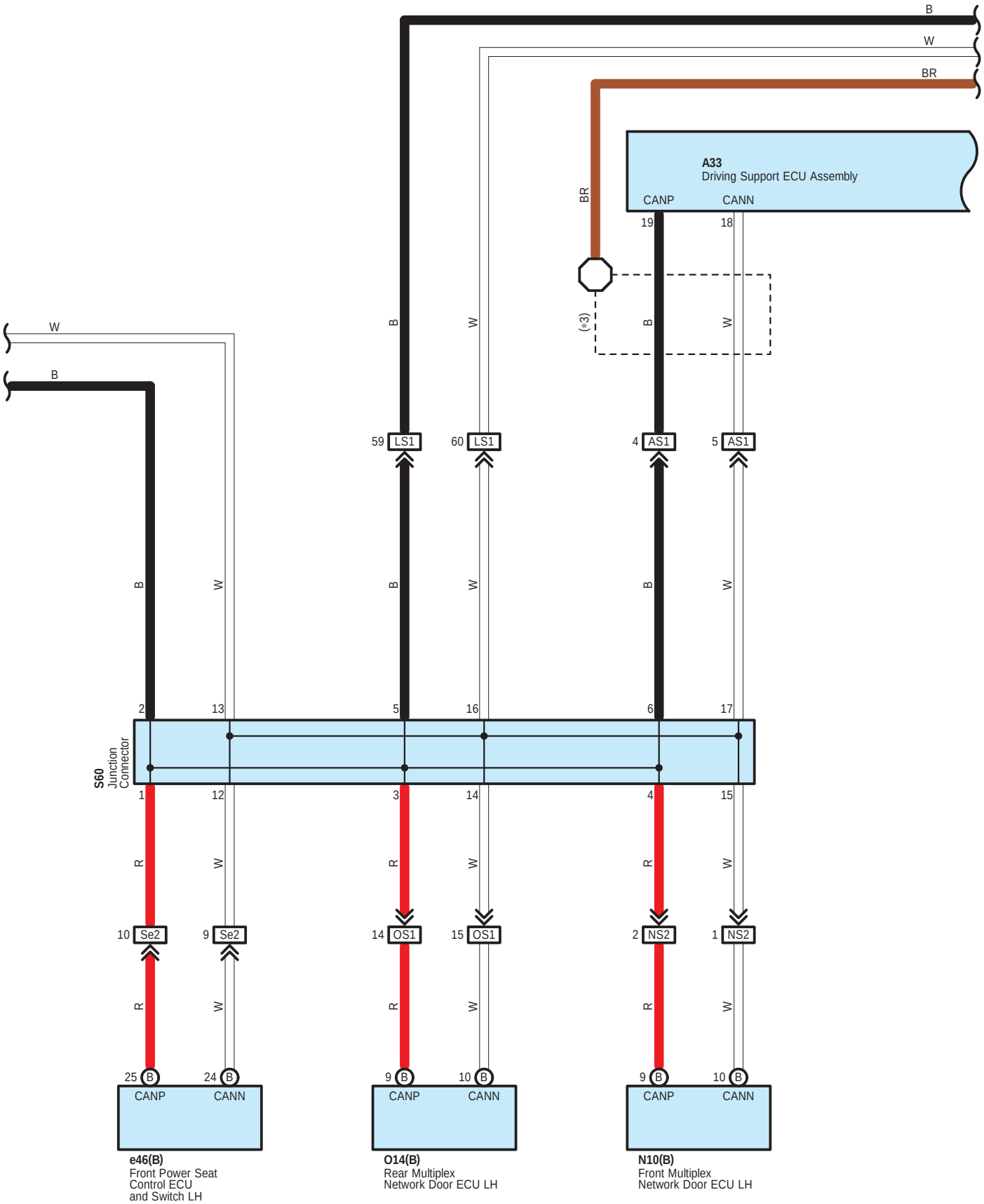
B
W
BR
A33
Driving Support ECU Assembly
CANP
CANN
19
18
BR
(*3)
B
W
59 LS1
60 LS1
4 AS1
5 AS1
2
13
5
16
6
17
S60
Junction
Connector
1
12
3
14
4
15
R
10 Se2
9 Se2
14 OS1
15 OS1
2 NS2
1 NS2
25 B
24 B
9 B
10 B
e46(B)
Front Power Seat
Control ECU
and Switch LH
O14(B)
Rear Multiplex
Network Door ECU LH
N10(B)
Front Multiplex
Network Door ECU LH

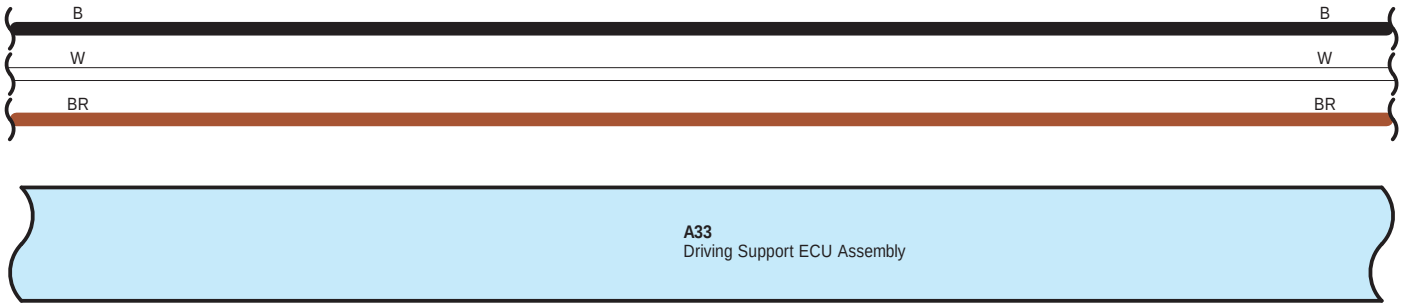
B
W
BR
B
W
BR
A33
Driving Support ECU Assembly

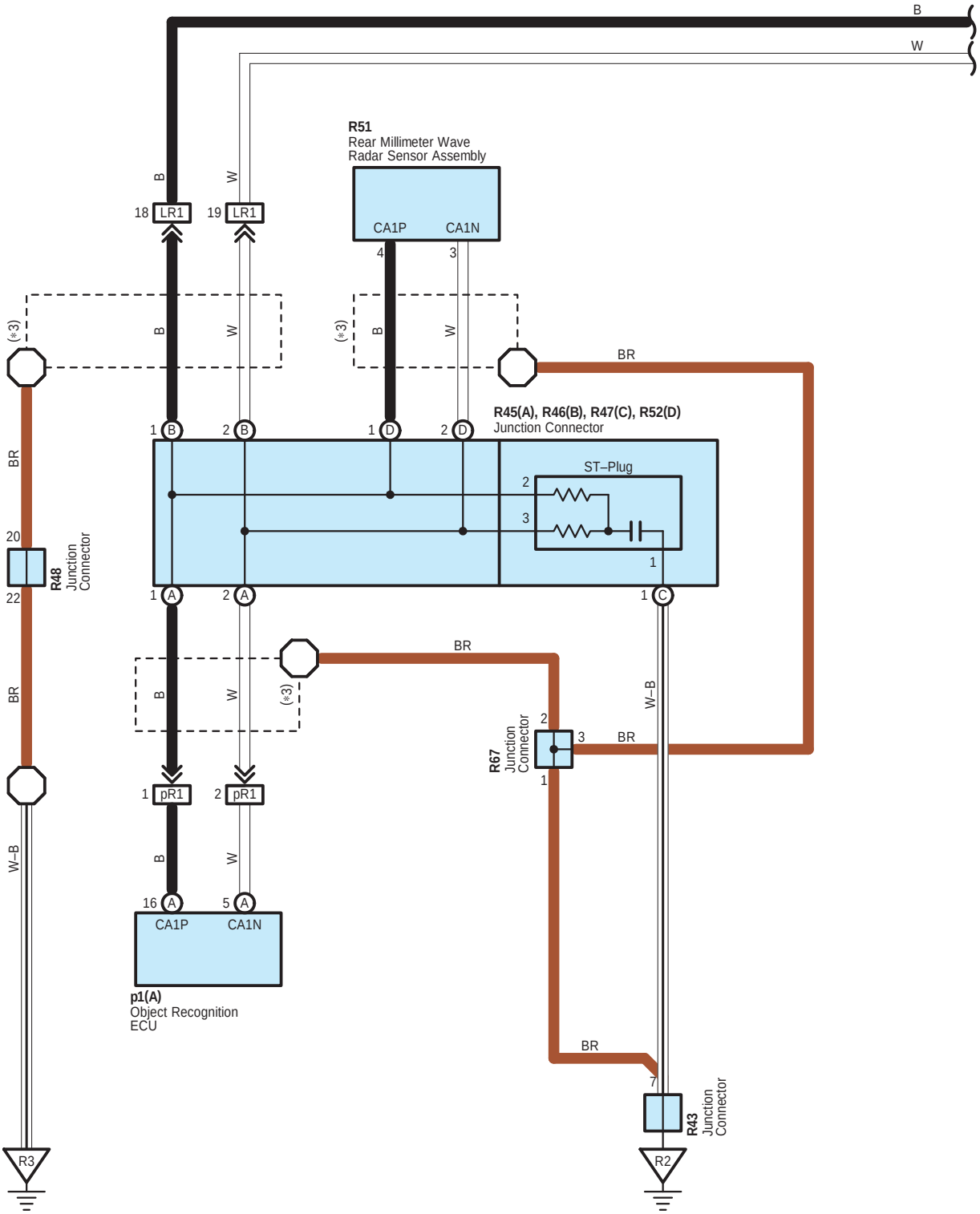
B
W
R51
Rear Millimeter Wave
Radar Sensor Assembly
CA1P
CA1N
18 LR1
19 LR1
(*3)
BR
R45(A), R46(B), R47(C), R52(D)
Junction Connector
ST–Plug
R48
Junction
Connector
20
22
W–B
R67
Junction
Connector
R43
Junction
Connector
1 pR1
2 pR1
16 A
5 A
p1(A)
Object Recognition
ECU
R3
R2

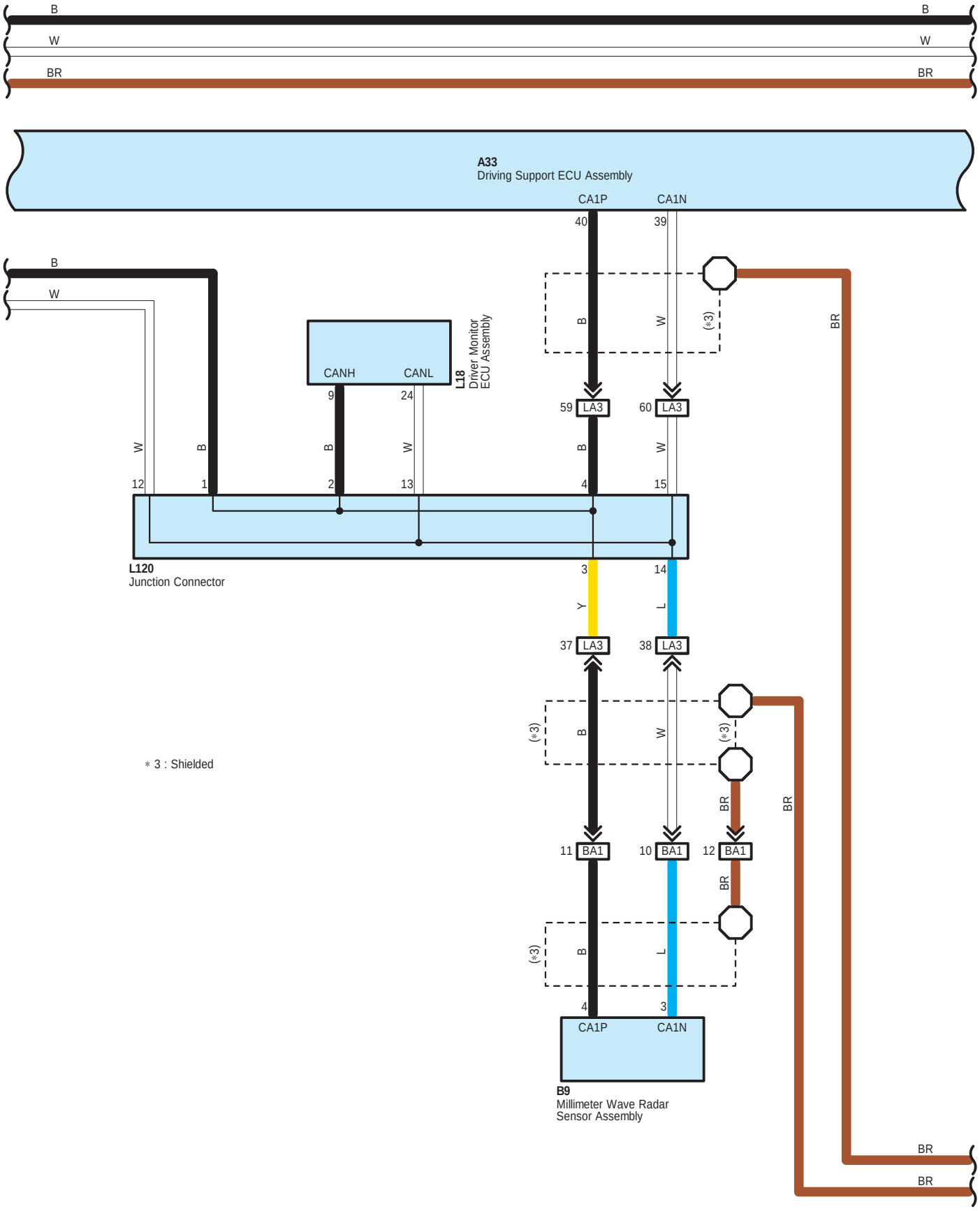
B
W
BR
A33
Driving Support ECU Assembly
CA1P
CA1N
40
39
(*3)
CANH
CANL
L18
Driver Monitor
ECU Assembly
9
24
59 LA3
60 LA3
12
1
2
13
4
15
L120
Junction Connector
3
14
Y
L
37 LA3
38 LA3
* 3 : Shielded
11 BA1
10 BA1
12 BA1
4
3
B9
Millimeter Wave Radar
Sensor Assembly

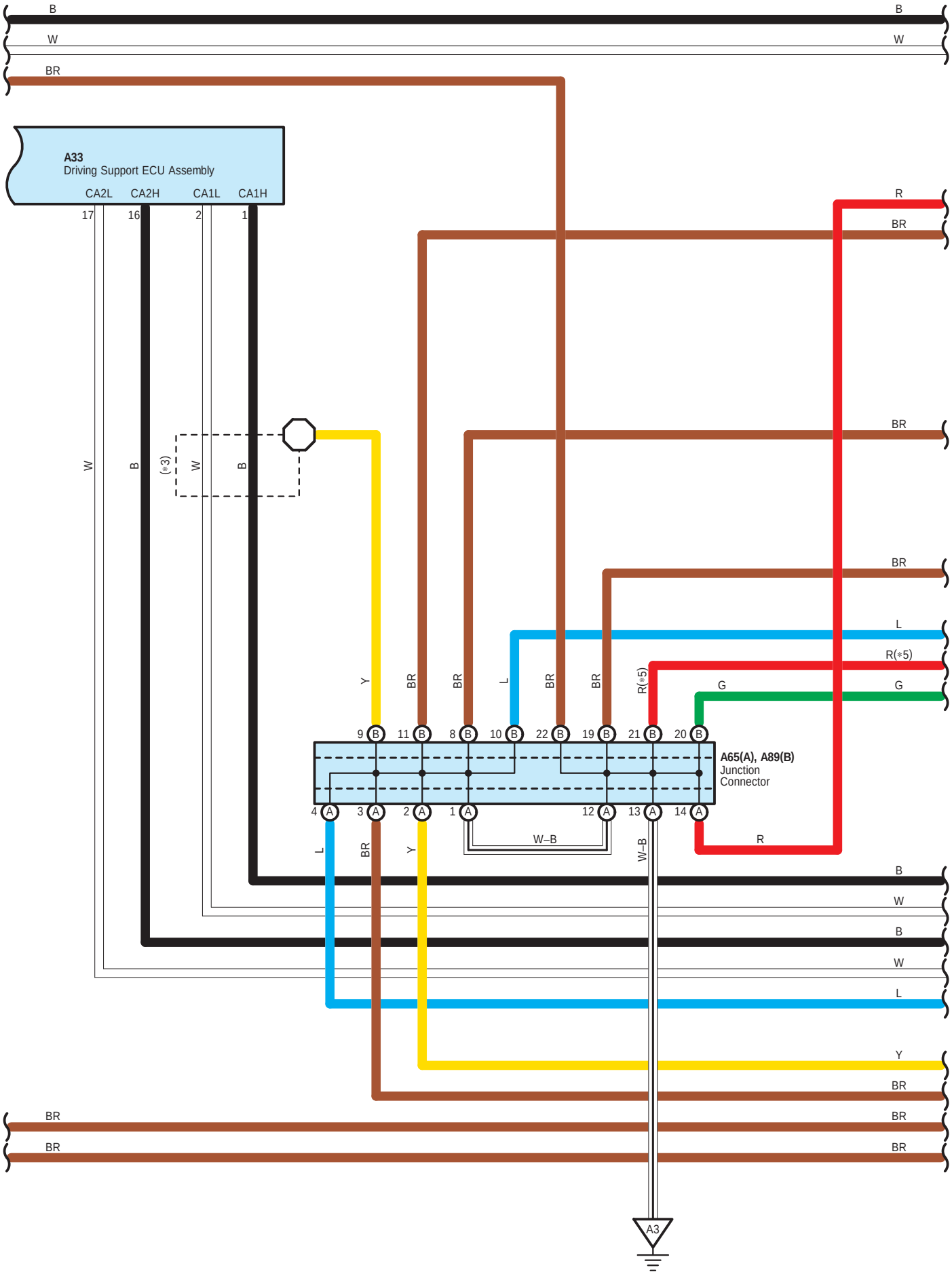
A33
Driving Support ECU Assembly
CA2L
CA2H
CA1L
CA1H
17
16
2
1
(*3)
A65(A), A89(B)
Junction
Connector
W–B
A3

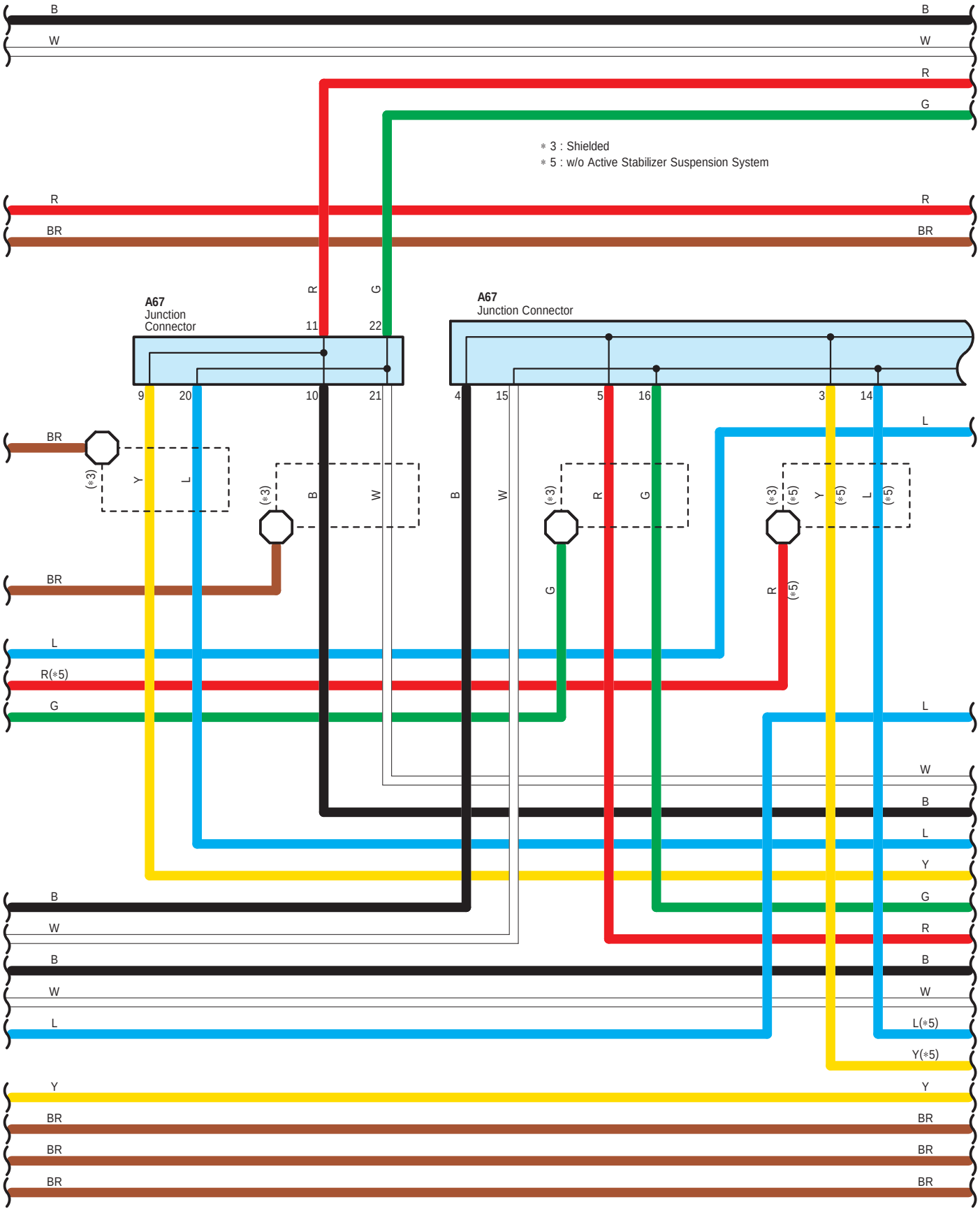
B
W
R
G
∗ 3 : Shielded
∗ 5 : w/o Active Stabilizer Suspension System
R
BR
A67
Junction
Connector
11
22
9
20
10
21
A67
Junction Connector
4
15
5
16
3
14
L
(∗3)
Y
L
B
W
R
G
(∗5)
R(∗5)
L(∗5)
Y(∗5)

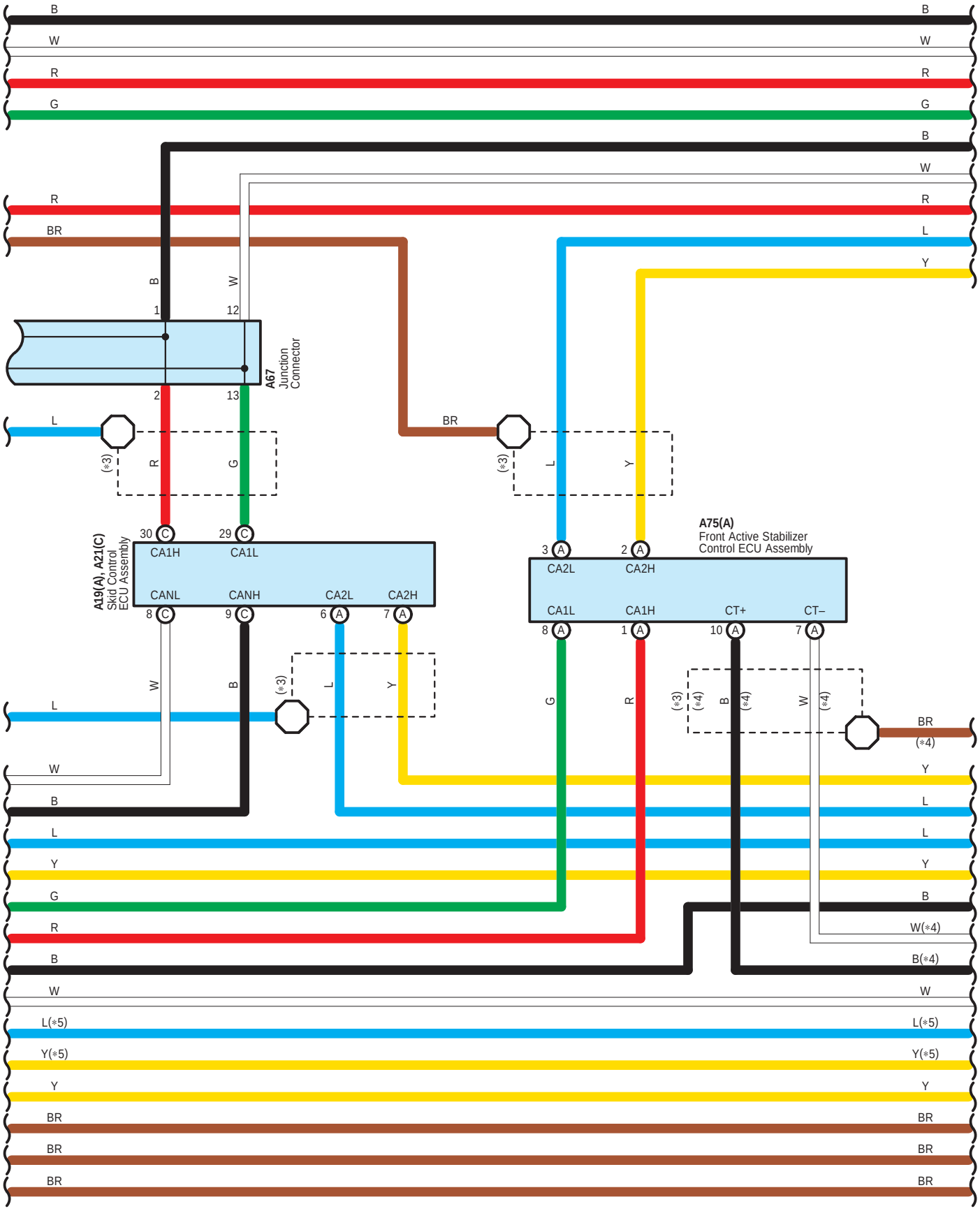
A67
Junction
Connector
A19(A), A21(C)
Skid Control
ECU Assembly
CA1H
CA1L
CANL
CANH
CA2L
CA2H
A75(A)
Front Active Stabilizer
Control ECU Assembly
CA2L
CA2H
CA1L
CA1H
CT+
CT–
(*3)
(*4)
(*5)

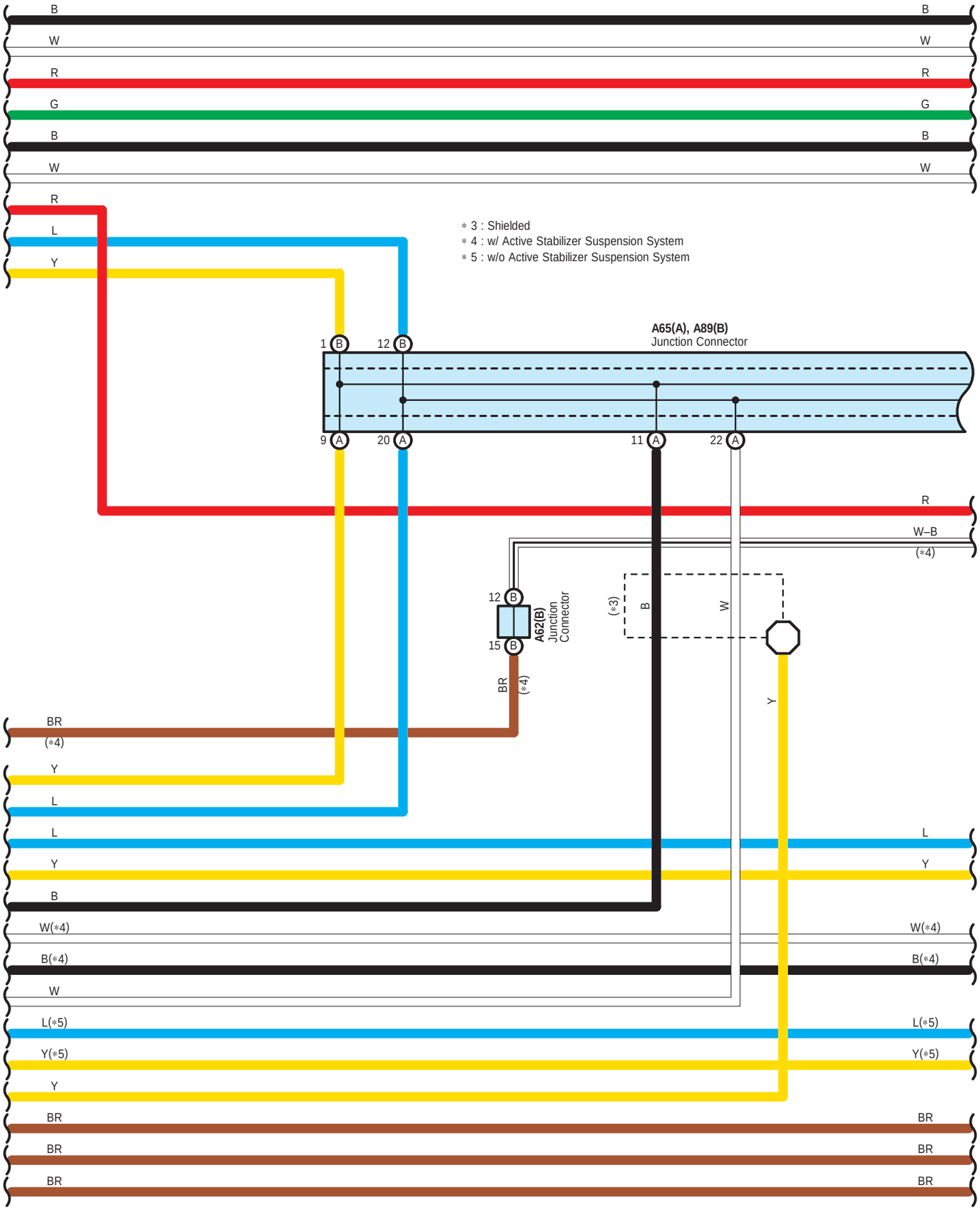
B
W
R
G
B
W
R
L
Y
∗ 3 : Shielded
∗ 4 : w/ Active Stabilizer Suspension System
∗ 5 : w/o Active Stabilizer Suspension System
A65(A), A89(B)
Junction Connector
1 B
12 B
9 A
20 A
11 A
22 A
R
W–B
(∗4)
12 B
15 B
A62(B)
Junction
Connector
(∗3)
B
W
BR
(∗4)
Y
BR
(∗4)
Y
L
L
Y
B
W(∗4)
B(∗4)
W
L(∗5)
Y(∗5)
Y
BR
BR
BR

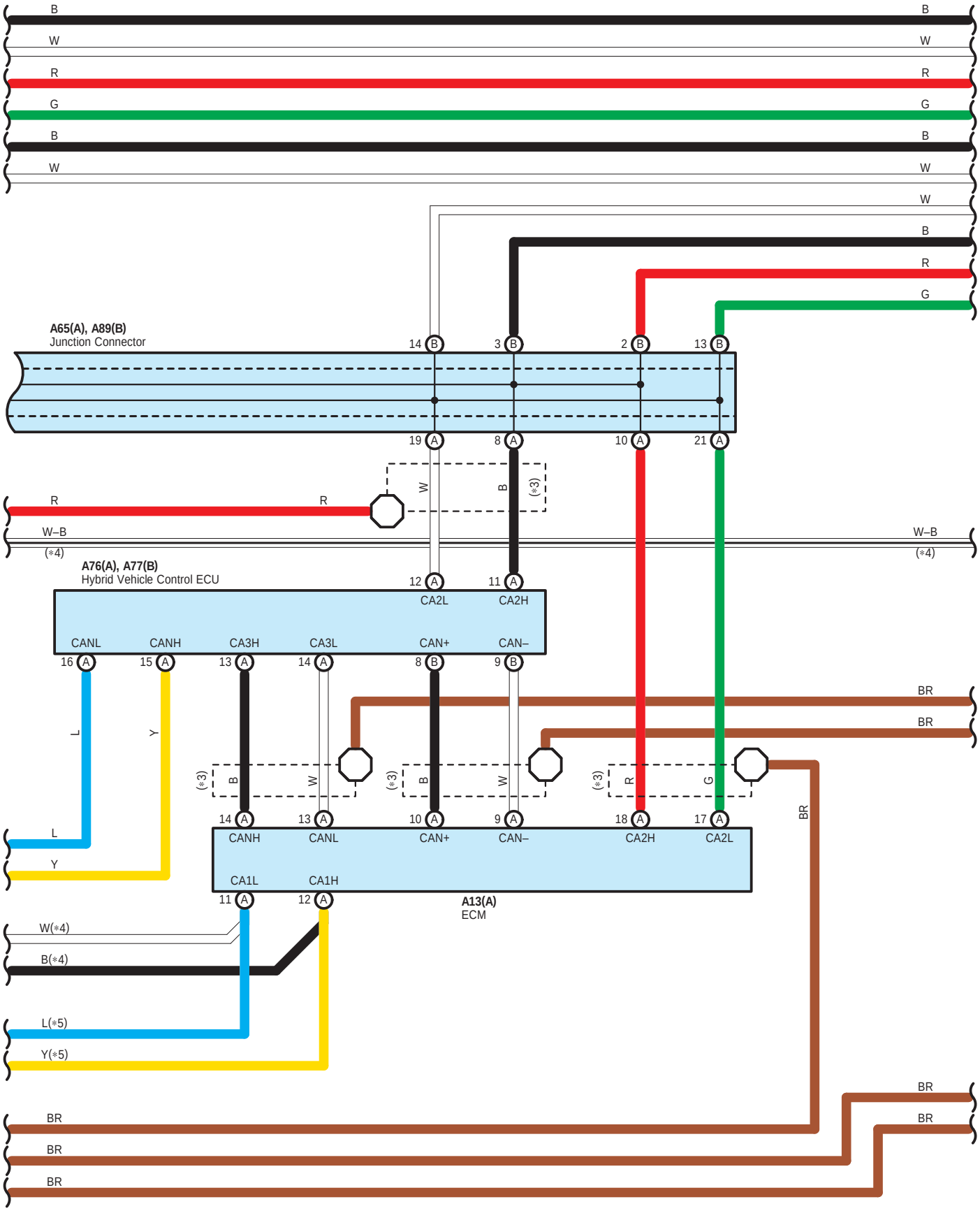
B
W
R
G
B
W
A65(A), A89(B)
Junction Connector
14 B
3 B
2 B
13 B
19 A
8 A
10 A
21 A
W
B
(*3)
R
W–B
(*4)
A76(A), A77(B)
Hybrid Vehicle Control ECU
12 A
11 A
CA2L
CA2H
CANL
CANH
CA3H
CA3L
CAN+
CAN–
16 A
15 A
13 A
14 A
8 B
9 B
L
Y
BR
14 A
13 A
10 A
9 A
18 A
17 A
CANH
CANL
CAN+
CAN–
CA2H
CA2L
CA1L
CA1H
11 A
12 A
A13(A)
ECM
W(*4)
B(*4)
L(*5)
Y(*5)

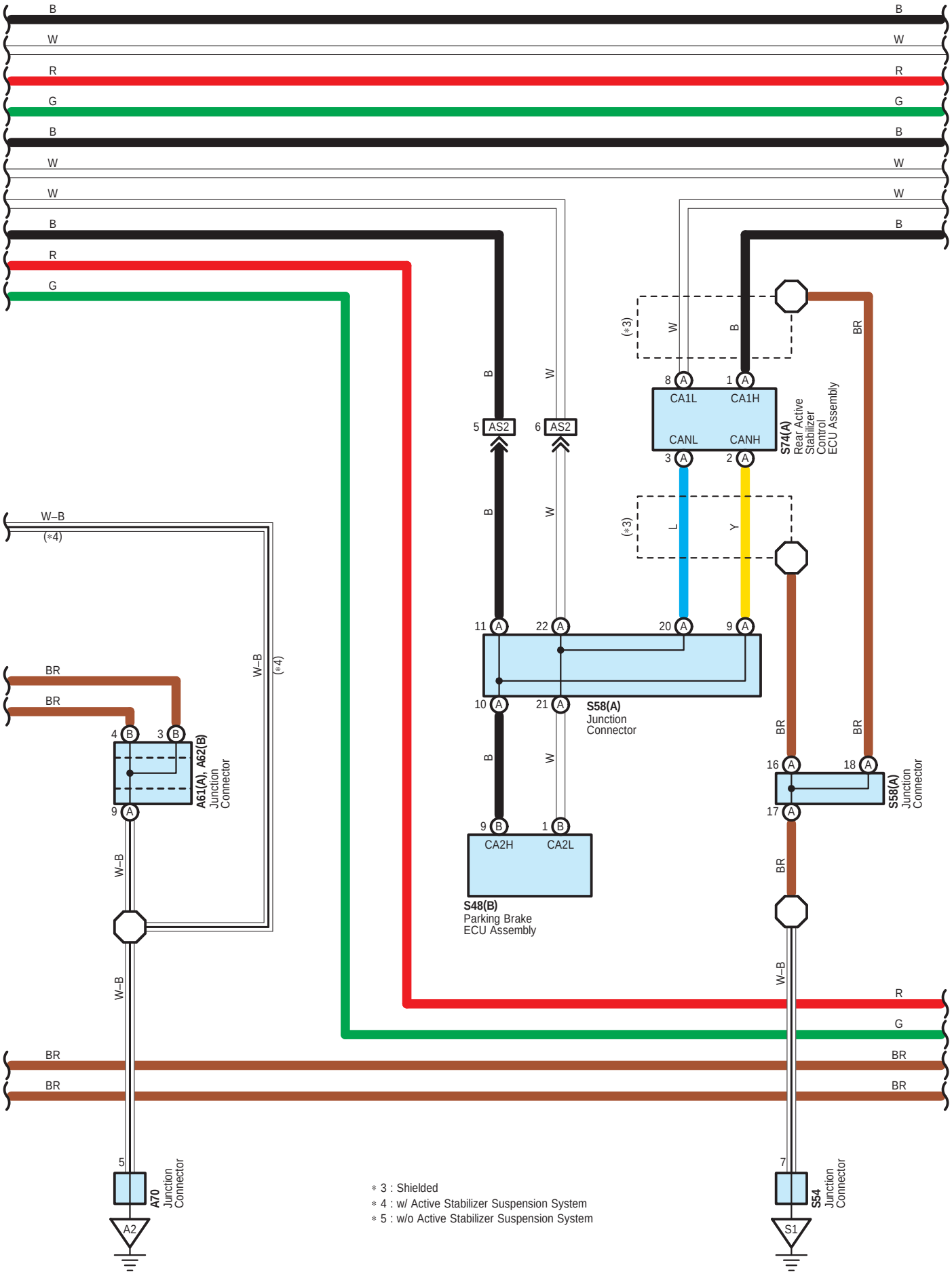

* 3 : Shielded
* 4 : w/ Active Stabilizer Suspension System
* 5 : w/o Active Stabilizer Suspension System

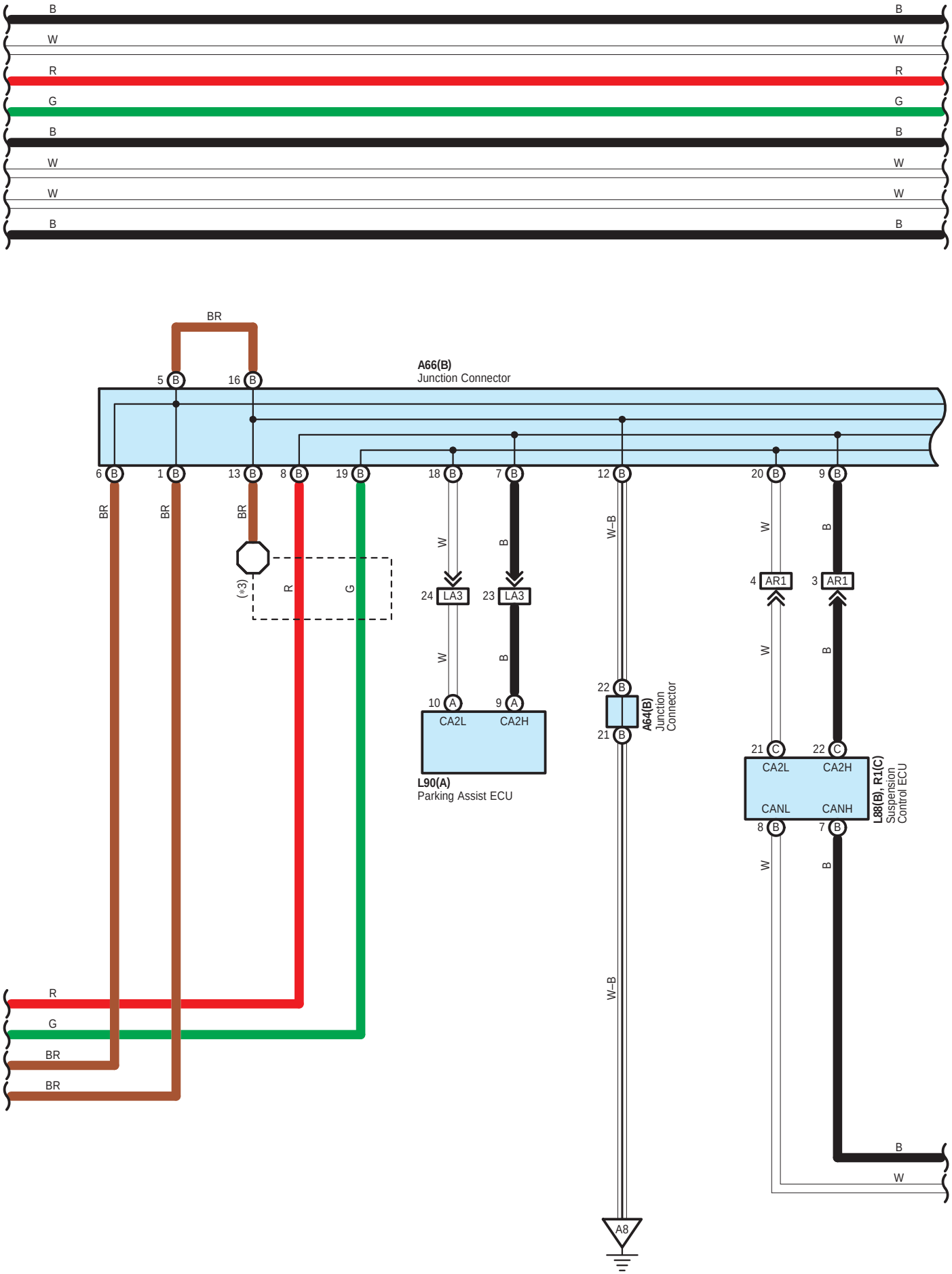
B
W
R
G
B
W
W
B
BR
A66(B)
Junction Connector
5 B
16 B
6 B
1 B
13 B
8 B
19 B
18 B
7 B
12 B
20 B
9 B
(*3)
24 LA3
23 LA3
10 A
9 A
CA2L
CA2H
L90(A)
Parking Assist ECU
22 B
21 B
A64(B)
Junction
Connector
4 AR1
3 AR1
21 C
22 C
CA2L
CA2H
CANL
CANH
8 B
7 B
L88(B), R1(C)
Suspension
Control ECU
W–B
A8

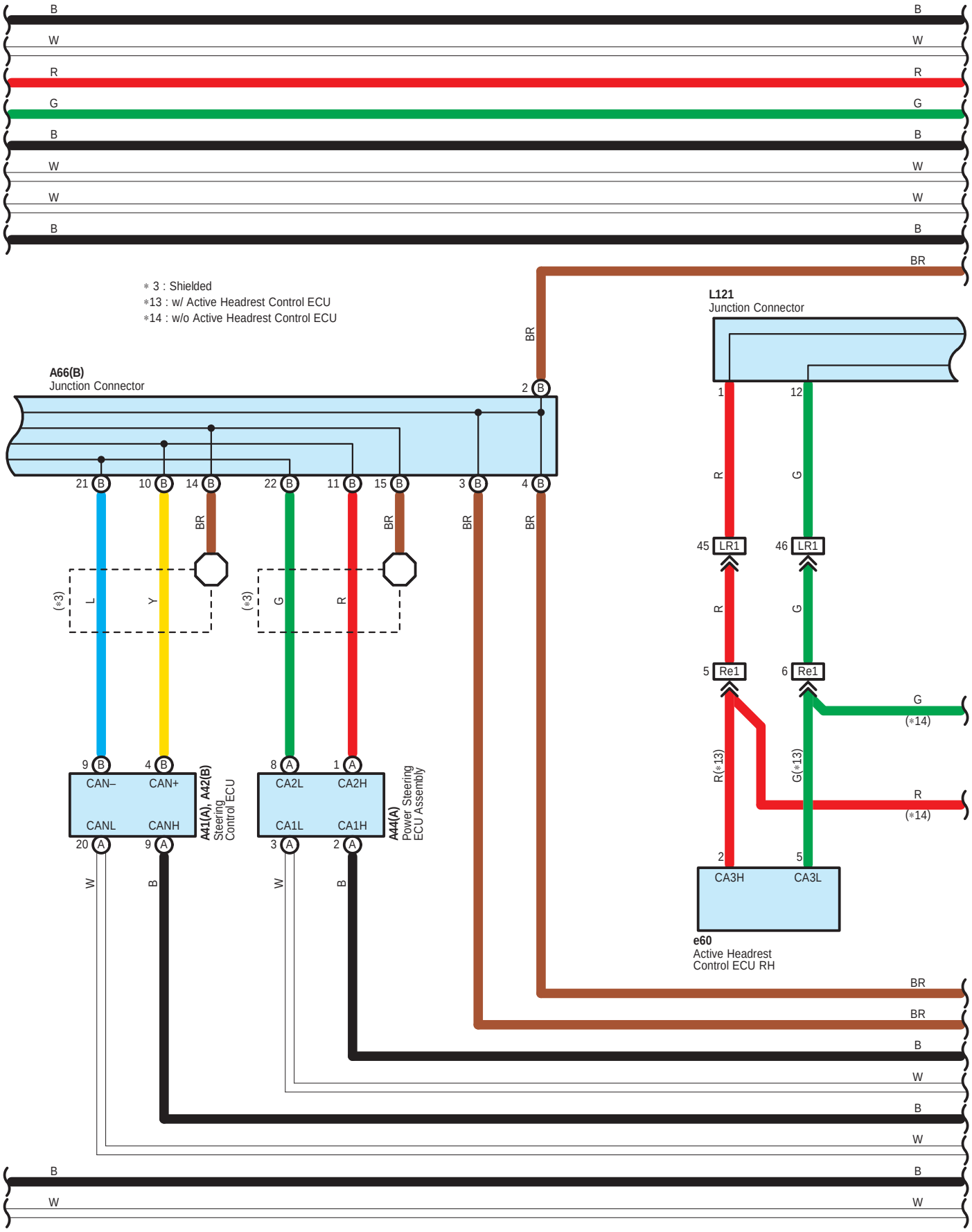
∗ 3 : Shielded
∗13 : w/ Active Headrest Control ECU
∗14 : w/o Active Headrest Control ECU
A66(B)
Junction Connector
L121
Junction Connector
A41(A), A42(B)
Steering
Control ECU
CAN–
CAN+
CANL
CANH
A44(A)
Power Steering
ECU Assembly
CA2L
CA2H
CA1L
CA1H
LR1
Re1
CA3H
CA3L
e60
Active Headrest
Control ECU RH
(∗3)
R(∗13)
G(∗13)
(∗14)

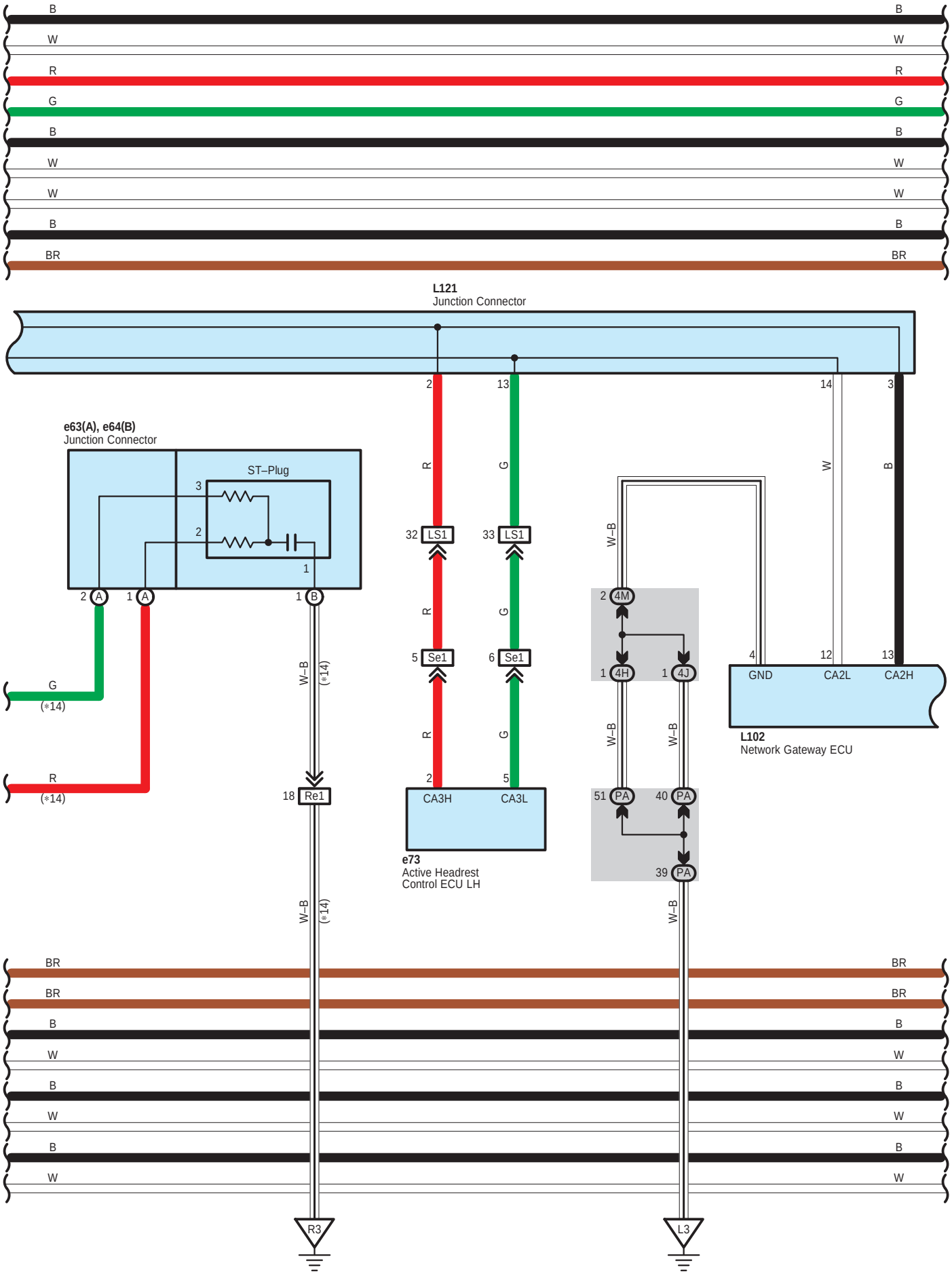
B
W
R
G
B
W
W
B
BR
L121
Junction Connector
2
13
14
3
e63(A), e64(B)
Junction Connector
ST–Plug
3
2
1
2 A
1 A
1 B
R
G
W
B
32 LS1
33 LS1
W–B
2 4M
1 4H
1 4J
5 Se1
6 Se1
4
12
13
GND
CA2L
CA2H
L102
Network Gateway ECU
G
(*14)
R
(*14)
W–B
(*14)
18 Re1
2
5
CA3H
CA3L
e73
Active Headrest
Control ECU LH
51 PA
40 PA
39 PA
R3
L3

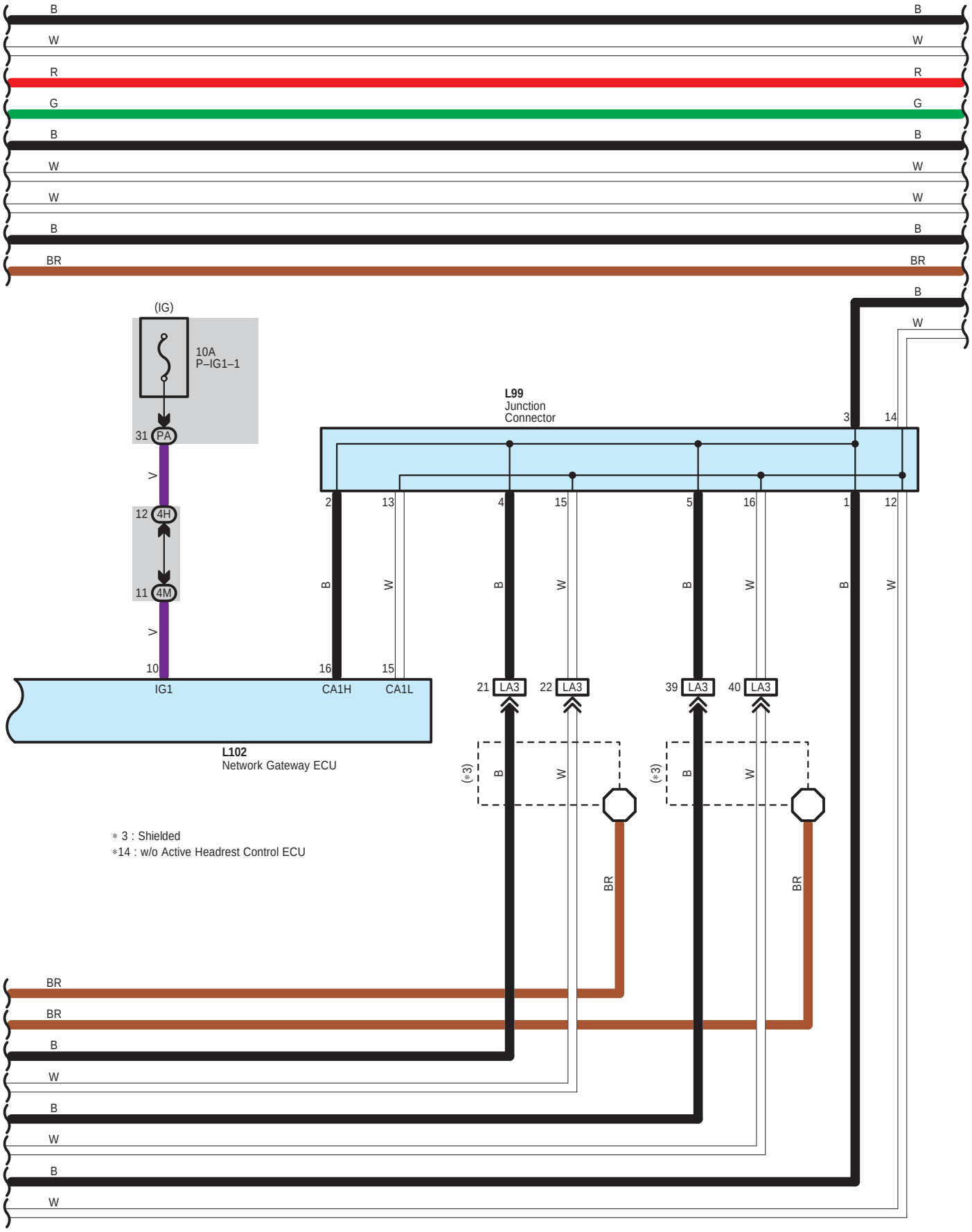
B
W
R
G
B
W
W
B
BR
(IG)
10A
P–IG1–1
31 PA
V
12 4H
11 4M
V
10
IG1
L99
Junction
Connector
3
14
2
13
4
15
5
16
1
12
B
W
B
W
B
W
B
W
16
15
CA1H
CA1L
21 LA3
22 LA3
39 LA3
40 LA3
L102
Network Gateway ECU
(*3)
B
W
(*3)
B
W
BR
BR
* 3 : Shielded
*14 : w/o Active Headrest Control ECU
BR
BR
B
W
B
W
B
W

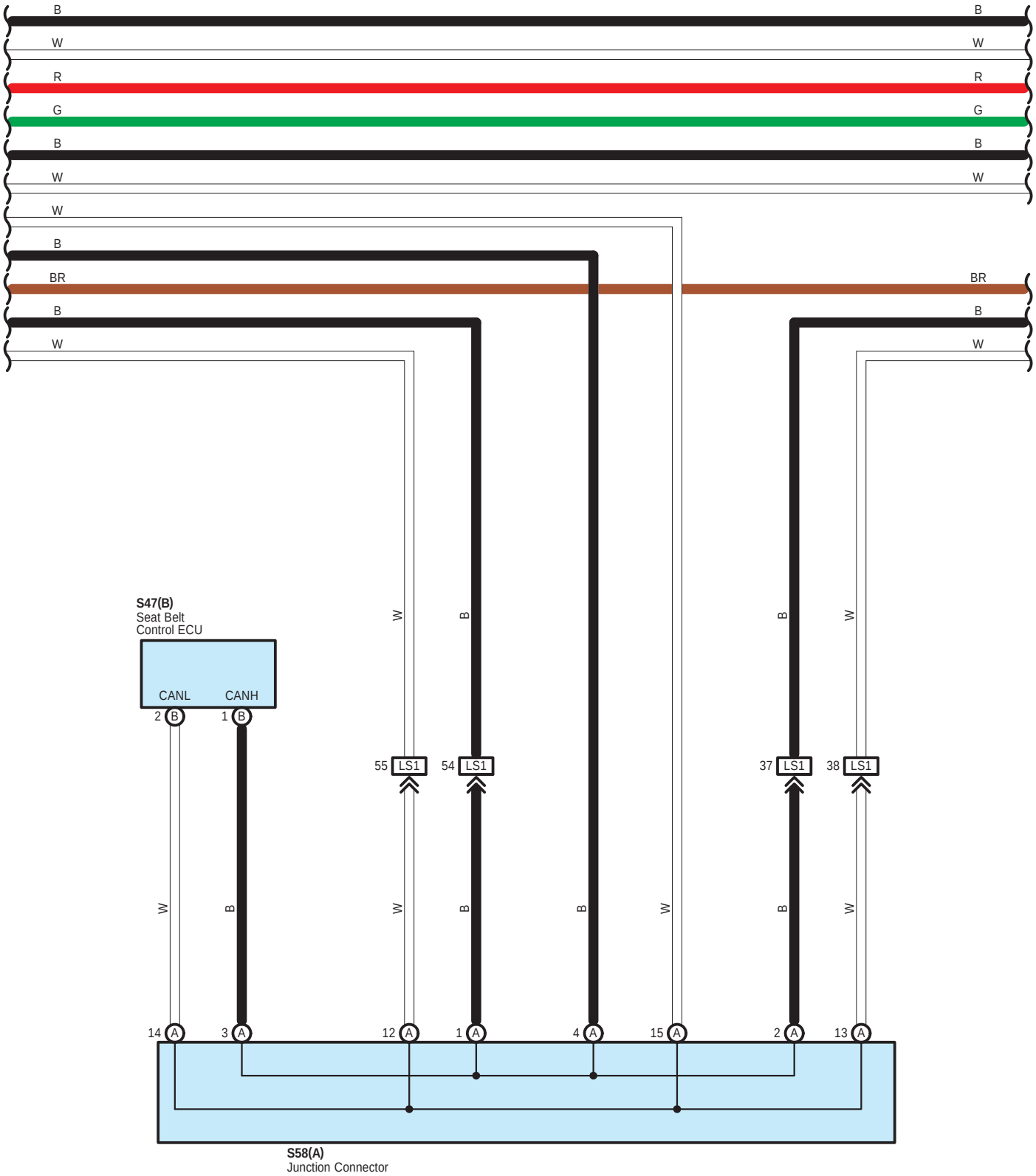
B
W
R
G
B
W
W
B
BR
B
W
S47(B)
Seat Belt
Control ECU
CANL
CANH
2 B
1 B
55 LS1
54 LS1
37 LS1
38 LS1
14 A
3 A
12 A
1 A
4 A
15 A
2 A
13 A
S58(A)
Junction Connector

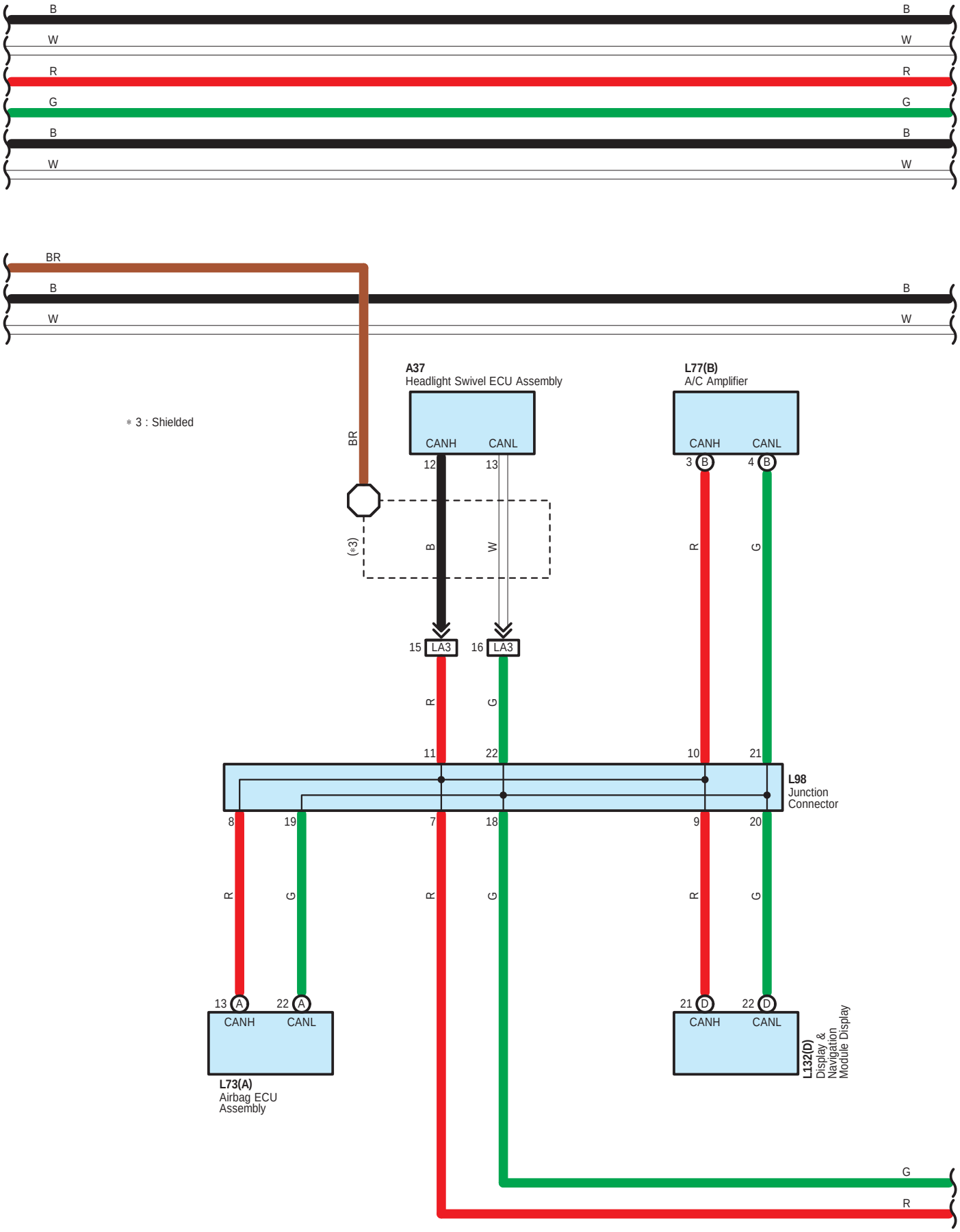
B
W
R
G
B
W
BR
* 3 : Shielded
A37
Headlight Swivel ECU Assembly
CANH
CANL
12
13
(*3)
15
LA3
16
LA3
L77(B)
A/C Amplifier
3
4
L98
Junction
Connector
11
22
10
21
8
19
7
18
9
20
13
22
L73(A)
Airbag ECU
Assembly
21
22
L132(D)
Display &
Navigation
Module Display

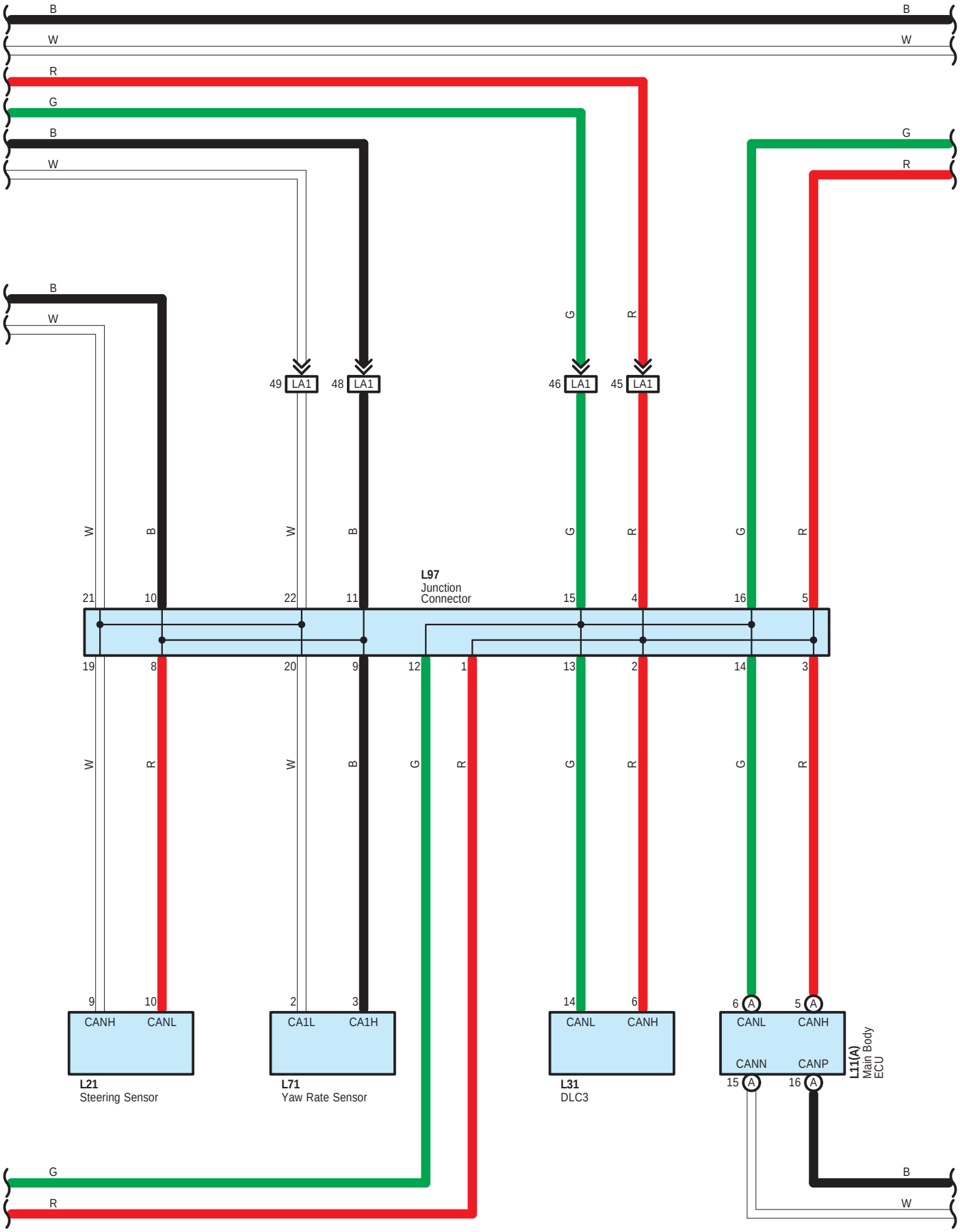
B
W
R
G
B
W
B
W
G
R
49 LA1
48 LA1
46 LA1
45 LA1
L97
Junction
Connector
21
10
22
11
15
4
16
5
19
8
20
9
12
1
13
2
14
3
9
10
CANH
CANL
L21
Steering Sensor
2
3
CA1L
CA1H
L71
Yaw Rate Sensor
14
6
CANL
CANH
L31
DLC3
6 A
5 A
CANL
CANH
CANN
CANP
15 A
16 A
L11(A)
Main Body
ECU

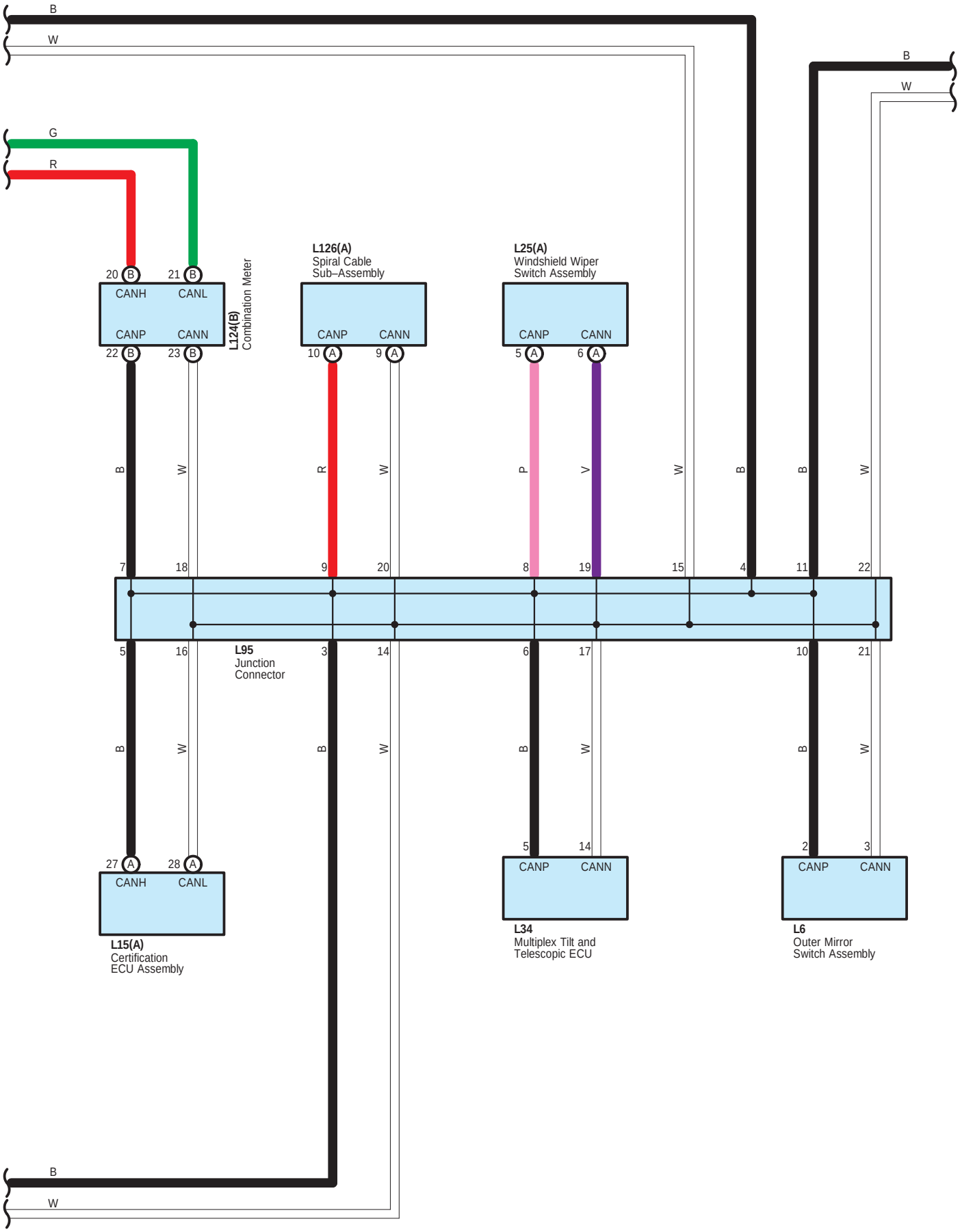
B
W
G
R
20 B
21 B
CANH
CANL
CANP
CANN
22 B
23 B
L124(B)
Combination Meter
L126(A)
Spiral Cable
Sub–Assembly
CANP
CANN
10 A
9 A
L25(A)
Windshield Wiper
Switch Assembly
CANP
CANN
5 A
6 A
B
W
R
W
P
V
W
B
B
W
7
18
9
20
8
19
15
4
11
22
L95
Junction
Connector
5
16
3
14
6
17
10
21
B
W
B
W
B
W
B
W
27 A
28 A
CANH
CANL
L15(A)
Certification
ECU Assembly
5
14
CANP
CANN
L34
Multiplex Tilt and
Telescopic ECU
2
3
CANP
CANN
L6
Outer Mirror
Switch Assembly
B
W

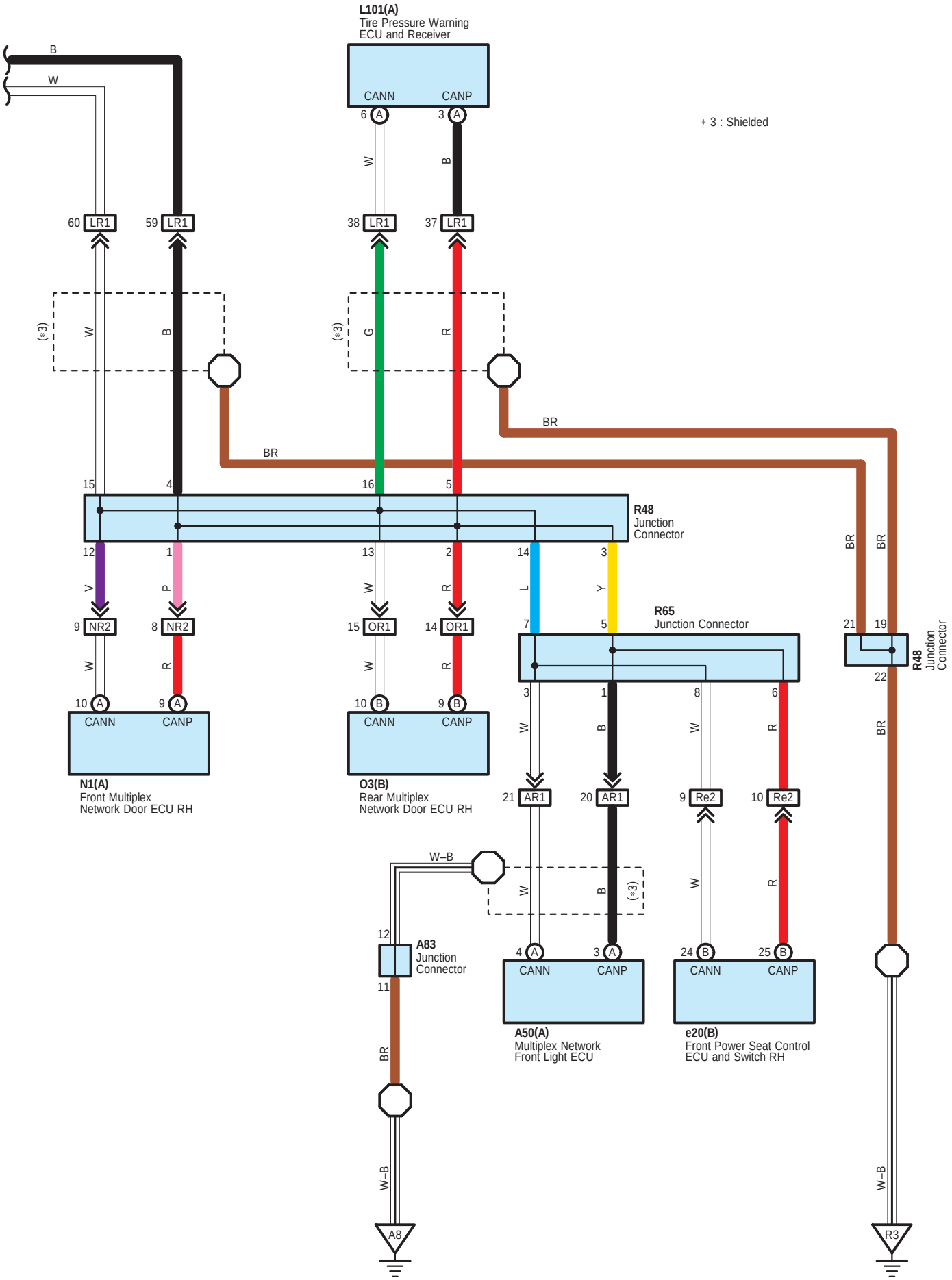
L101(A)
Tire Pressure Warning
ECU and Receiver
CANN
CANP
* 3 : Shielded
R48
Junction
Connector
R65
Junction Connector
N1(A)
Front Multiplex
Network Door ECU RH
O3(B)
Rear Multiplex
Network Door ECU RH
A83
Junction
Connector
A50(A)
Multiplex Network
Front Light ECU
e20(B)
Front Power Seat Control
ECU and Switch RH
A8
R3

A 13
White

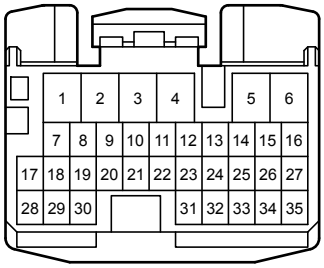

A 19
Black

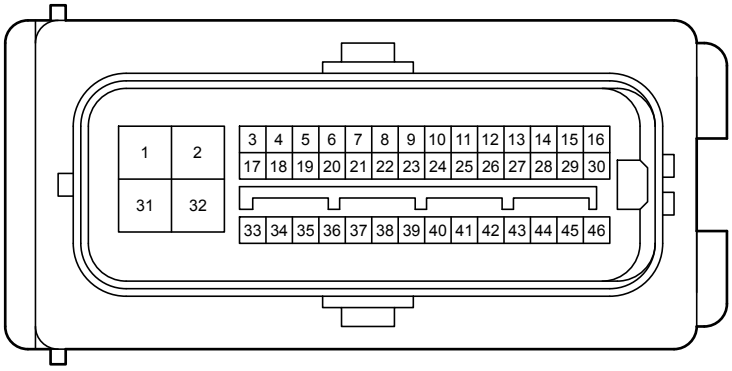

A 21
Gray

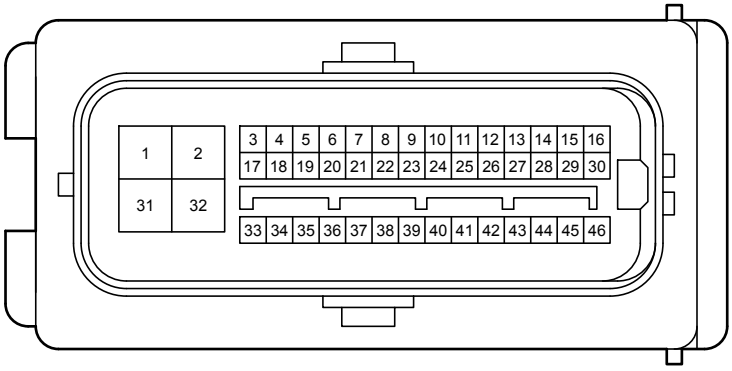

A 33
White

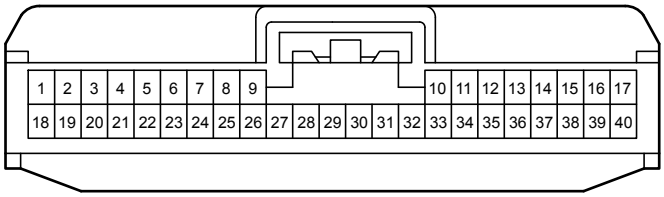

A 37
White

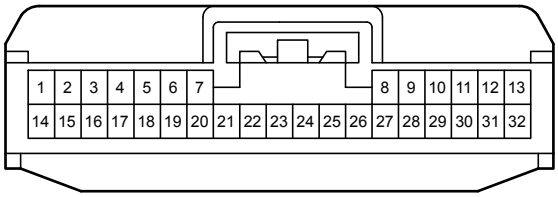

A 41
White

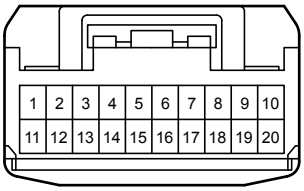

A 42
White

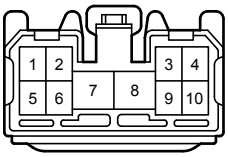

A 44
Black

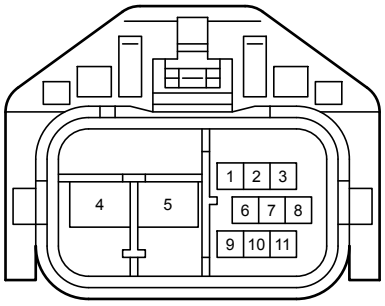

A 50
White

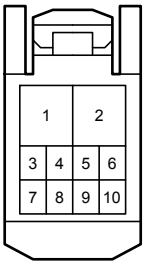

A 61
Black

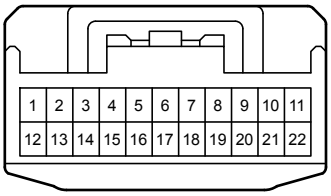

A 62
Blue

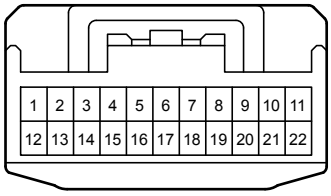

A 64
Black

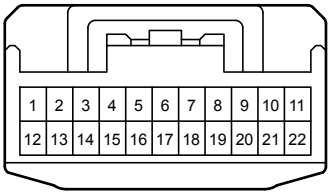

A 65
White

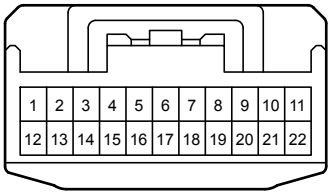

A 66
Black

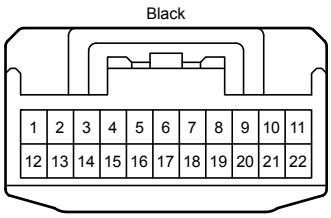

A 67
Black

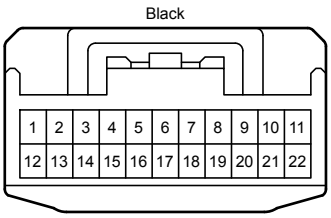

A 70
Gray

A 75
Black

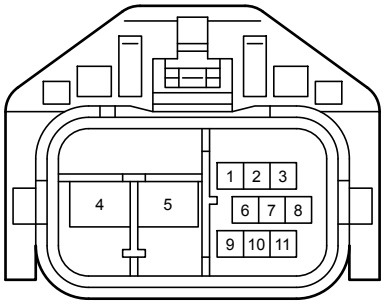

A 76
Gray

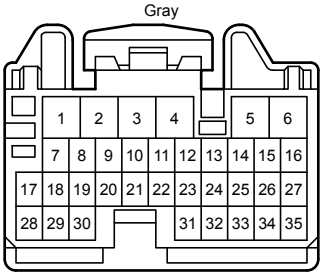

A 77
Gray

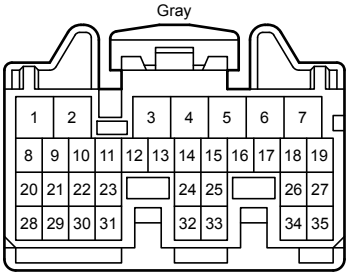

A 83
Black

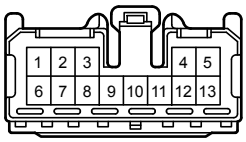

A 89
White

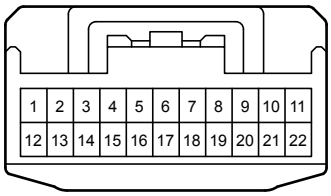

B 9
Black



L 6
White



L 11
White

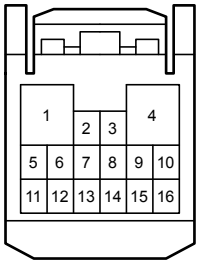

L 15
White

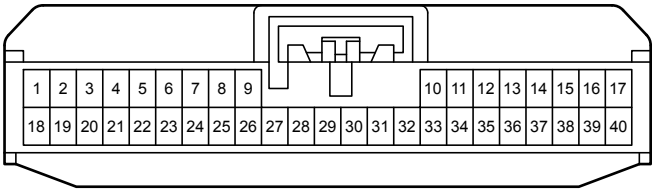

L 18
White

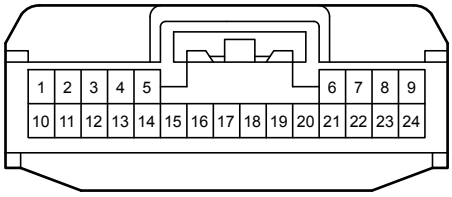

L 21
White

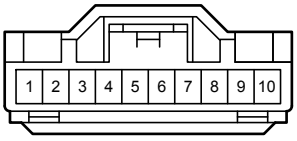

L 25
White



L 31
White

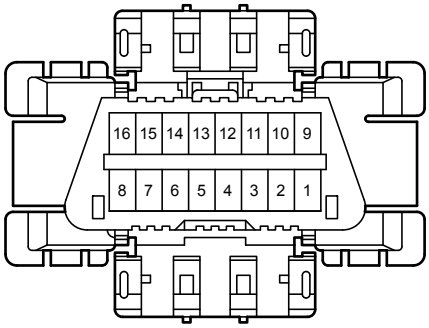

L 34
White

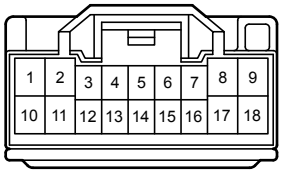

L 71
Black



L 73
Yellow

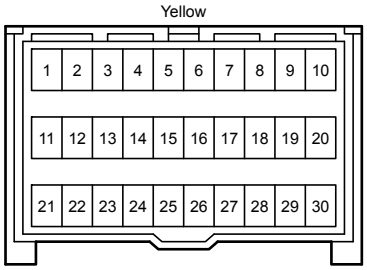

L 77
White

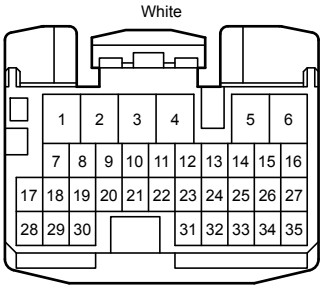

L 88
Black

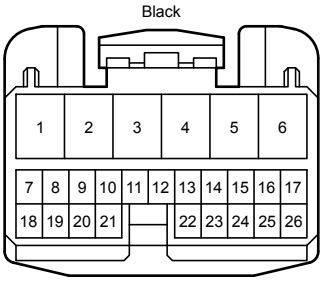

L 90
White

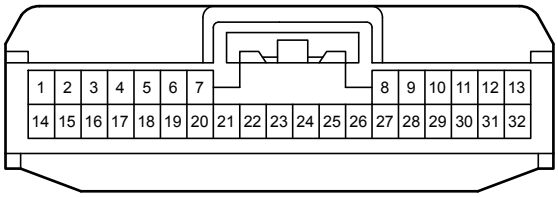

L 95
Gray

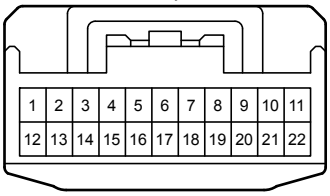

L 97
Black

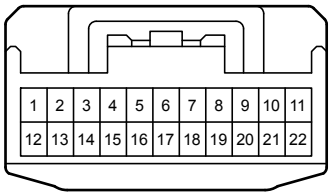

L 98
Gray

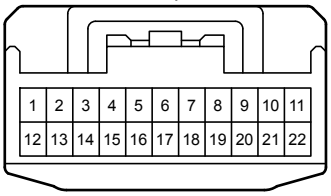

L 99
Black

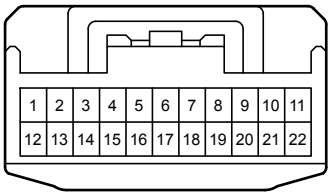

L101
White

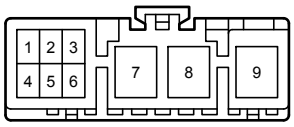

L102
White

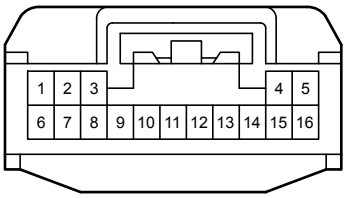

L120
Black

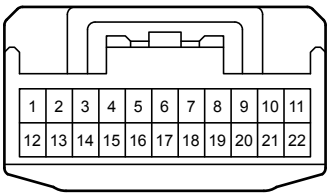

L121
White

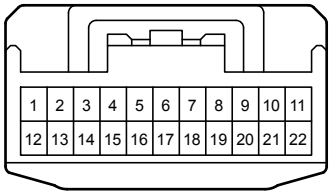

L124
Black

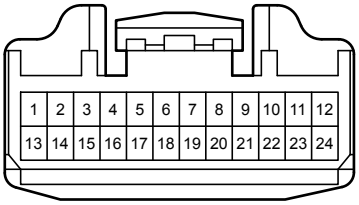

L126
Black

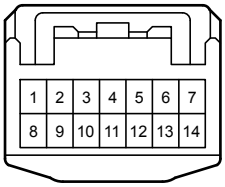

L132
White

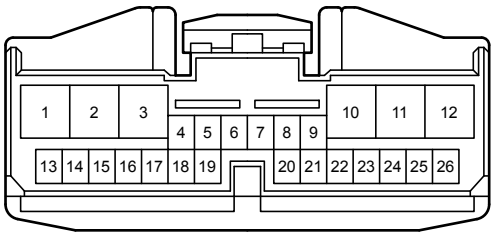

N 1
White

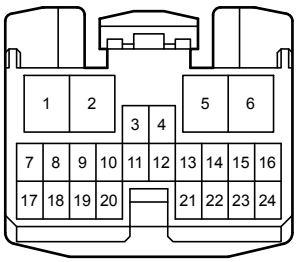

N 10
White

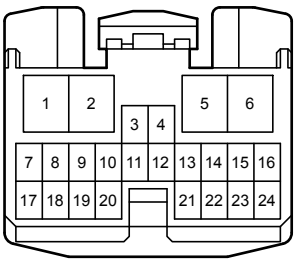

O 3
White

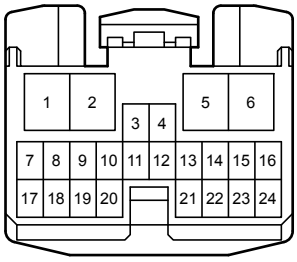

O 14
White

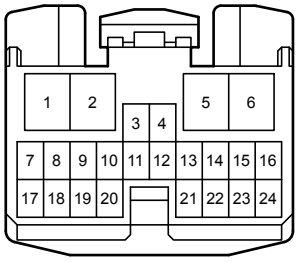

R 1
Black

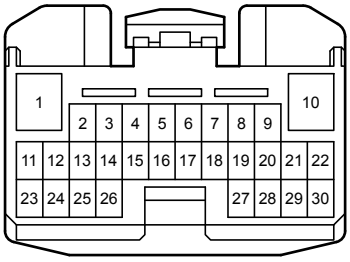

R 43
White

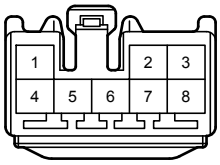

R 45
White

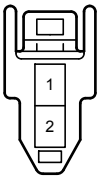

R 46
White

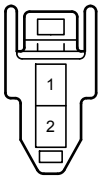

R 47
White

R 48
Black

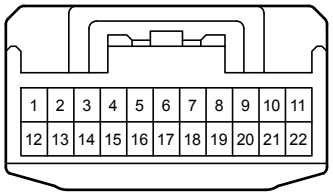

R 51
Black

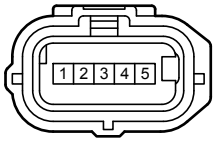

R 52
White

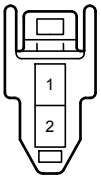

R 65
Dark Gray

R 67
Black

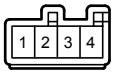

S 15
White



S 43
White

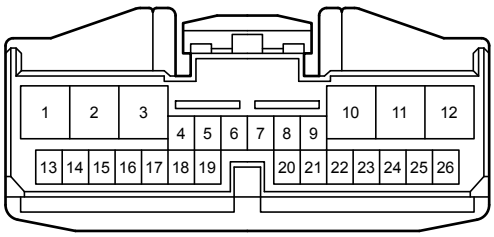

S 47
White



S 48
White



S 54
White

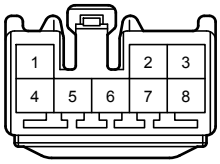

S 58
White

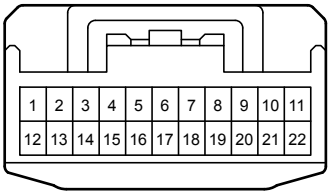

S 59
Black

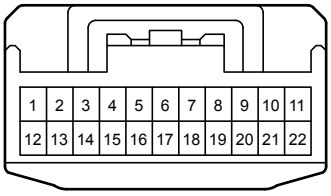

S 60
Black

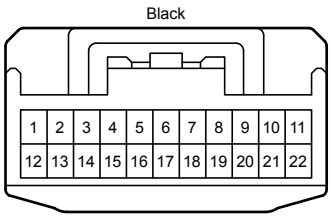

S 62
White

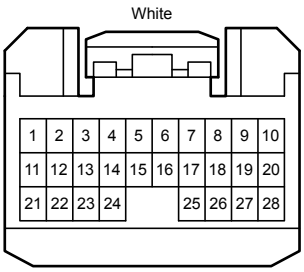

S 74
Black

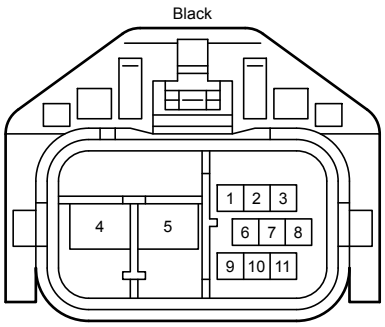

e 20
White

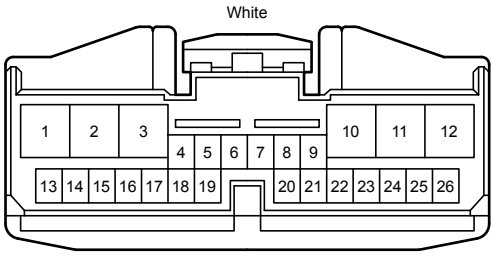

e 46
White

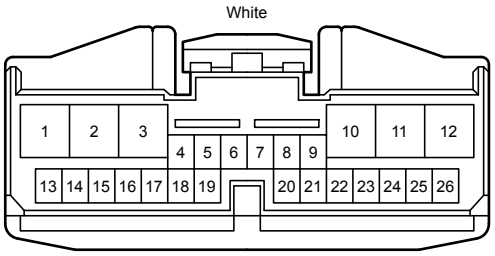

e 60
White

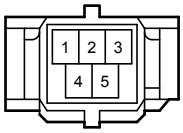

e 63
White

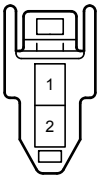

e 64
White

e 73
White

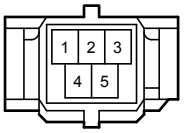

p 1
White

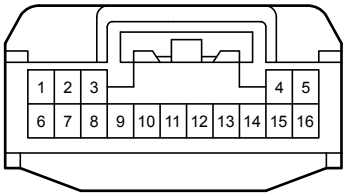

z 54
White

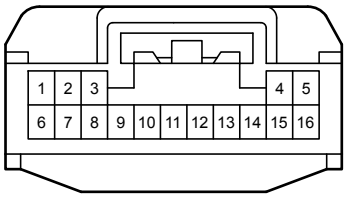

4H
Gray

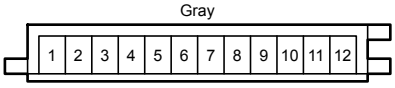

4J
Gray

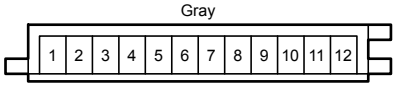

4M
White

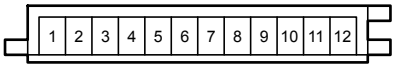

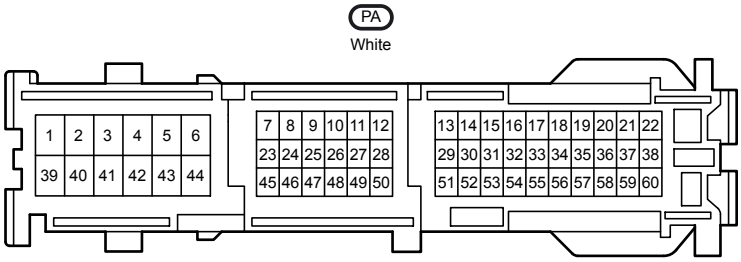
PA
White
1 2 3 4 5 6
39 40 41 42 43 44
7 8 9 10 11 12
23 24 25 26 27 28
45 46 47 48 49 50
13 14 15 16 17 18 19 20 21 22
29 30 31 32 33 34 35 36 37 38
51 52 53 54 55 56 57 58 59 60

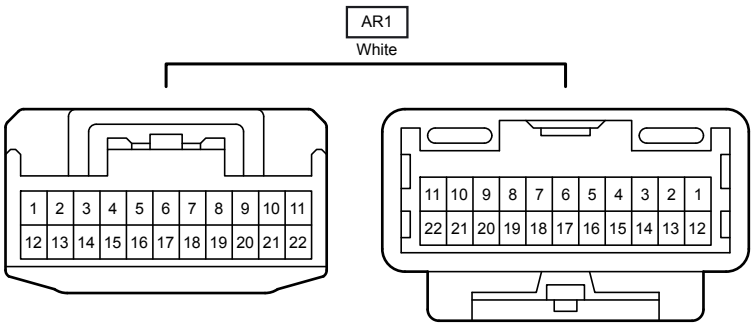
AR1
White
1 2 3 4 5 6 7 8 9 10 11
12 13 14 15 16 17 18 19 20 21 22
11 10 9 8 7 6 5 4 3 2 1
22 21 20 19 18 17 16 15 14 13 12

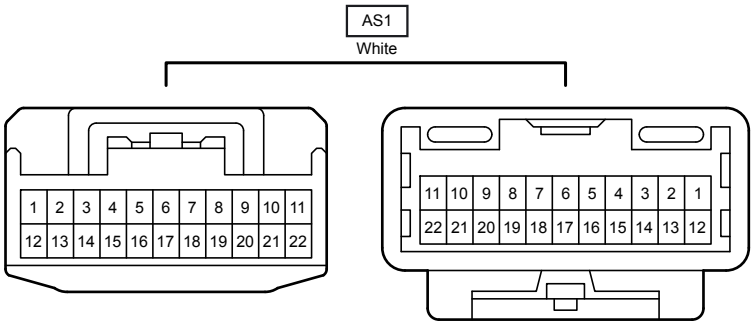
AS1
White
1 2 3 4 5 6 7 8 9 10 11
12 13 14 15 16 17 18 19 20 21 22
11 10 9 8 7 6 5 4 3 2 1
22 21 20 19 18 17 16 15 14 13 12

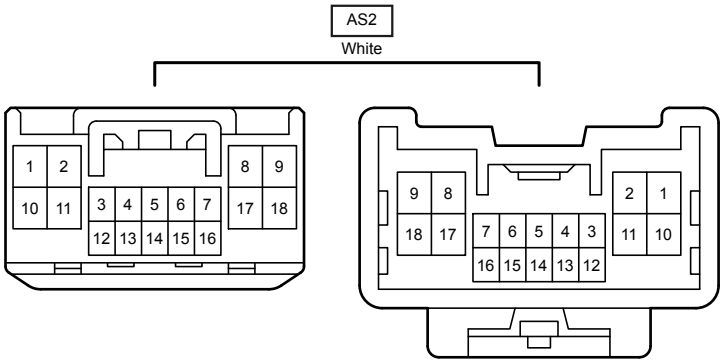
AS2
White
1 2
10 11
3 4 5 6 7
12 13 14 15 16
8 9
17 18
9 8
18 17
7 6 5 4 3
16 15 14 13 12
2 1
11 10

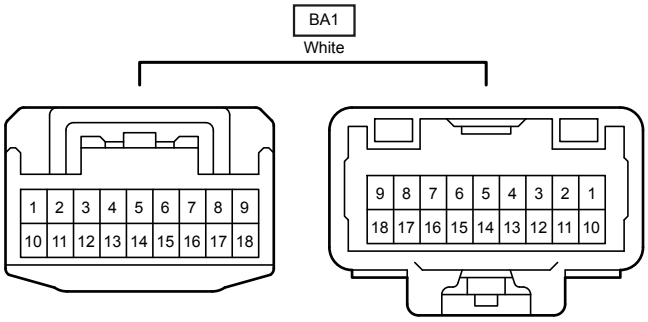
BA1
White
1 2 3 4 5 6 7 8 9
10 11 12 13 14 15 16 17 18
9 8 7 6 5 4 3 2 1
18 17 16 15 14 13 12 11 10

LA1
White

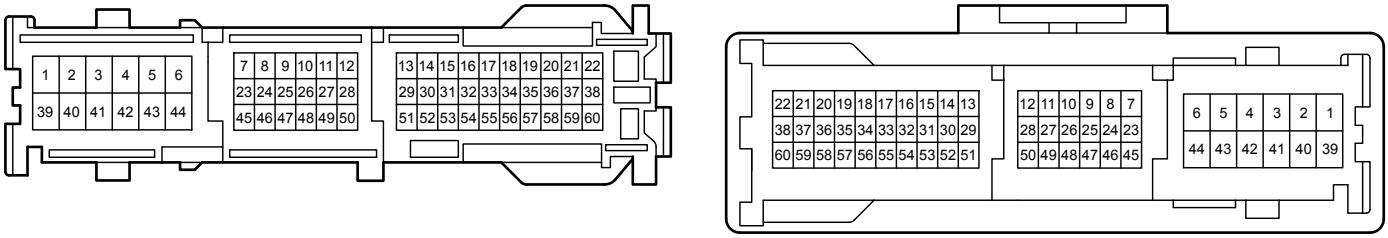

LA3
White

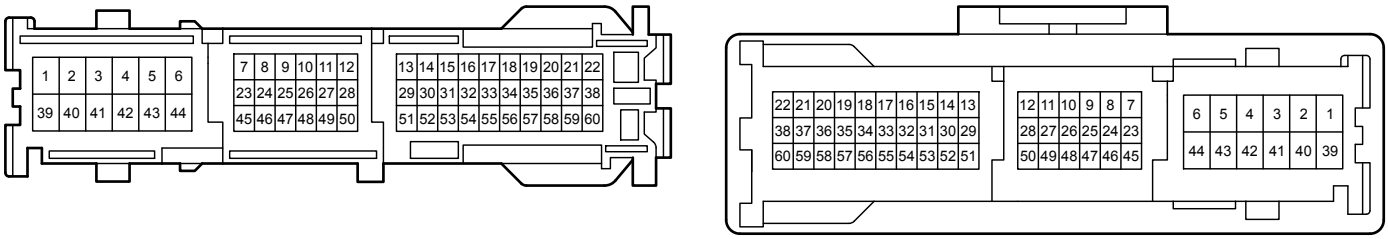

LR1
White

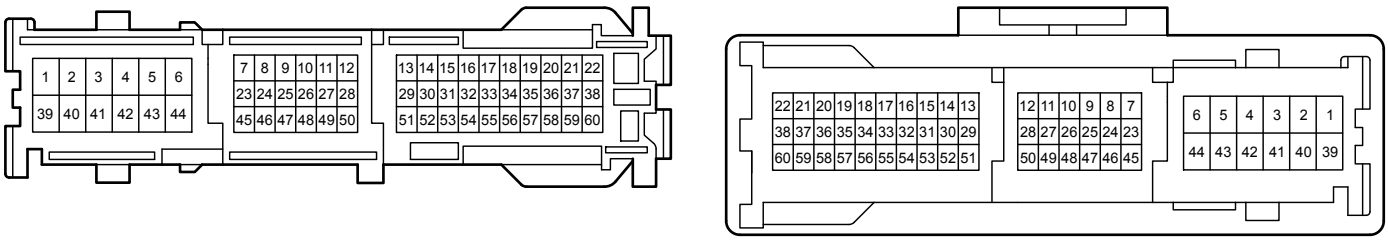

LS1
White

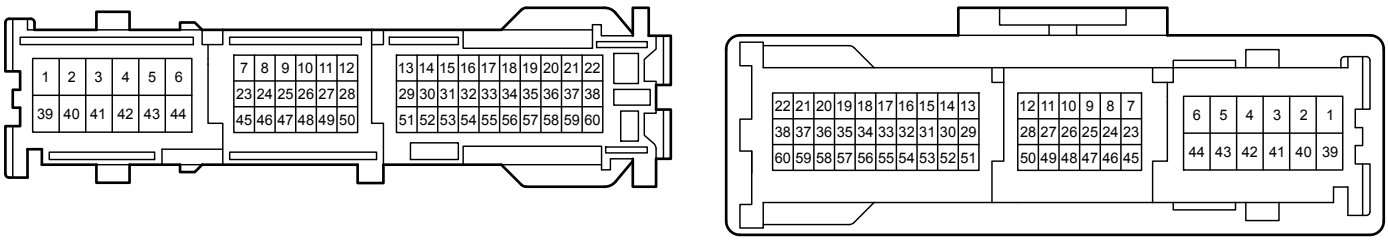

NR2
White

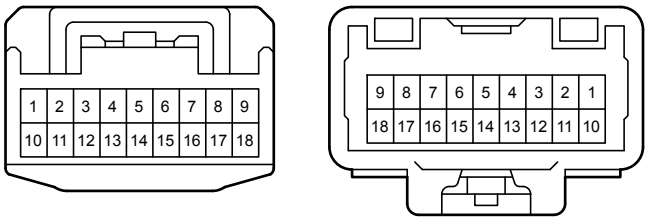

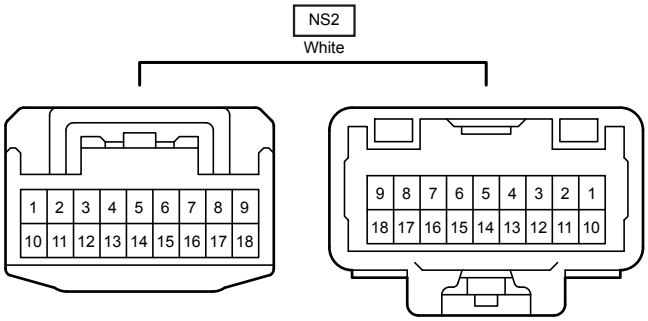
NS2
White
1 2 3 4 5 6 7 8 9
10 11 12 13 14 15 16 17 18
9 8 7 6 5 4 3 2 1
18 17 16 15 14 13 12 11 10

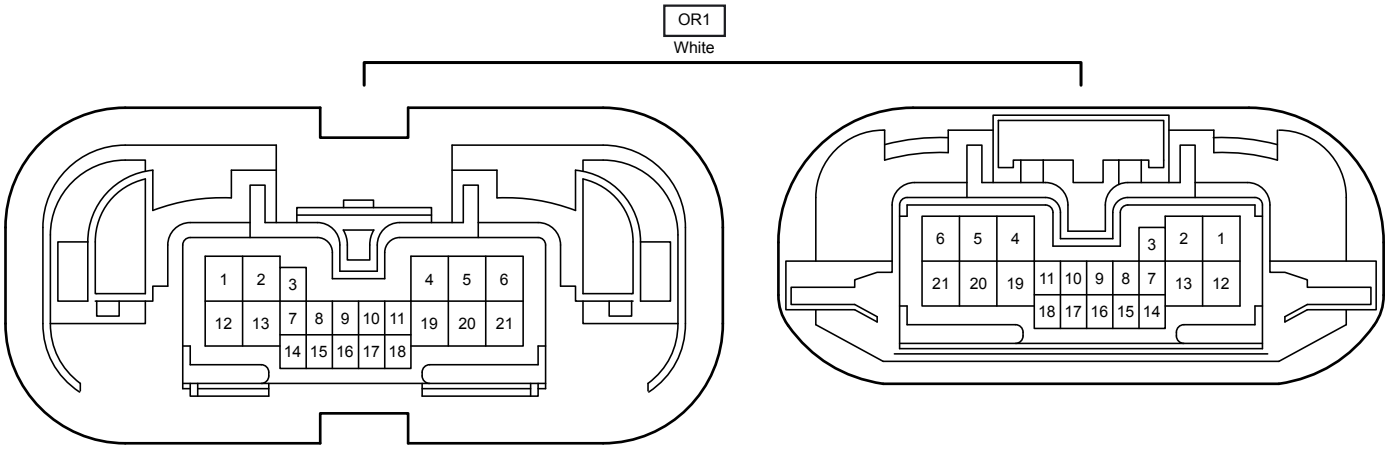
OR1
White
1 2 3 4 5 6
12 13 7 8 9 10 11 19 20 21
14 15 16 17 18
6 5 4 3 2 1
21 20 19 11 10 9 8 7 13 12
18 17 16 15 14

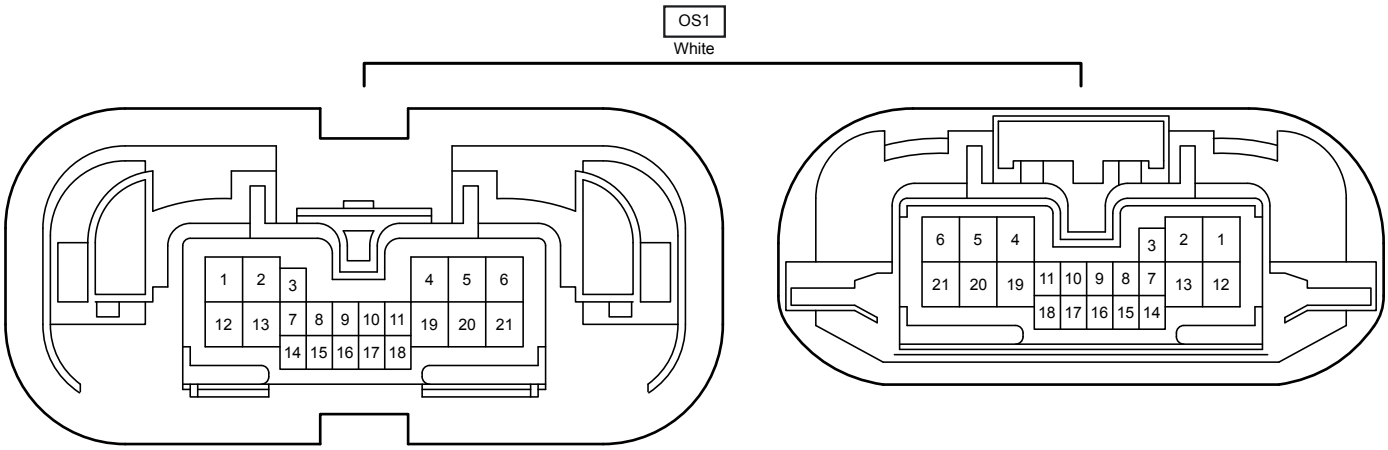
OS1
White
1 2 3 4 5 6
12 13 7 8 9 10 11 19 20 21
14 15 16 17 18
6 5 4 3 2 1
21 20 19 11 10 9 8 7 13 12
18 17 16 15 14

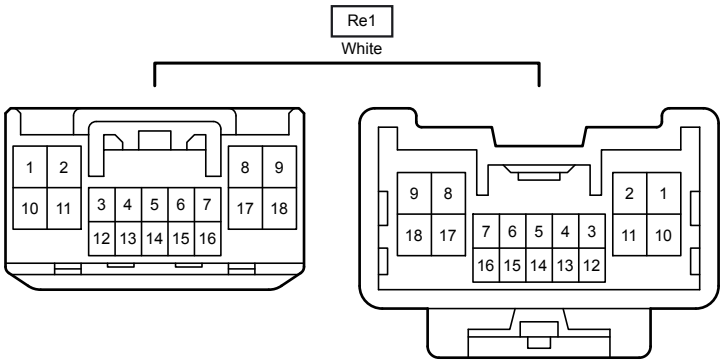
Re1
White
1 2 8 9
10 11 3 4 5 6 7 17 18
12 13 14 15 16
9 8 2 1
18 17 7 6 5 4 3 11 10
16 15 14 13 12

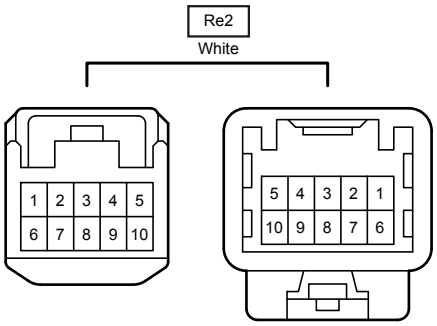
Re2
White
1 2 3 4 5
6 7 8 9 10
5 4 3 2 1
10 9 8 7 6

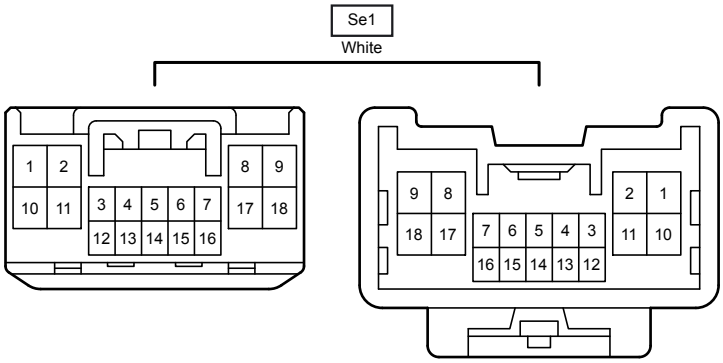
Se1
White
1 2 8 9
10 11 3 4 5 6 7 17 18
12 13 14 15 16
9 8 2 1
18 17 7 6 5 4 3 11 10
16 15 14 13 12

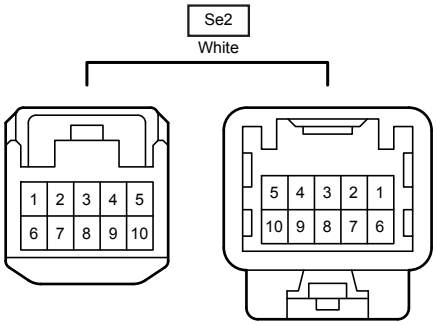
Se2
White
1 2 3 4 5
6 7 8 9 10
5 4 3 2 1
10 9 8 7 6

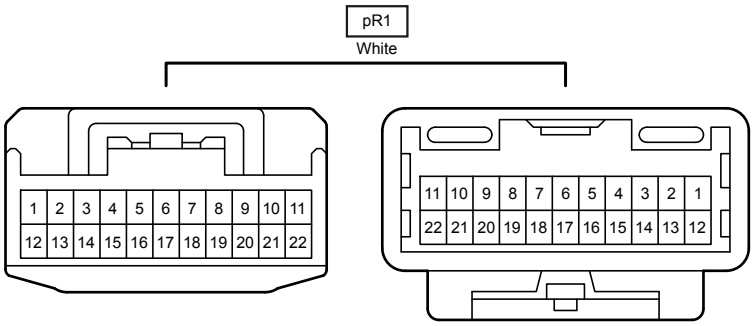
pR1
White
1 2 3 4 5 6 7 8 9 10 11
12 13 14 15 16 17 18 19 20 21 22
11 10 9 8 7 6 5 4 3 2 1
22 21 20 19 18 17 16 15 14 13 12

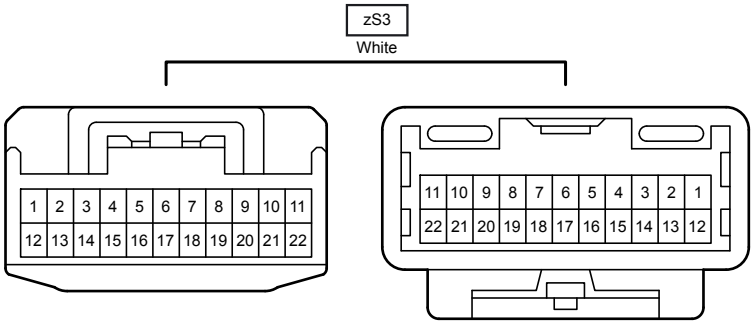
zS3
White
1 2 3 4 5 6 7 8 9 10 11
12 13 14 15 16 17 18 19 20 21 22
11 10 9 8 7 6 5 4 3 2 1
22 21 20 19 18 17 16 15 14 13 12

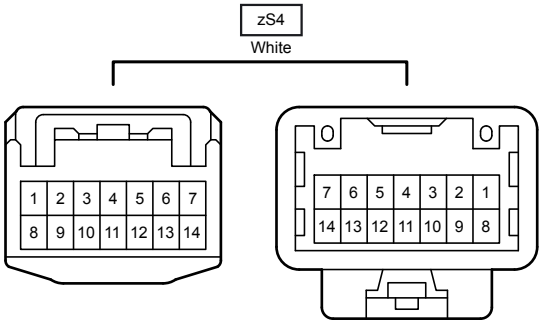
zS4
White
1 2 3 4 5 6 7
8 9 10 11 12 13 14
7 6 5 4 3 2 1
14 13 12 11 10 9 8