* 1 : w/ Rear Power Seat
* 2 : w/o Rear Power Seat
* 3 : Shielded
* 4 : 4–Seater
* 5 : 5–Seater

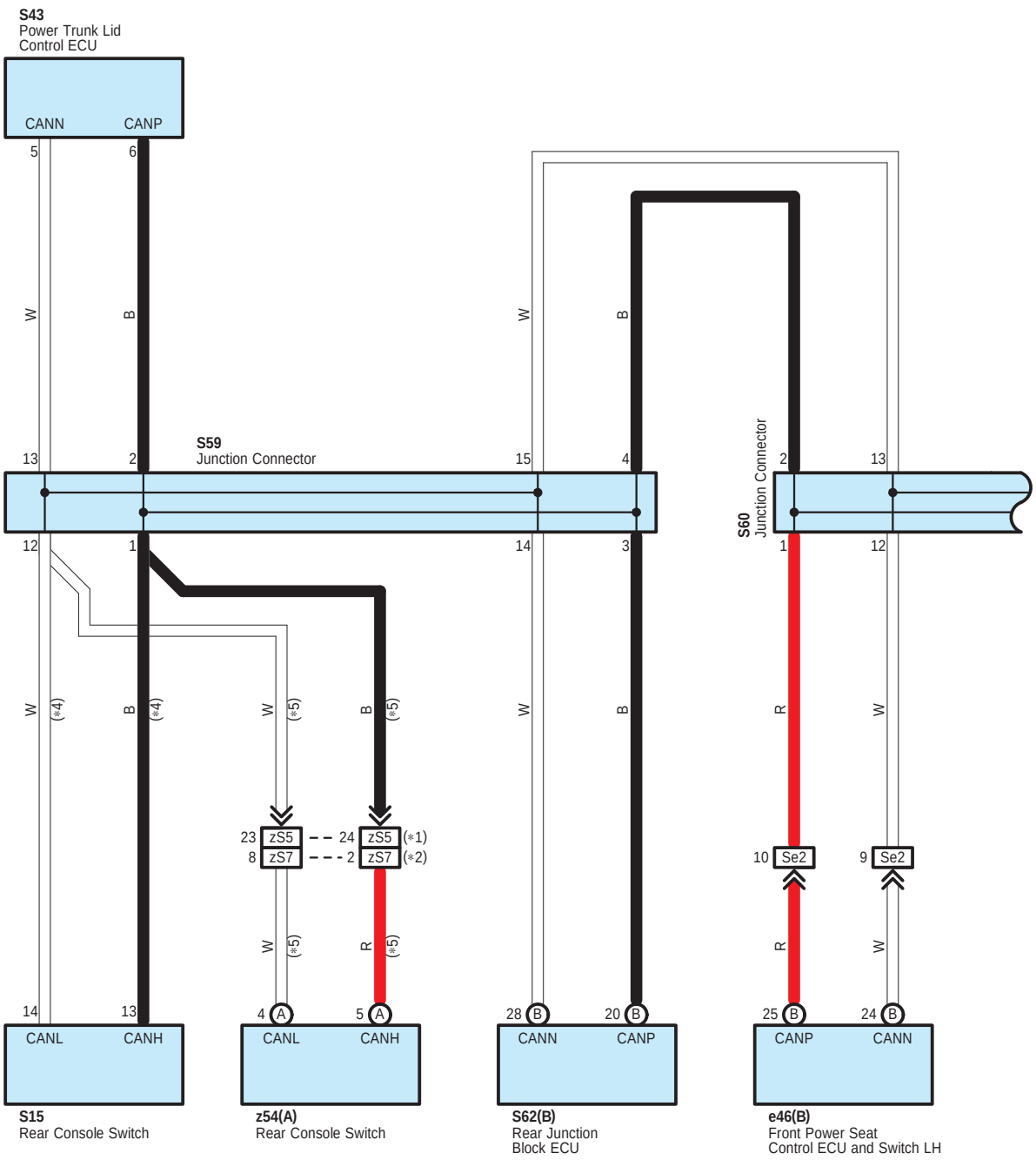

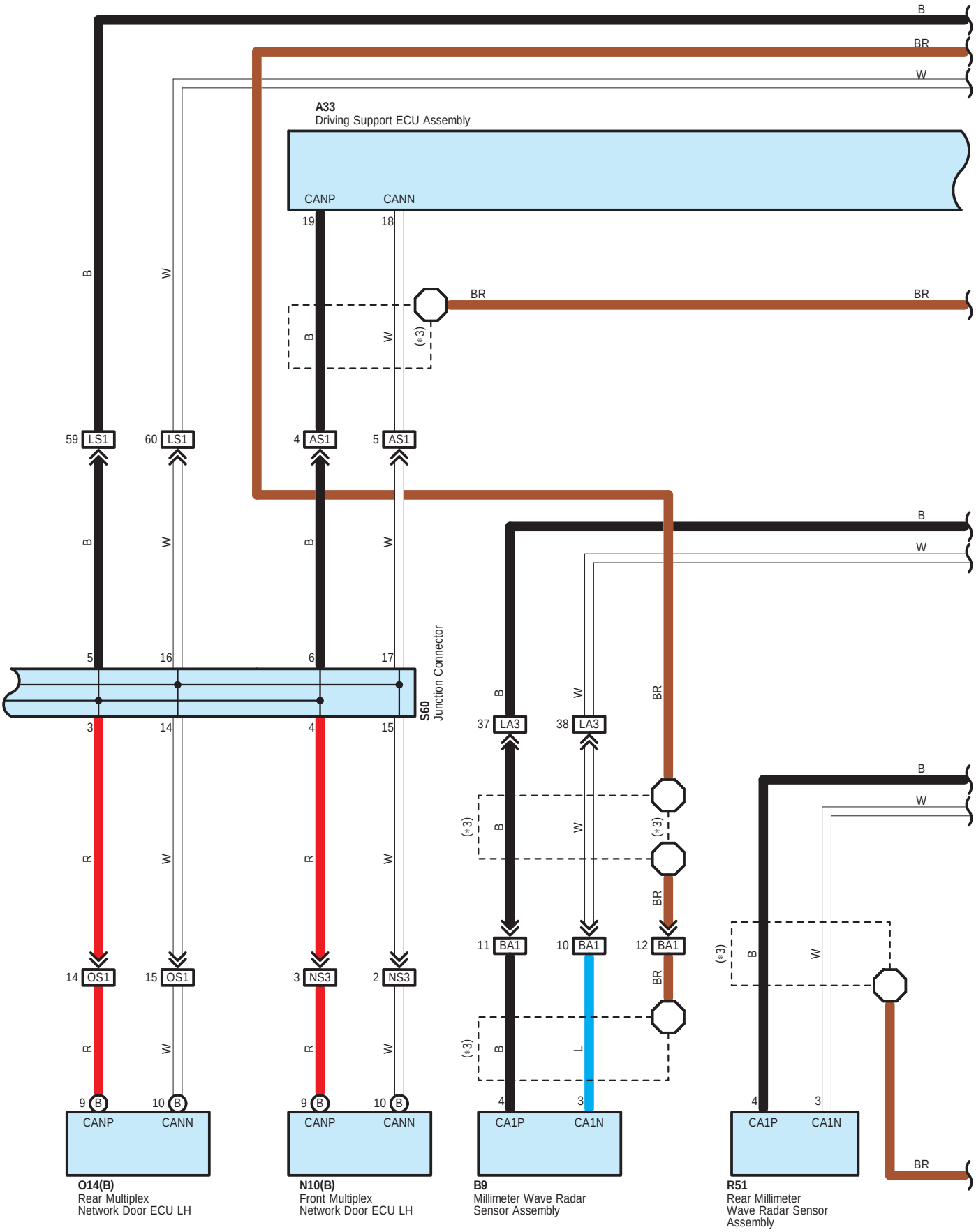
A33
Driving Support ECU Assembly
CANP
CANN
19
18
B
W
BR
(*3)
59 LS1
60 LS1
4 AS1
5 AS1
5
16
6
17
S60
Junction Connector
3
14
4
15
R
37 LA3
38 LA3
11 BA1
10 BA1
12 BA1
L
14 OS1
15 OS1
3 NS3
2 NS3
9 B
10 B
O14(B)
Rear Multiplex
Network Door ECU LH
N10(B)
Front Multiplex
Network Door ECU LH
B9
Millimeter Wave Radar
Sensor Assembly
R51
Rear Millimeter
Wave Radar Sensor
Assembly
CA1P
CA1N

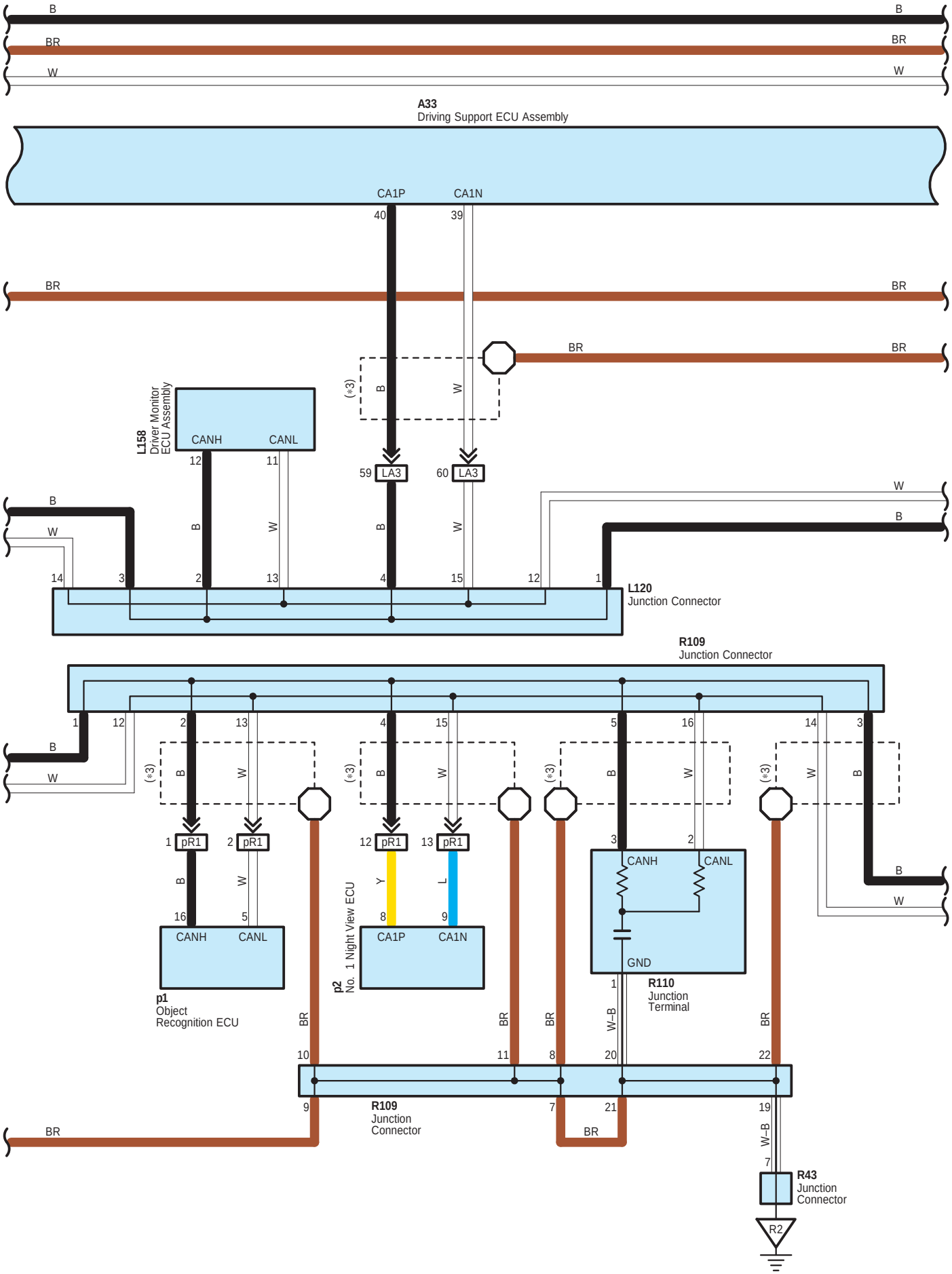
B
BR
W
A33
Driving Support ECU Assembly
CA1P
CA1N
40
39
(*3)
L158
Driver Monitor
ECU Assembly
CANH
CANL
12
11
59
LA3
60
LA3
14
3
2
13
4
15
12
1
L120
Junction Connector
R109
Junction Connector
pR1
16
5
p1
Object
Recognition ECU
Y
L
8
9
p2
No. 1 Night View ECU
GND
R110
Junction
Terminal
W–B
10
11
8
20
22
9
7
21
19
R43
Junction
Connector
R2

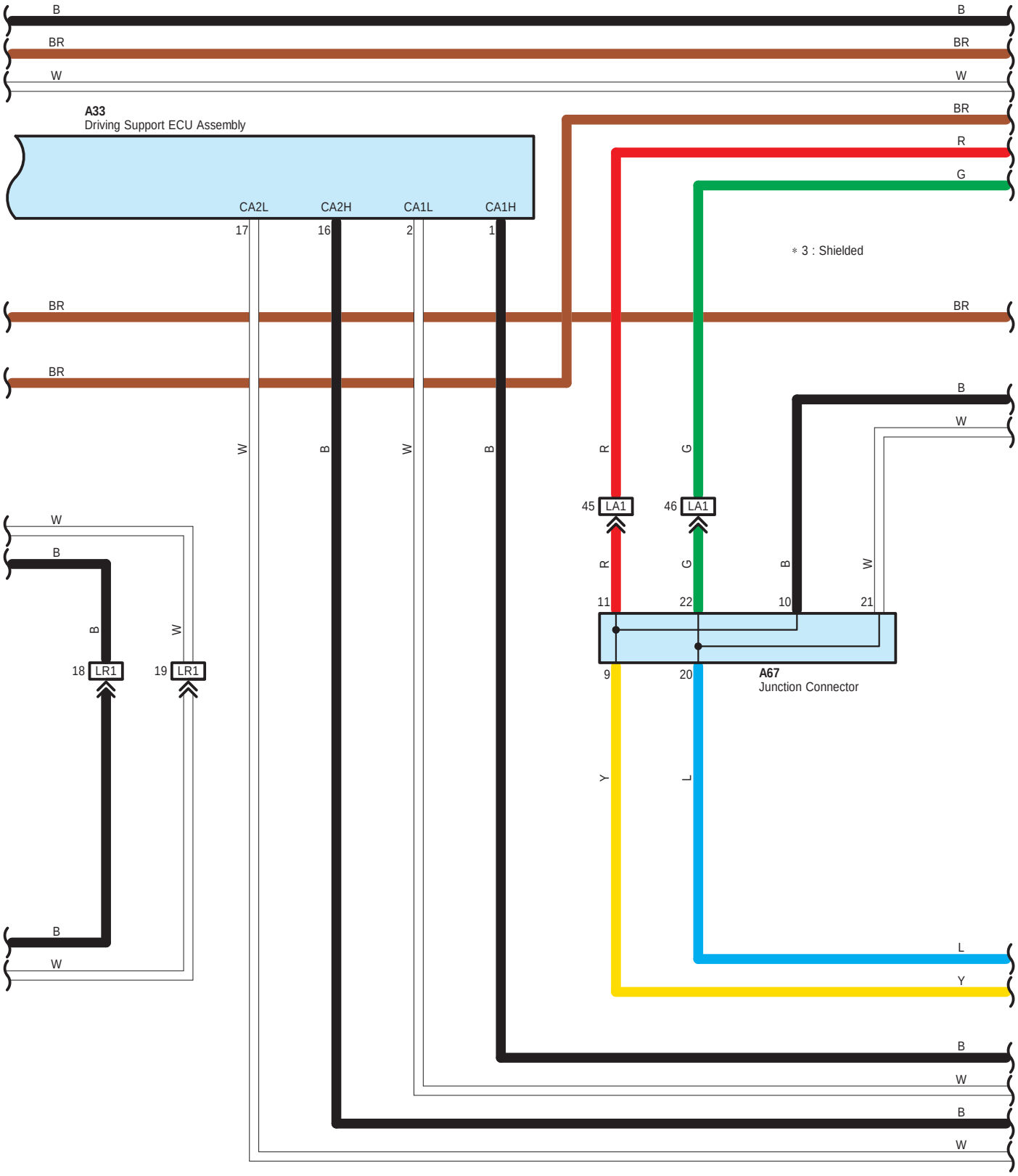
B
BR
W
A33
Driving Support ECU Assembly
CA2L
CA2H
CA1L
CA1H
17
16
2
1
R
G
* 3 : Shielded
45 LA1
46 LA1
11
22
10
21
9
20
A67
Junction Connector
Y
L
18 LR1
19 LR1

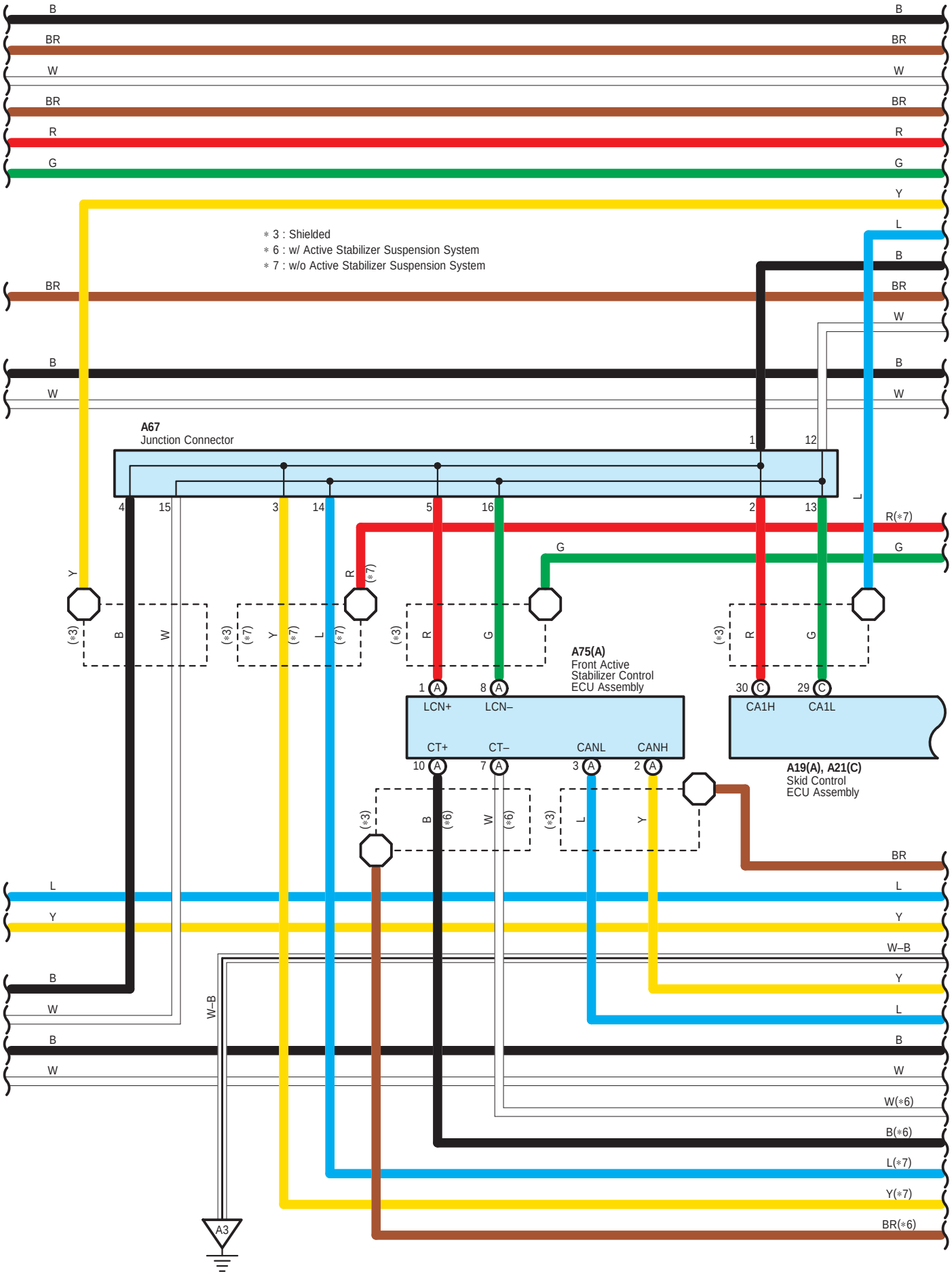
∗ 3 : Shielded
∗ 6 : w/ Active Stabilizer Suspension System
∗ 7 : w/o Active Stabilizer Suspension System
A67
Junction Connector
A75(A)
Front Active
Stabilizer Control
ECU Assembly
LCN+
LCN–
CT+
CT–
CANL
CANH
CA1H
CA1L
A19(A), A21(C)
Skid Control
ECU Assembly
R(∗7)
W–B
W(∗6)
B(∗6)
L(∗7)
Y(∗7)
BR(∗6)
A3

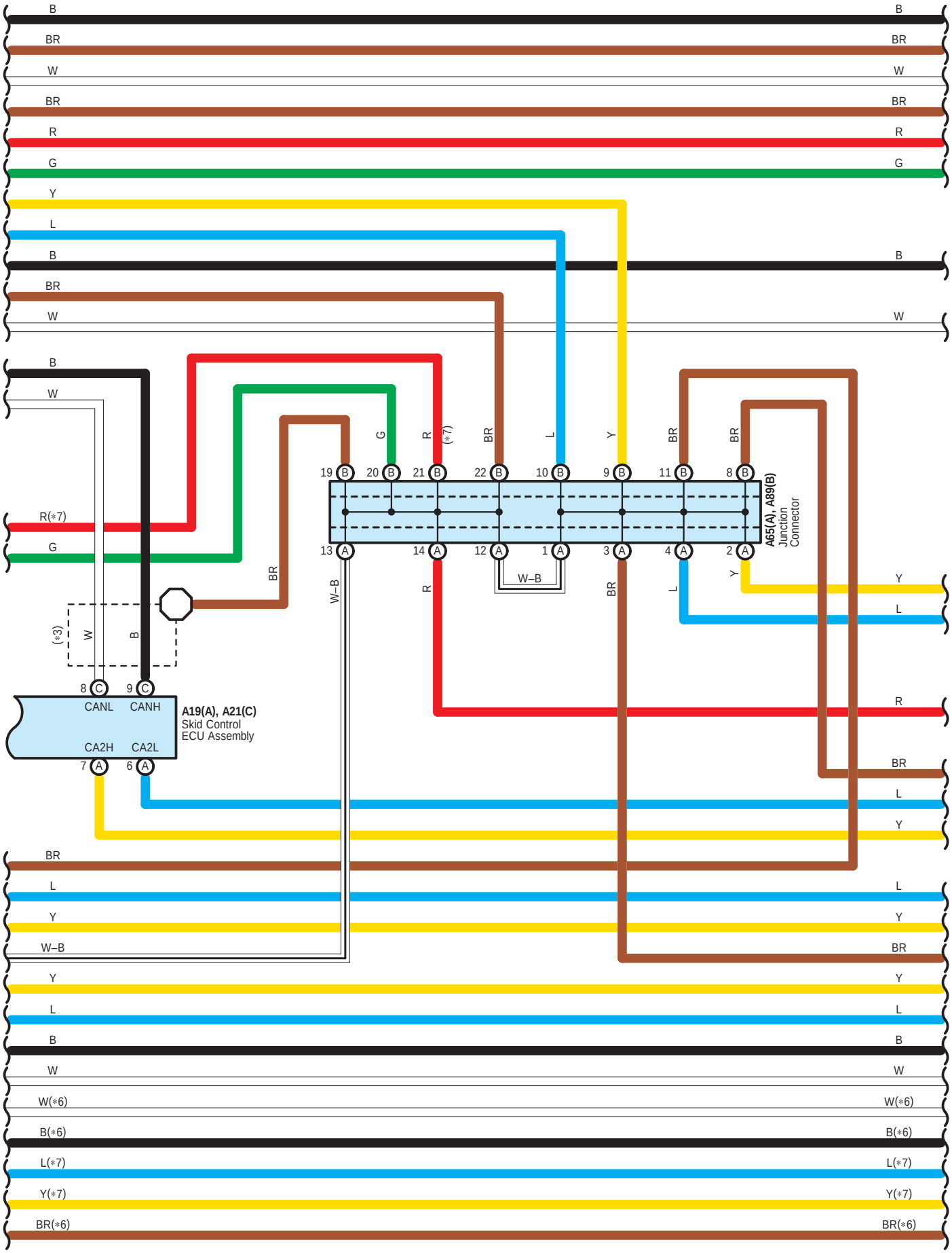
B
BR
W
BR
R
G
Y
L
B
BR
W
B
W
R(*7)
G
(*3)
W
B
8 C
9 C
CANL
CANH
CA2H
CA2L
7 A
6 A
A19(A), A21(C)
Skid Control
ECU Assembly
BR
G
R
(*7)
BR
L
Y
BR
BR
19 B
20 B
21 B
22 B
10 B
9 B
11 B
8 B
13 A
14 A
12 A
1 A
3 A
4 A
2 A
A65(A), A89(B)
Junction
Connector
W–B
W–B
R
BR
L
Y
Y
L
R
BR
L
Y
BR
L
Y
W–B
BR
Y
L
B
W
W(*6)
B(*6)
L(*7)
Y(*7)
BR(*6)

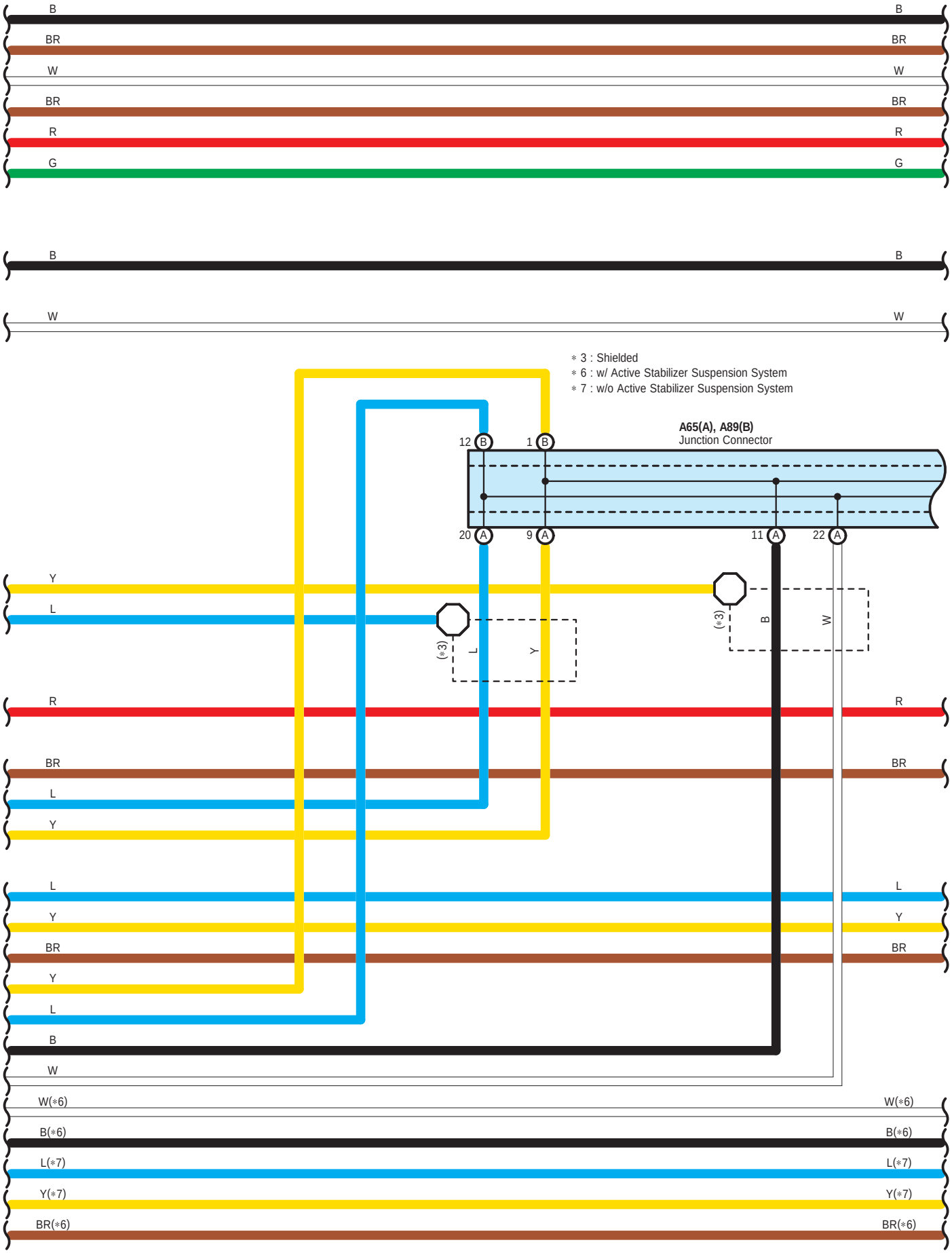
B
BR
W
BR
R
G
B
W
∗ 3 : Shielded
∗ 6 : w/ Active Stabilizer Suspension System
∗ 7 : w/o Active Stabilizer Suspension System
A65(A), A89(B)
Junction Connector
12 B
1 B
20 A
9 A
11 A
22 A
Y
L
(∗3)
L
Y
(∗3)
B
W
R
BR
L
Y
L
Y
BR
Y
L
B
W
W(∗6)
B(∗6)
L(∗7)
Y(∗7)
BR(∗6)

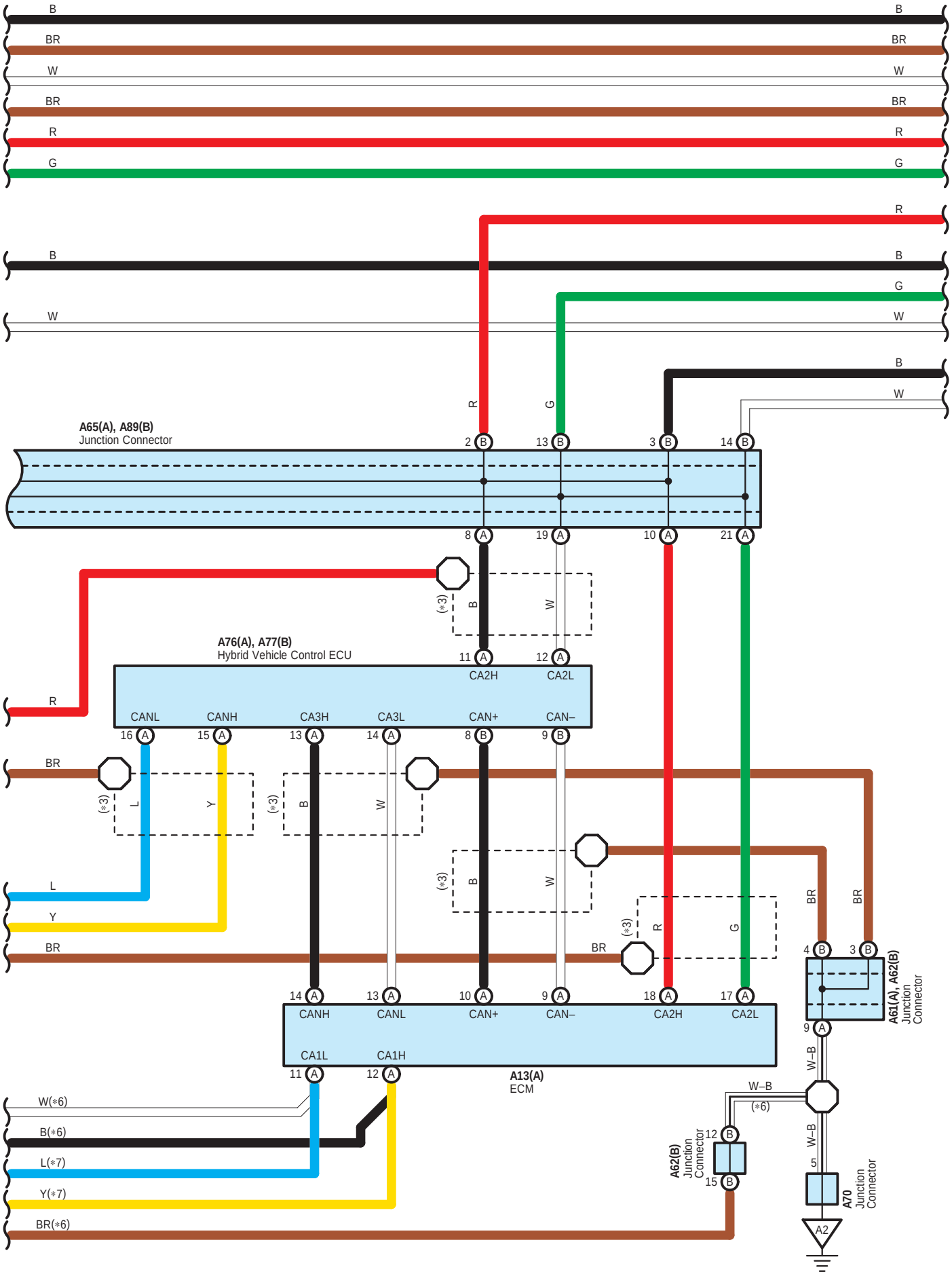
A65(A), A89(B)
Junction Connector
A76(A), A77(B)
Hybrid Vehicle Control ECU
CANL
CANH
CA3H
CA3L
CAN+
CAN–
CA2H
CA2L
A13(A)
ECM
CANH
CANL
CAN+
CAN–
CA2H
CA2L
CA1L
CA1H
A61(A), A62(B)
Junction
Connector
A62(B)
Junction
Connector
A70
Junction
Connector
A2
W(*6)
B(*6)
L(*7)
Y(*7)
BR(*6)
W–B
(*6)
(*3)

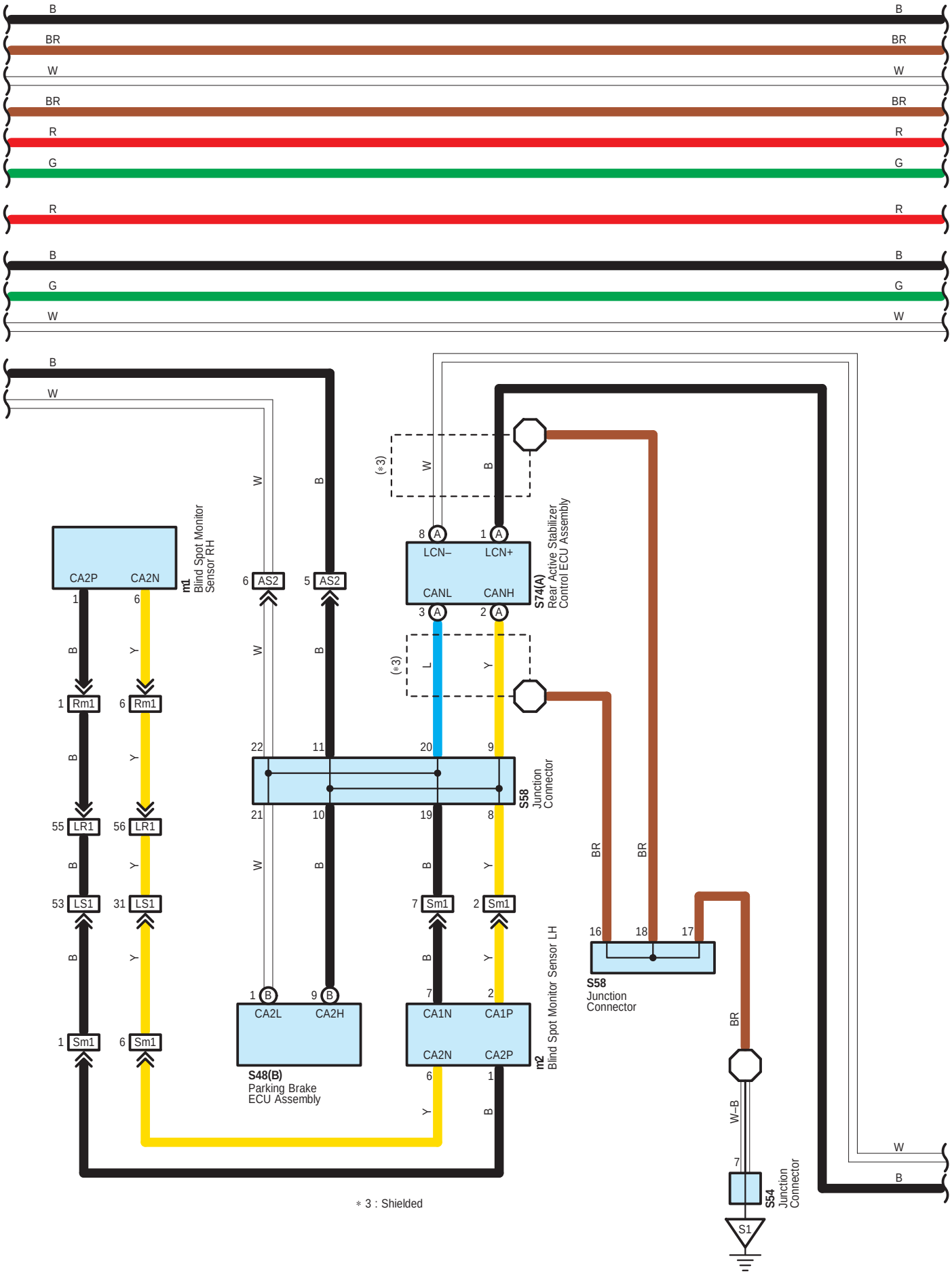
m1
Blind Spot Monitor Sensor RH
CA2P
CA2N
AS2
Rm1
LR1
LS1
Sm1
S74(A)
Rear Active Stabilizer Control ECU Assembly
LCN–
LCN+
CANL
CANH
(*3)
S58
Junction Connector
S48(B)
Parking Brake ECU Assembly
CA2L
CA2H
m2
Blind Spot Monitor Sensor LH
CA1N
CA1P
CA2N
CA2P
S54
Junction Connector
S1
W–B
* 3 : Shielded

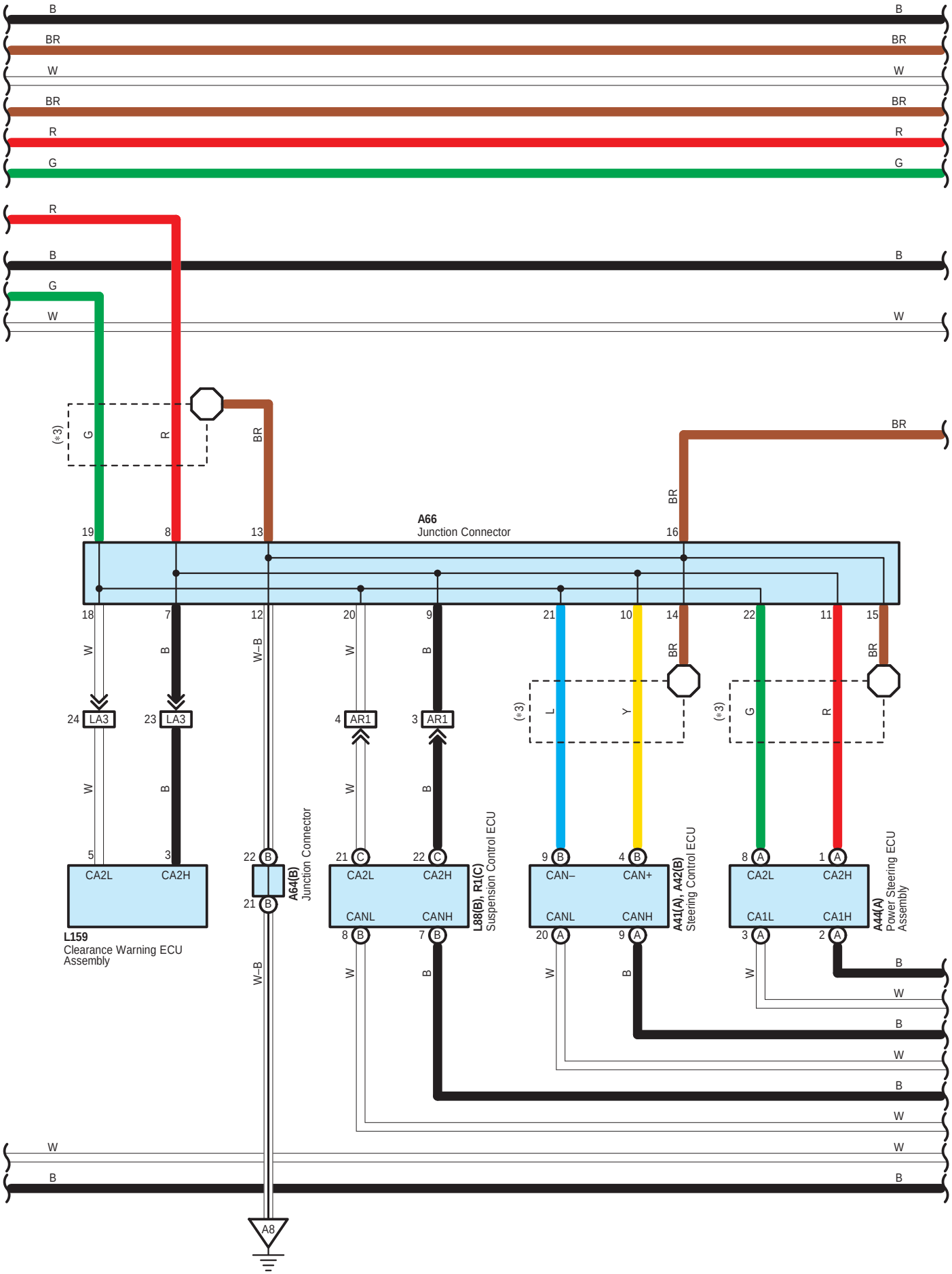
A66
Junction Connector
L159
Clearance Warning ECU Assembly
A64(B)
Junction Connector
L88(B), R1(C)
Suspension Control ECU
A41(A), A42(B)
Steering Control ECU
A44(A)
Power Steering ECU Assembly
CA2L
CA2H
CANL
CANH
CAN–
CAN+
CA1L
CA1H
LA3
AR1
A8
(*3)

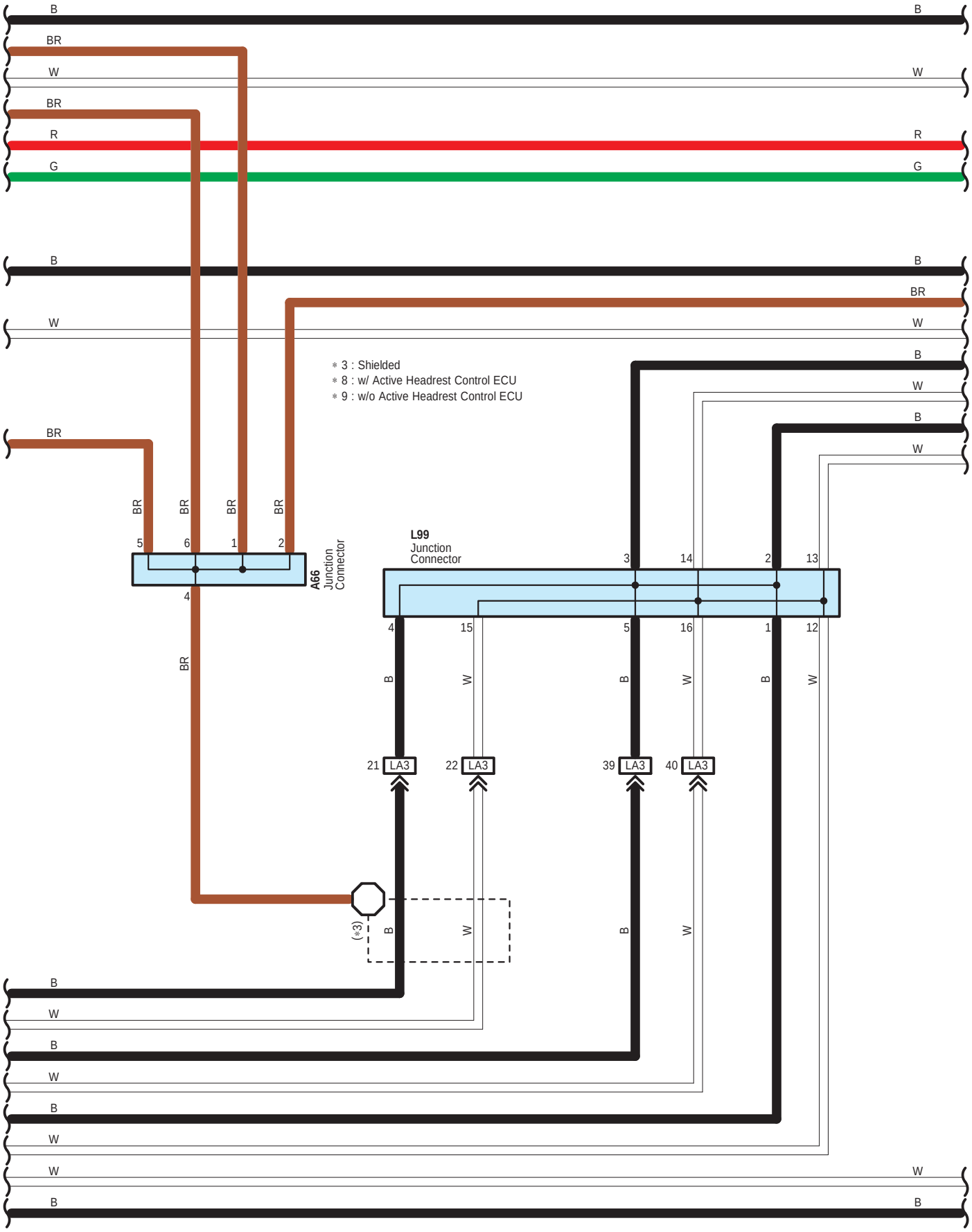
B
BR
W
R
G
* 3 : Shielded
* 8 : w/ Active Headrest Control ECU
* 9 : w/o Active Headrest Control ECU
A66
Junction
Connector
L99
Junction
Connector
LA3
(*3)

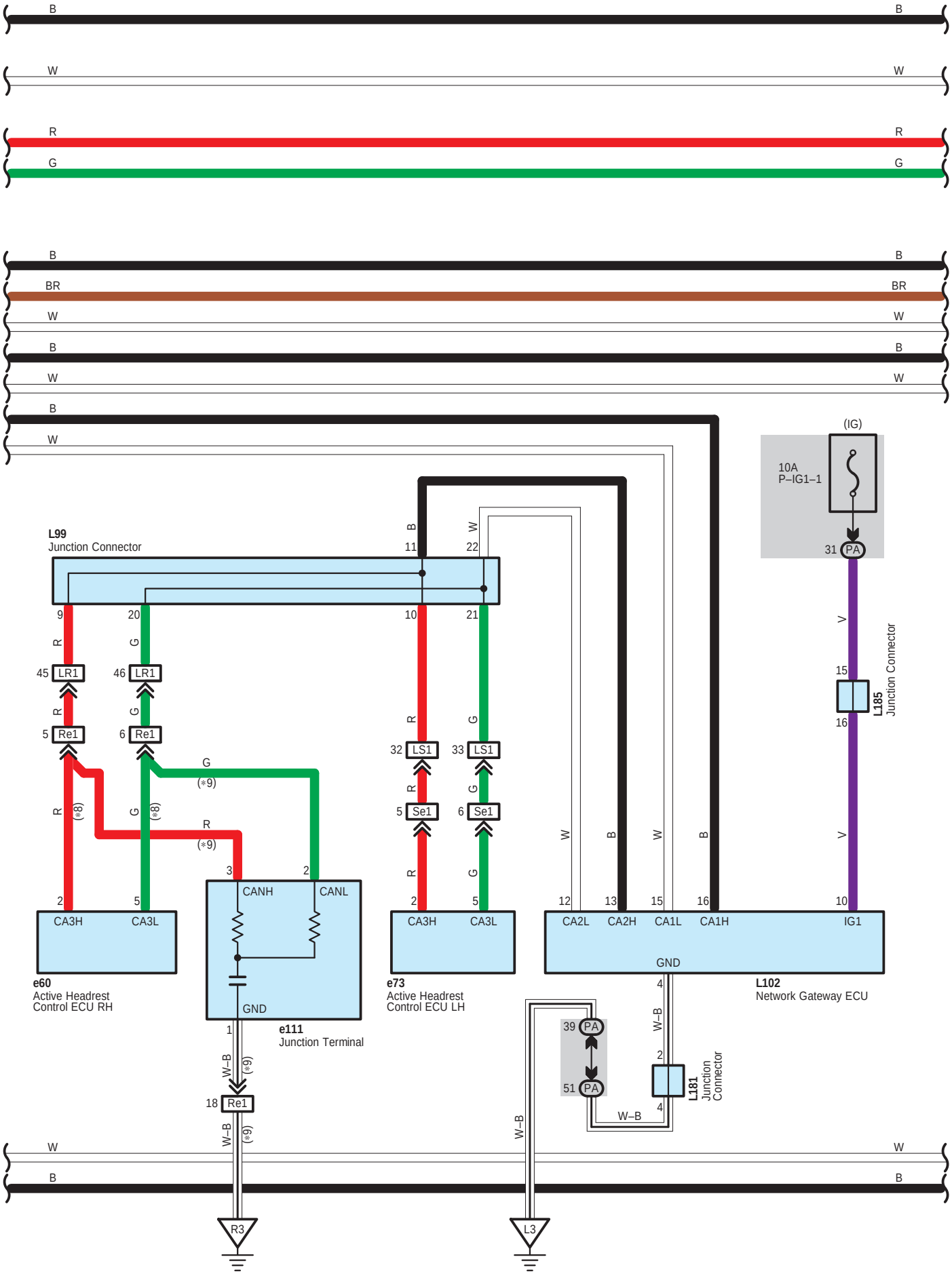
B
W
R
G
BR
(IG)
10A
P–IG1–1
31 PA
L99
Junction Connector
9
20
10
21
11
22
45 LR1
46 LR1
5 Re1
6 Re1
32 LS1
33 LS1
5 Se1
6 Se1
G
(*9)
R
(*8)
CA3H
CA3L
CANH
CANL
GND
e60
Active Headrest
Control ECU RH
e111
Junction Terminal
e73
Active Headrest
Control ECU LH
CA2L
CA2H
CA1L
CA1H
IG1
L102
Network Gateway ECU
L185
Junction Connector
39 PA
51 PA
L181
Junction Connector
W–B
18 Re1
R3
L3

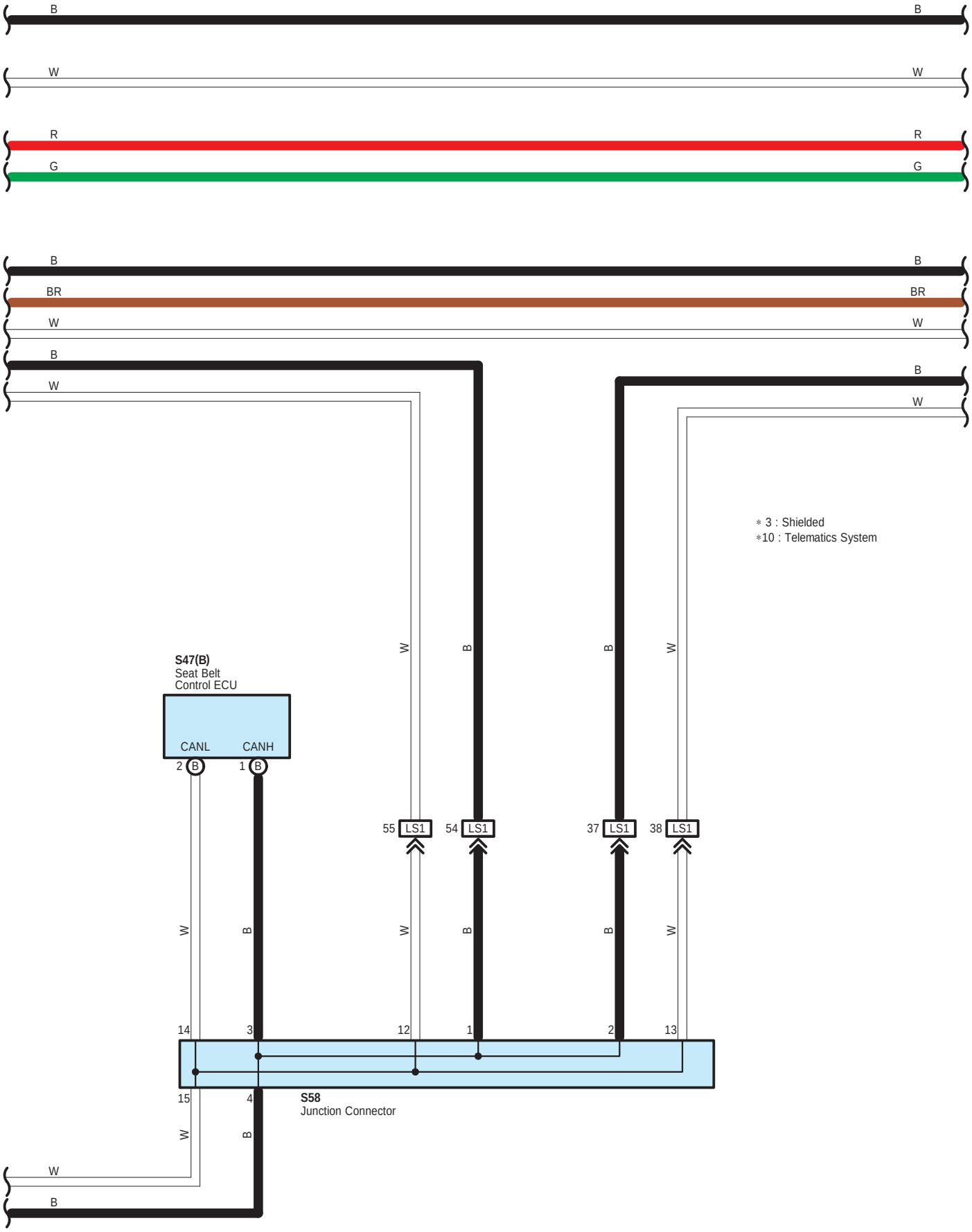
B
B
W
W
R
R
G
G
B
B
BR
BR
W
W
B
W
B
W
∗ 3 : Shielded
∗10 : Telematics System
S47(B)
Seat Belt
Control ECU
CANL
CANH
2 B
1 B
55 LS1
54 LS1
37 LS1
38 LS1
W
B
B
W
W
B
B
W
14
3
12
1
2
13
15
4
S58
Junction Connector
W
B
W
B

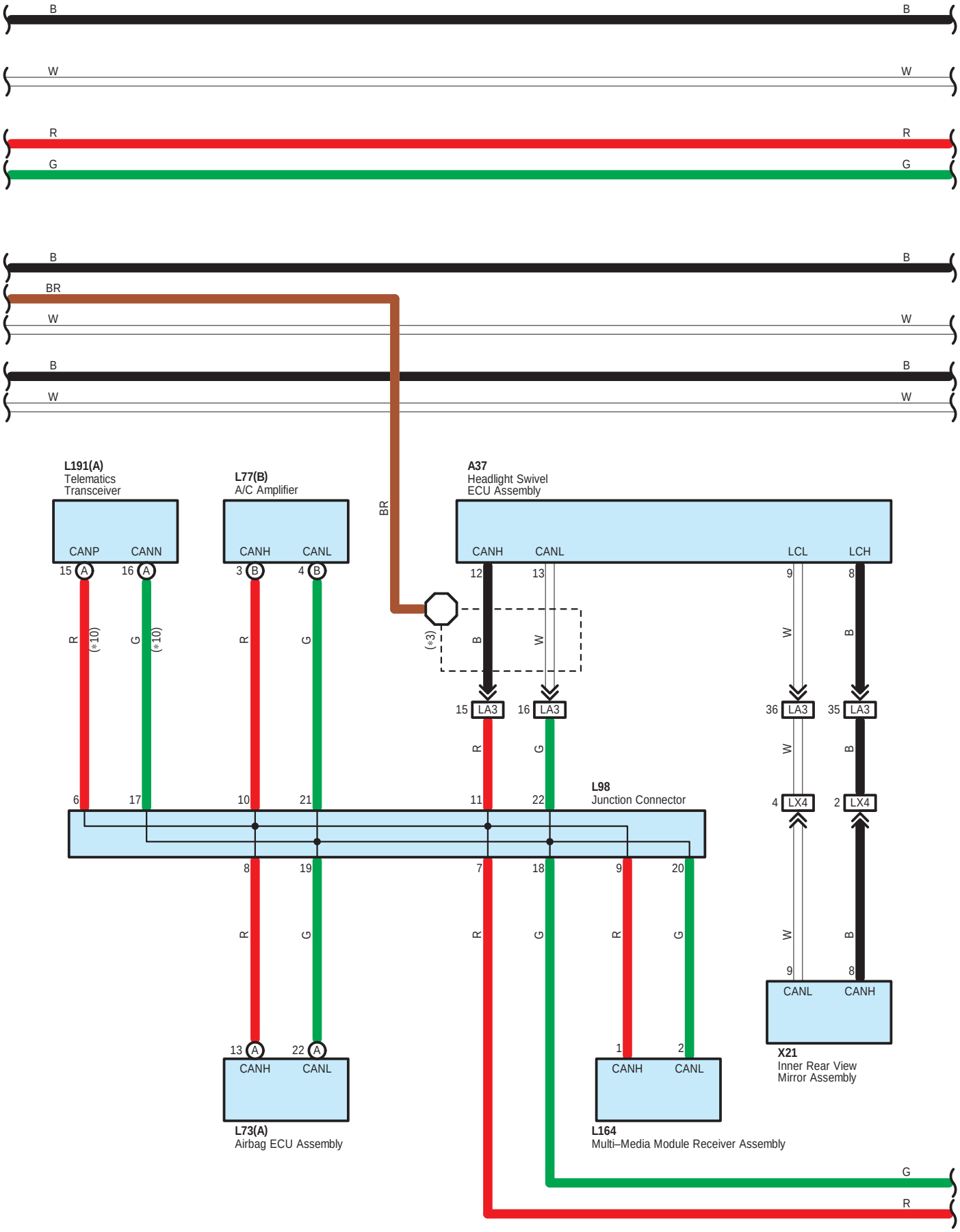
B
W
R
G
BR
L191(A)
Telematics
Transceiver
CANP
CANN
L77(B)
A/C Amplifier
CANH
CANL
A37
Headlight Swivel
ECU Assembly
LCL
LCH
(*3)
(*10)
LA3
LX4
L98
Junction Connector
L73(A)
Airbag ECU Assembly
L164
Multi–Media Module Receiver Assembly
X21
Inner Rear View
Mirror Assembly

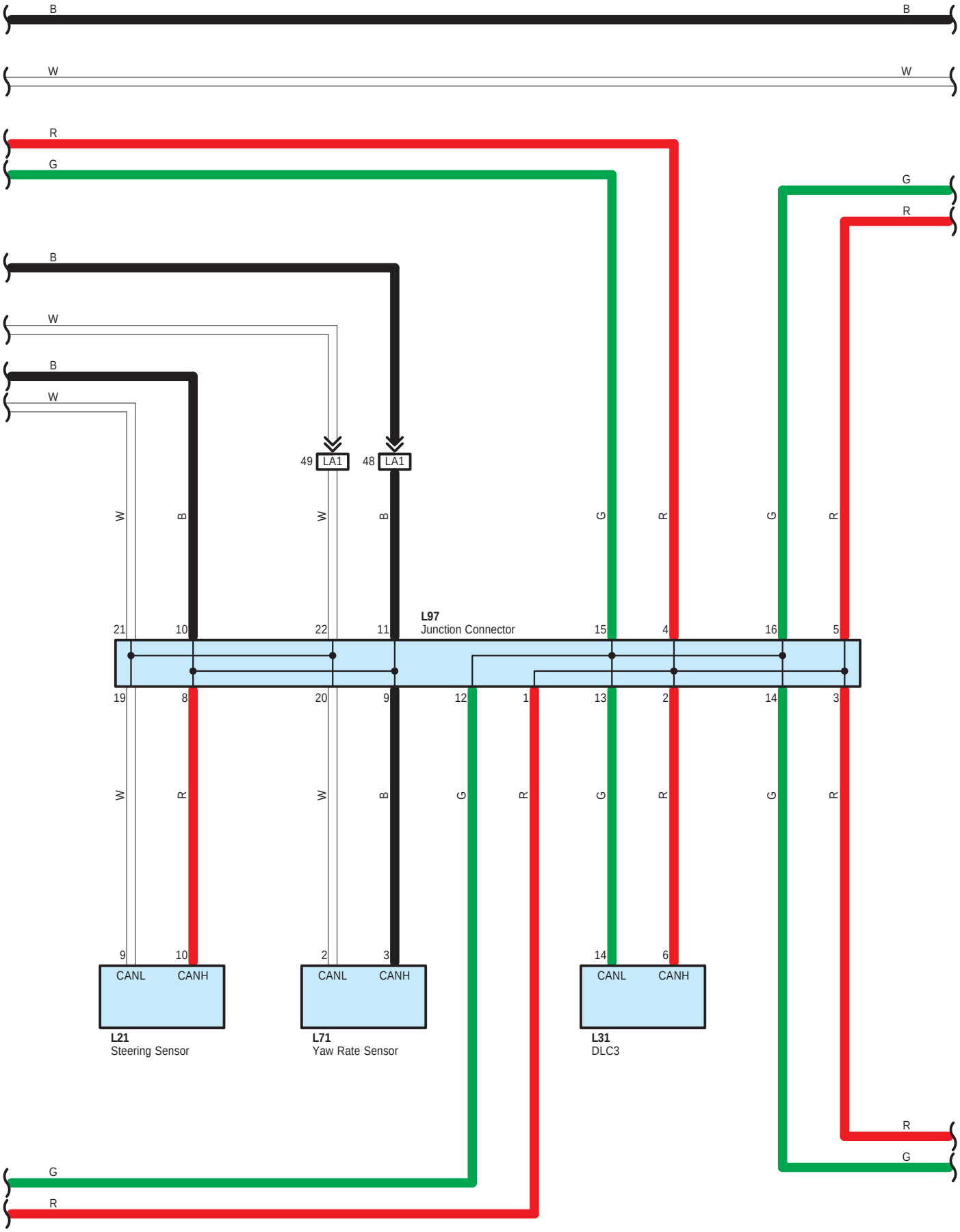
B
B
W
W
R
G
G
R
B
W
B
W
49 LA1
48 LA1
W
B
W
B
G
R
G
R
L97
Junction Connector
21
10
22
11
15
4
16
5
19
8
20
9
12
1
13
2
14
3
W
R
W
B
G
R
G
R
G
R
9
10
2
3
14
6
CANL
CANH
CANL
CANH
CANL
CANH
L21
Steering Sensor
L71
Yaw Rate Sensor
L31
DLC3
R
G
G
R

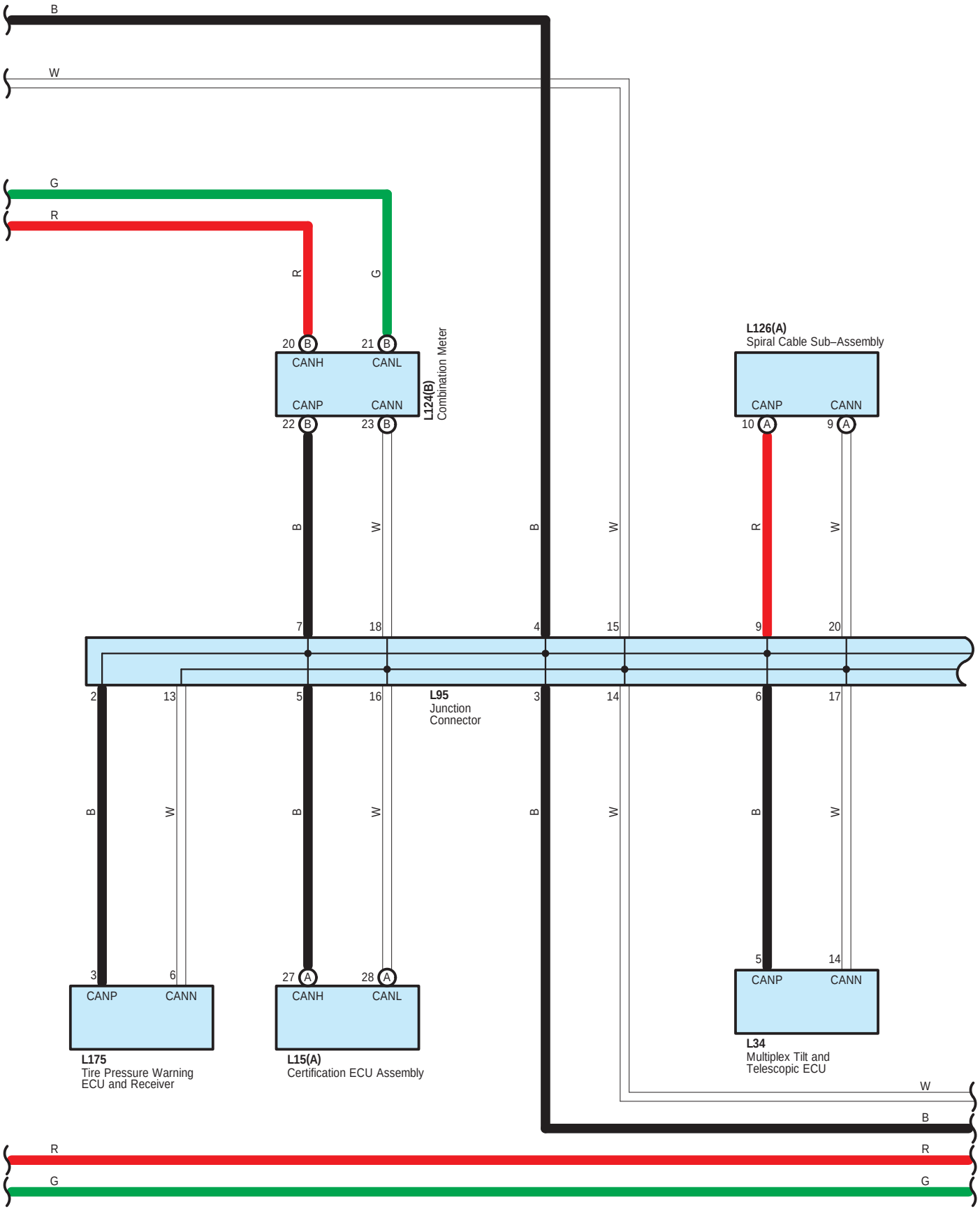
B
W
G
R
R
G
20 B
21 B
CANH
CANL
CANP
CANN
22 B
23 B
L124(B)
Combination Meter
L126(A)
Spiral Cable Sub–Assembly
CANP
CANN
10 A
9 A
B
W
B
W
R
W
7
18
4
15
9
20
2
13
5
16
L95
Junction
Connector
3
14
6
17
B
W
B
W
B
W
B
W
3
6
CANP
CANN
L175
Tire Pressure Warning
ECU and Receiver
27 A
28 A
CANH
CANL
L15(A)
Certification ECU Assembly
5
14
CANP
CANN
L34
Multiplex Tilt and
Telescopic ECU
W
B
R
R
G
G

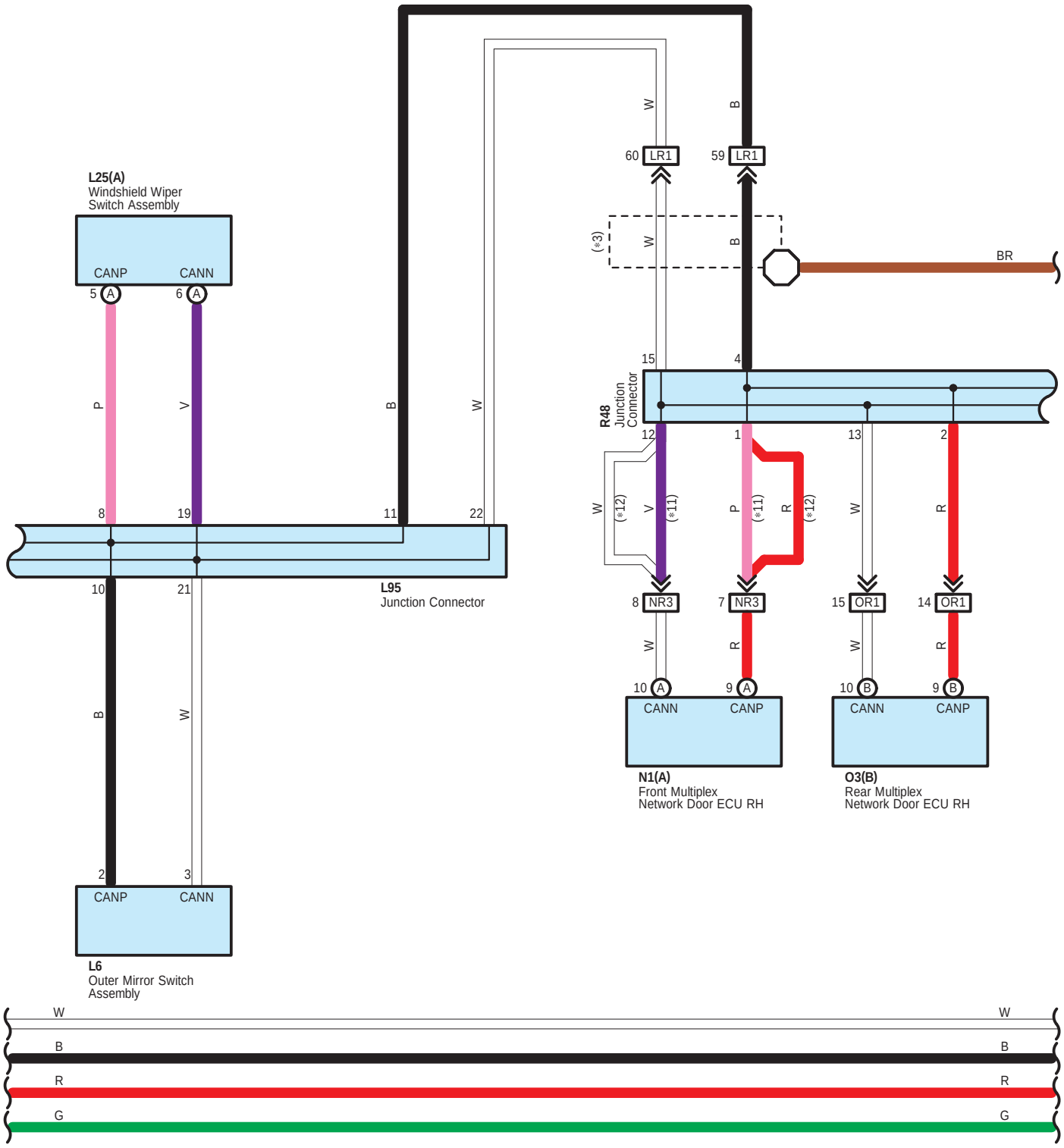
L25(A)
Windshield Wiper
Switch Assembly
CANP
CANN
5 A
6 A
P
V
B
W
8
19
11
22
10
21
L95
Junction Connector
B
W
2
3
CANP
CANN
L6
Outer Mirror Switch
Assembly
W
B
60 LR1
59 LR1
(*3)
W
B
BR
15
4
R48
Junction
Connector
12
1
13
2
W
(*12)
V
(*11)
P
(*11)
R
(*12)
W
R
8 NR3
7 NR3
15 OR1
14 OR1
W
R
W
R
10 A
9 A
10 B
9 B
CANN
CANP
CANN
CANP
N1(A)
Front Multiplex
Network Door ECU RH
O3(B)
Rear Multiplex
Network Door ECU RH
W
B
R
G
W
B
R
G

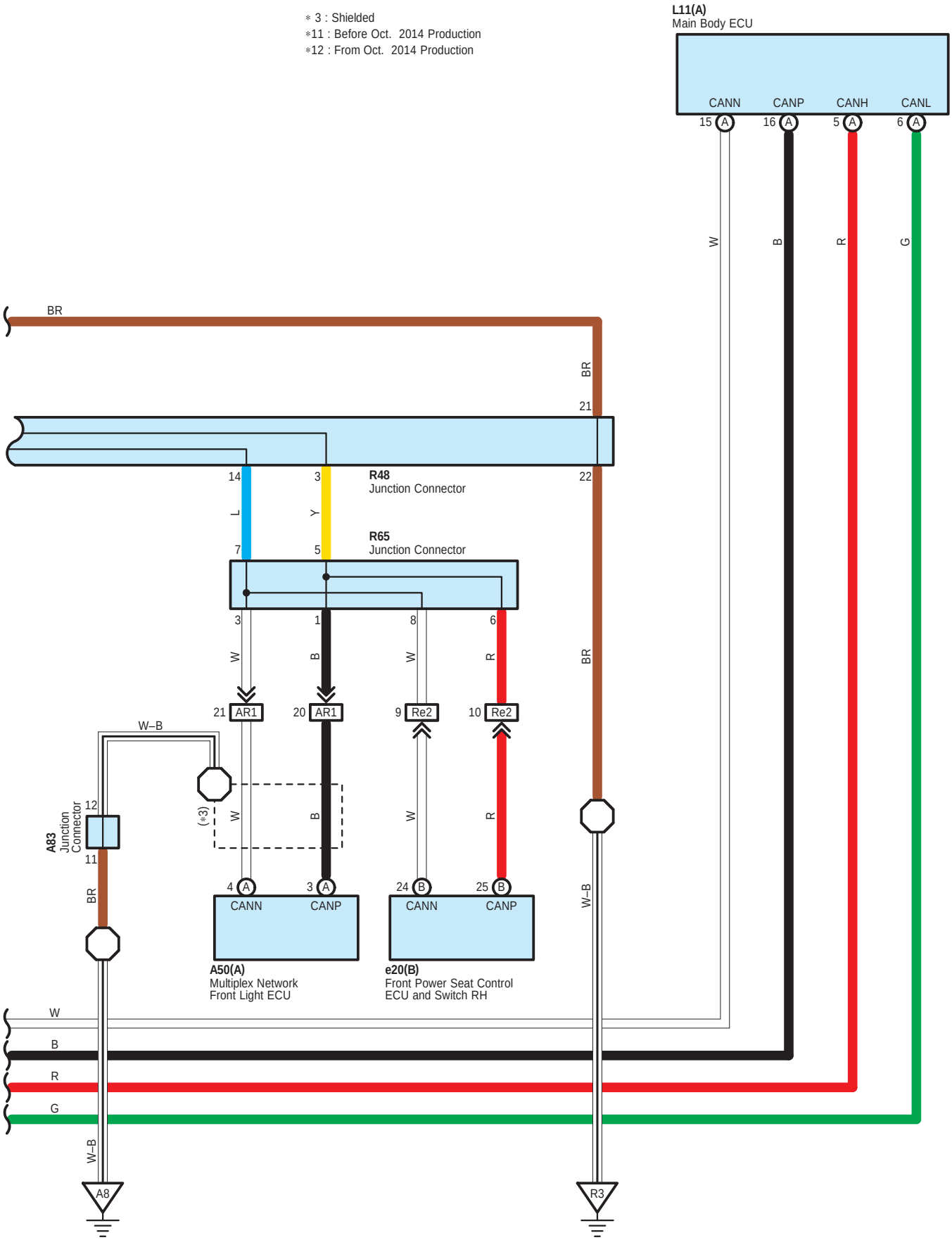
∗ 3 : Shielded
∗11 : Before Oct. 2014 Production
∗12 : From Oct. 2014 Production
L11(A)
Main Body ECU
CANN
CANP
CANH
CANL
15 A
16 A
5 A
6 A
W
B
R
G
BR
BR
21
14
3
22
R48
Junction Connector
L
Y
7
5
R65
Junction Connector
3
1
8
6
W
B
W
R
BR
21 AR1
20 AR1
9 Re2
10 Re2
W–B
(∗3)
W
B
W
R
A83
Junction
Connector
12
11
BR
4 A
3 A
24 B
25 B
CANN
CANP
CANN
CANP
W–B
A50(A)
Multiplex Network
Front Light ECU
e20(B)
Front Power Seat Control
ECU and Switch RH
W
B
R
G
W–B
A8
R3

A 13
White

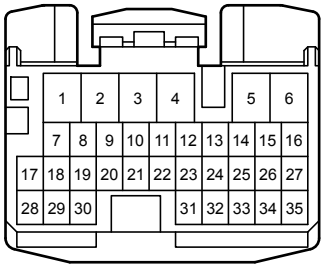

A 19
Black

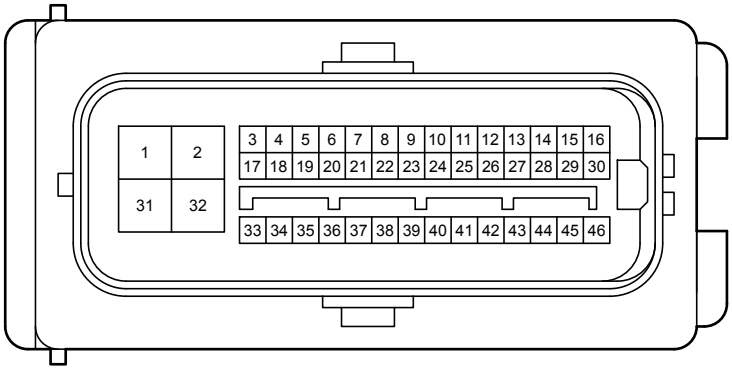

A 21
Gray

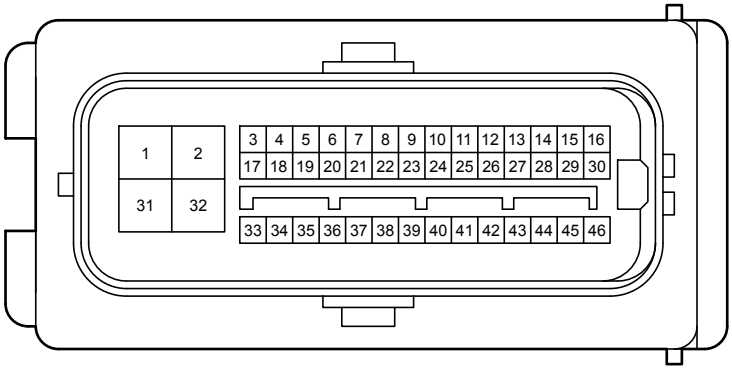

A 33
White

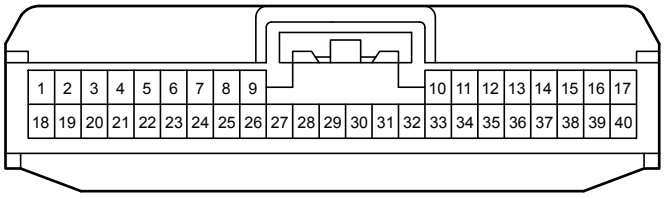

A 37
White

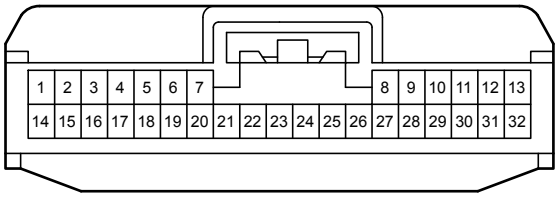

A 41
White

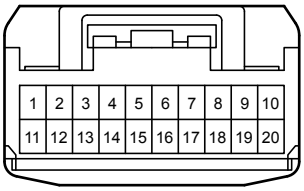

A 42
White

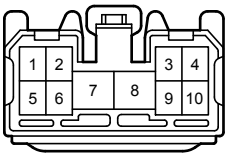

A 44
Black

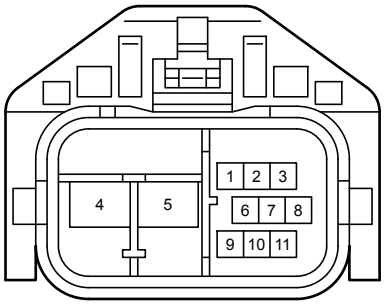

A 50
White

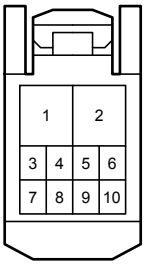

A 61
Black

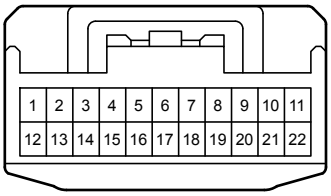

A 62
Blue

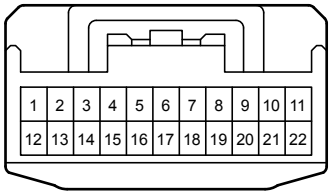

A 64
Black

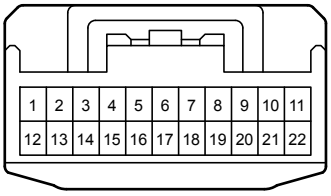

A 65
White

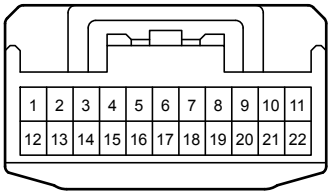

A 66
Black

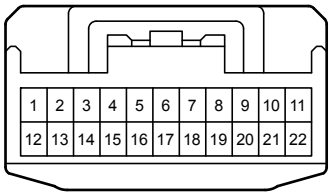

A 67
Black

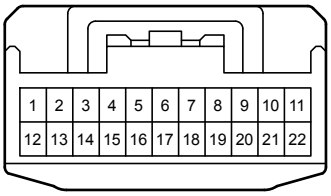

A 70
Gray

A 75
Black

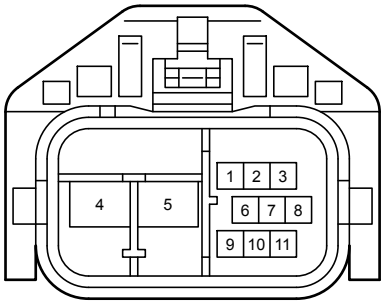

A 76
Gray

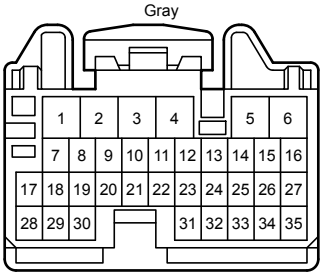

A 77
Gray

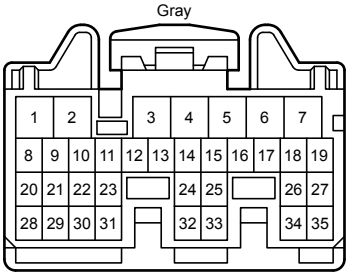

A 83
Black

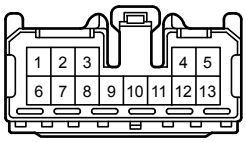

A 89
White

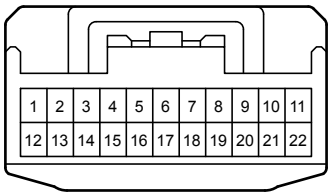

B 9
Black



L 6
White



L 11
White

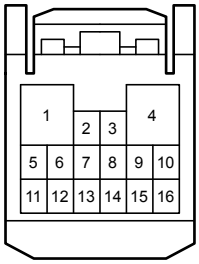

L 15
White

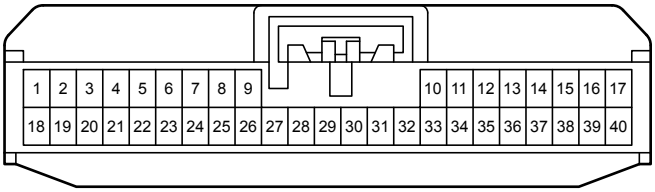

L 21
White

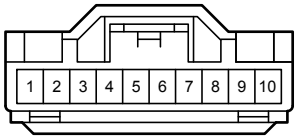

L 25
White

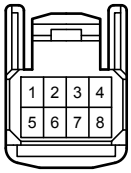

L 31
White

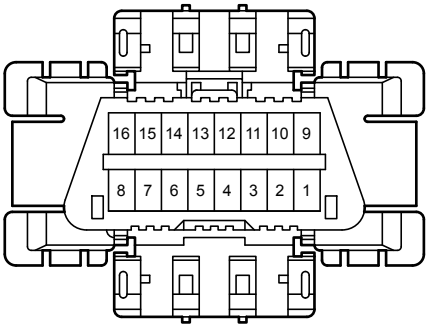

L 34
White

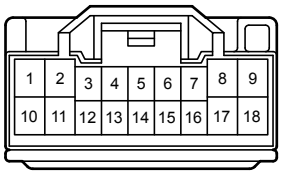

L 71
Black



L 73
Yellow

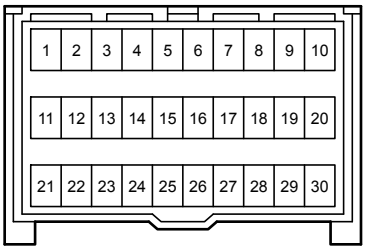

L 77
White

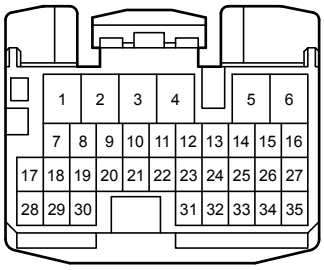

L 88
Black

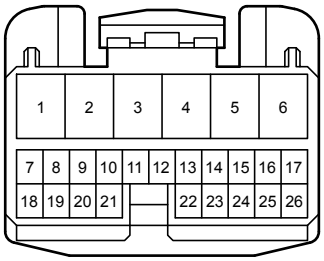

L 95
Gray

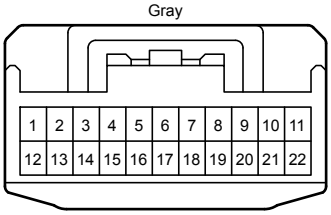

L 97
Black

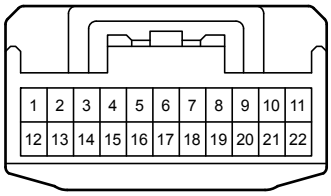

L 98
Gray

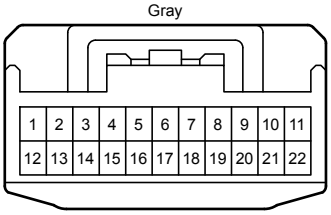

L 99
Black

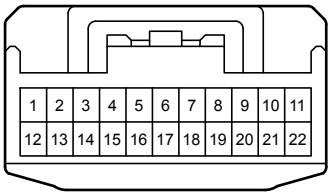

L102
White

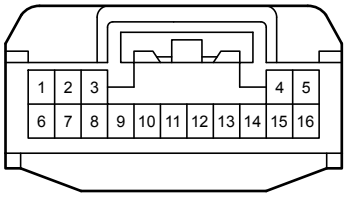

L120
Black

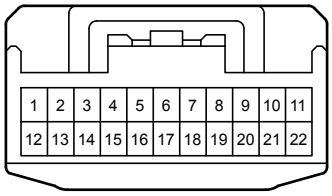

L124
Black

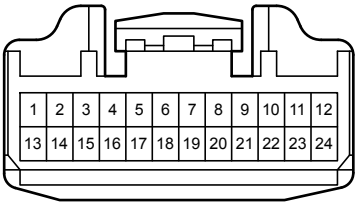

L126
Black

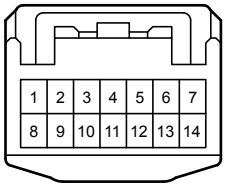

L158
White

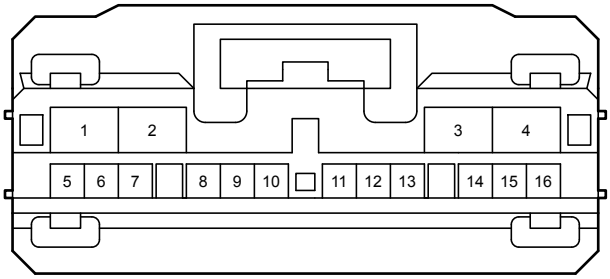

L159
White

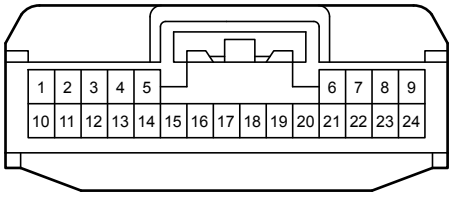

L164
White

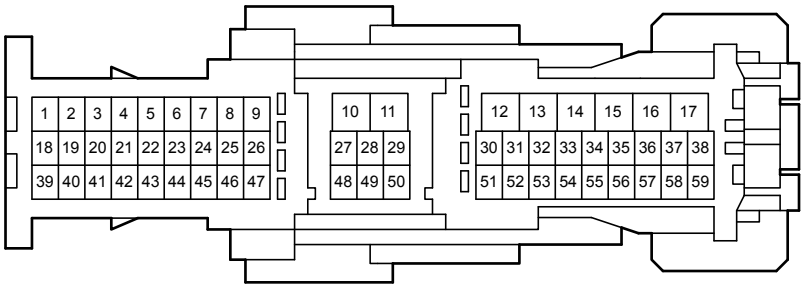

L175
White

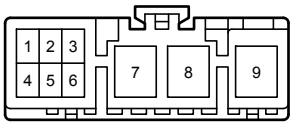

L181
Gray

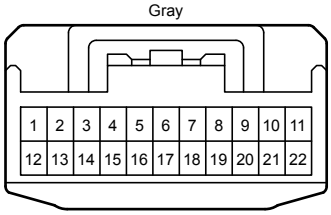

L185
Black

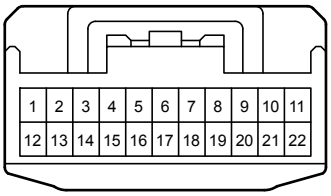

L191
White

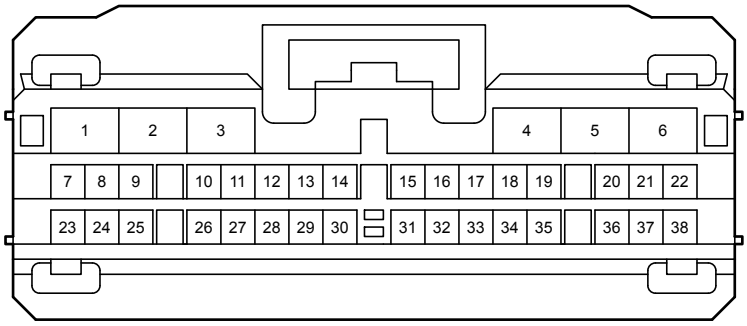

N 1
White

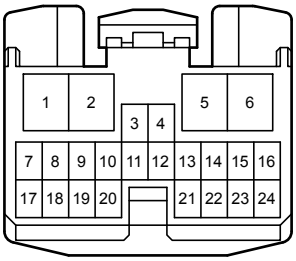

N 10
White

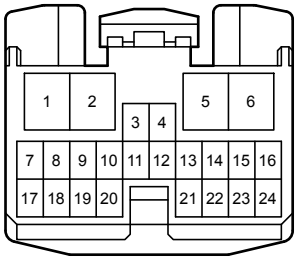

O 3
White

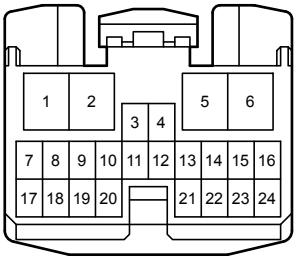

O 14
White

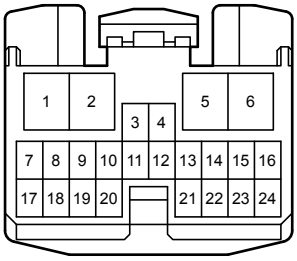

R 1
Black

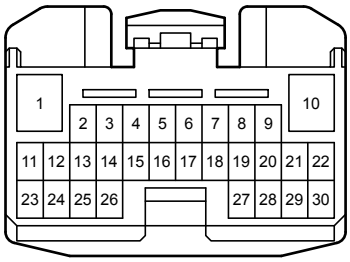

R 43
White

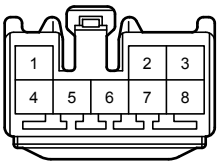

R 48
Black

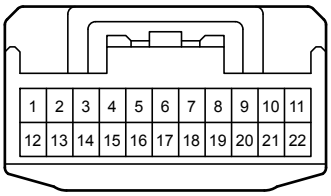

R 51
Black



R 65
Dark Gray

R109
White

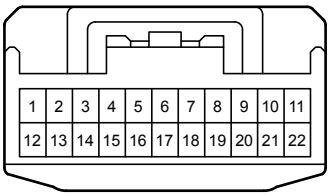

R110
White

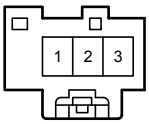

S 15
White



S 43
White

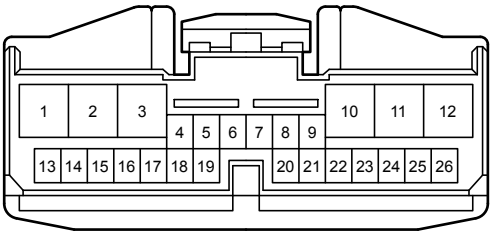

S 47
White

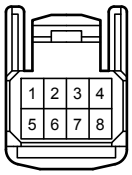

S 48
White



S 54
White

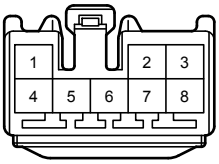

S 58
White

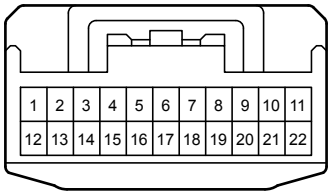

S 59
Black

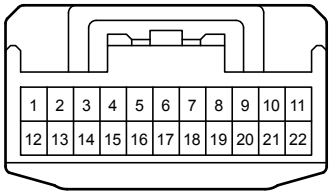

S 60
Black

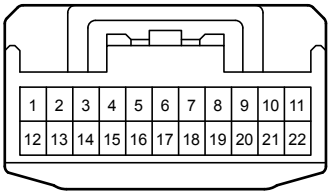

S 62
White

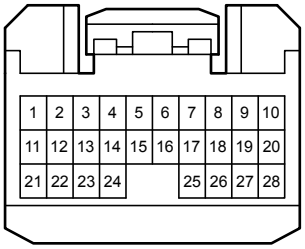

S 74
Black

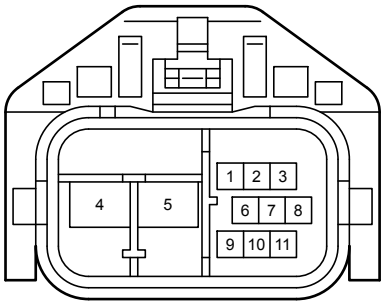

X 21
White

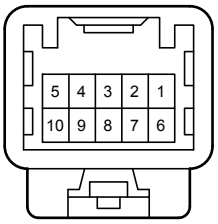

e 20
White

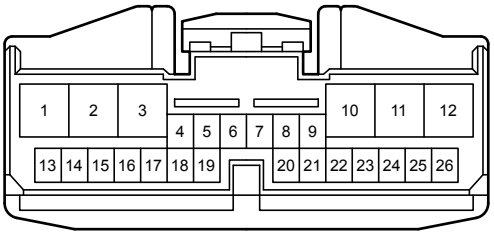

e 46
White

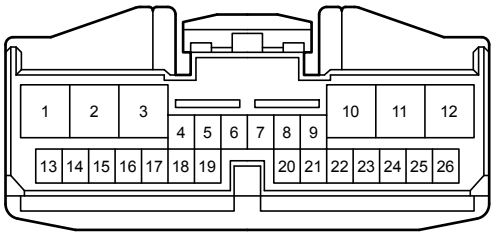

e 60
White

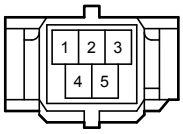

e 73
White

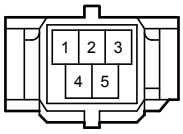

e111
White

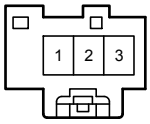

m 1
Black

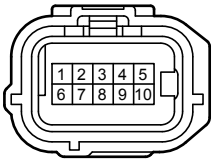

m 2
Black

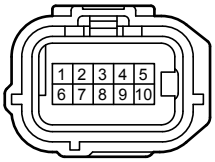

p 1
White

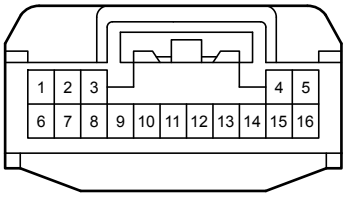

p 2
White

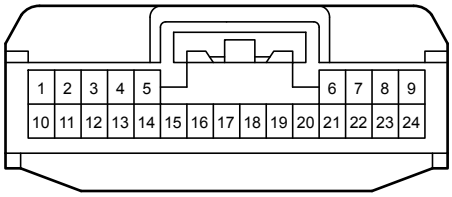

z 54
White

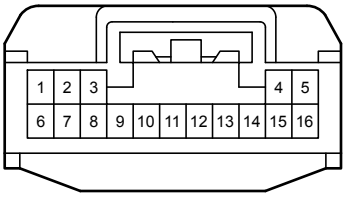

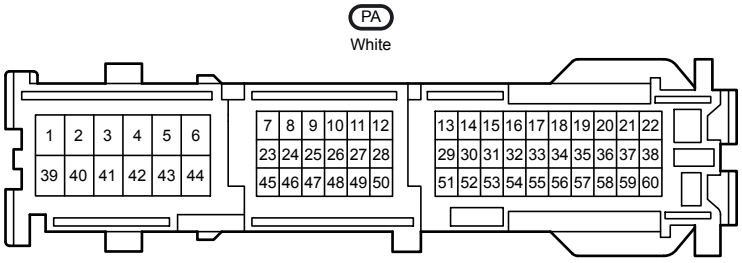
PA
White
1 2 3 4 5 6
39 40 41 42 43 44
7 8 9 10 11 12
23 24 25 26 27 28
45 46 47 48 49 50
13 14 15 16 17 18 19 20 21 22
29 30 31 32 33 34 35 36 37 38
51 52 53 54 55 56 57 58 59 60

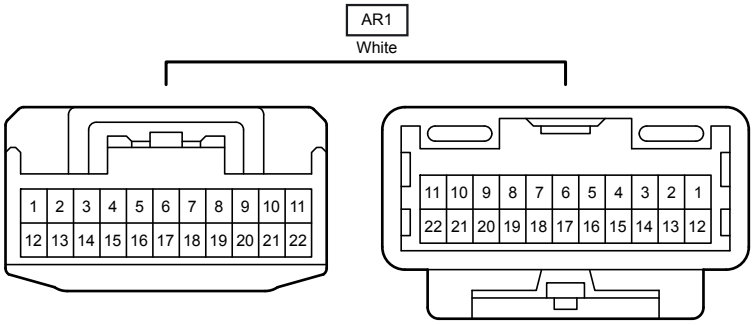
AR1
White
1 2 3 4 5 6 7 8 9 10 11
12 13 14 15 16 17 18 19 20 21 22
11 10 9 8 7 6 5 4 3 2 1
22 21 20 19 18 17 16 15 14 13 12

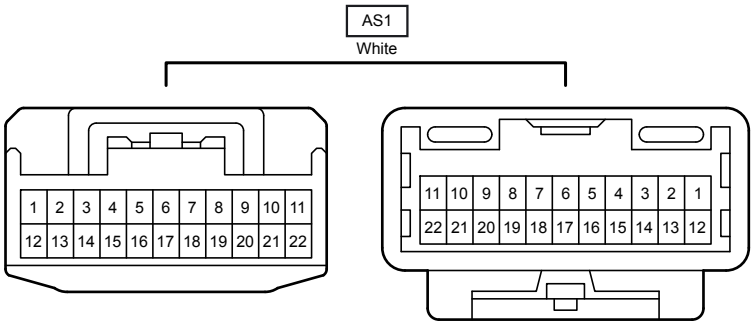
AS1
White
1 2 3 4 5 6 7 8 9 10 11
12 13 14 15 16 17 18 19 20 21 22
11 10 9 8 7 6 5 4 3 2 1
22 21 20 19 18 17 16 15 14 13 12

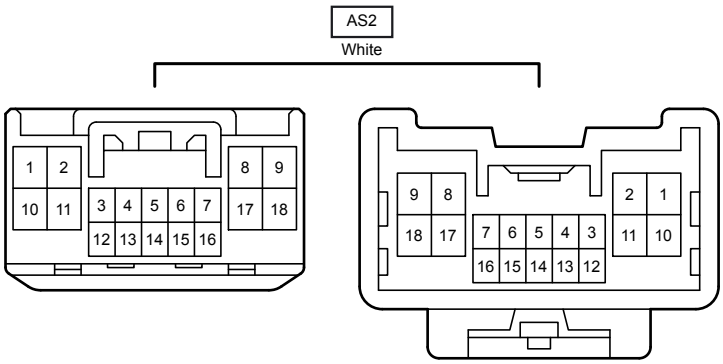
AS2
White
1 2
10 11
3 4 5 6 7
12 13 14 15 16
8 9
17 18
9 8
18 17
7 6 5 4 3
16 15 14 13 12
2 1
11 10

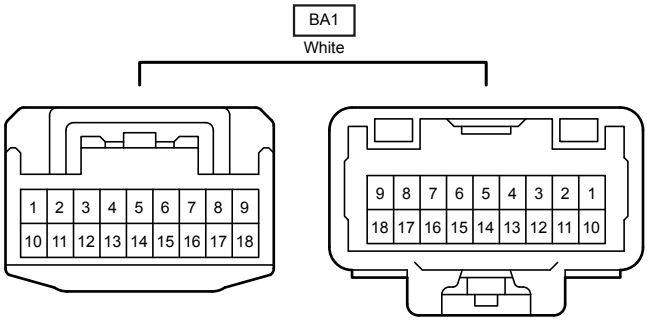
BA1
White
1 2 3 4 5 6 7 8 9
10 11 12 13 14 15 16 17 18
9 8 7 6 5 4 3 2 1
18 17 16 15 14 13 12 11 10

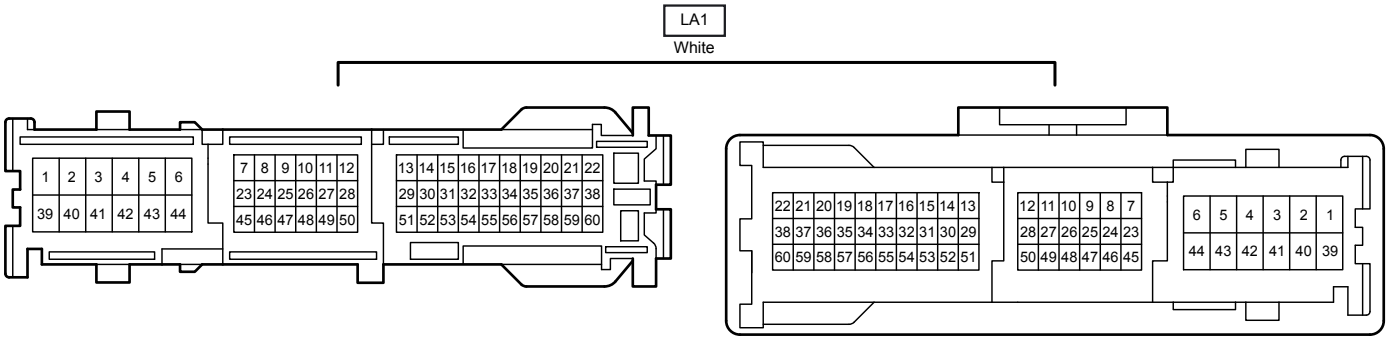
LA1
White

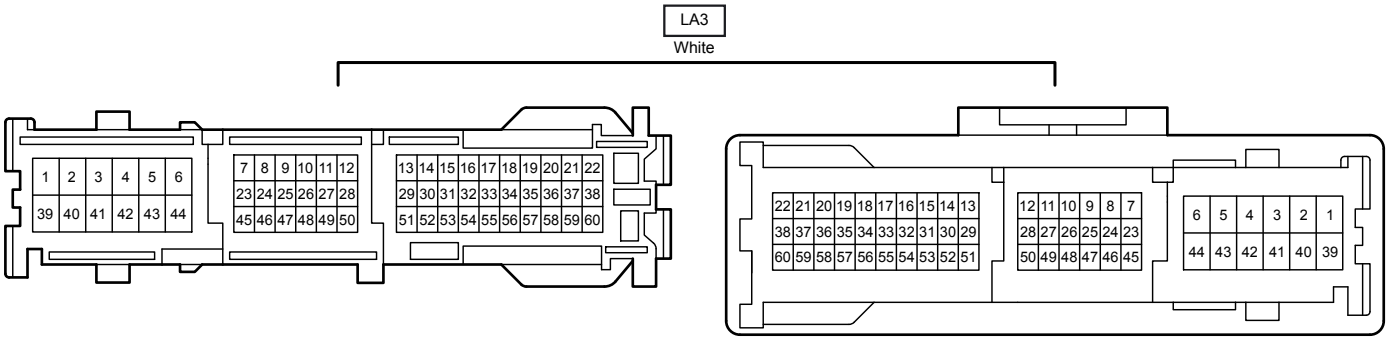
LA3
White

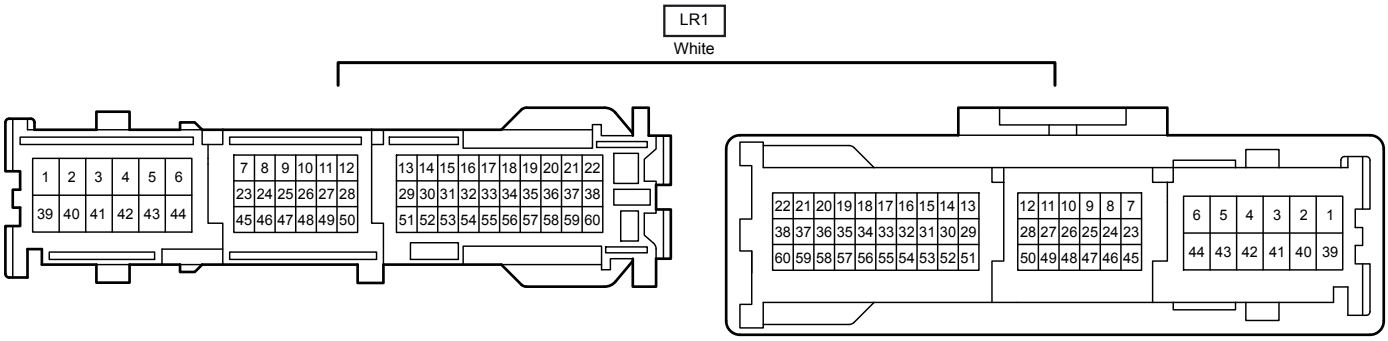
LR1
White

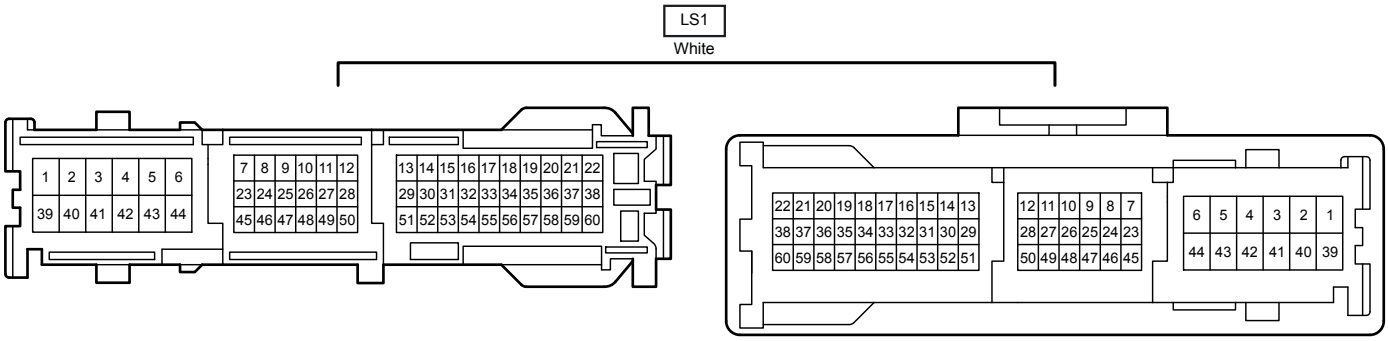
LS1
White

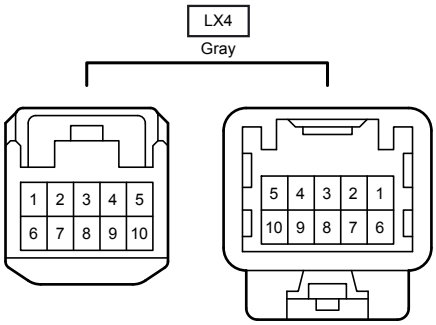
LX4
Gray

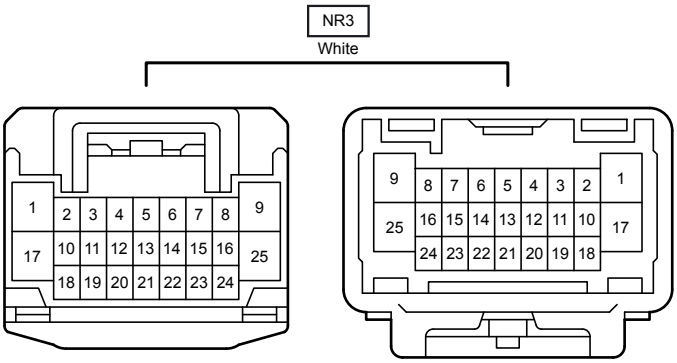
NR3
White

NS3
White

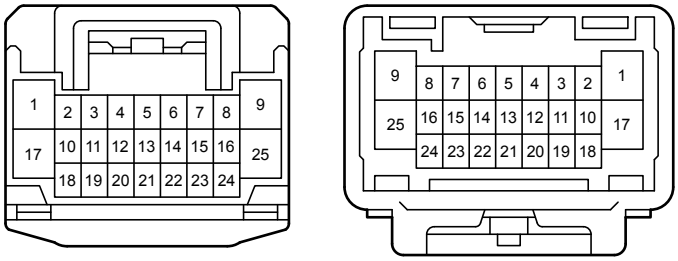

OR1
White

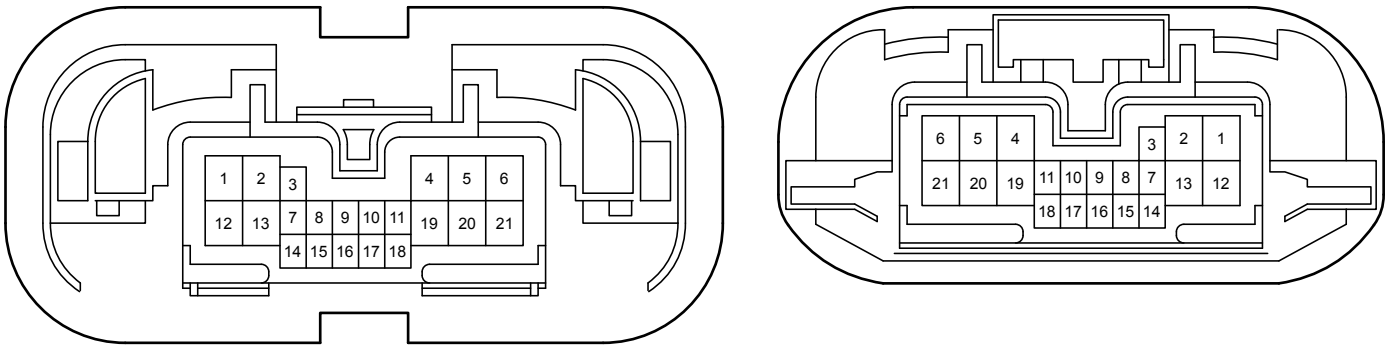

OS1
White

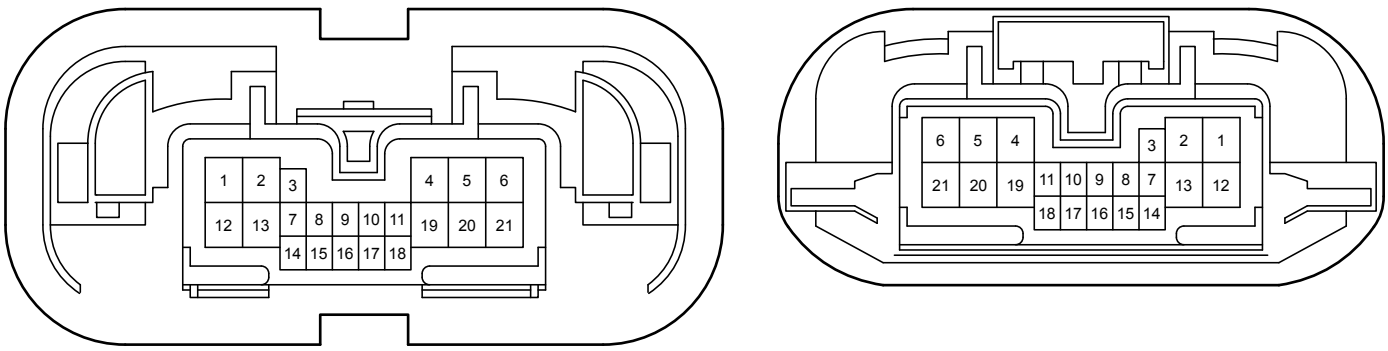

Re1
White

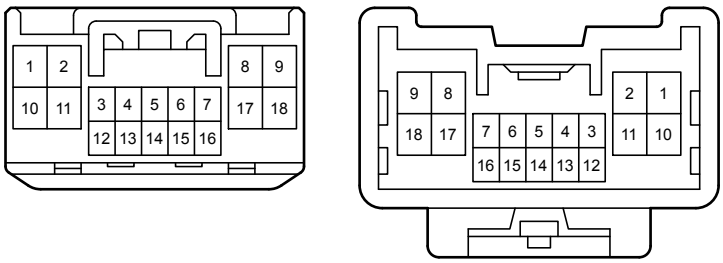

Re2
White

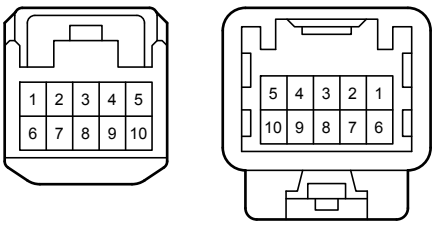

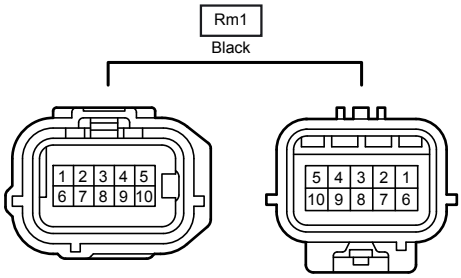
Rm1
Black
1 2 3 4 5
6 7 8 9 10
5 4 3 2 1
10 9 8 7 6

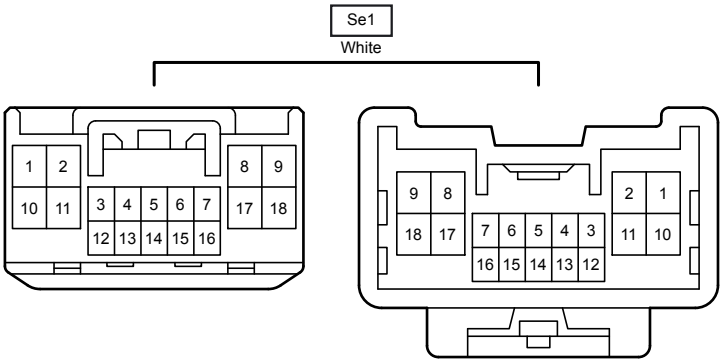
Se1
White
1 2
10 11
3 4 5 6 7
12 13 14 15 16
8 9
17 18
9 8
18 17
7 6 5 4 3
16 15 14 13 12
2 1
11 10

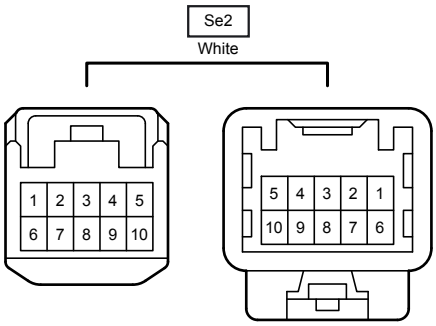
Se2
White
1 2 3 4 5
6 7 8 9 10
5 4 3 2 1
10 9 8 7 6

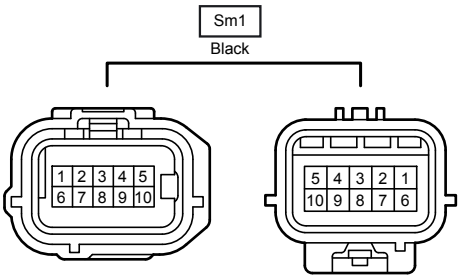
Sm1
Black
1 2 3 4 5
6 7 8 9 10
5 4 3 2 1
10 9 8 7 6

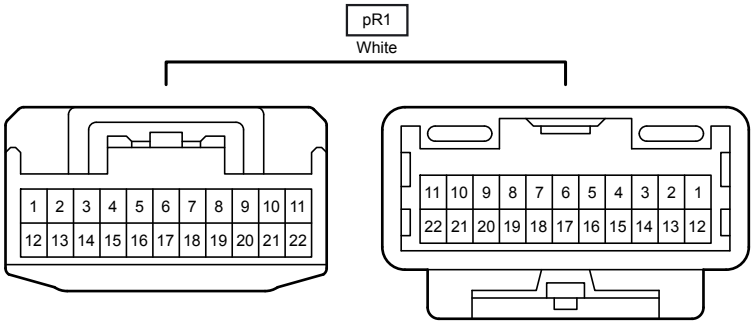
pR1
White
1 2 3 4 5 6 7 8 9 10 11
12 13 14 15 16 17 18 19 20 21 22
11 10 9 8 7 6 5 4 3 2 1
22 21 20 19 18 17 16 15 14 13 12

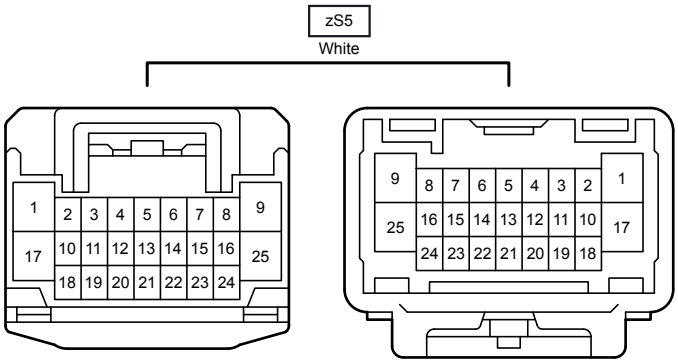
zS5
White
1
2 3 4 5 6 7 8
9
17
10 11 12 13 14 15 16
25
18 19 20 21 22 23 24
9
8 7 6 5 4 3 2
1
25
16 15 14 13 12 11 10
17
24 23 22 21 20 19 18

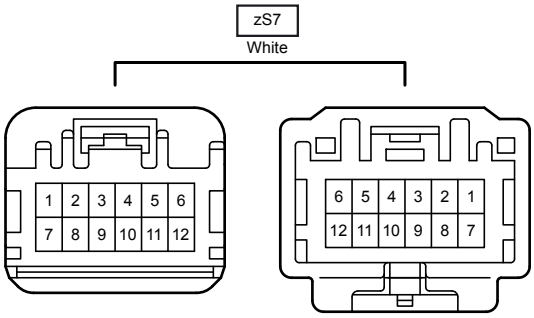
zS7
White
1 2 3 4 5 6
7 8 9 10 11 12
6 5 4 3 2 1
12 11 10 9 8 7