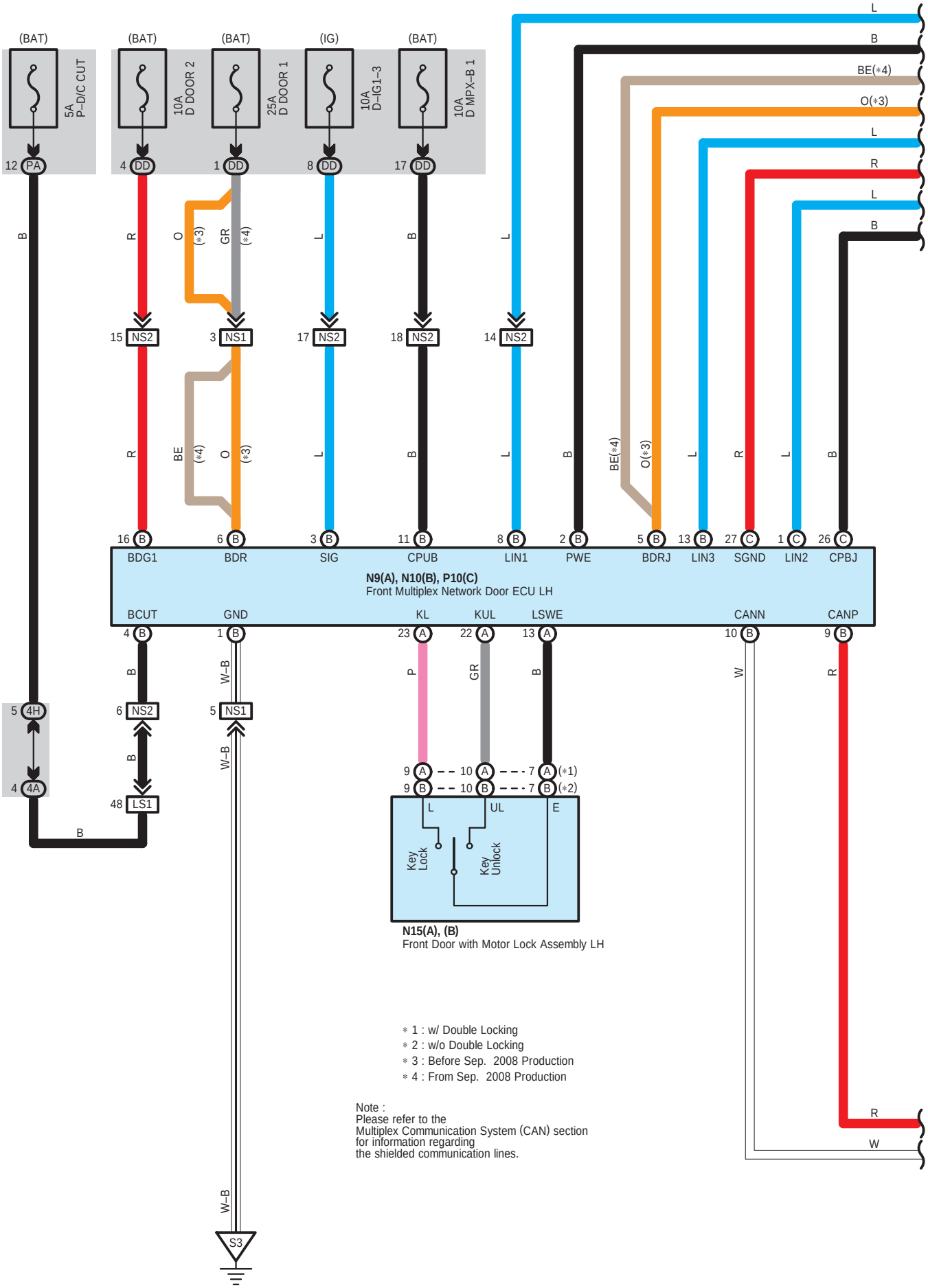

* 1 : w/ Double Locking
* 2 : w/o Double Locking
* 3 : Before Sep. 2008 Production
* 4 : From Sep. 2008 Production

Note :
Please refer to the
Multiplex Communication System (CAN) section
for information regarding
the shielded communication lines.

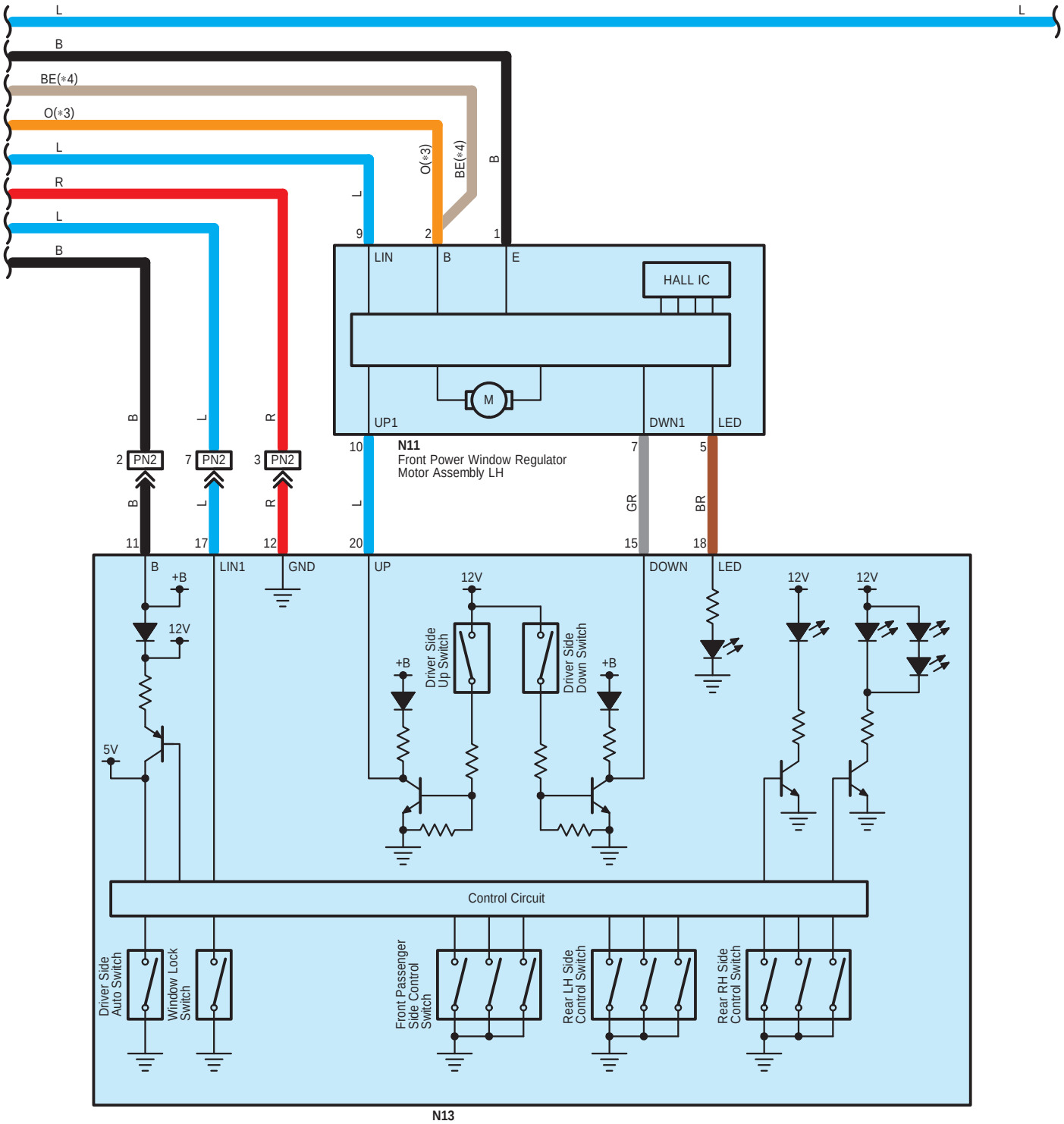
L
L
B
BE(*4)
O(*3)
L
R
L
B
O(*3)
BE(*4)
B
L
9
2
1
LIN
B
E
HALL IC
M
UP1
DWN1
LED
B
L
R
2 PN2
7 PN2
3 PN2
10
N11
Front Power Window Regulator
Motor Assembly LH
7
5
B
L
R
L
GR
BR
11
17
12
20
15
18
B
LIN1
GND
UP
DOWN
LED
+B
12V
5V
12V
Driver Side
Up Switch
+B
Driver Side
Down Switch
+B
12V
12V
Control Circuit
Driver Side
Auto Switch
Window Lock
Switch
Front Passenger
Side Control
Switch
Rear LH Side
Control Switch
Rear RH Side
Control Switch
N13
Multiplex Network Master Switch Assembly
R
R
W
W

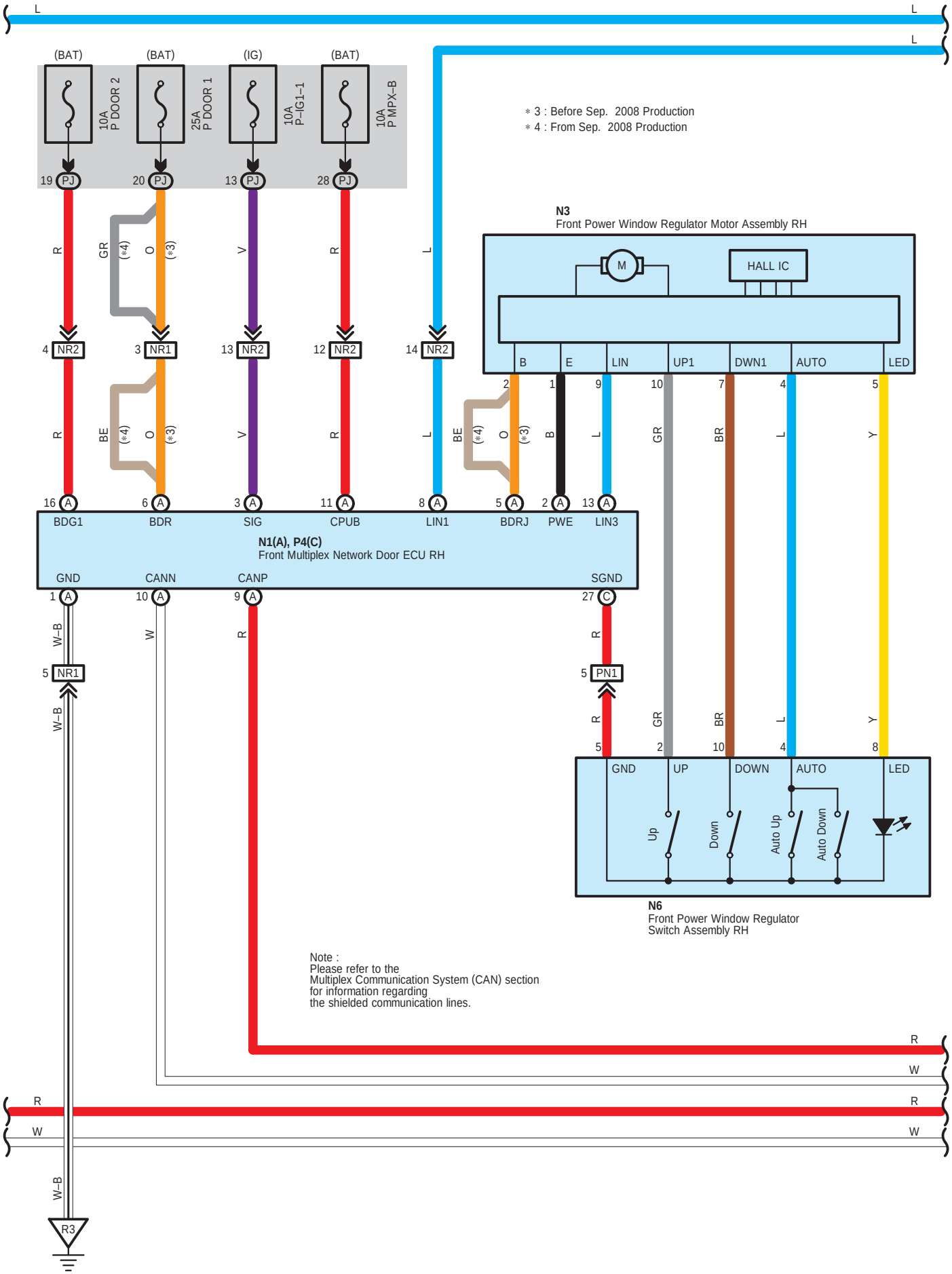
(BAT)
(BAT)
(IG)
(BAT)
10A P DOOR 2
25A P DOOR 1
10A P-IG1-1
10A P MPX-B
19 PJ
20 PJ
13 PJ
28 PJ
∗ 3 : Before Sep. 2008 Production
∗ 4 : From Sep. 2008 Production
N3
Front Power Window Regulator Motor Assembly RH
M
HALL IC
B
E
LIN
UP1
DWN1
AUTO
LED
4 NR2
3 NR1
13 NR2
12 NR2
14 NR2
16 A BDG1
6 A BDR
3 A SIG
11 A CPUB
8 A LIN1
5 A BDRJ
2 A PWE
13 A LIN3
N1(A), P4(C)
Front Multiplex Network Door ECU RH
GND
CANN
CANP
SGND
1 A
10 A
9 A
27 C
5 NR1
5 PN1
GND
UP
DOWN
AUTO
LED
Up
Down
Auto Up
Auto Down
N6
Front Power Window Regulator
Switch Assembly RH
Note :
Please refer to the
Multiplex Communication System (CAN) section
for information regarding
the shielded communication lines.
R3

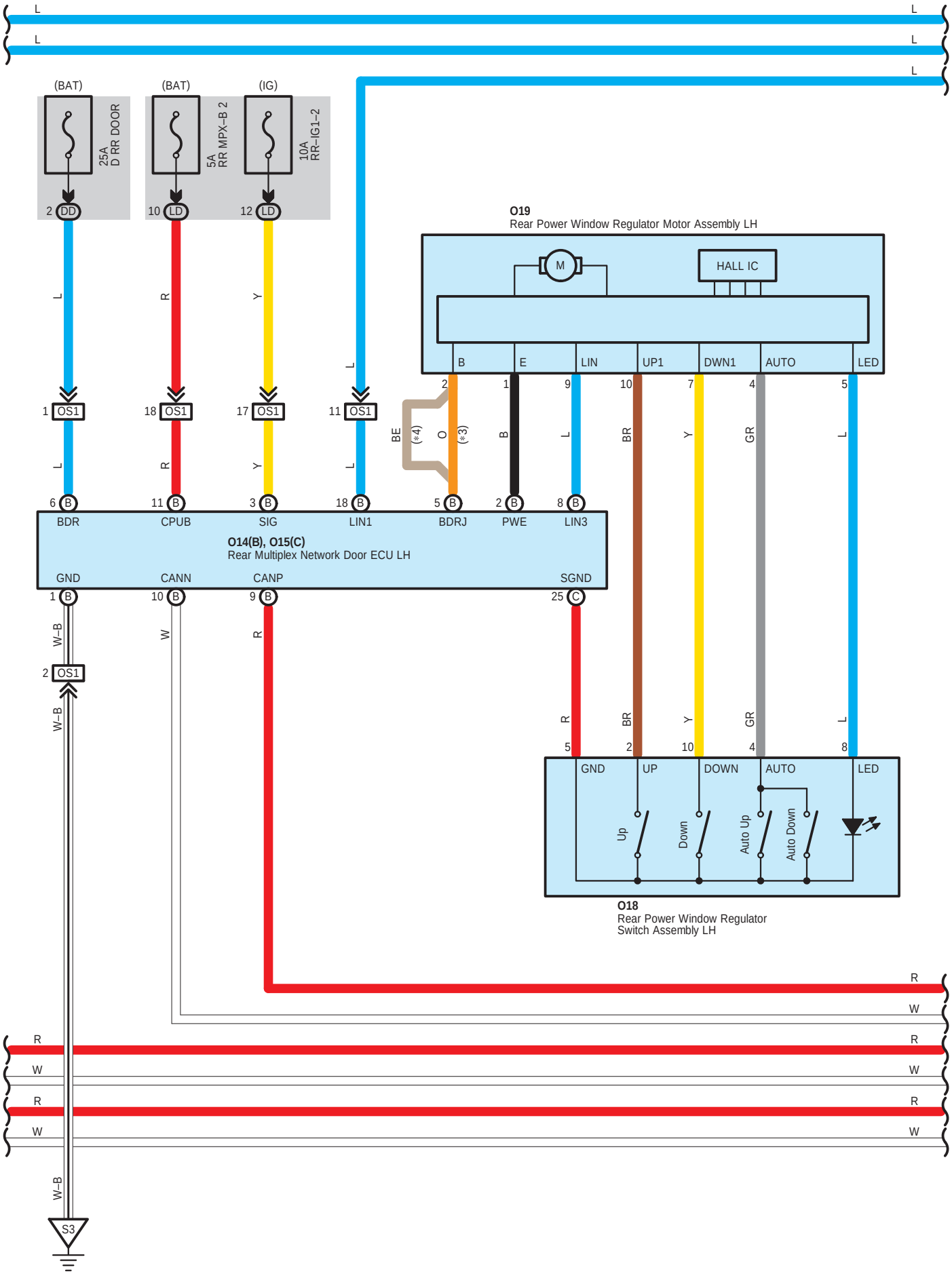
(BAT)
(BAT)
(IG)
25A
D RR DOOR
5A
RR MPX-B 2
10A
RR-IG1-2
2 DD
10 LD
12 LD
O19
Rear Power Window Regulator Motor Assembly LH
M
HALL IC
B
E
LIN
UP1
DWN1
AUTO
LED
1 OS1
18 OS1
17 OS1
11 OS1
BE
(*4)
O
(*3)
6 B
11 B
3 B
18 B
5 B
2 B
8 B
BDR
CPUB
SIG
LIN1
BDRJ
PWE
LIN3
O14(B), O15(C)
Rear Multiplex Network Door ECU LH
GND
CANN
CANP
SGND
1 B
10 B
9 B
25 C
W-B
2 OS1
GND
UP
DOWN
AUTO
LED
Up
Down
Auto Up
Auto Down
O18
Rear Power Window Regulator
Switch Assembly LH
S3

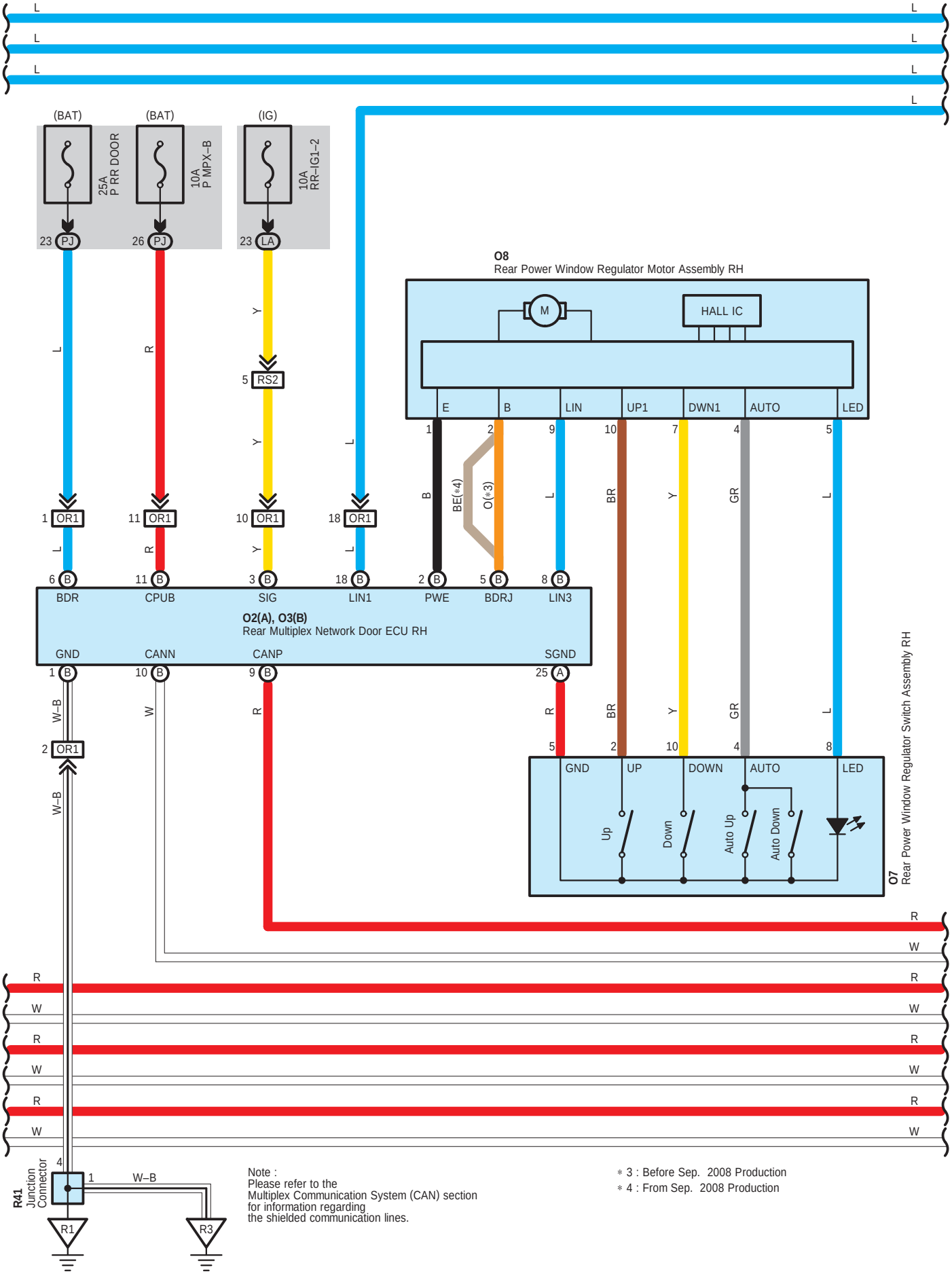

Note :
Please refer to the
Multiplex Communication System (CAN) section
for information regarding
the shielded communication lines.

∗ 3 : Before Sep. 2008 Production
∗ 4 : From Sep. 2008 Production

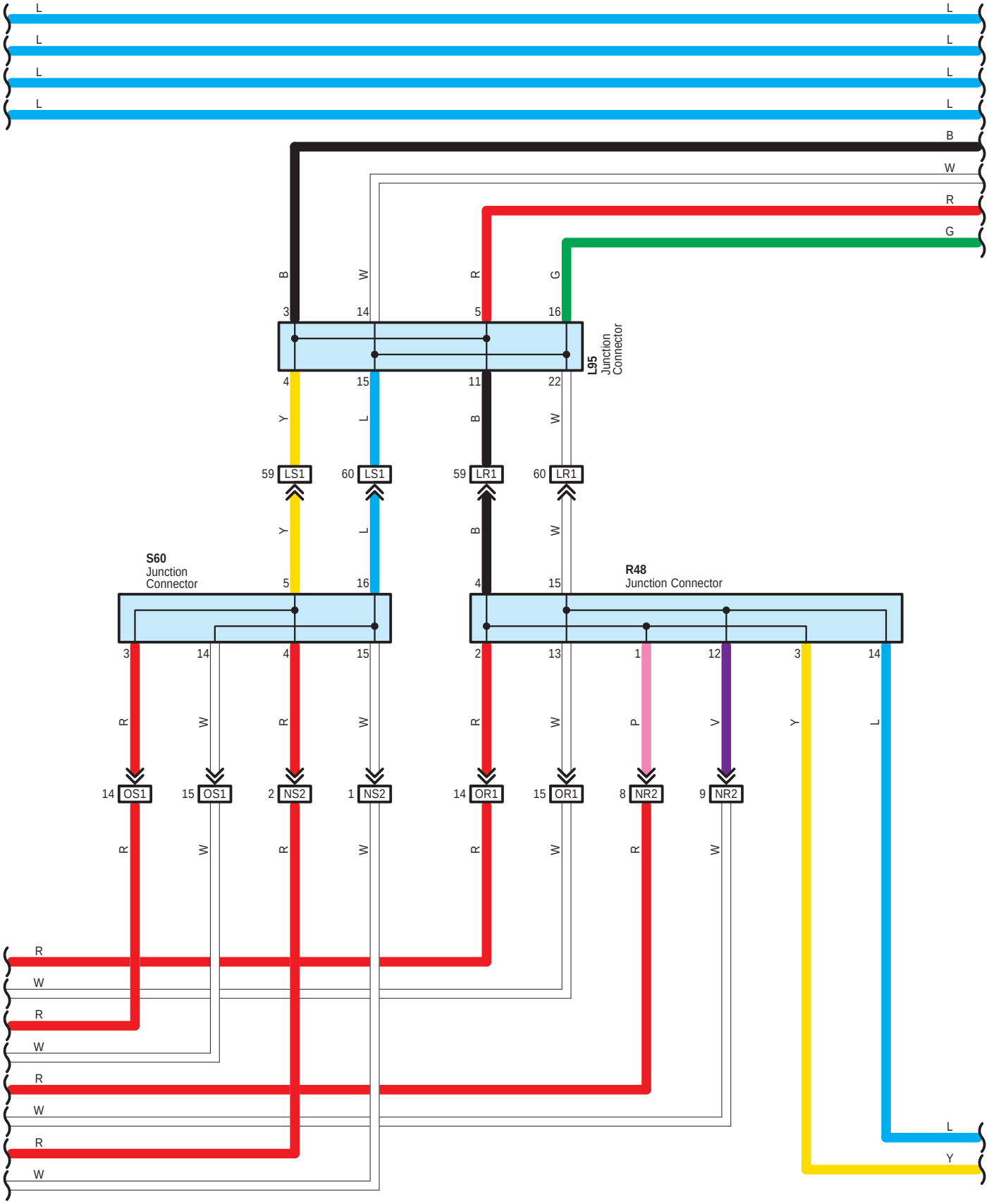
L95
Junction
Connector
S60
Junction
Connector
R48
Junction Connector
LS1
LR1
OS1
NS2
OR1
NR2

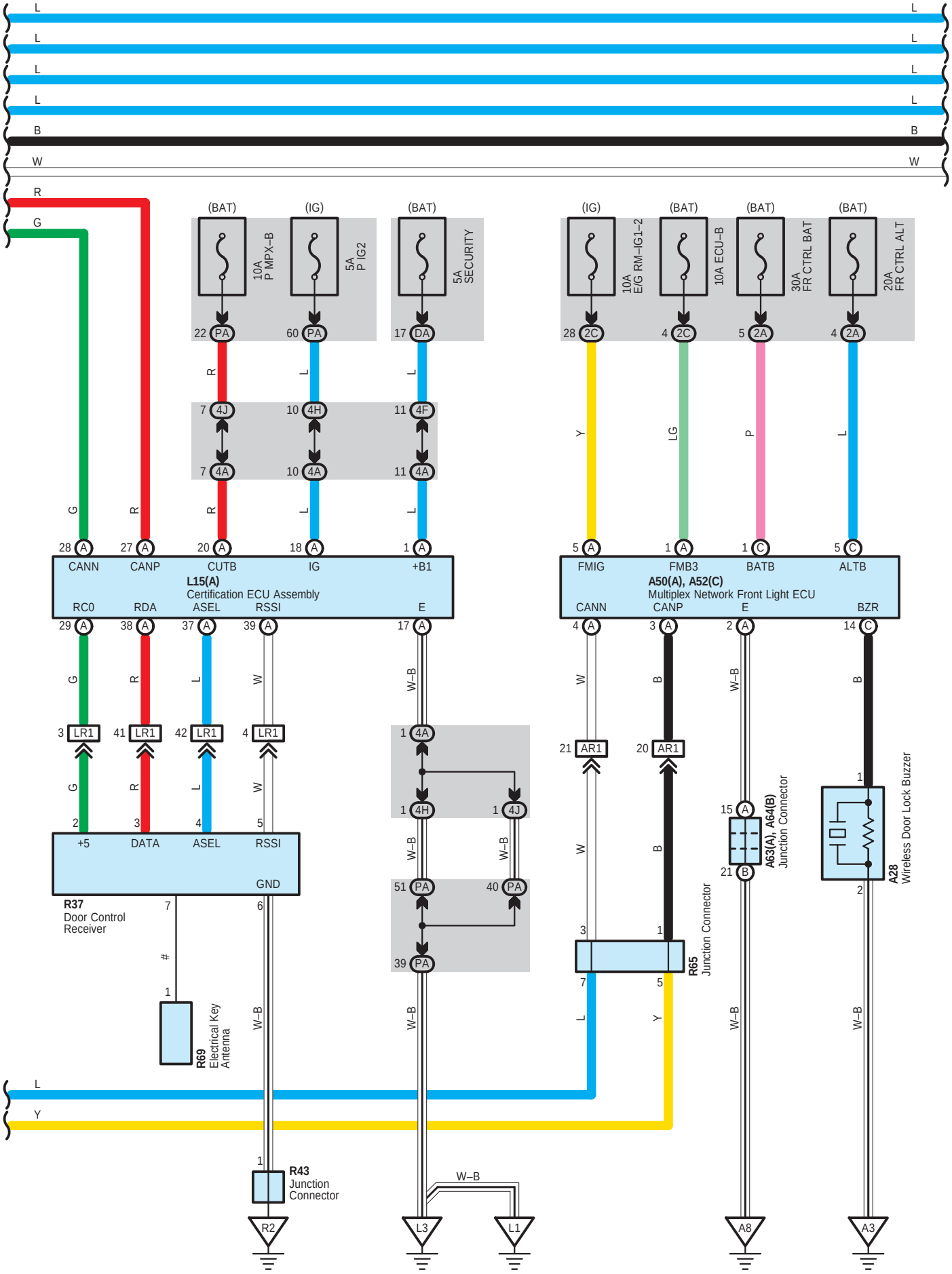
(BAT)
10A P MPX–B
(IG)
5A P IG2
(BAT)
5A SECURITY
(IG)
10A E/G RM–IG1–2
(BAT)
10A ECU–B
(BAT)
30A FR CTRL BAT
(BAT)
20A FR CTRL ALT
22 PA
60 PA
17 DA
28 2C
4 2C
5 2A
4 2A
7 4J
10 4H
11 4F
7 4A
10 4A
11 4A
28 A CANN
27 A CANP
20 A CUTB
18 A IG
1 A +B1
L15(A)
Certification ECU Assembly
RC0
RDA
ASEL
RSSI
E
5 A FMIG
1 A FMB3
1 C BATB
5 C ALTB
A50(A), A52(C)
Multiplex Network Front Light ECU
CANN
CANP
E
BZR
29 A
38 A
37 A
39 A
17 A
4 A
3 A
2 A
14 C
3 LR1
41 LR1
42 LR1
4 LR1
1 4A
21 AR1
20 AR1
1 4H
1 4J
15 A
21 B
A63(A), A64(B)
Junction Connector
A28
Wireless Door Lock Buzzer
2 +5
3 DATA
4 ASEL
5 RSSI
GND
R37
Door Control Receiver
51 PA
40 PA
39 PA
R65
Junction Connector
R69
Electrical Key Antenna
R43
Junction Connector
R2
L3
L1
A8
A3

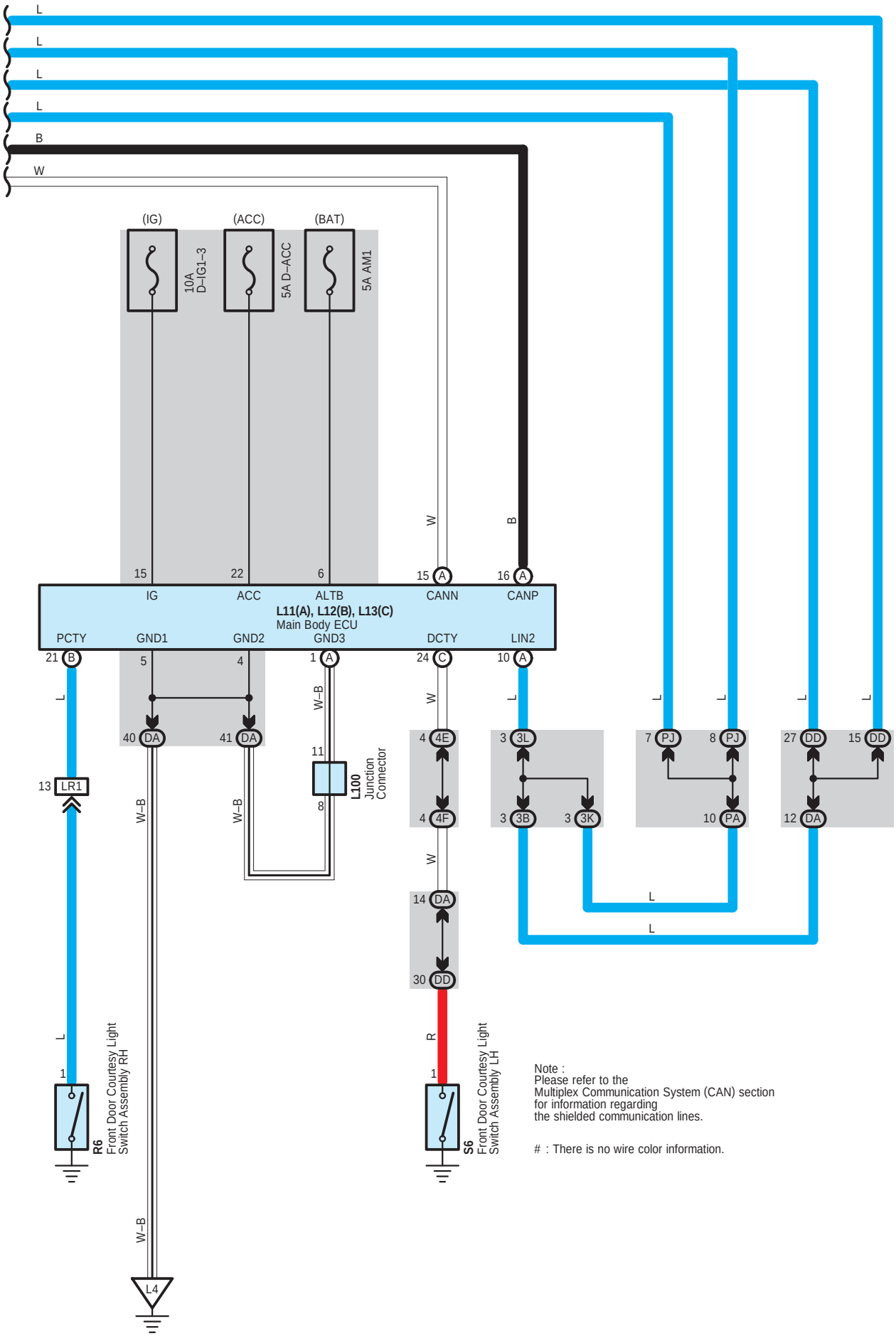

Note :
Please refer to the
Multiplex Communication System (CAN) section
for information regarding
the shielded communication lines.

: There is no wire color information.

A 28
Black

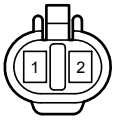

A 50
White

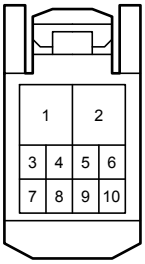

A 52
White

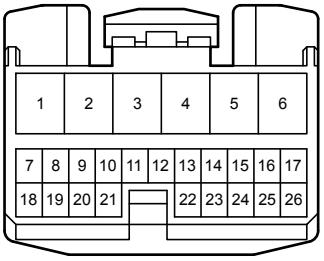

A 63
Black

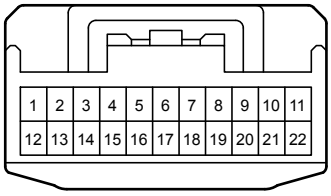

A 64
Black

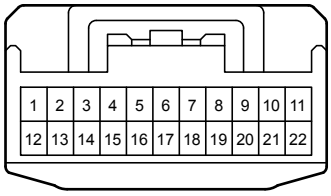

L 11
White

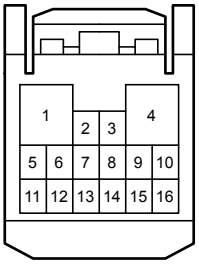

L 12
White

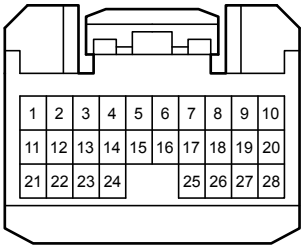

L 13
White

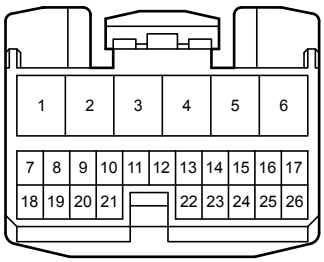

L 15
White

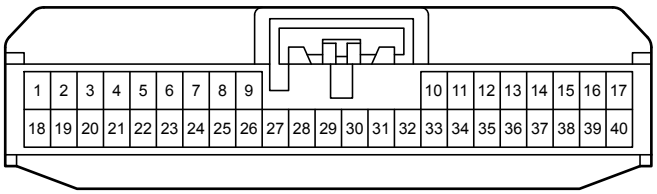

L 95
Gray

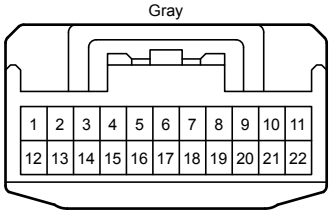

L100
Blue

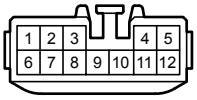

N 1
White

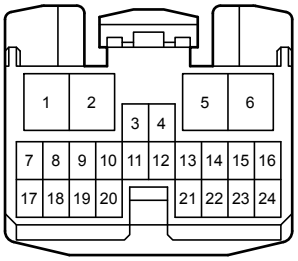

N 3
White

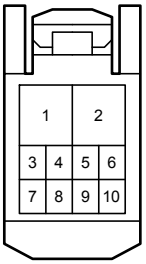

N 6
White



N 9
White

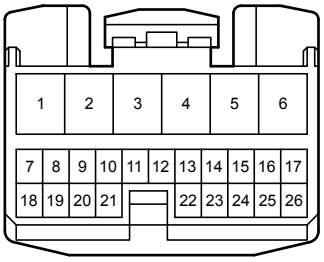

N 10
White

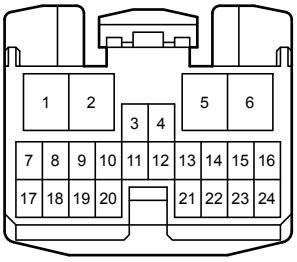

N 11
White

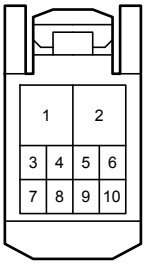

N 13
White

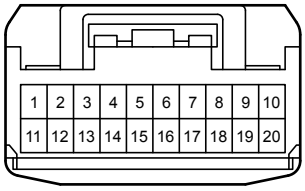

N 15
White

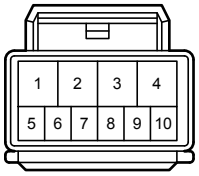

O 2
White

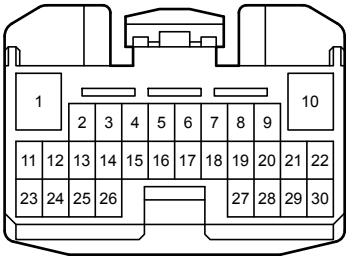

O 3
White

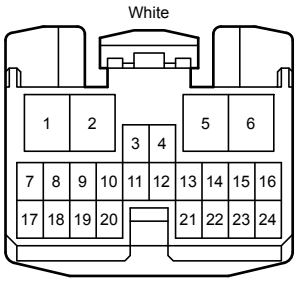

O 7
White

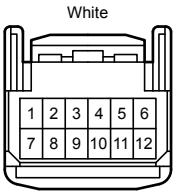

O 8
White

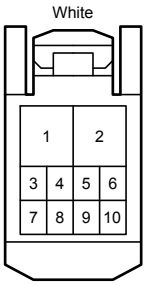

O 14
White

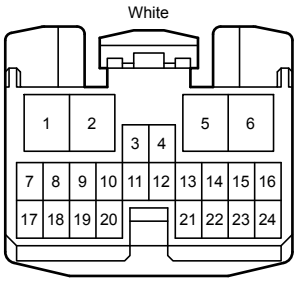

O 15
White

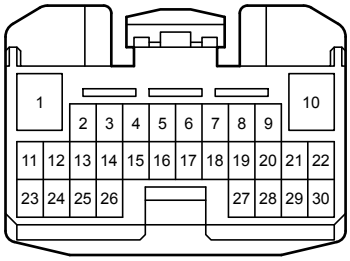

O 18
White



O 19
White

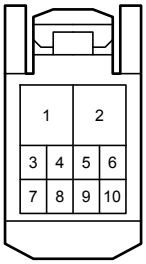

P 4
White

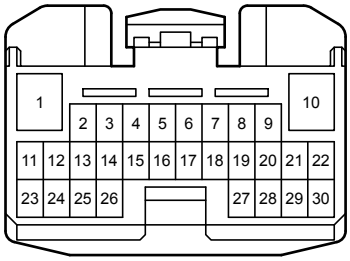

P 10
White

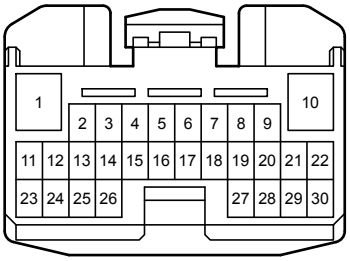

R 6
White

R 37
White

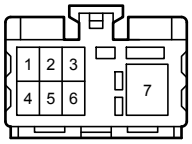

R 41
White

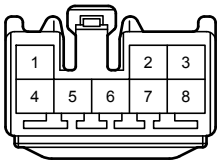

R 43
White

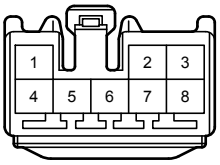

R 48
Black

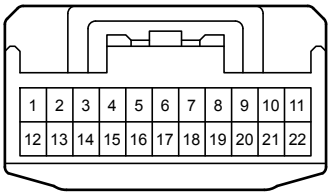

R 65
Dark Gray

R 69
Gray

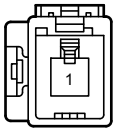

S 6
White

S 60
Black

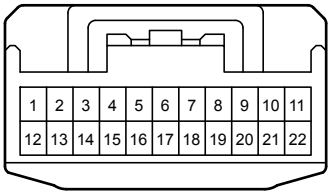

2A
Black

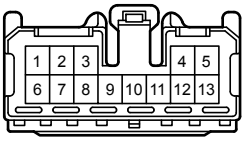

2C
White

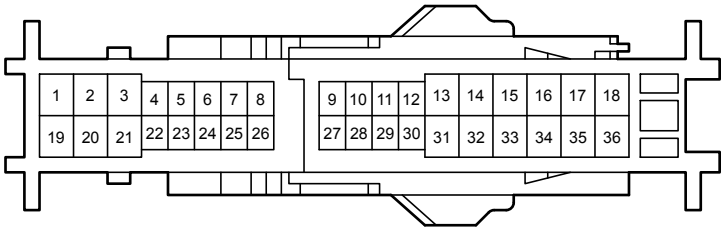

3B
Gray

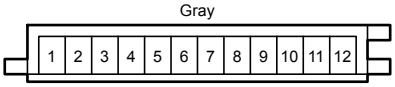

3K
White

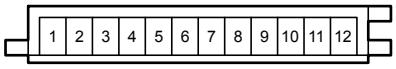

3L
Gray

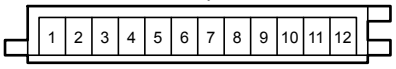

4A
White

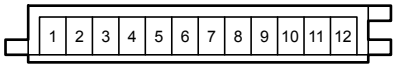

4E
White

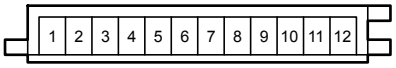

4F
Gray

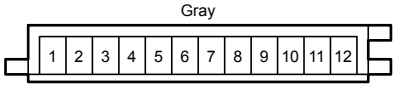

4H
Gray

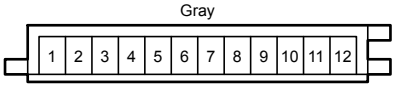

4J
Gray

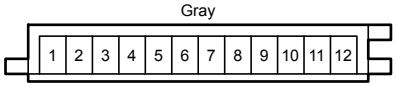

DA
White

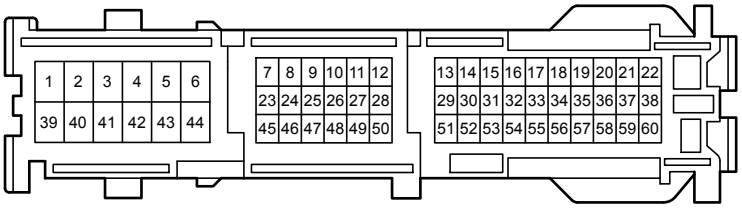

DD
Gray

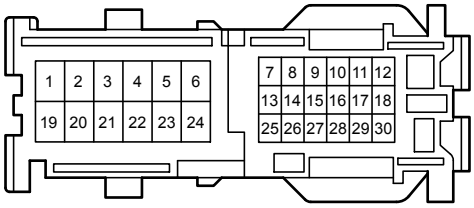

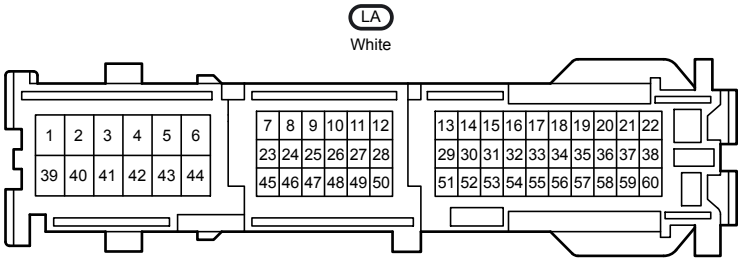
LA
White
1 2 3 4 5 6
39 40 41 42 43 44
7 8 9 10 11 12
23 24 25 26 27 28
45 46 47 48 49 50
13 14 15 16 17 18 19 20 21 22
29 30 31 32 33 34 35 36 37 38
51 52 53 54 55 56 57 58 59 60

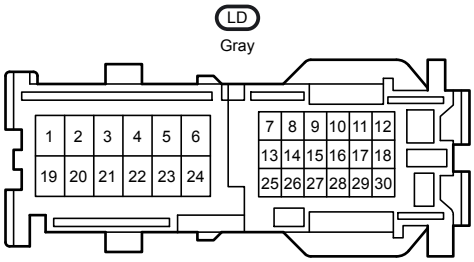
LD
Gray
1 2 3 4 5 6
19 20 21 22 23 24
7 8 9 10 11 12
13 14 15 16 17 18
25 26 27 28 29 30

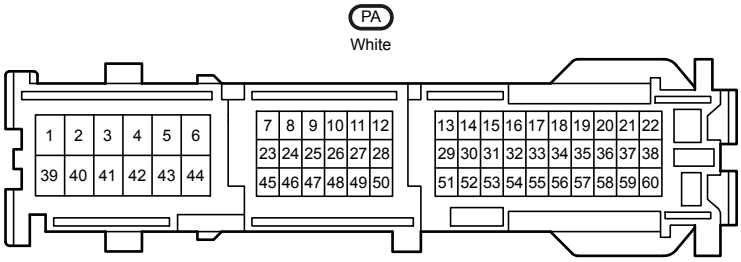
PA
White
1 2 3 4 5 6
39 40 41 42 43 44
7 8 9 10 11 12
23 24 25 26 27 28
45 46 47 48 49 50
13 14 15 16 17 18 19 20 21 22
29 30 31 32 33 34 35 36 37 38
51 52 53 54 55 56 57 58 59 60

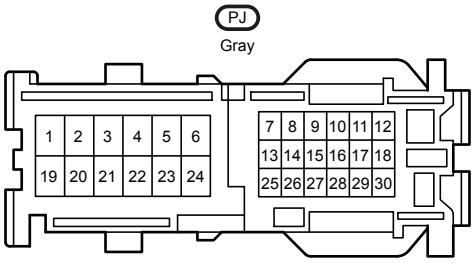
PJ
Gray
1 2 3 4 5 6
19 20 21 22 23 24
7 8 9 10 11 12
13 14 15 16 17 18
25 26 27 28 29 30

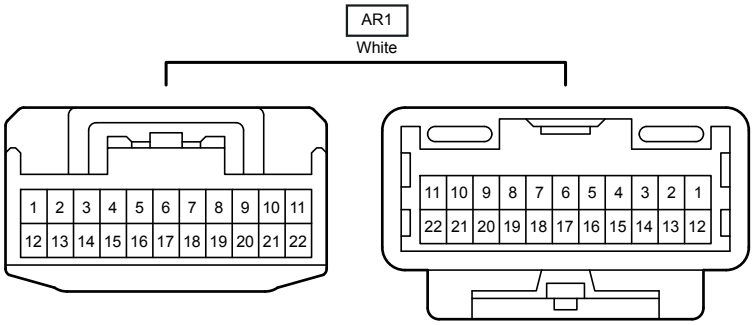
AR1
White
1 2 3 4 5 6 7 8 9 10 11
12 13 14 15 16 17 18 19 20 21 22
11 10 9 8 7 6 5 4 3 2 1
22 21 20 19 18 17 16 15 14 13 12

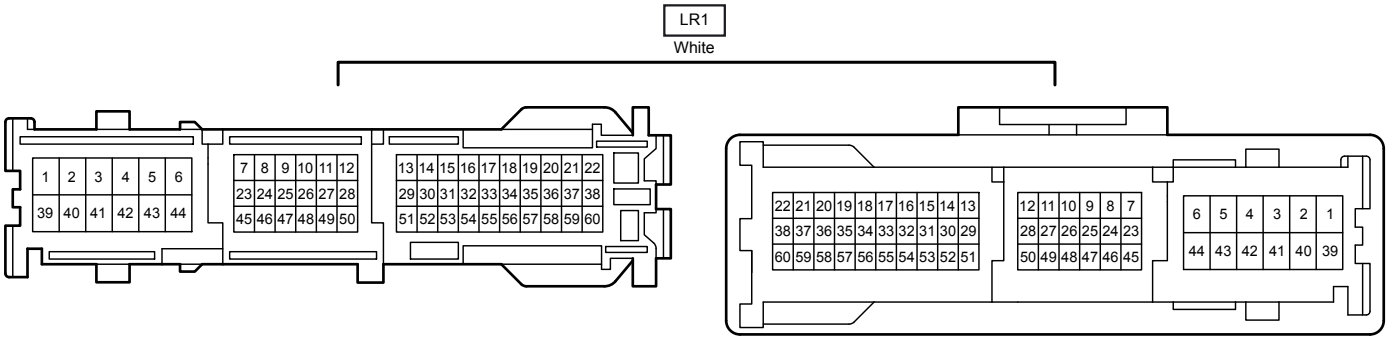
LR1
White
1 2 3 4 5 6
39 40 41 42 43 44
7 8 9 10 11 12
23 24 25 26 27 28
45 46 47 48 49 50
13 14 15 16 17 18 19 20 21 22
29 30 31 32 33 34 35 36 37 38
51 52 53 54 55 56 57 58 59 60
22 21 20 19 18 17 16 15 14 13
38 37 36 35 34 33 32 31 30 29
60 59 58 57 56 55 54 53 52 51
12 11 10 9 8 7
28 27 26 25 24 23
50 49 48 47 46 45
6 5 4 3 2 1
44 43 42 41 40 39

LS1
White

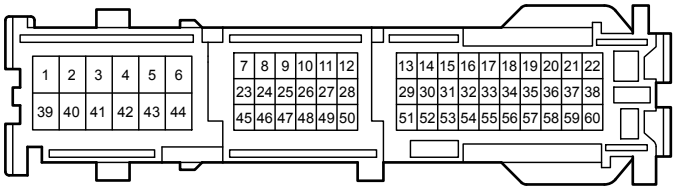

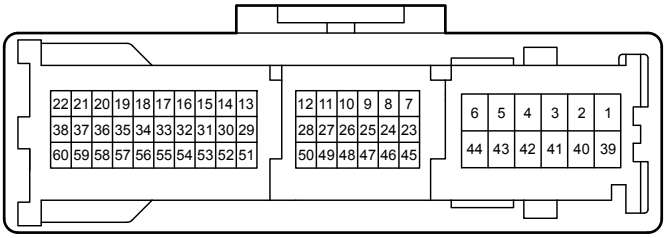

NR1
White

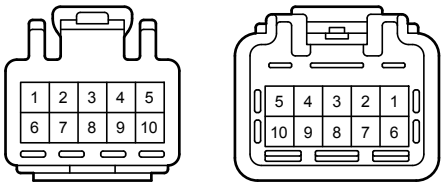

NR2
White

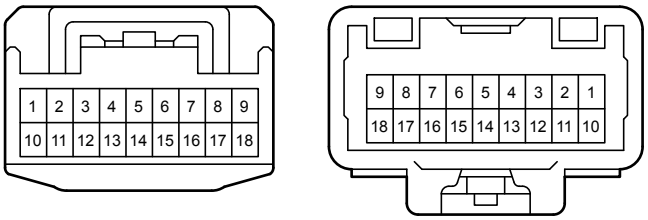

NS1
White

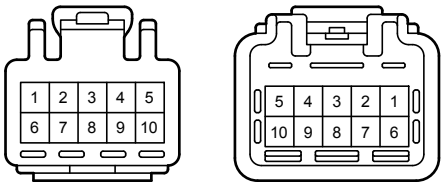

NS2
White

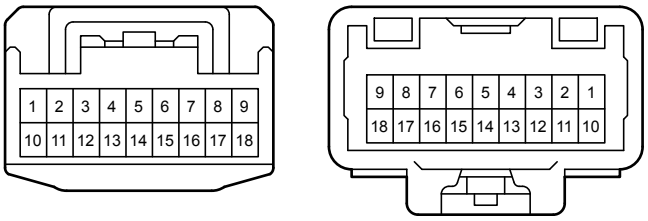

OR1
White

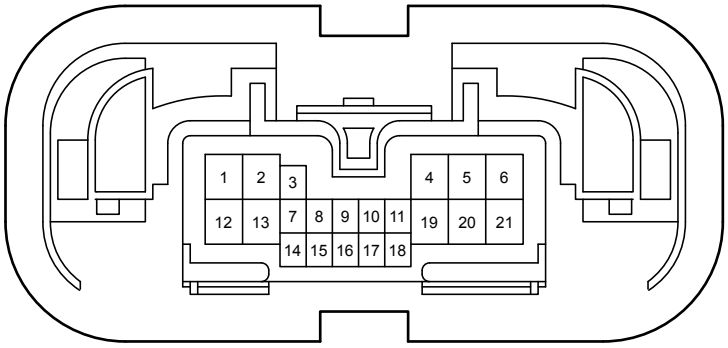

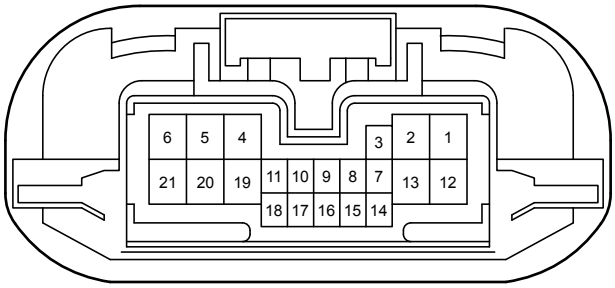

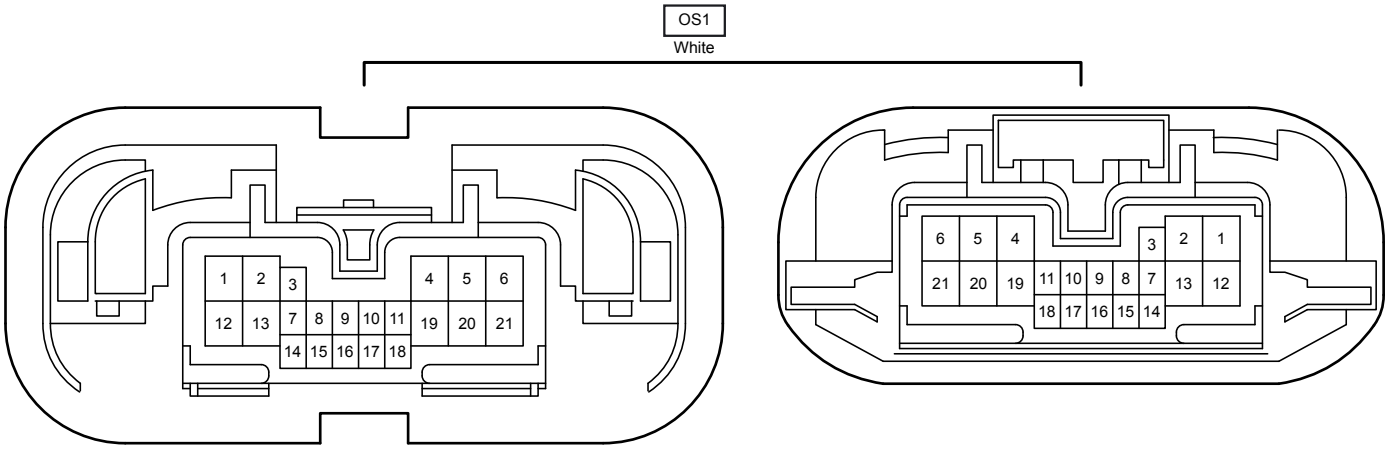
OS1
White
1 2 3 4 5 6
12 13 7 8 9 10 11 19 20 21
14 15 16 17 18
6 5 4 3 2 1
21 20 19 11 10 9 8 7 13 12
18 17 16 15 14

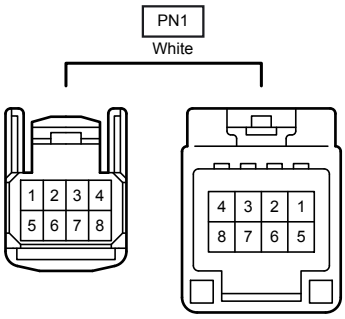
PN1
White
1 2 3 4
5 6 7 8
4 3 2 1
8 7 6 5

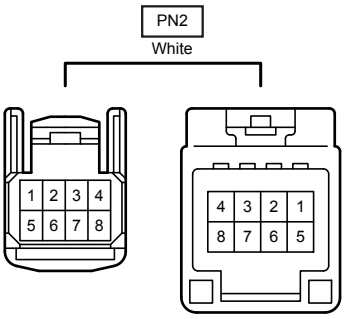
PN2
White
1 2 3 4
5 6 7 8
4 3 2 1
8 7 6 5

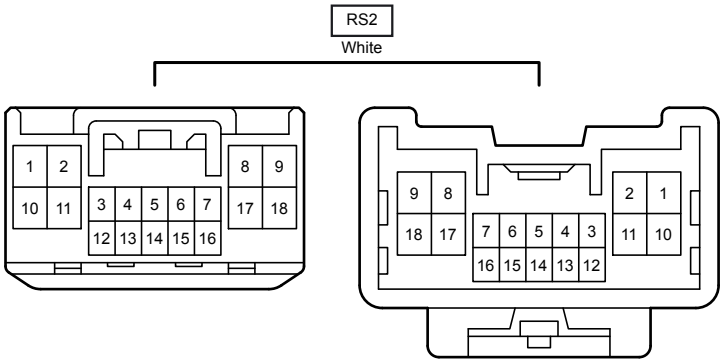
RS2
White
1 2
10 11
3 4 5 6 7
12 13 14 15 16
8 9
17 18
9 8
18 17
7 6 5 4 3
16 15 14 13 12
2 1
11 10