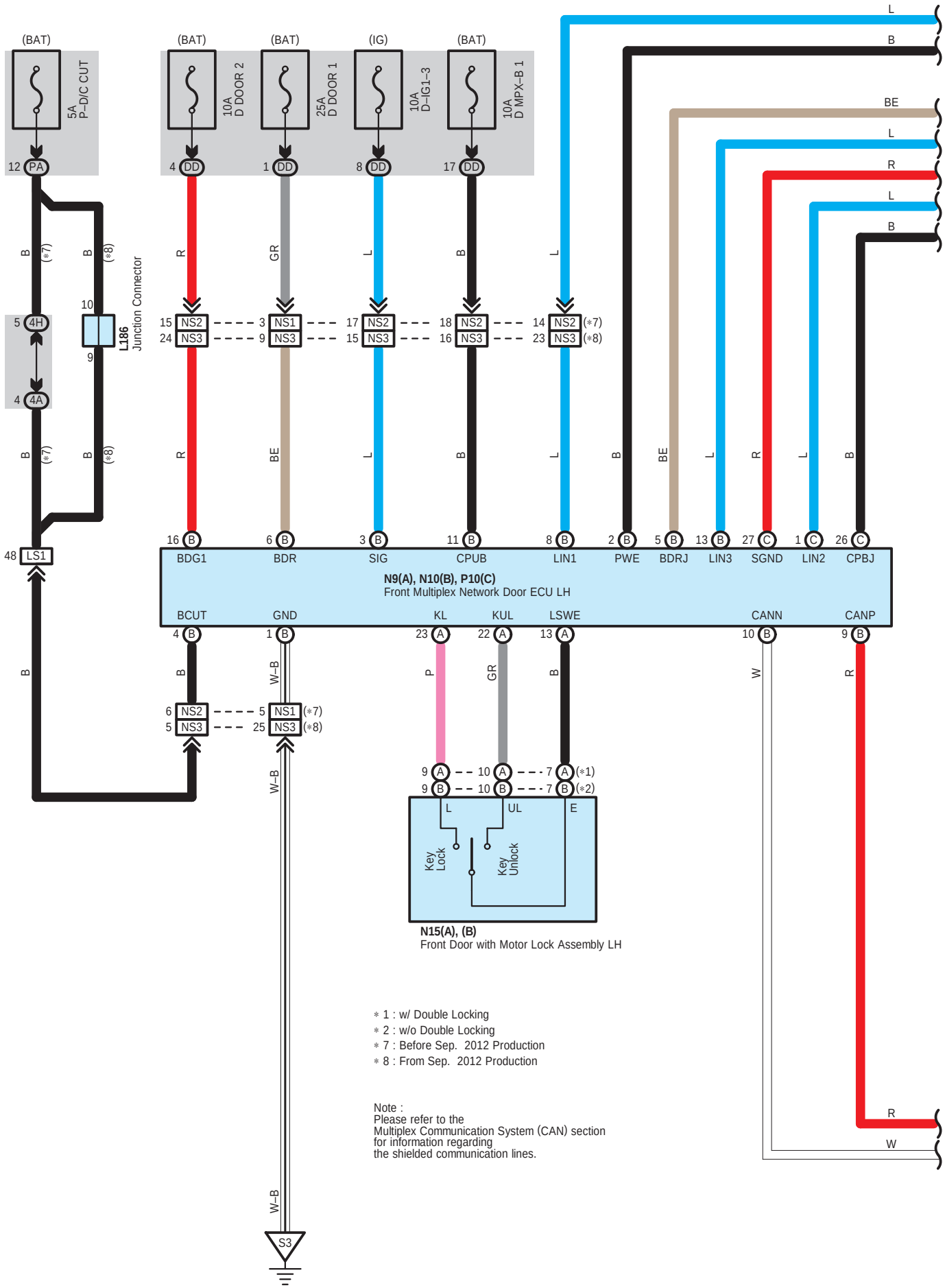
(BAT)
5A P-D/C CUT
12 PA
(BAT)
10A D DOOR 2
4 DD
(BAT)
25A D DOOR 1
1 DD
(IG)
10A D-IG1-3
8 DD
(BAT)
10A D MPX-B 1
17 DD
5 4H
4 4A
10
9
L186 Junction Connector
15 NS2
24 NS3
3 NS1
9 NS3
17 NS2
15 NS3
18 NS2
16 NS3
14 NS2 (*7)
23 NS3 (*8)
48 LS1
16 B BDG1
6 B BDR
3 B SIG
11 B CPUB
8 B LIN1
2 B PWE
5 B BDRJ
13 B LIN3
27 C SGND
1 C LIN2
26 C CPBJ
N9(A), N10(B), P10(C)
Front Multiplex Network Door ECU LH
BCUT
GND
KL
KUL
LSWE
CANN
CANP
4 B
1 B
23 A
22 A
13 A
10 B
9 B
6 NS2
5 NS3
5 NS1 (*7)
25 NS3 (*8)
9 A
9 B
10 A
10 B
7 A (*1)
7 B (*2)
L
UL
E
Key Lock
Key Unlock
N15(A), (B)
Front Door with Motor Lock Assembly LH
S3
* 1 : w/ Double Locking
* 2 : w/o Double Locking
* 7 : Before Sep. 2012 Production
* 8 : From Sep. 2012 Production
Note :
Please refer to the
Multiplex Communication System (CAN) section
for information regarding
the shielded communication lines.

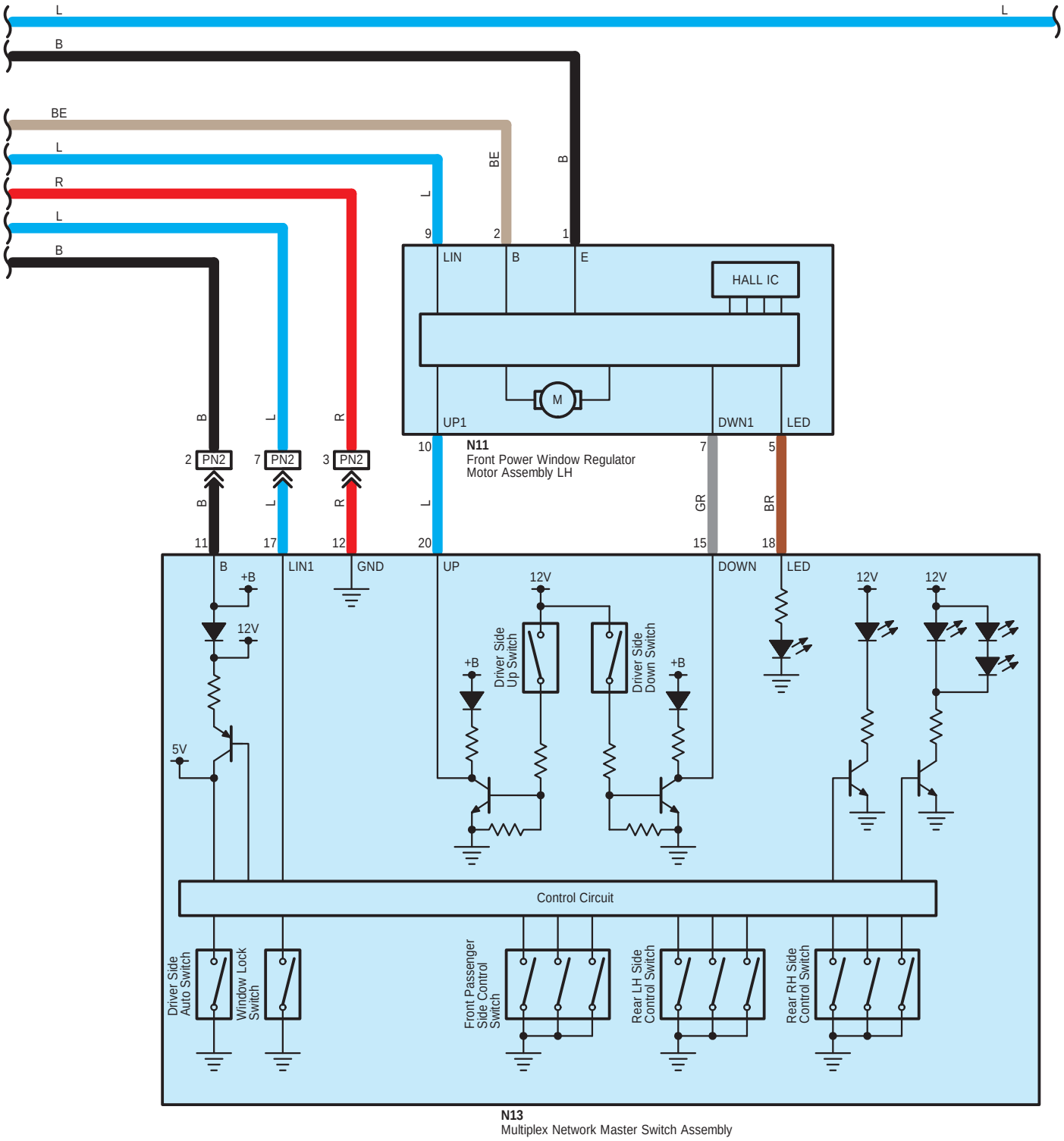
L
L
B
BE
L
R
L
B
BE
B
L
9
2
1
LIN
B
E
HALL IC
M
UP1
DWN1
LED
10
7
5
N11
Front Power Window Regulator
Motor Assembly LH
GR
BR
B
L
R
2 PN2
7 PN2
3 PN2
B
L
R
L
11
17
12
20
15
18
B
LIN1
GND
UP
DOWN
LED
+B
12V
5V
12V
Driver Side
Up Switch
Driver Side
Down Switch
+B
+B
12V
12V
Control Circuit
Driver Side
Auto Switch
Window Lock
Switch
Front Passenger
Side Control
Switch
Rear LH Side
Control Switch
Rear RH Side
Control Switch
N13
Multiplex Network Master Switch Assembly

R
R
W
W

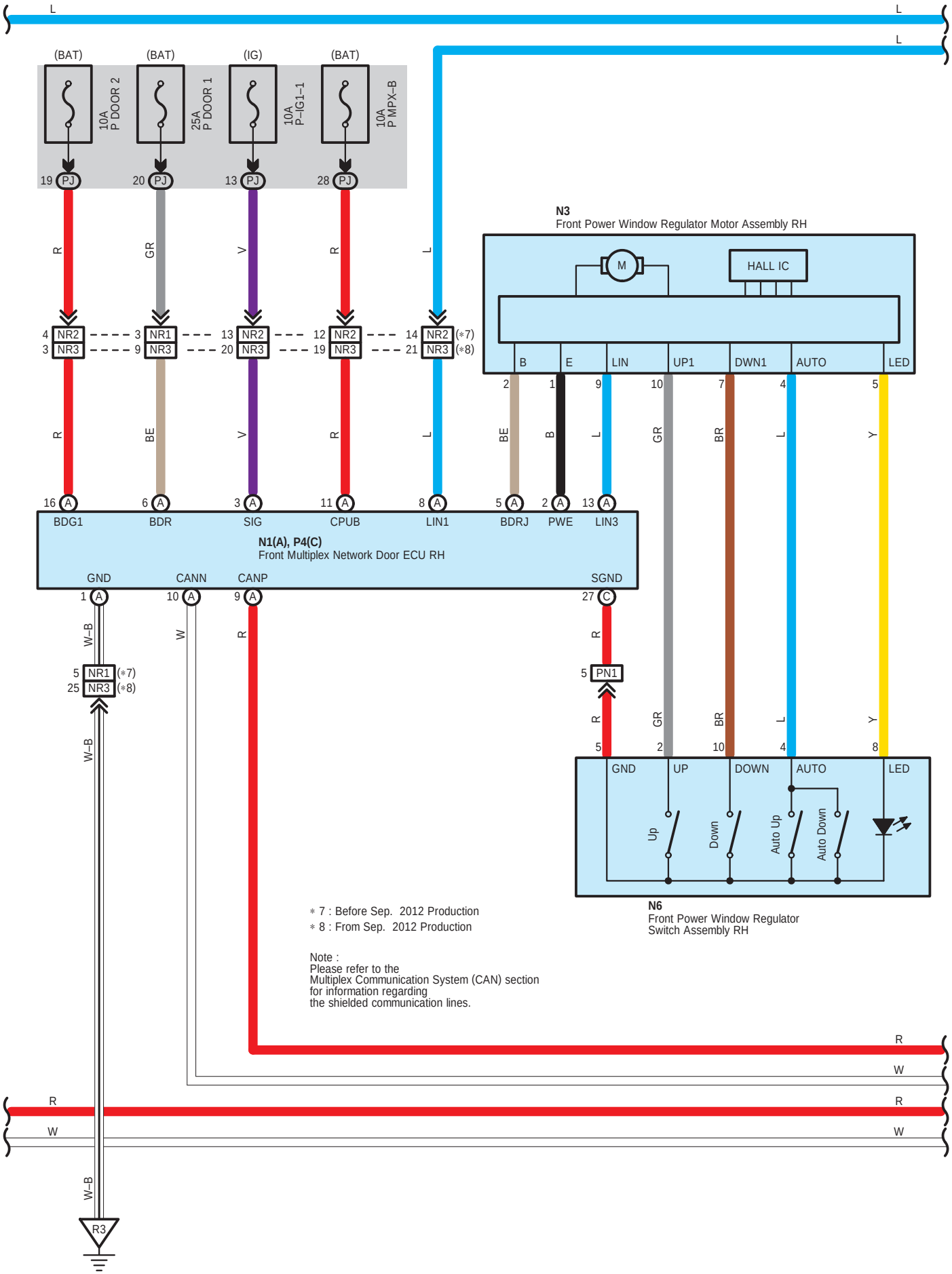

* 7 : Before Sep. 2012 Production
* 8 : From Sep. 2012 Production

Note :
Please refer to the
Multiplex Communication System (CAN) section
for information regarding
the shielded communication lines.

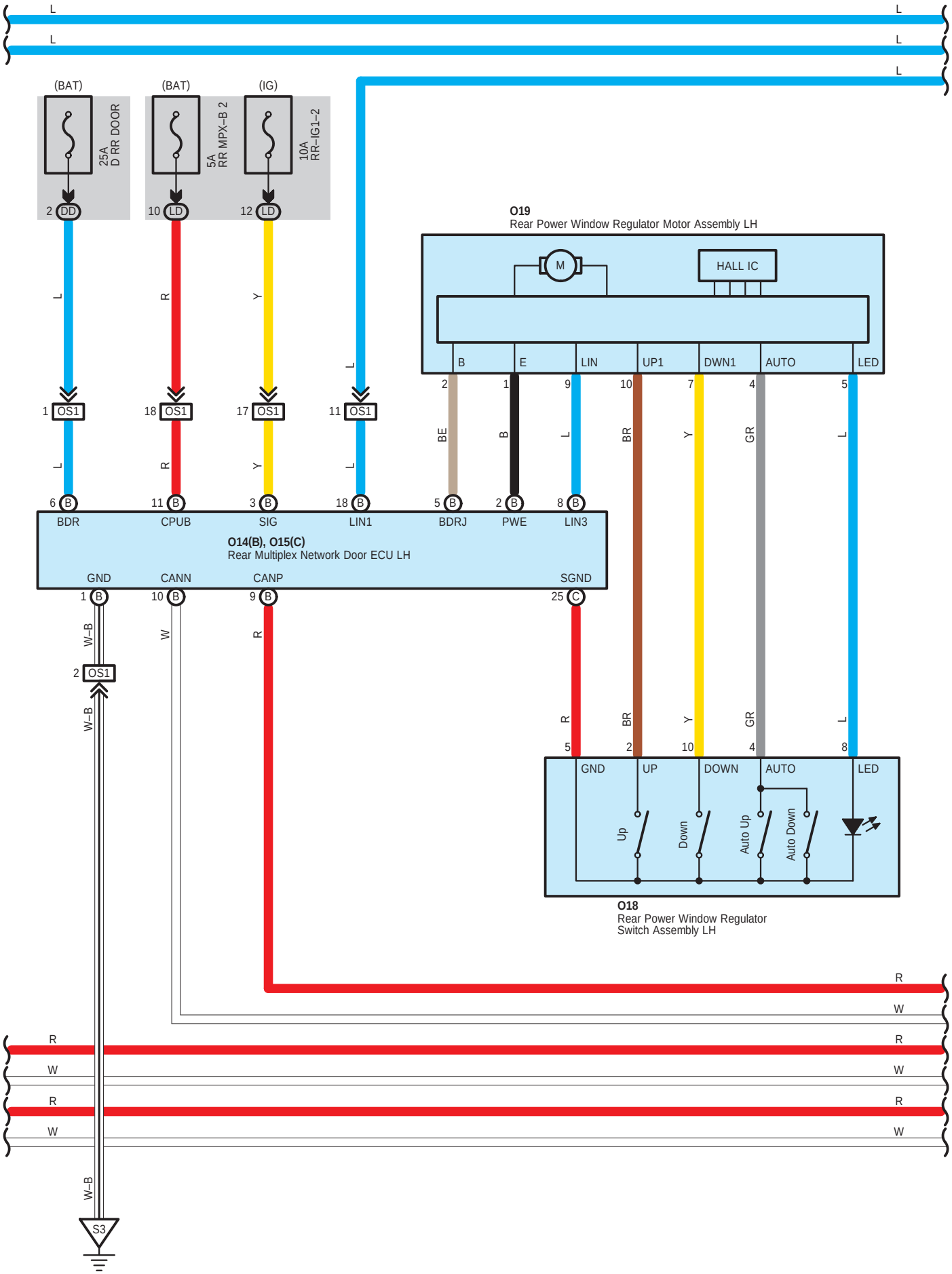
(BAT)
25A
D RR DOOR
2 DD
(BAT)
5A
RR MPX-B 2
10 LD
(IG)
10A
RR-IG1-2
12 LD
O19
Rear Power Window Regulator Motor Assembly LH
M
HALL IC
B
E
LIN
UP1
DWN1
AUTO
LED
1 OS1
18 OS1
17 OS1
11 OS1
6 B
BDR
11 B
CPUB
3 B
SIG
18 B
LIN1
5 B
BDRJ
2 B
PWE
8 B
LIN3
O14(B), O15(C)
Rear Multiplex Network Door ECU LH
GND
CANN
CANP
SGND
1 B
10 B
9 B
25 C
2 OS1
GND
UP
DOWN
AUTO
LED
Up
Down
Auto Up
Auto Down
O18
Rear Power Window Regulator
Switch Assembly LH
S3

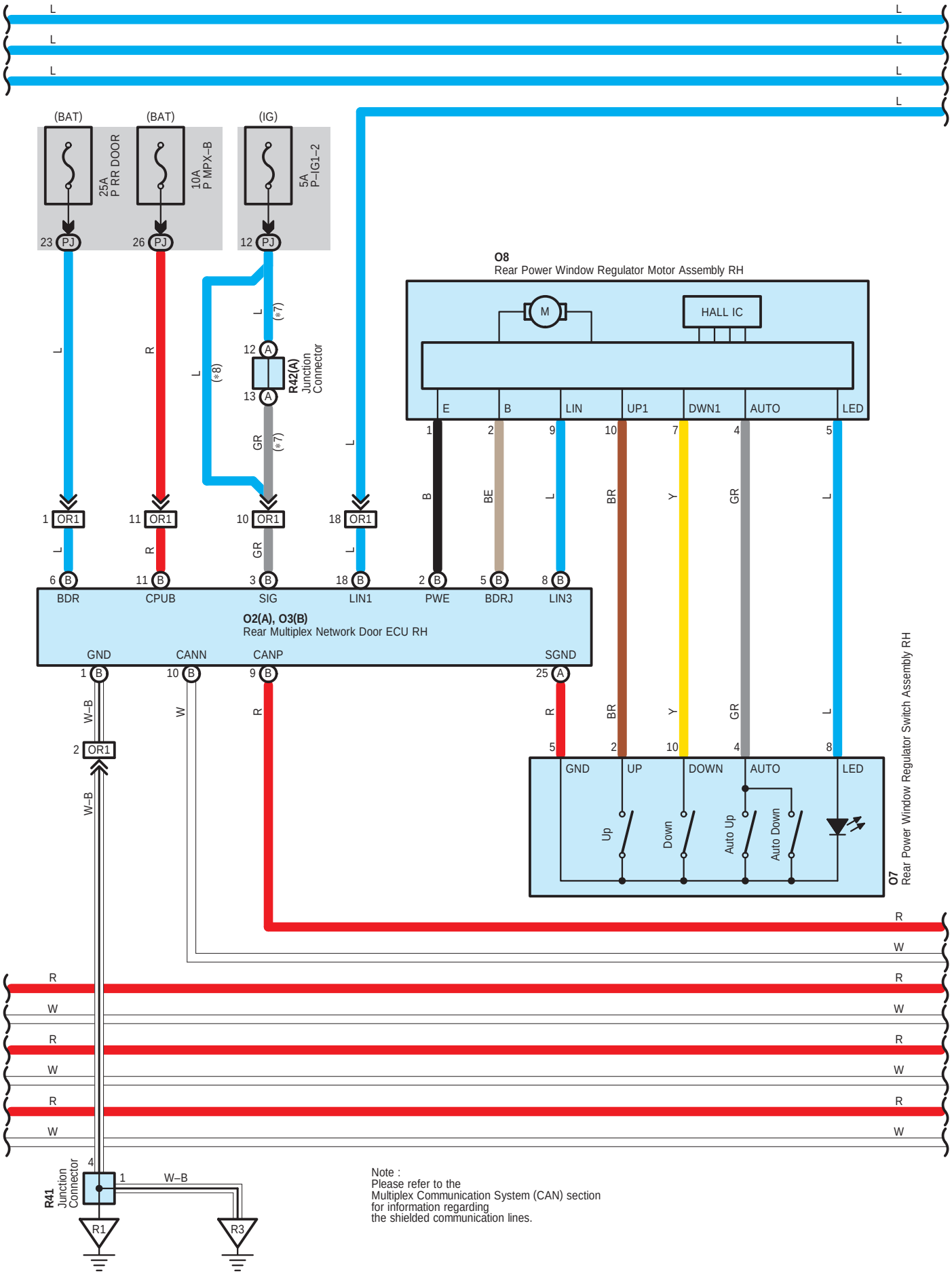

Note :
Please refer to the
Multiplex Communication System (CAN) section
for information regarding
the shielded communication lines.

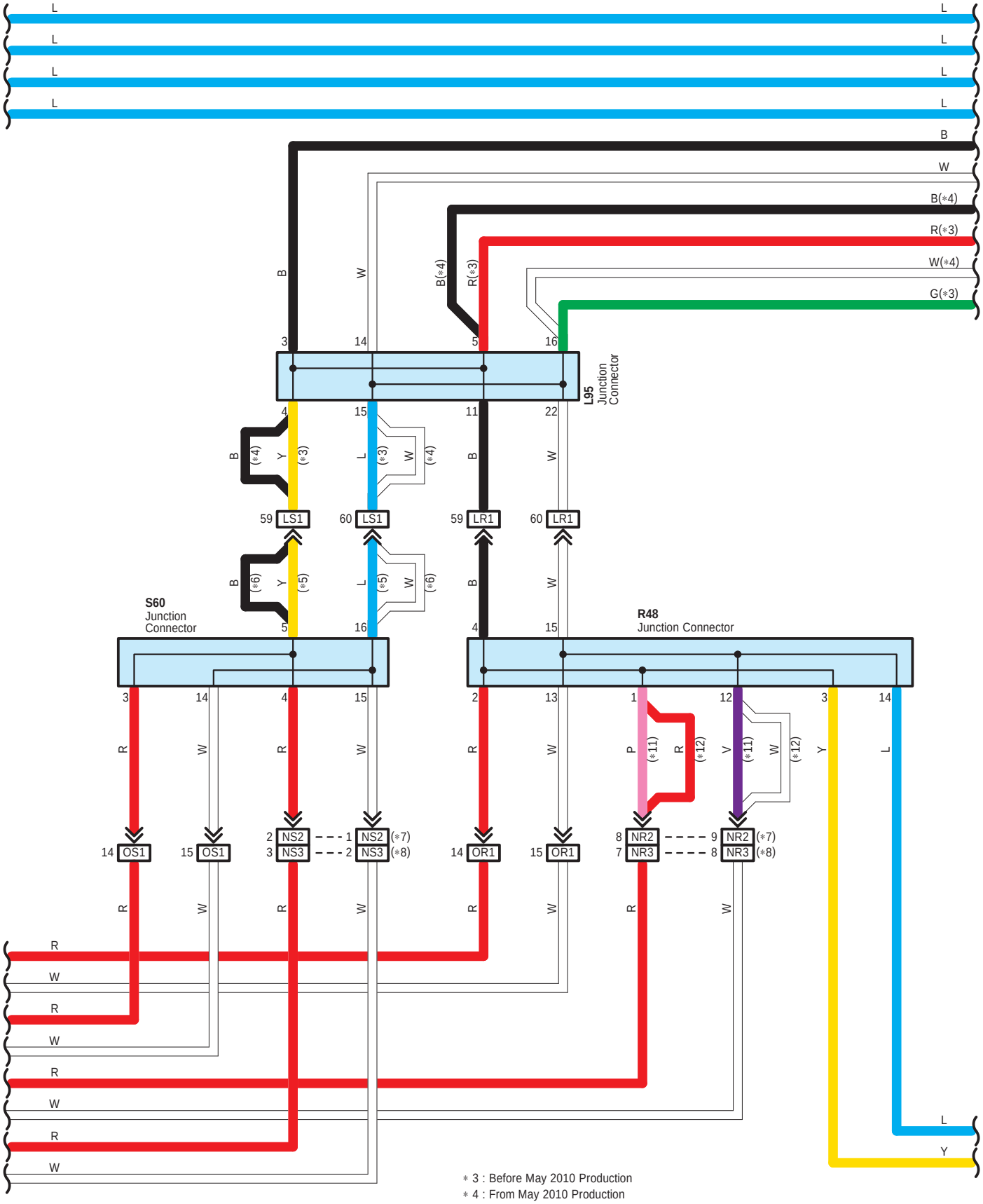

* 3 : Before May 2010 Production
* 4 : From May 2010 Production
* 5 : Before Sep. 2010 Production
* 6 : From Sep. 2010 Production
* 7 : Before Sep. 2012 Production
* 8 : From Sep. 2012 Production
*11 : Before Oct. 2014 Production
*12 : From Oct. 2014 Production

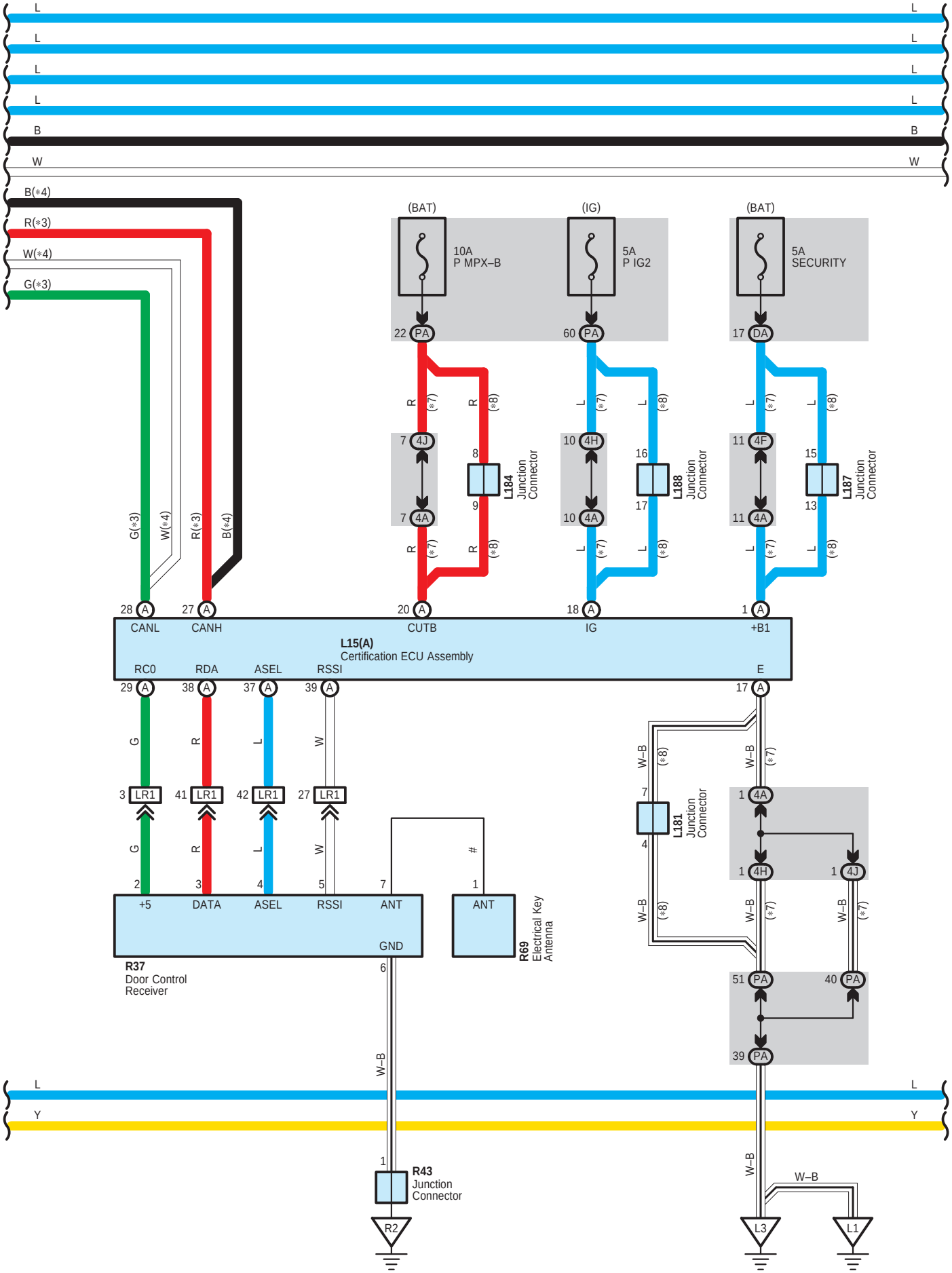
L
B
W
B(*4)
R(*3)
W(*4)
G(*3)
(BAT)
(IG)
(BAT)
10A
P MPX–B
5A
P IG2
5A
SECURITY
22 PA
60 PA
17 DA
7 4J
7 4A
8
9
L184
Junction
Connector
10 4H
10 4A
16
17
L188
Junction
Connector
11 4F
11 4A
15
13
L187
Junction
Connector
(*7)
(*8)
28 A
27 A
20 A
18 A
1 A
CANL
CANH
CUTB
IG
+B1
L15(A)
Certification ECU Assembly
RC0
RDA
ASEL
RSSI
E
29 A
38 A
37 A
39 A
17 A
3 LR1
41 LR1
42 LR1
27 LR1
2
3
4
5
7
1
+5
DATA
ASEL
RSSI
ANT
ANT
GND
R37
Door Control
Receiver
R69
Electrical Key
Antenna
6
W–B
7
4
L181
Junction
Connector
1 4A
1 4H
1 4J
51 PA
40 PA
39 PA
Y
1
R43
Junction
Connector
R2
L3
L1

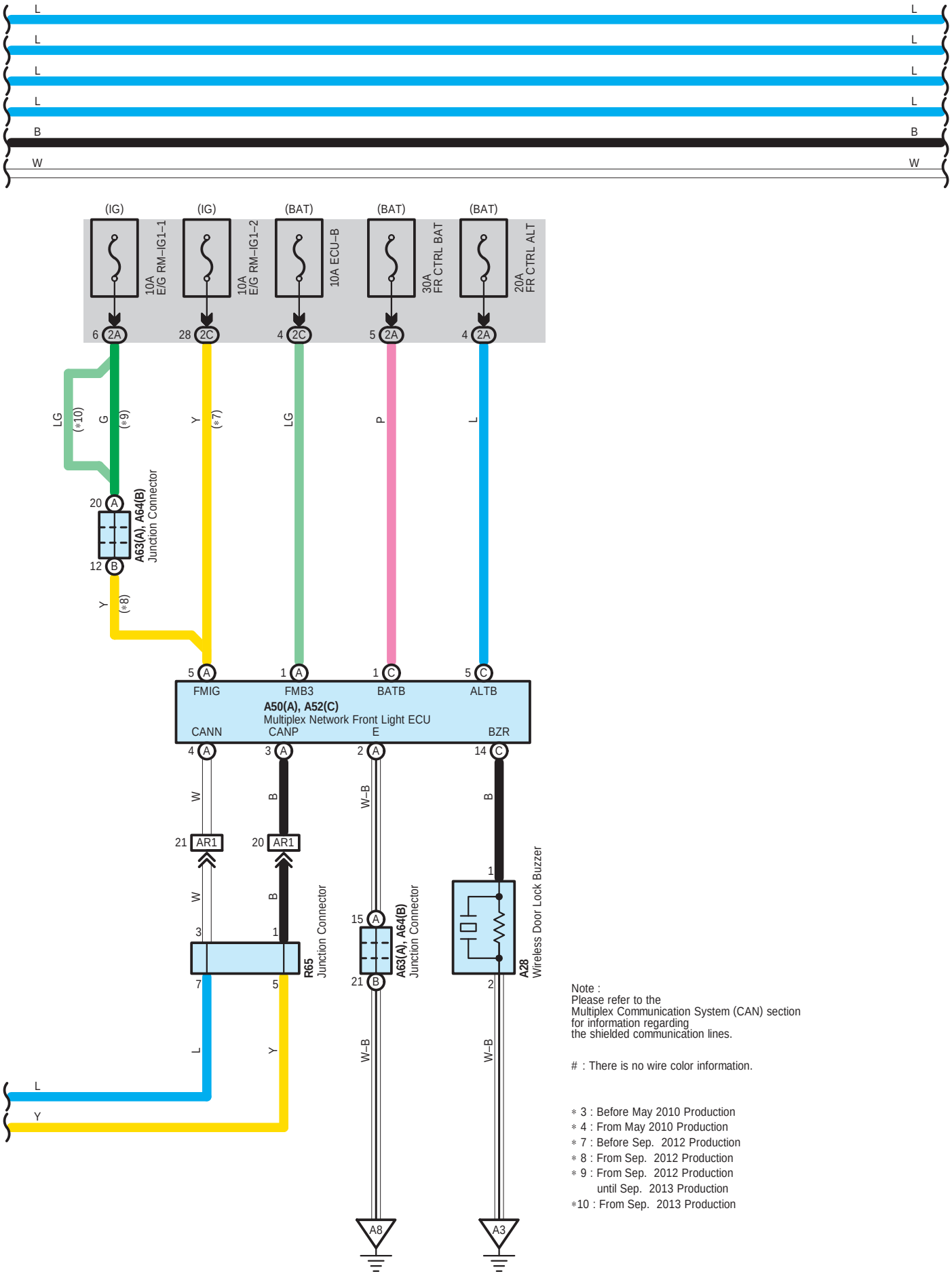

Note :
Please refer to the
Multiplex Communication System (CAN) section
for information regarding
the shielded communication lines.

: There is no wire color information.

∗ 3 : Before May 2010 Production
∗ 4 : From May 2010 Production
∗ 7 : Before Sep. 2012 Production
∗ 8 : From Sep. 2012 Production
∗ 9 : From Sep. 2012 Production
until Sep. 2013 Production
∗10 : From Sep. 2013 Production

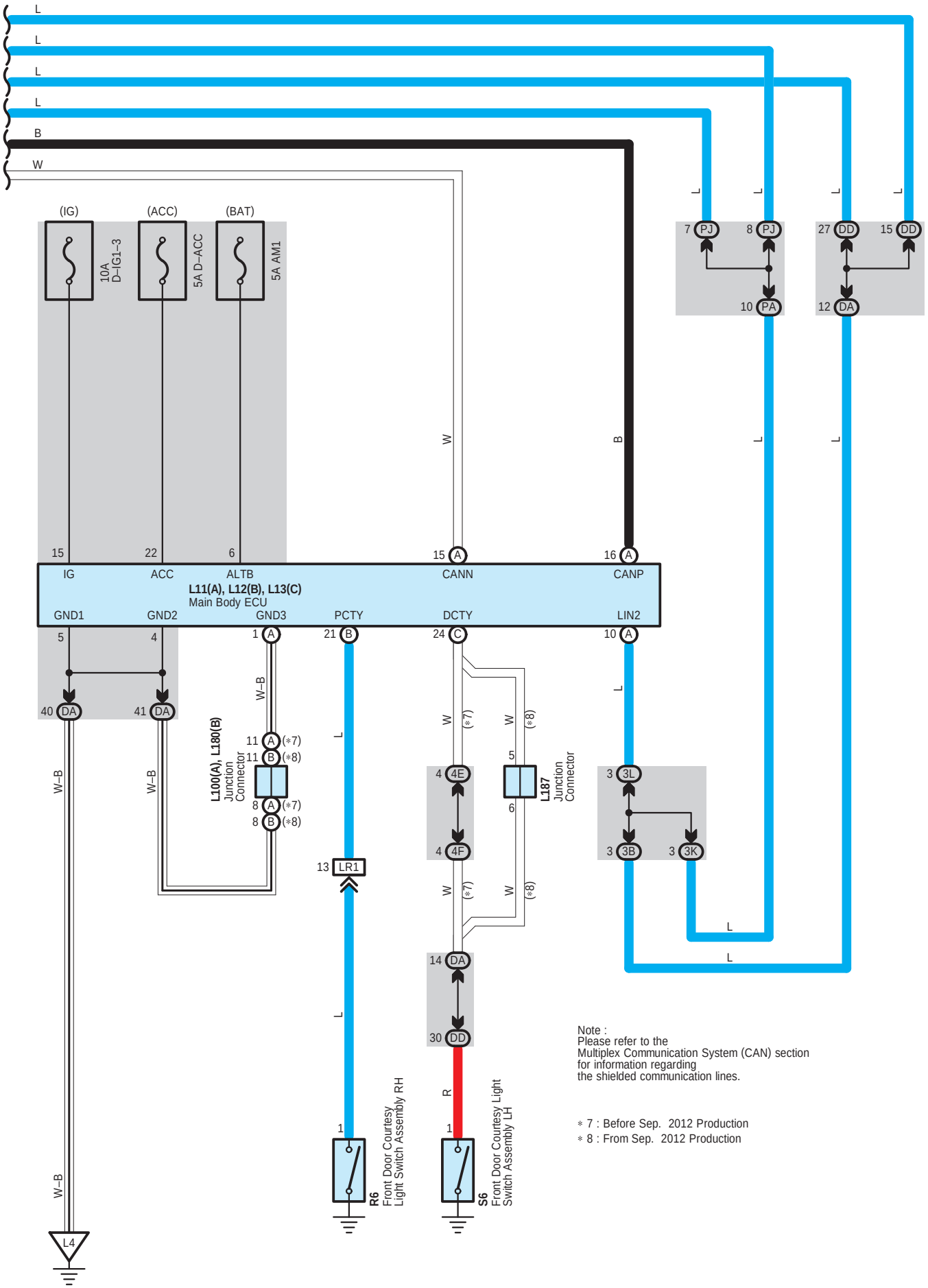

Note :
Please refer to the
Multiplex Communication System (CAN) section
for information regarding
the shielded communication lines.

* 7 : Before Sep. 2012 Production
* 8 : From Sep. 2012 Production

A 28
Black

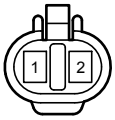

A 50
White

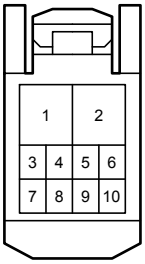

A 52
White

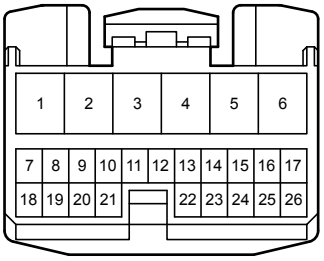

A 63
Black

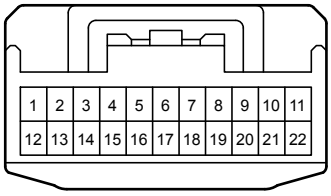

A 64
Black

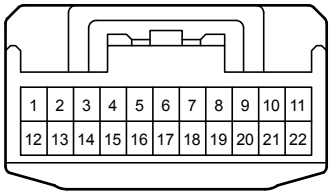

L 11
White

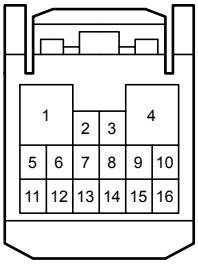

L 12
White

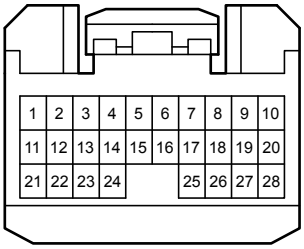

L 13
White

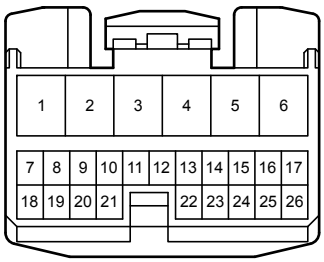

L 15
White

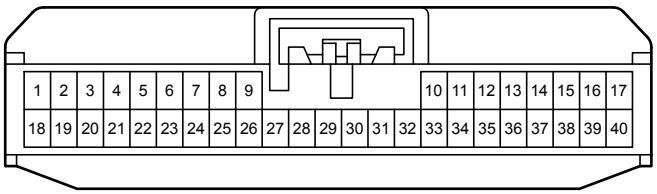

L 95
Gray

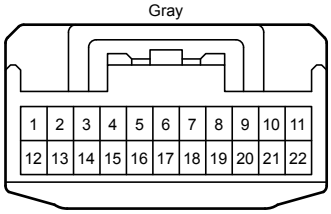

L100
Blue

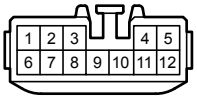

L180
Blue

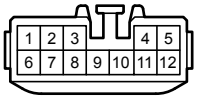

L181
Gray

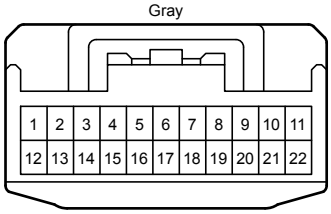

L184
Black

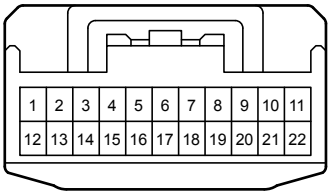

L186
Blue

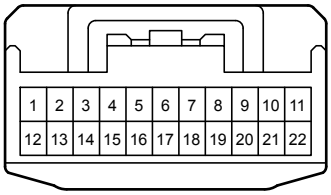

L187
Blue

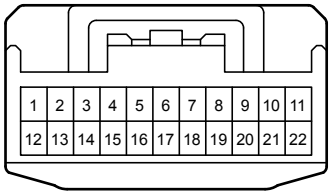

L188
Blue

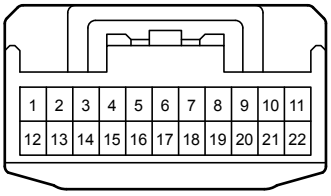

N 1
White

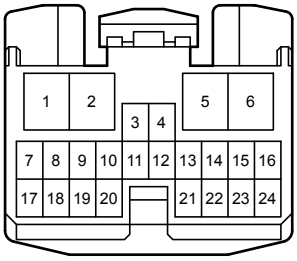

N 3
White

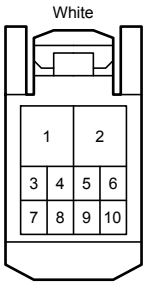

N 6
White

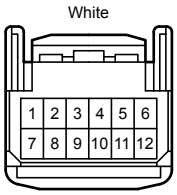

N 9
White

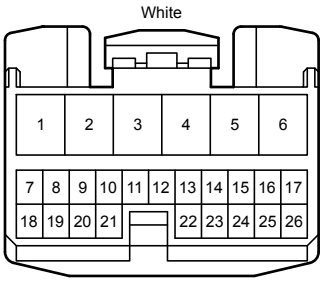

N 10
White

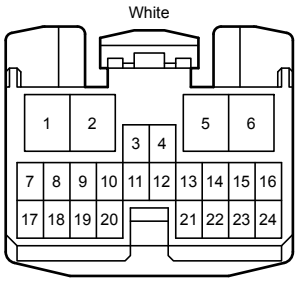

N 11
White

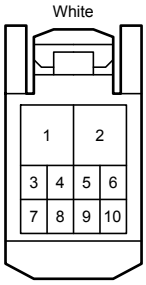

N 13
White

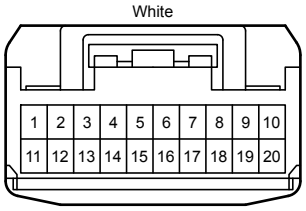

N 15
White

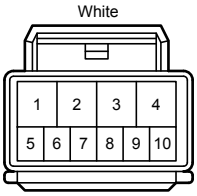

O 2
White

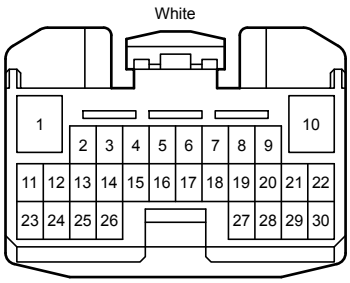

O 3
White

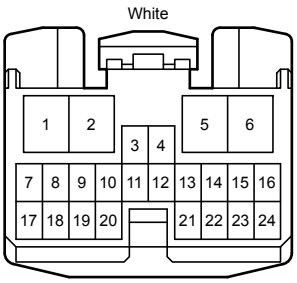

O 7
White

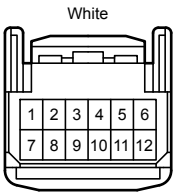

O 8
White

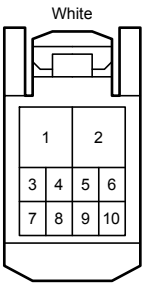

O 14
White

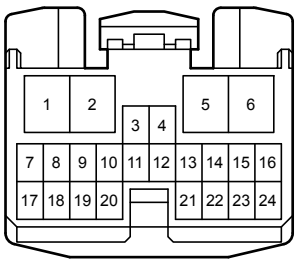

O 15
White

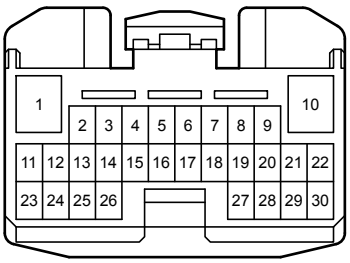

O 18
White

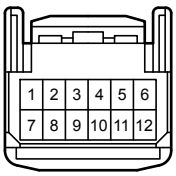

O 19
White

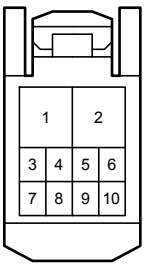

P 4
White

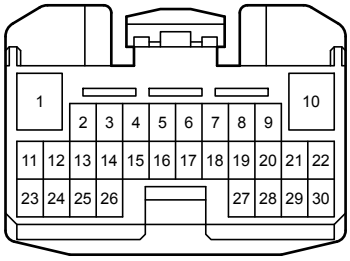

P 10
White

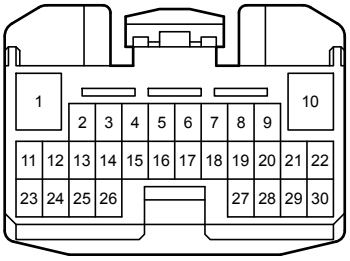

R 6
White

R 37
White

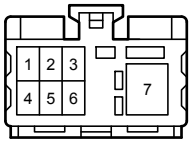

R 41
White

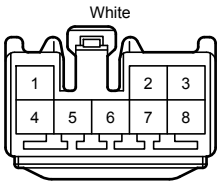

R 42
Black

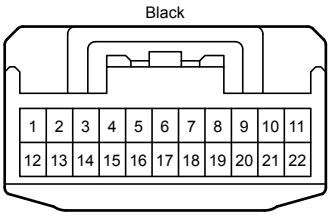

R 43
White

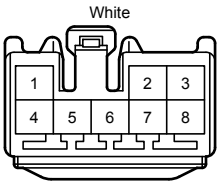

R 48
Black

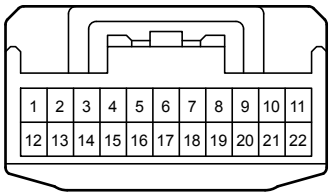

R 65
Dark Gray

R 69
Gray

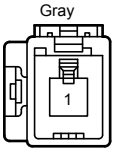

S 6
White

S 60
Black

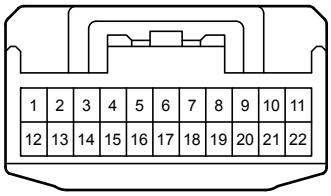

2A
Black

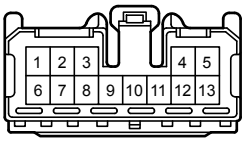

2C
White

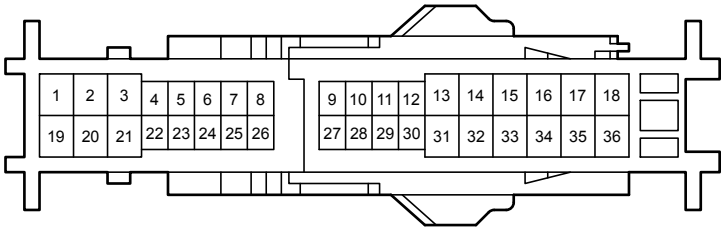

3B
Gray

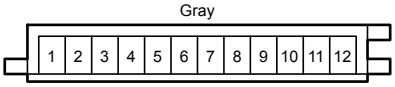

3K
White

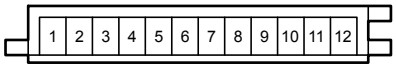

3L
Gray

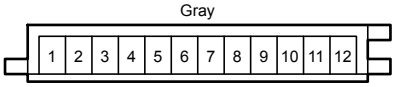

4A
White

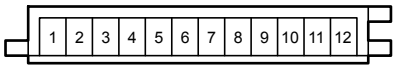

4E
White

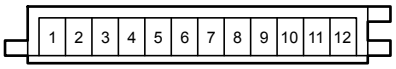

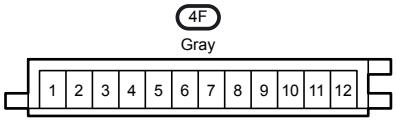
4F
Gray
1 2 3 4 5 6 7 8 9 10 11 12

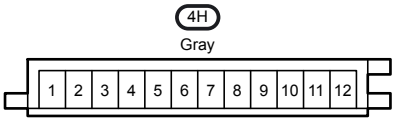
4H
Gray
1 2 3 4 5 6 7 8 9 10 11 12

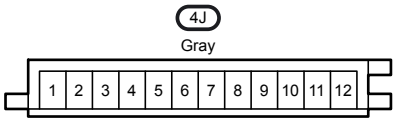
4J
Gray
1 2 3 4 5 6 7 8 9 10 11 12

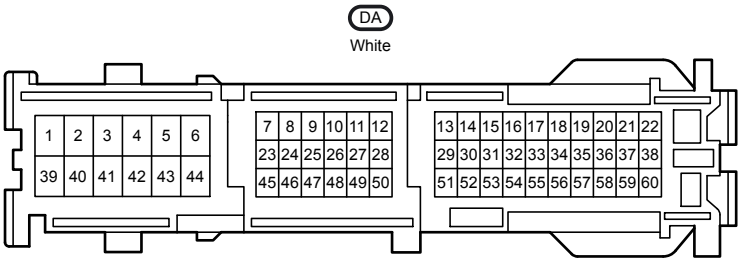
DA
White
1 2 3 4 5 6
39 40 41 42 43 44
7 8 9 10 11 12
23 24 25 26 27 28
45 46 47 48 49 50
13 14 15 16 17 18 19 20 21 22
29 30 31 32 33 34 35 36 37 38
51 52 53 54 55 56 57 58 59 60

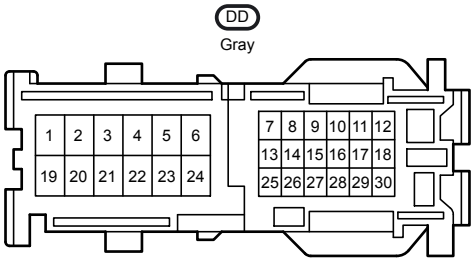
DD
Gray
1 2 3 4 5 6
19 20 21 22 23 24
7 8 9 10 11 12
13 14 15 16 17 18
25 26 27 28 29 30

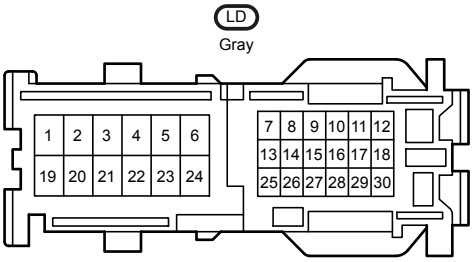
LD
Gray
1 2 3 4 5 6
19 20 21 22 23 24
7 8 9 10 11 12
13 14 15 16 17 18
25 26 27 28 29 30

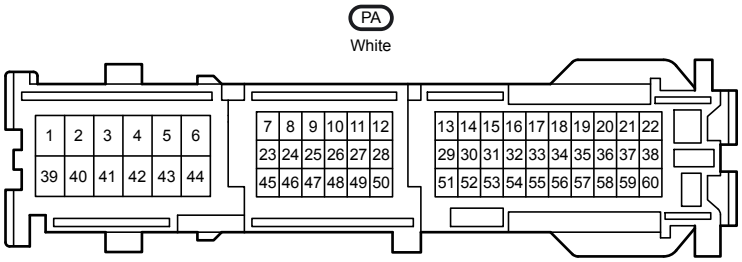
PA
White
1 2 3 4 5 6
39 40 41 42 43 44
7 8 9 10 11 12
23 24 25 26 27 28
45 46 47 48 49 50
13 14 15 16 17 18 19 20 21 22
29 30 31 32 33 34 35 36 37 38
51 52 53 54 55 56 57 58 59 60

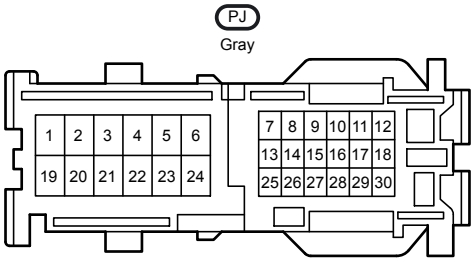
PJ
Gray
1 2 3 4 5 6
19 20 21 22 23 24
7 8 9 10 11 12
13 14 15 16 17 18
25 26 27 28 29 30

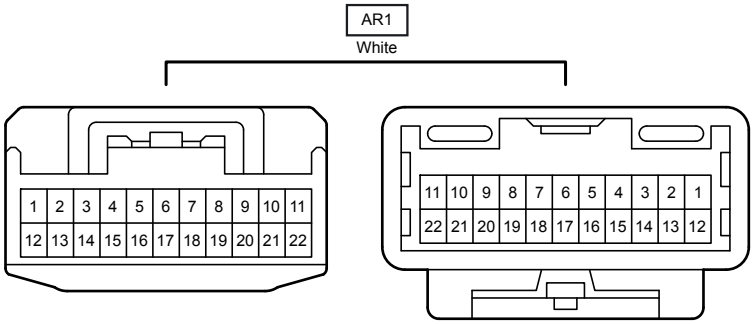
AR1
White
1 2 3 4 5 6 7 8 9 10 11
12 13 14 15 16 17 18 19 20 21 22
11 10 9 8 7 6 5 4 3 2 1
22 21 20 19 18 17 16 15 14 13 12

LR1
White

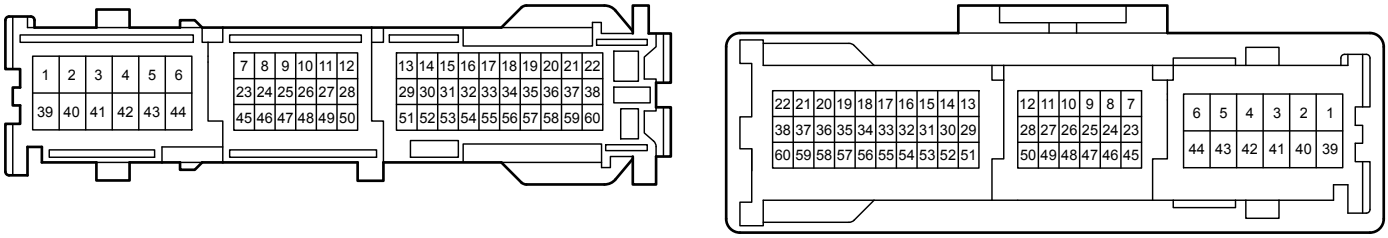

LS1
White

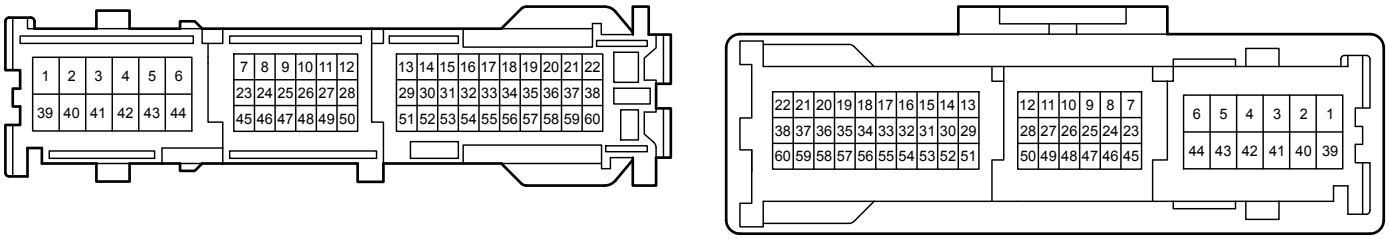

NR1
White

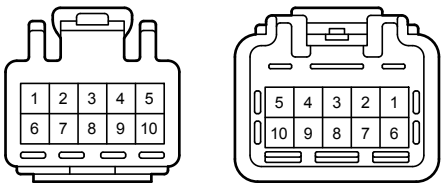

NR2
White

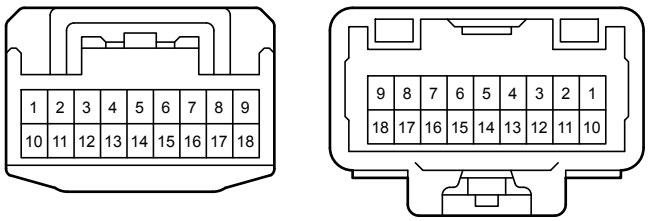

NR3
White

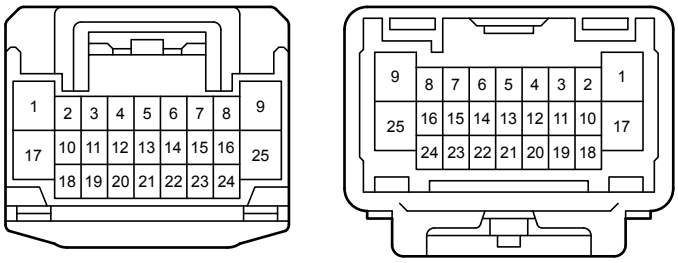

NS1
White

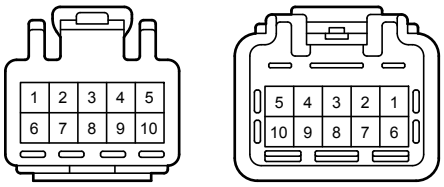

NS2
White

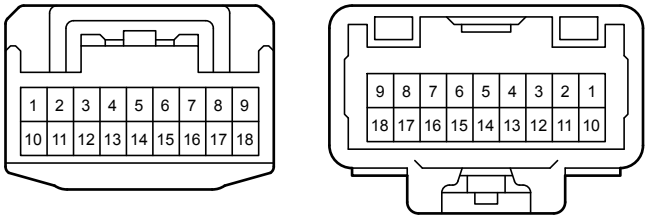

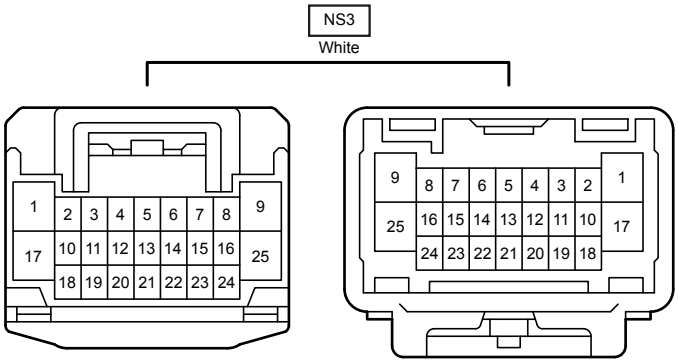
NS3
White
1 2 3 4 5 6 7 8 9
17 10 11 12 13 14 15 16 25
18 19 20 21 22 23 24
9 8 7 6 5 4 3 2 1
25 16 15 14 13 12 11 10 17
24 23 22 21 20 19 18

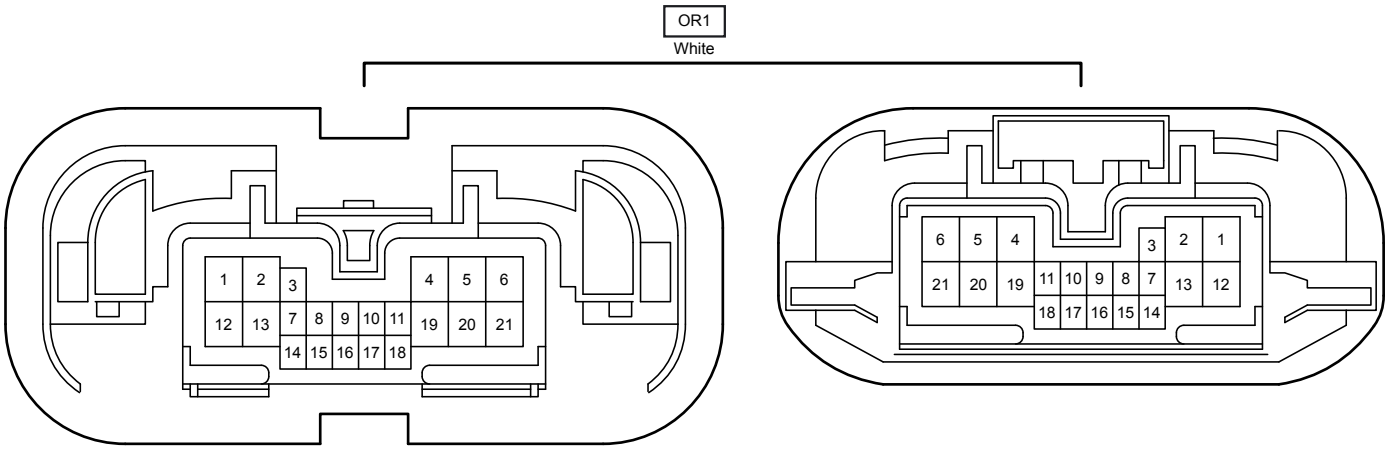
OR1
White
1 2 3 4 5 6
12 13 7 8 9 10 11 19 20 21
14 15 16 17 18
6 5 4 3 2 1
21 20 19 11 10 9 8 7 13 12
18 17 16 15 14

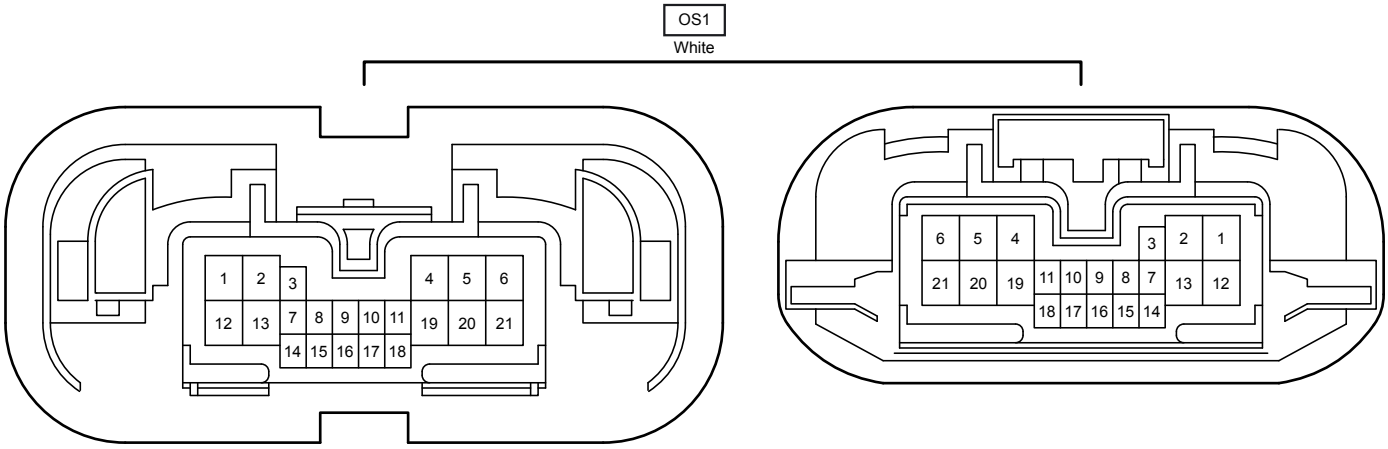
OS1
White
1 2 3 4 5 6
12 13 7 8 9 10 11 19 20 21
14 15 16 17 18
6 5 4 3 2 1
21 20 19 11 10 9 8 7 13 12
18 17 16 15 14

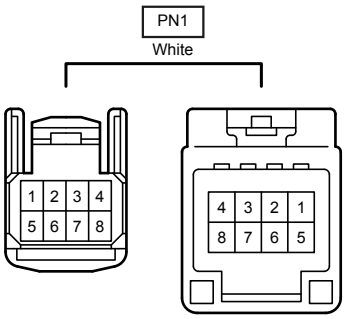
PN1
White
1 2 3 4
5 6 7 8
4 3 2 1
8 7 6 5

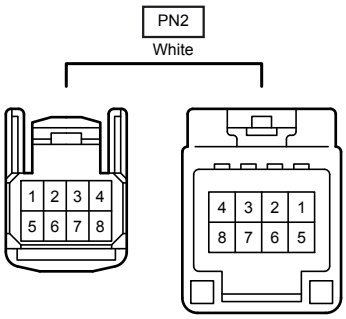
PN2
White
1 2 3 4
5 6 7 8
4 3 2 1
8 7 6 5