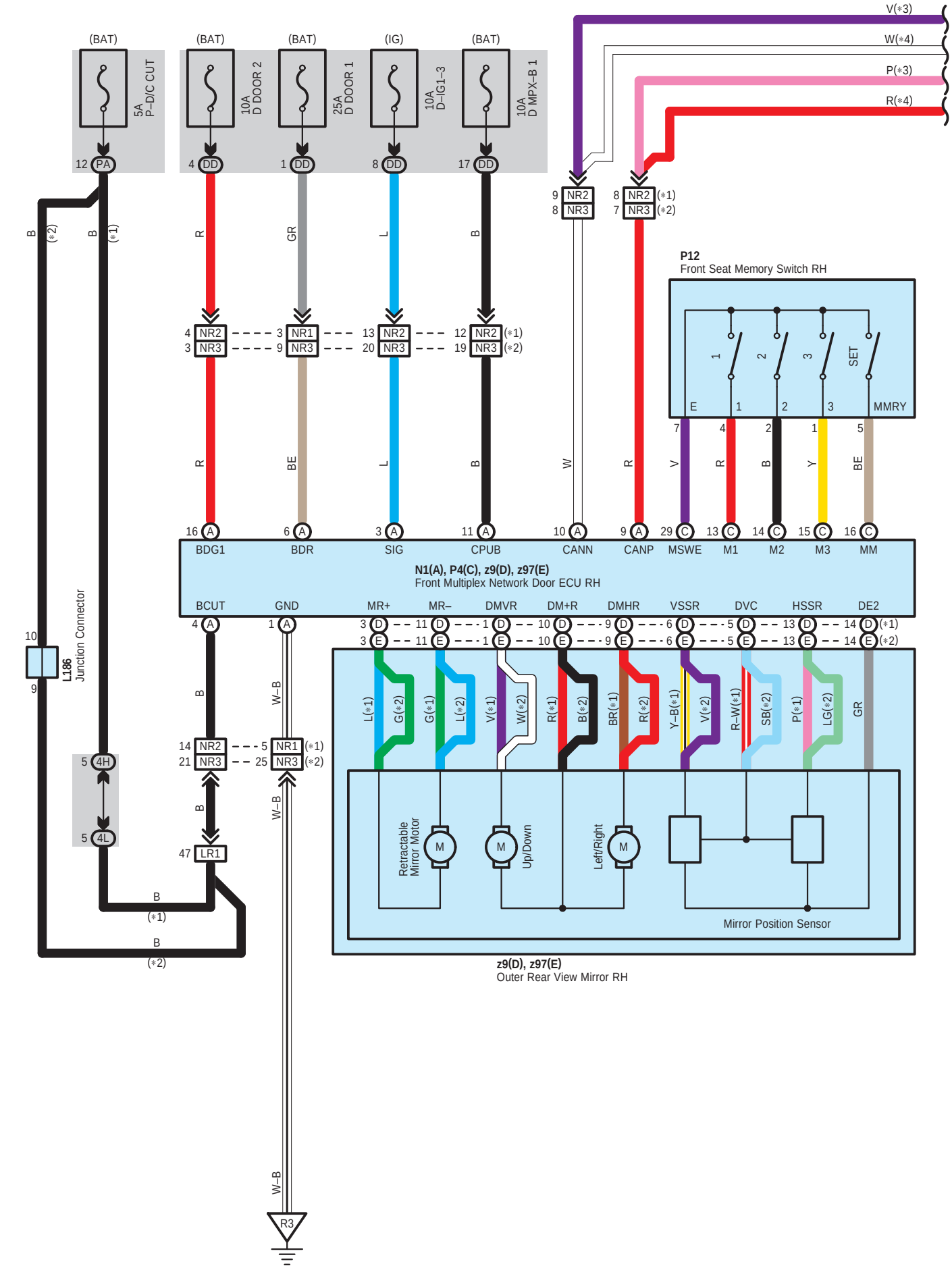
(BAT)
5A P–D/C CUT
(BAT)
10A D DOOR 2
(BAT)
25A D DOOR 1
(IG)
10A D–IG1–3
(BAT)
10A D MPX–B 1
V(*3)
W(*4)
P(*3)
R(*4)
P12
Front Seat Memory Switch RH
SET
MMRY
BDG1
BDR
SIG
CPUB
CANN
CANP
MSWE
M1
M2
M3
MM
N1(A), P4(C), z9(D), z97(E)
Front Multiplex Network Door ECU RH
BCUT
GND
MR+
MR–
DMVR
DM+R
DMHR
VSSR
DVC
HSSR
DE2
L186
Junction Connector
Retractable Mirror Motor
Up/Down
Left/Right
Mirror Position Sensor
z9(D), z97(E)
Outer Rear View Mirror RH
R3

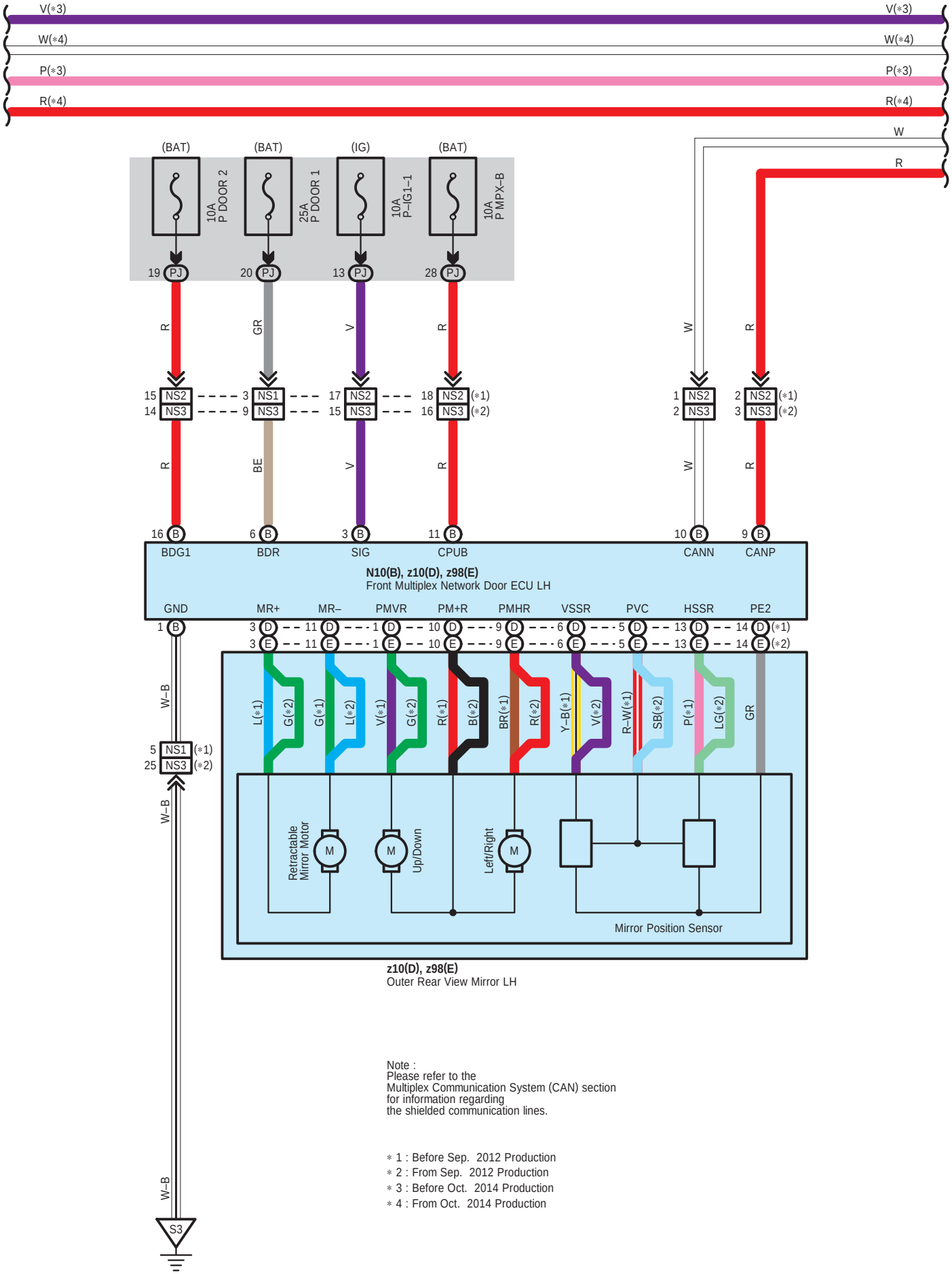

Note :
Please refer to the
Multiplex Communication System (CAN) section
for information regarding
the shielded communication lines.

* 1 : Before Sep. 2012 Production
* 2 : From Sep. 2012 Production
* 3 : Before Oct. 2014 Production
* 4 : From Oct. 2014 Production

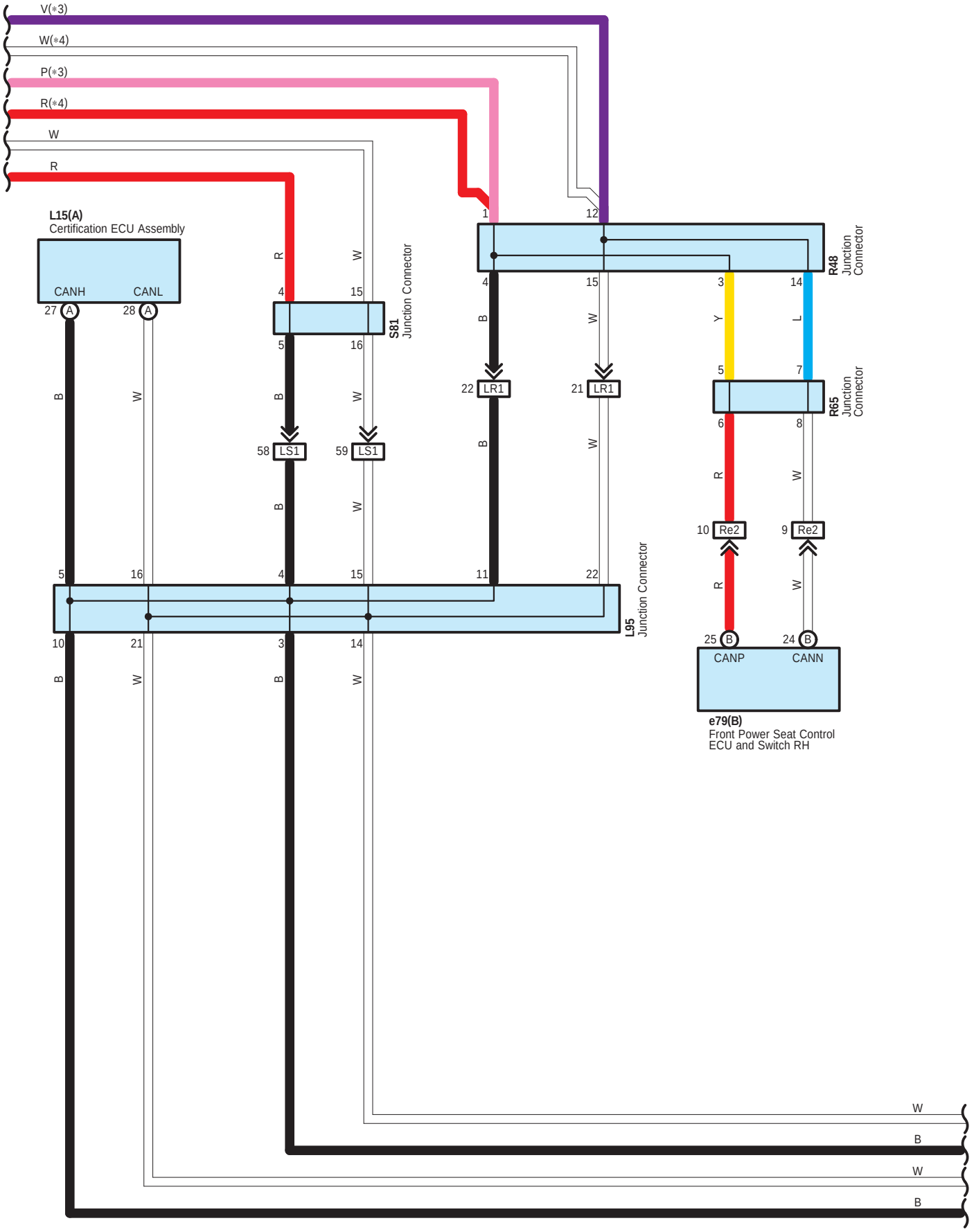
V(*3)
W(*4)
P(*3)
R(*4)
W
R
L15(A)
Certification ECU Assembly
CANH
CANL
27 A
28 A
S81
Junction Connector
R48
Junction Connector
R65
Junction Connector
L95
Junction Connector
LR1
LS1
Re2
CANP
CANN
e79(B)
Front Power Seat Control
ECU and Switch RH

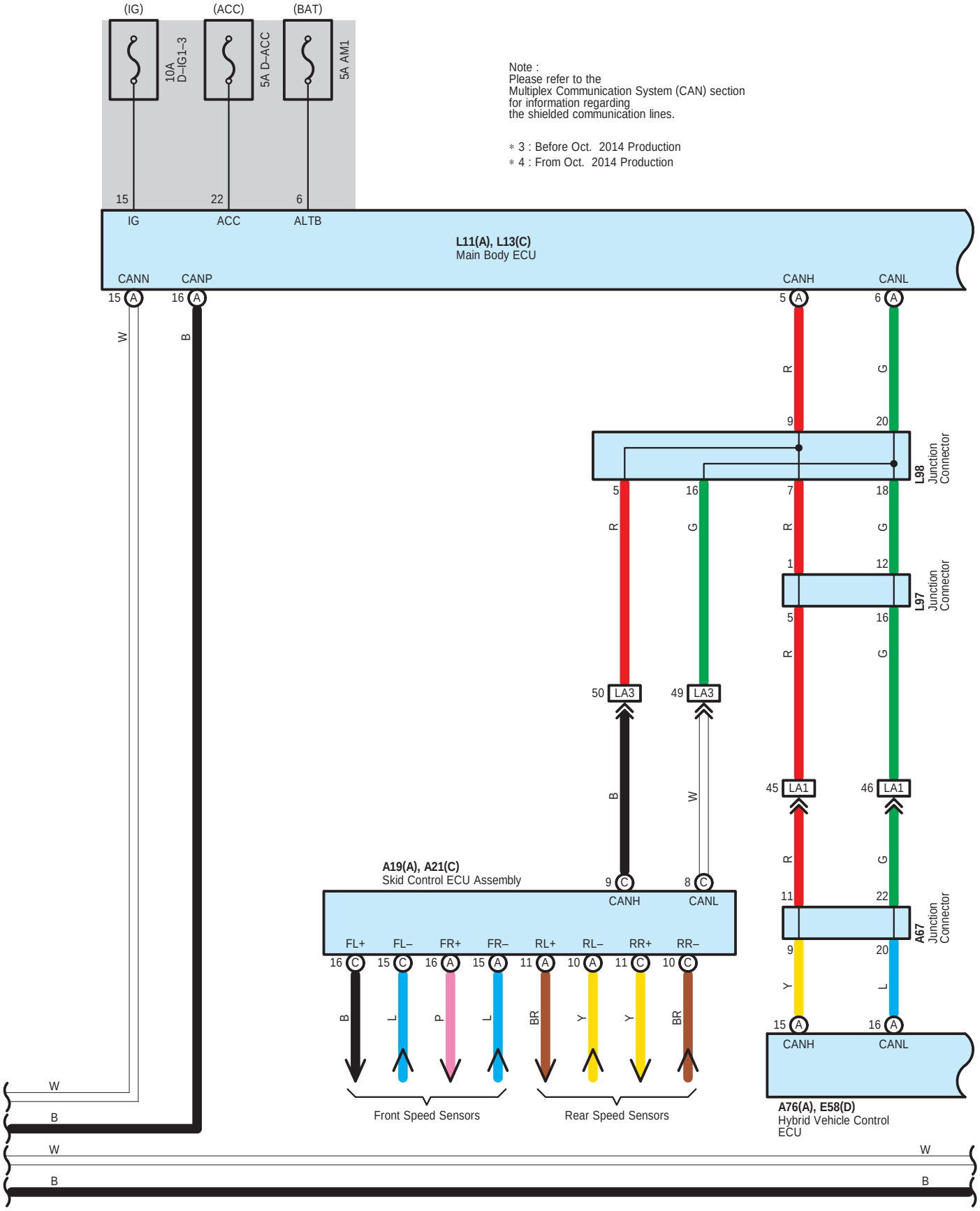
(IG)
(ACC)
(BAT)
10A D–IG1–3
5A D–ACC
5A AM1
15
22
6
IG
ACC
ALTB
Note :
Please refer to the
Multiplex Communication System (CAN) section
for information regarding
the shielded communication lines.
∗ 3 : Before Oct. 2014 Production
∗ 4 : From Oct. 2014 Production
L11(A), L13(C)
Main Body ECU
CANN
CANP
CANH
CANL
L98 Junction Connector
L97 Junction Connector
A67 Junction Connector
LA3
LA1
A19(A), A21(C)
Skid Control ECU Assembly
FL+
FL–
FR+
FR–
RL+
RL–
RR+
RR–
Front Speed Sensors
Rear Speed Sensors
A76(A), E58(D)
Hybrid Vehicle Control
ECU

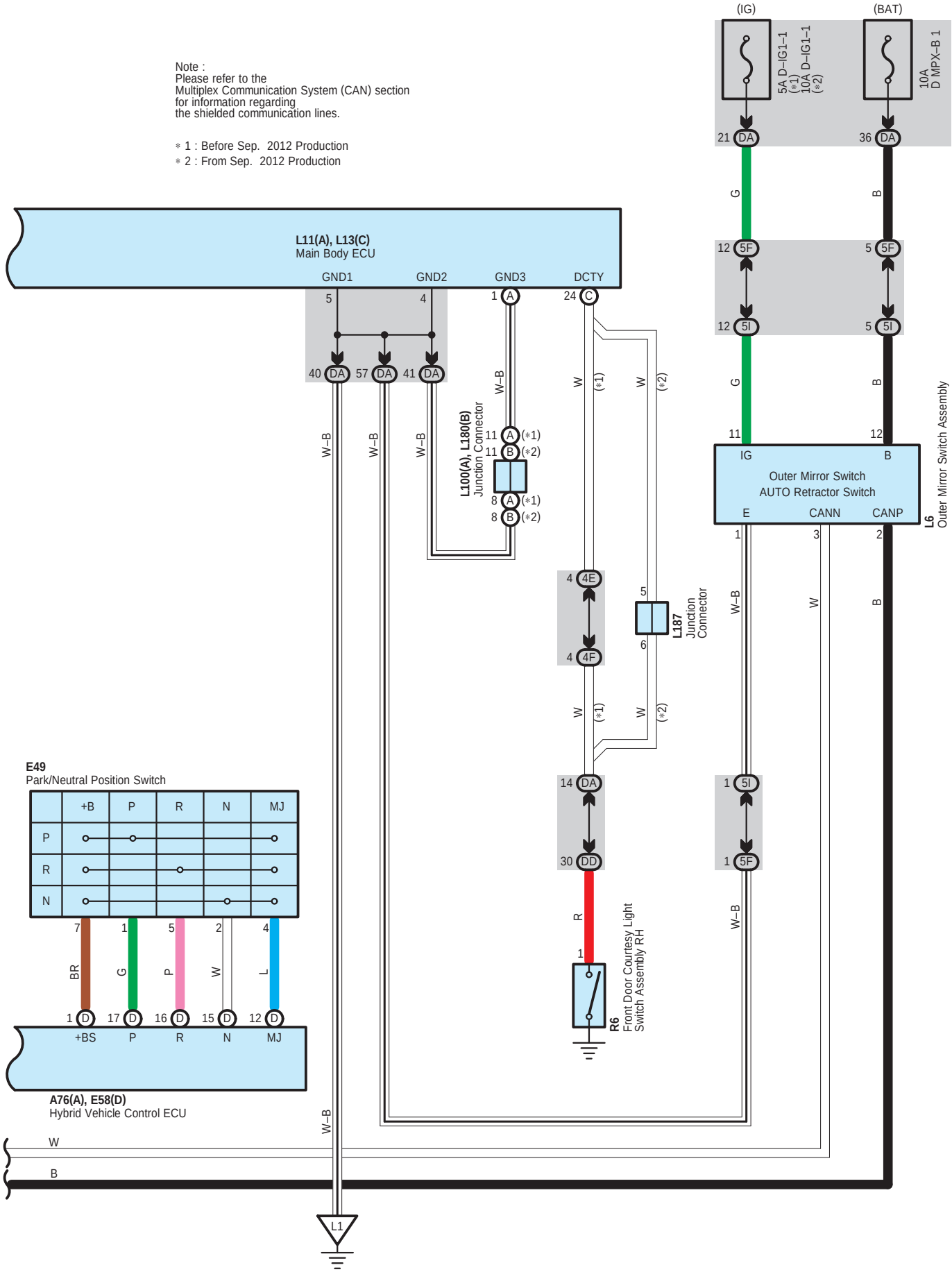
Note :
Please refer to the
Multiplex Communication System (CAN) section
for information regarding
the shielded communication lines.
∗ 1 : Before Sep. 2012 Production
∗ 2 : From Sep. 2012 Production
(IG)
(BAT)
5A D–IG1–1 (∗1)
10A D–IG1–1 (∗2)
10A D MPX–B 1
L11(A), L13(C)
Main Body ECU
GND1
GND2
GND3
DCTY
L100(A), L180(B)
Junction Connector
L187
Junction Connector
Outer Mirror Switch
AUTO Retractor Switch
IG
B
E
CANN
CANP
L6
Outer Mirror Switch Assembly
E49
Park/Neutral Position Switch
+B
P
R
N
MJ
R6
Front Door Courtesy Light Switch Assembly RH
A76(A), E58(D)
Hybrid Vehicle Control ECU
+BS
W–B
W
B
L1

A 19
Black

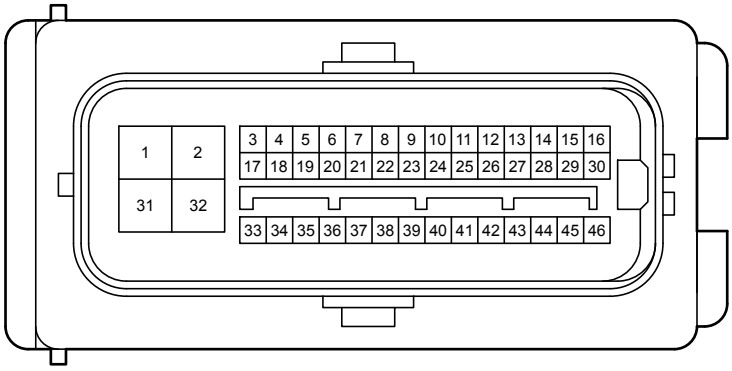

A 21
Gray

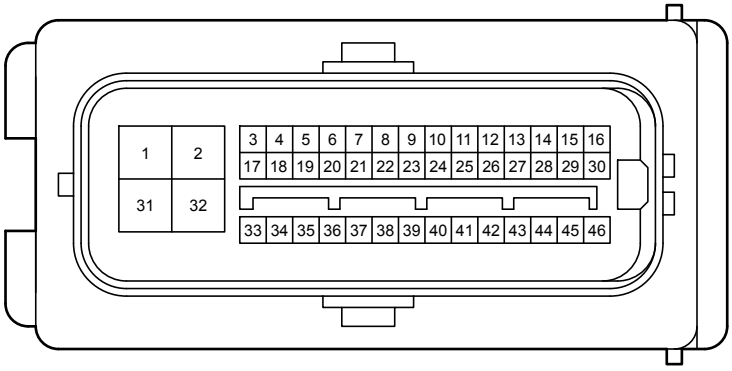

A 67
Black

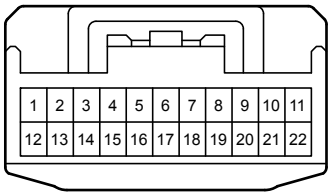

A 76
Gray

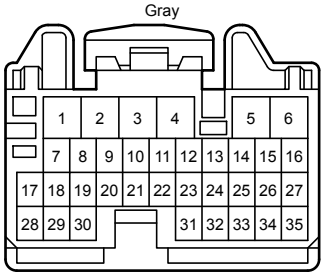

E 49
Gray

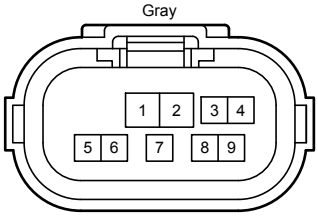

E 58
Gray

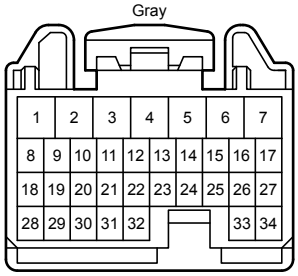

L 6
White



L 11
White

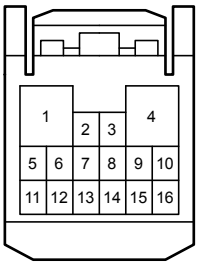

L 13
White

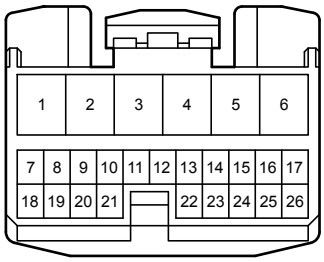

L 15
White

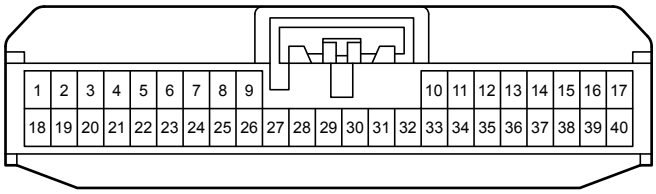

L 95
Gray

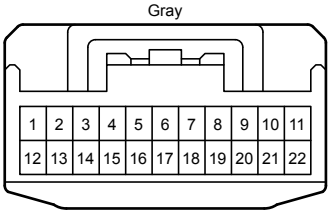

L 97
Black

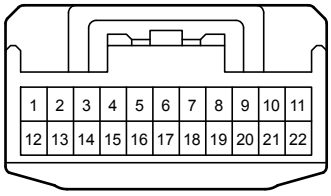

L 98
Gray

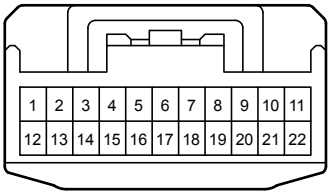

L100
Blue

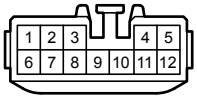

L180
Blue

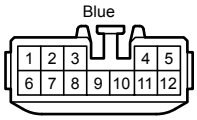

L186
Blue

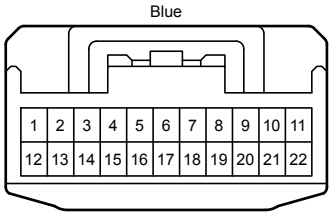

L187
Blue

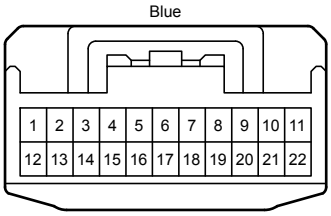

N 1
White

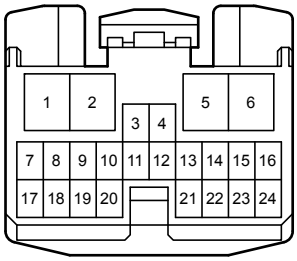

N 10
White

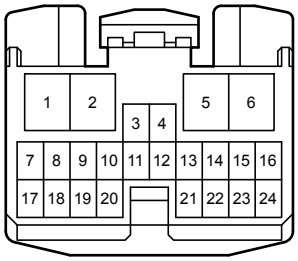

P 4
White

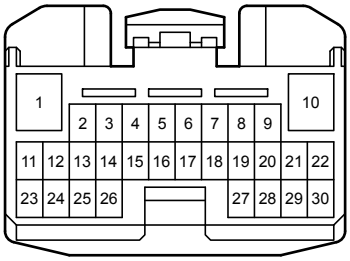

P 12
White

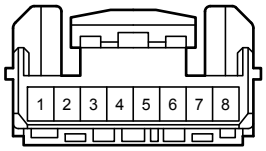

R 6
White

R 48
Black

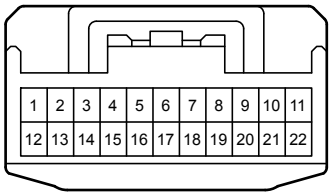

R 65
Dark Gray



S 81
Gray

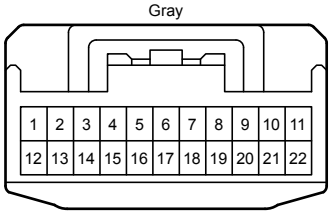

e 79
White

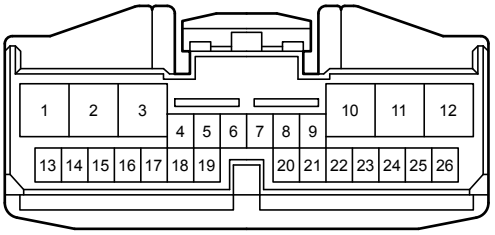

z 9
White

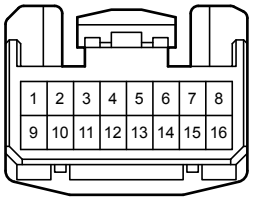

z 10
White

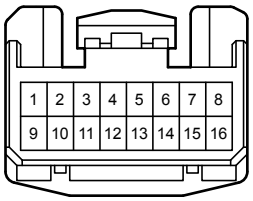

z 97
White

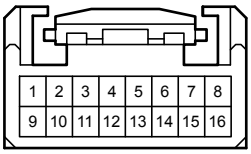

z 98
White

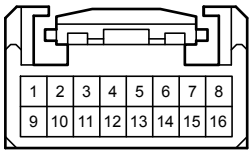

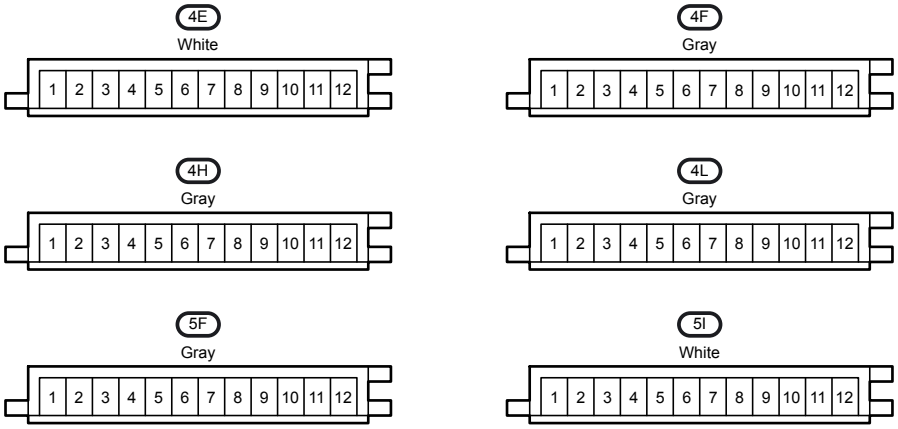
4E
White
1 2 3 4 5 6 7 8 9 10 11 12
4F
Gray
1 2 3 4 5 6 7 8 9 10 11 12
4H
Gray
1 2 3 4 5 6 7 8 9 10 11 12
4L
Gray
1 2 3 4 5 6 7 8 9 10 11 12
5F
Gray
1 2 3 4 5 6 7 8 9 10 11 12
5I
White
1 2 3 4 5 6 7 8 9 10 11 12

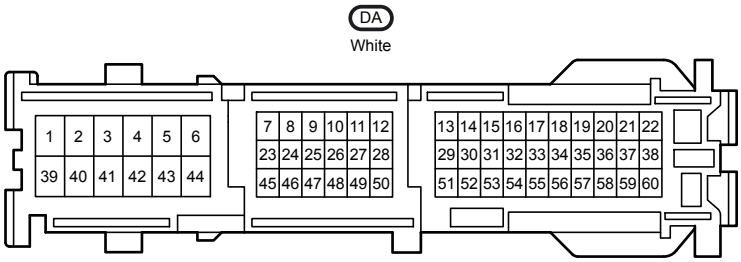
DA
White
1 2 3 4 5 6
39 40 41 42 43 44
7 8 9 10 11 12
23 24 25 26 27 28
45 46 47 48 49 50
13 14 15 16 17 18 19 20 21 22
29 30 31 32 33 34 35 36 37 38
51 52 53 54 55 56 57 58 59 60

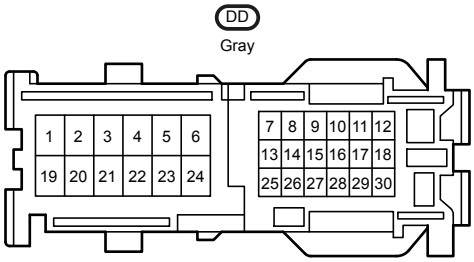
DD
Gray
1 2 3 4 5 6
19 20 21 22 23 24
7 8 9 10 11 12
13 14 15 16 17 18
25 26 27 28 29 30

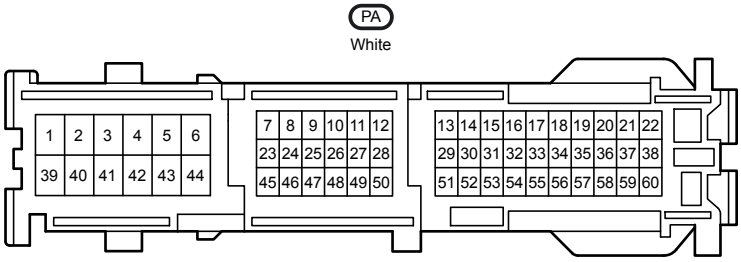
PA
White
1 2 3 4 5 6
39 40 41 42 43 44
7 8 9 10 11 12
23 24 25 26 27 28
45 46 47 48 49 50
13 14 15 16 17 18 19 20 21 22
29 30 31 32 33 34 35 36 37 38
51 52 53 54 55 56 57 58 59 60

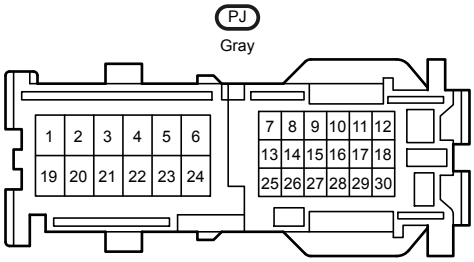
PJ
Gray
1 2 3 4 5 6
19 20 21 22 23 24
7 8 9 10 11 12
13 14 15 16 17 18
25 26 27 28 29 30

LA1
White

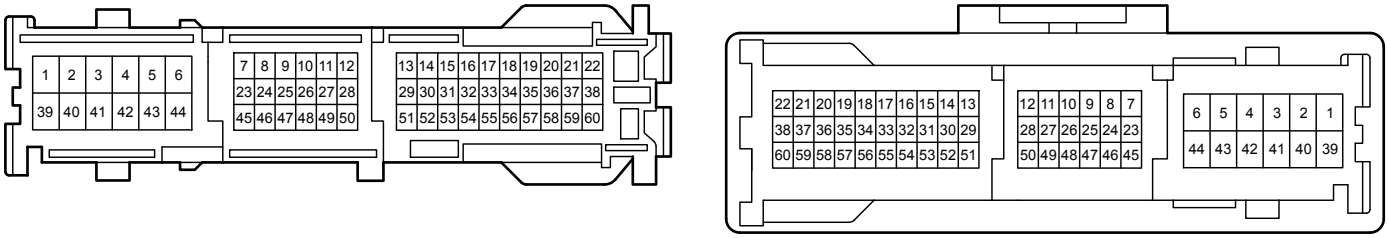

LA3
White

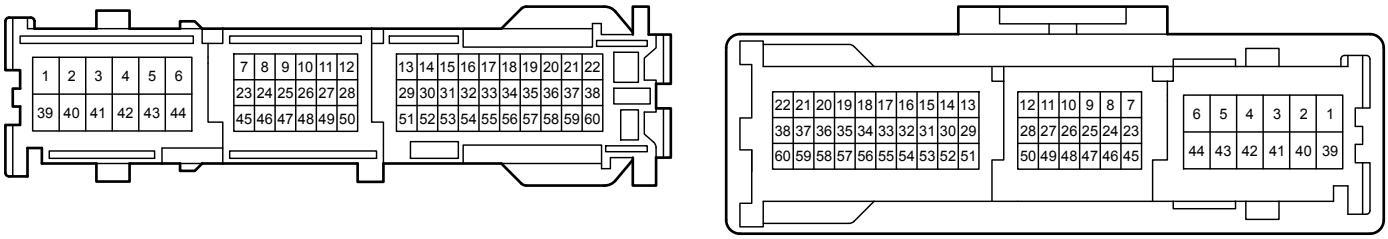

LR1
White

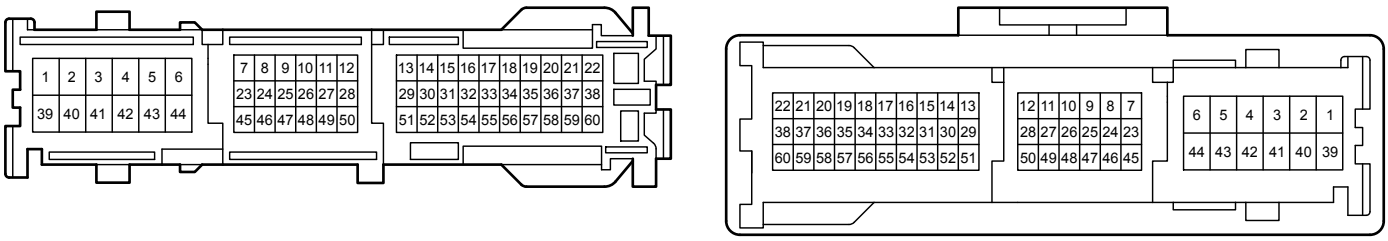

LS1
White

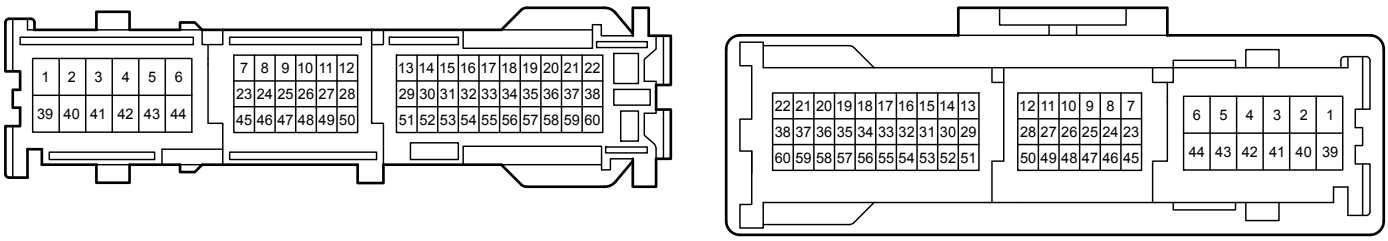

NR1
White

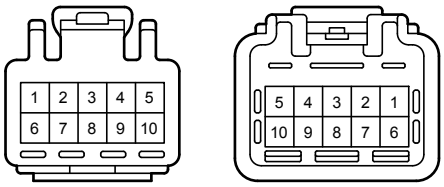

NR2
White

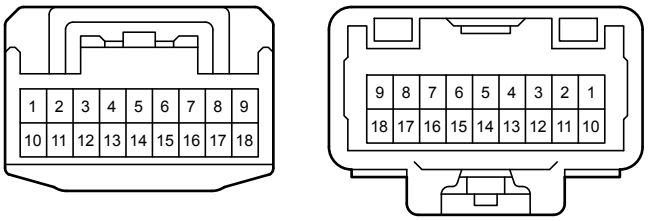

NR3
White

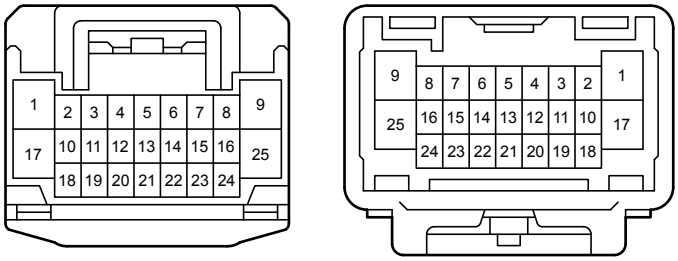

NS1
White

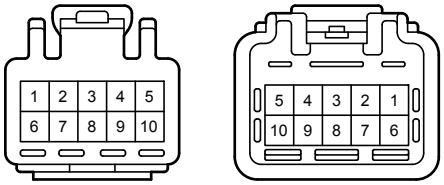

NS2
White

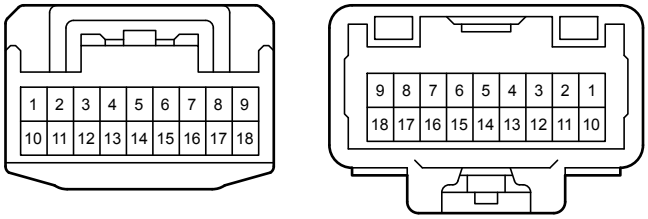

NS3
White

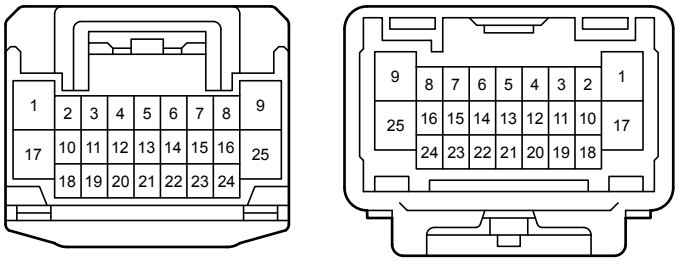
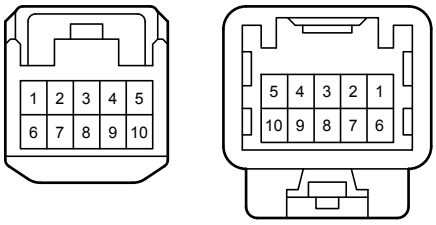
Re2
White