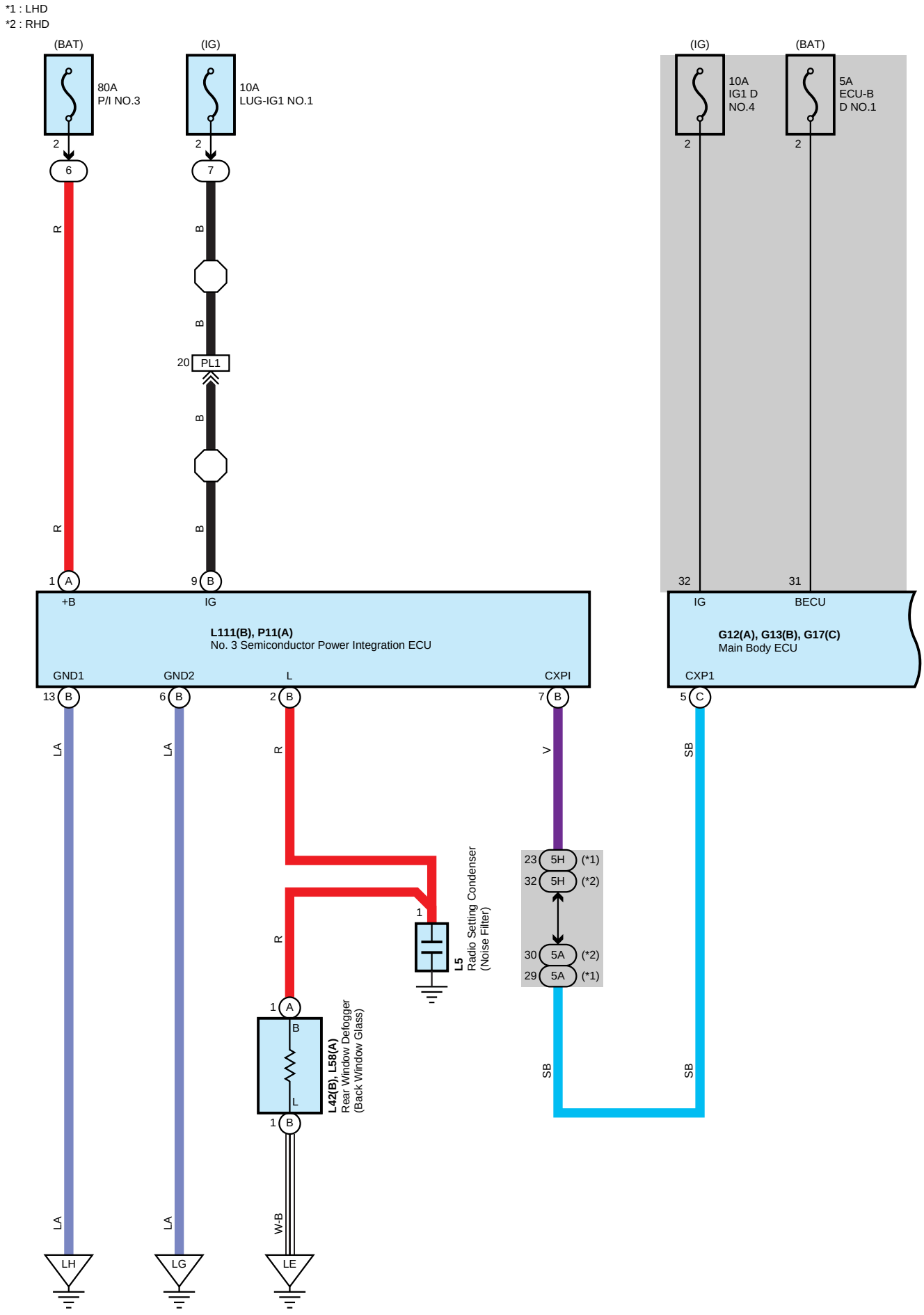
*1 : LHD
*2 : RHD
(BAT)
80A
P/I NO.3
(IG)
10A
LUG-IG1 NO.1
(IG)
10A
IG1 D
NO.4
(BAT)
5A
ECU-B
D NO.1
PL1
+B
IG
IG
BECU
L111(B), P11(A)
No. 3 Semiconductor Power Integration ECU
G12(A), G13(B), G17(C)
Main Body ECU
GND1
GND2
L
CXPI
CXP1
L5
Radio Setting Condenser
(Noise Filter)
L42(B), L58(A)
Rear Window Defogger
(Back Window Glass)
LH
LG
LE

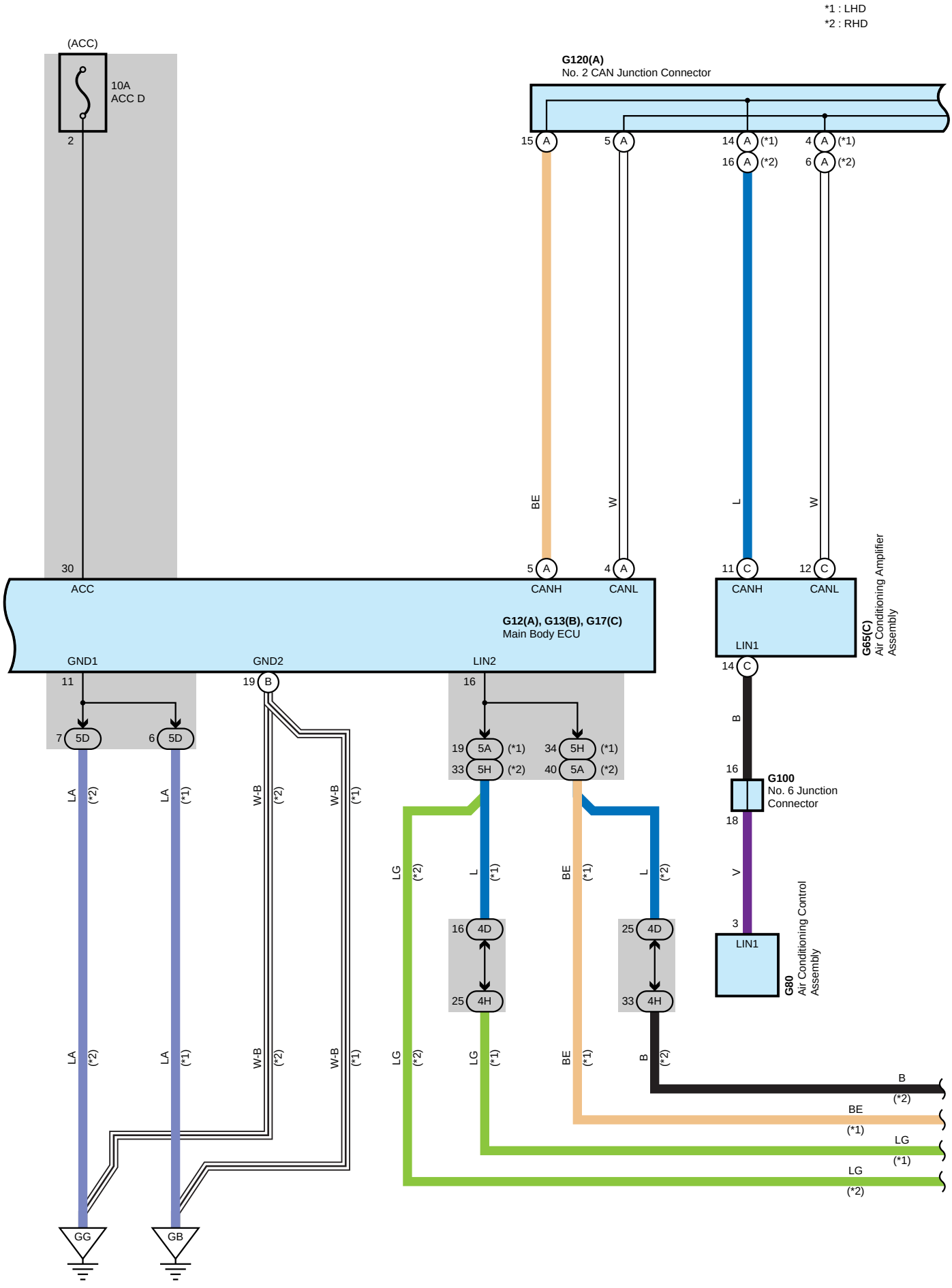
*1 : LHD
*2 : RHD
(ACC)
10A
ACC D
2
30
ACC
G120(A)
No. 2 CAN Junction Connector
15 A
5 A
14 A (*1)
16 A (*2)
4 A (*1)
6 A (*2)
BE
W
L
W
5 A
4 A
11 C
12 C
CANH
CANL
CANH
CANL
G12(A), G13(B), G17(C)
Main Body ECU
LIN1
G65(C)
Air Conditioning Amplifier Assembly
14 C
B
16
G100
No. 6 Junction Connector
18
V
3
LIN1
G80
Air Conditioning Control Assembly
GND1
GND2
LIN2
11
19 B
16
7 5D
6 5D
19 5A (*1)
33 5H (*2)
34 5H (*1)
40 5A (*2)
LA (*2)
LA (*1)
W-B (*2)
W-B (*1)
LG (*2)
L (*1)
BE (*1)
L (*2)
16 4D
25 4H
25 4D
33 4H
LA (*2)
LA (*1)
W-B (*2)
W-B (*1)
LG (*2)
LG (*1)
BE (*1)
B (*2)
B (*2)
BE (*1)
LG (*1)
LG (*2)
GG
GB

*1 : LHD
*2 : RHD

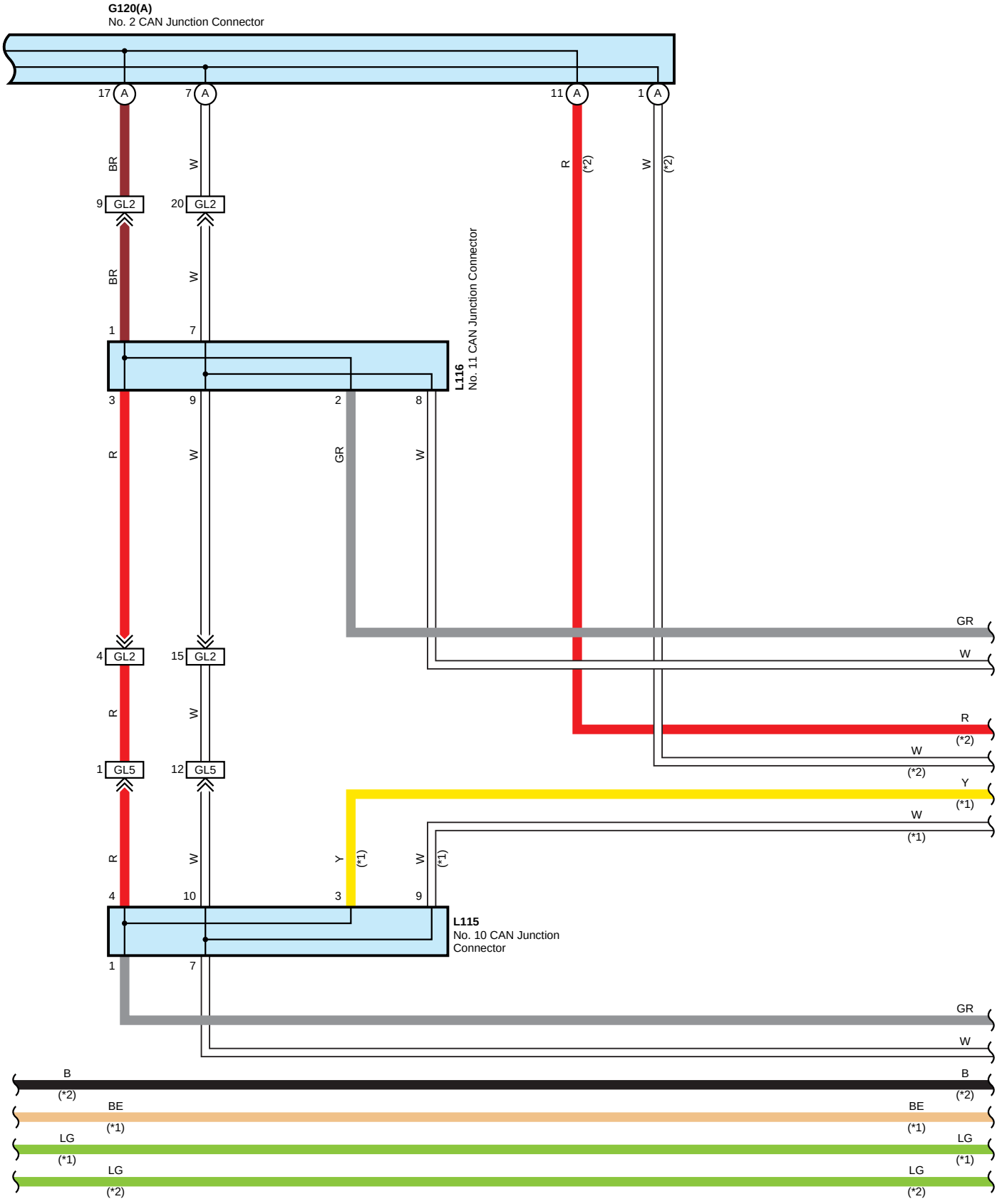
G120(A)
No. 2 CAN Junction Connector
17 A
7 A
11 A
1 A
BR
W
R
(*2)
W
(*2)
9 GL2
20 GL2
BR
W
1
7
L116
No. 11 CAN Junction Connector
3
9
2
8
R
W
GR
W
GR
W
4 GL2
15 GL2
R
W
R
(*2)
W
(*2)
1 GL5
12 GL5
Y
(*1)
W
(*1)
R
W
Y
(*1)
W
(*1)
4
10
3
9
L115
No. 10 CAN Junction Connector
1
7
GR
W
B
(*2)
B
(*2)
BE
(*1)
BE
(*1)
LG
(*1)
LG
(*1)
LG
(*2)
LG
(*2)

*1 : LHD
*2 : RHD

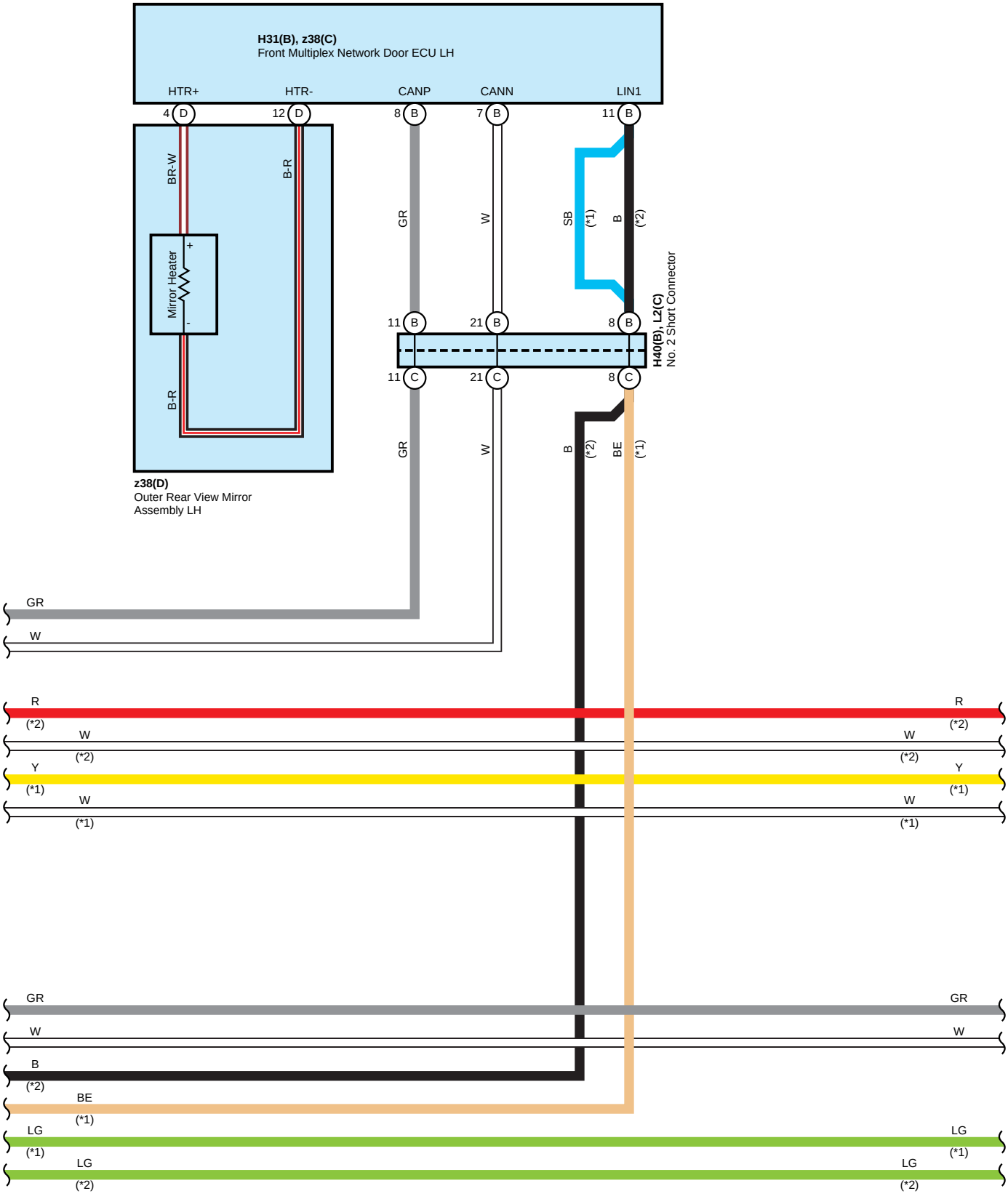
H31(B), z38(C)
Front Multiplex Network Door ECU LH
HTR+
HTR-
CANP
CANN
LIN1
4 D
12 D
8 B
7 B
11 B
BR-W
B-R
GR
W
SB
(*1)
B
(*2)
Mirror Heater
+
-
11 B
21 B
8 B
H40(B), L2(C)
No. 2 Short Connector
11 C
21 C
8 C
B-R
GR
W
B
(*2)
BE
(*1)
z38(D)
Outer Rear View Mirror
Assembly LH
GR
W
R
(*2)
W
(*2)
Y
(*1)
W
(*1)
R
(*2)
W
(*2)
Y
(*1)
W
(*1)
GR
W
B
(*2)
BE
(*1)
LG
(*1)
LG
(*2)
GR
W
LG
(*1)
LG
(*2)

*1 : LHD
*2 : RHD

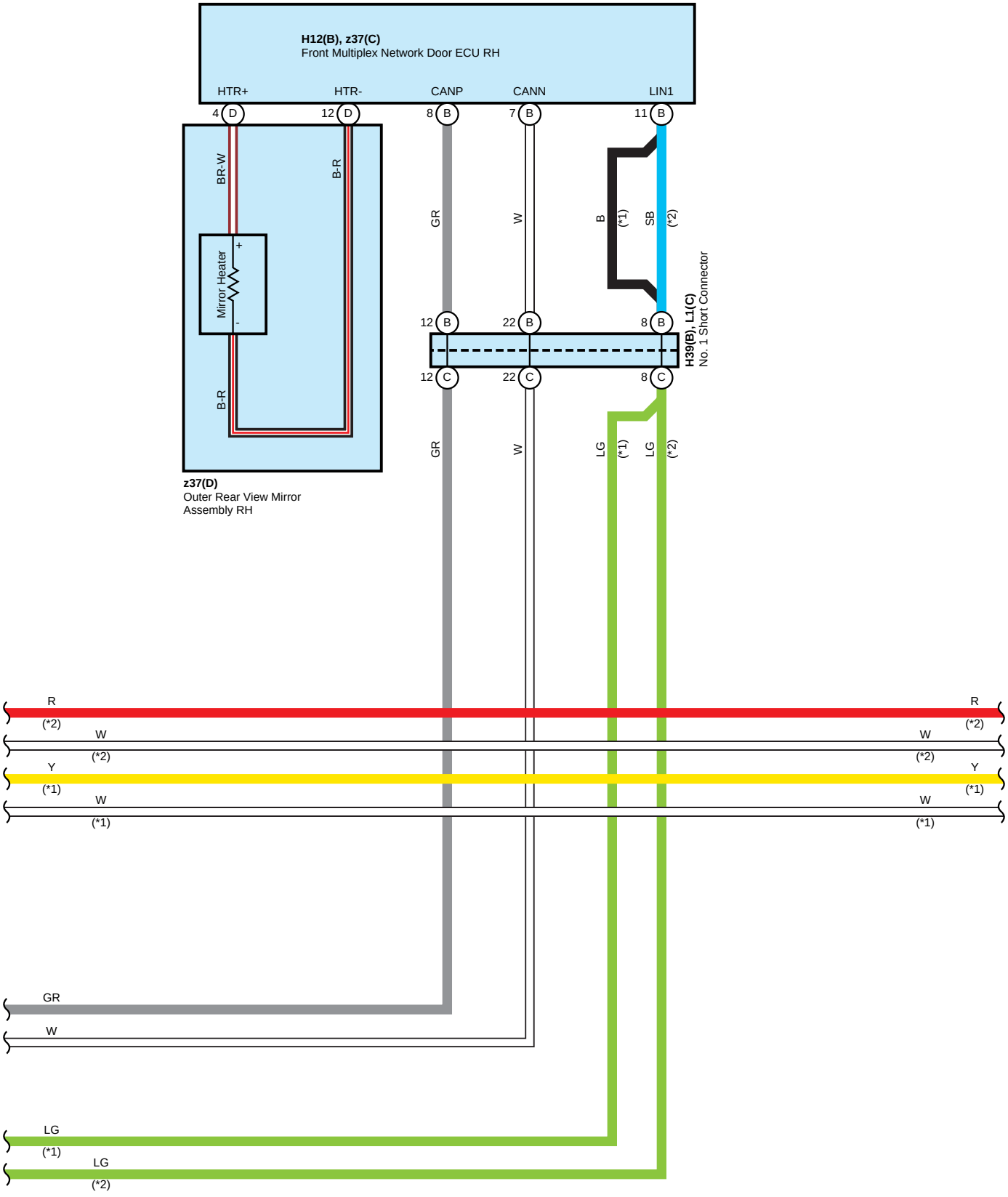
H12(B), z37(C)
Front Multiplex Network Door ECU RH
HTR+
HTR-
CANP
CANN
LIN1
4 D
12 D
8 B
7 B
11 B
BR-W
B-R
GR
W
B
(*1)
SB
(*2)
Mirror Heater
+
-
12 B
22 B
8 B
H39(B), L1(C)
No. 1 Short Connector
12 C
22 C
8 C
B-R
GR
W
LG
(*1)
LG
(*2)
z37(D)
Outer Rear View Mirror
Assembly RH
R
(*2)
W
(*2)
Y
(*1)
W
(*1)
GR
W
LG
(*1)
LG
(*2)

*1 : LHD
*2 : RHD

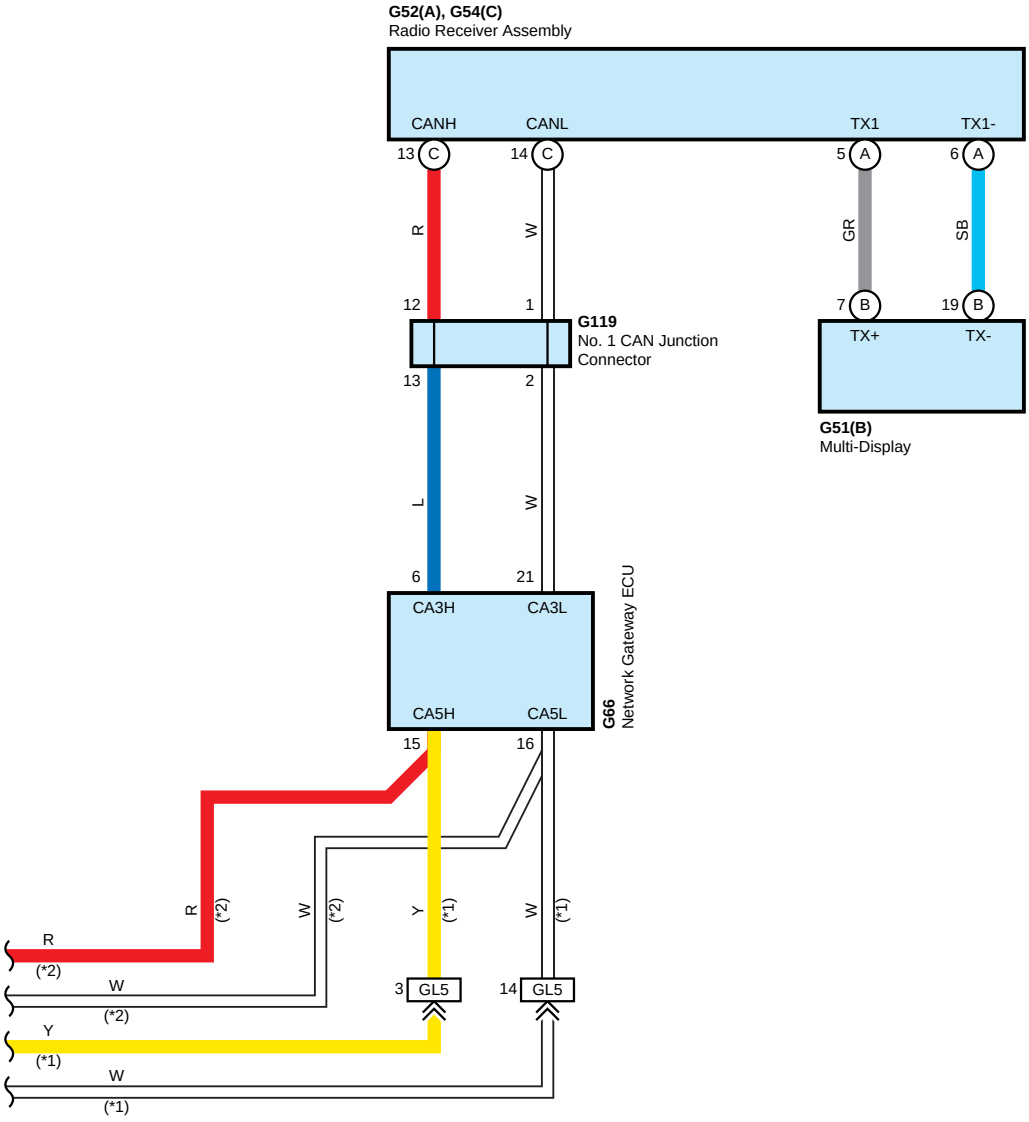
G52(A), G54(C)
Radio Receiver Assembly
CANH
CANL
TX1
TX1-
13 C
14 C
5 A
6 A
R
W
GR
SB
12
1
7 B
19 B
G119
No. 1 CAN Junction Connector
TX+
TX-
13
2
G51(B)
Multi-Display
L
W
6
21
CA3H
CA3L
CA5H
CA5L
G66
Network Gateway ECU
15
16
R (*2)
W (*2)
Y (*1)
W (*1)
R (*2)
W (*2)
Y (*1)
W (*1)
3 GL5
14 GL5

G12
Black

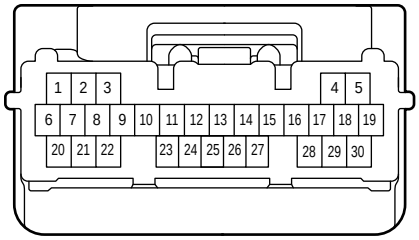

90980-12C62

G13
Black

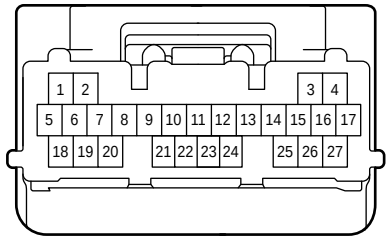

90980-12C63

G17
Black

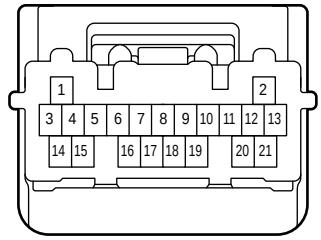

90980-12C61

G51
Black

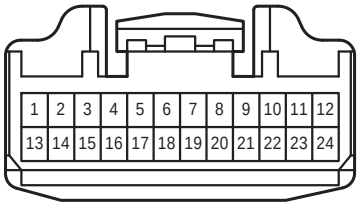

90980-12554

G52
White

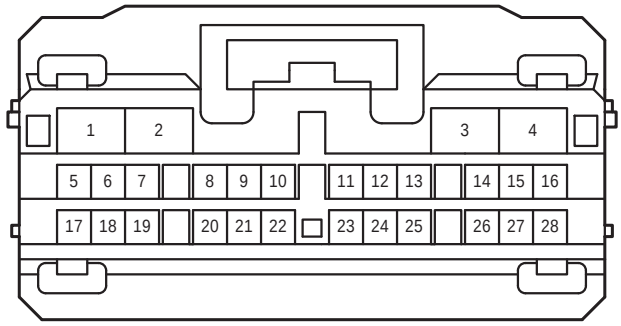

82824-52380

G54
White

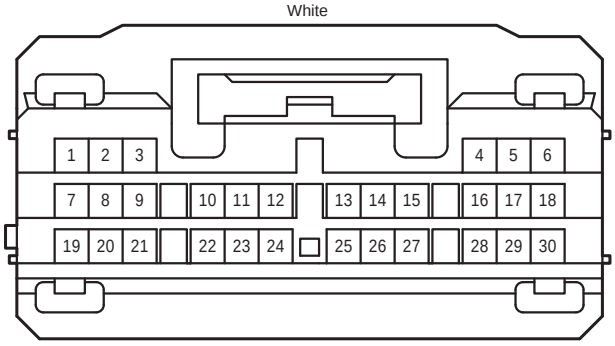

90980-12761

G65
White

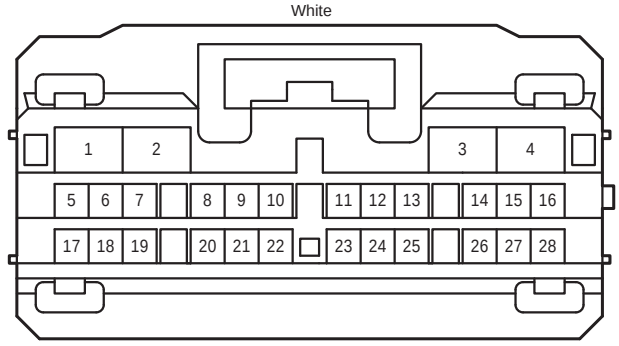

90980-12760

G66
Black

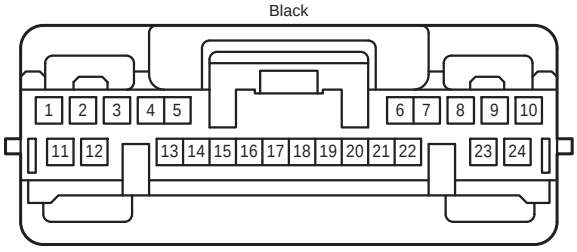

90980-12912

G80
White

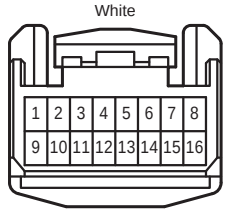

90980-12553

G100
Black

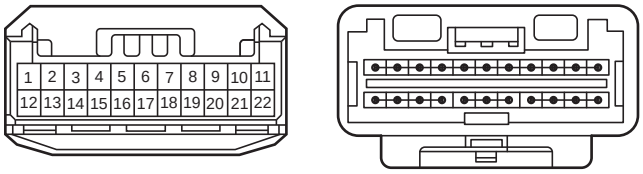

90980-12B54

G119
Blue

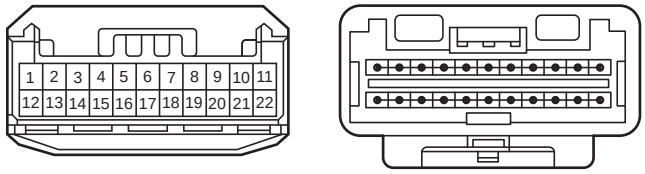

90980-12B54

G120
White



90980-12A58

H12
White

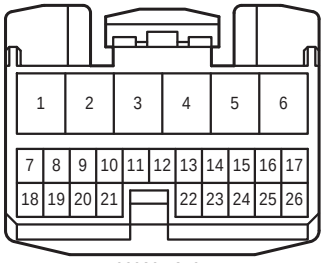

90980-12561

H31
White

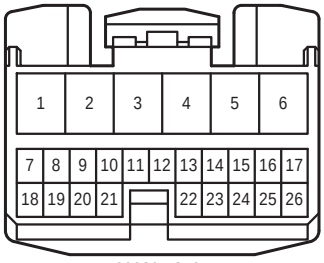

90980-12561

H39
White

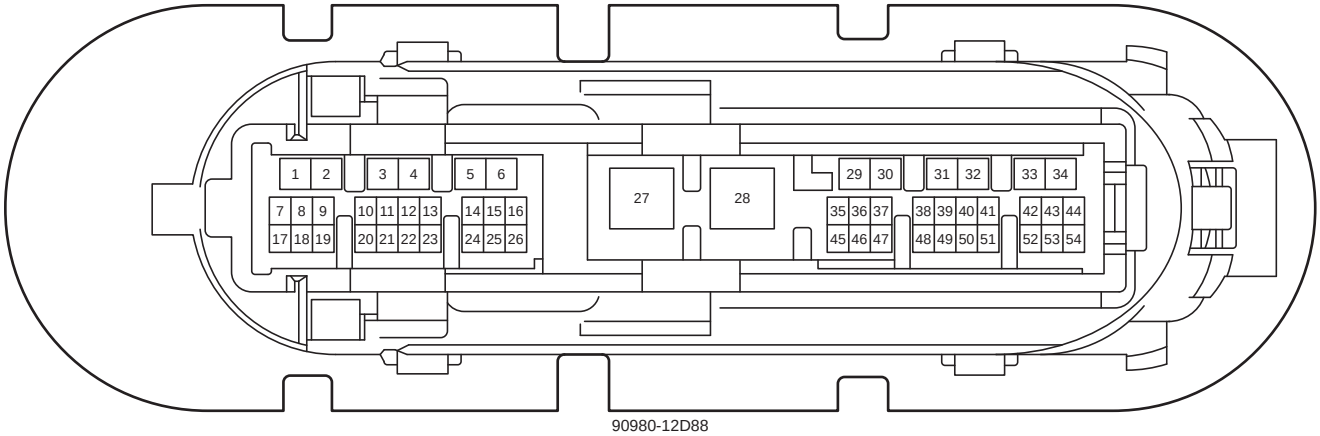

90980-12D88

H40
White

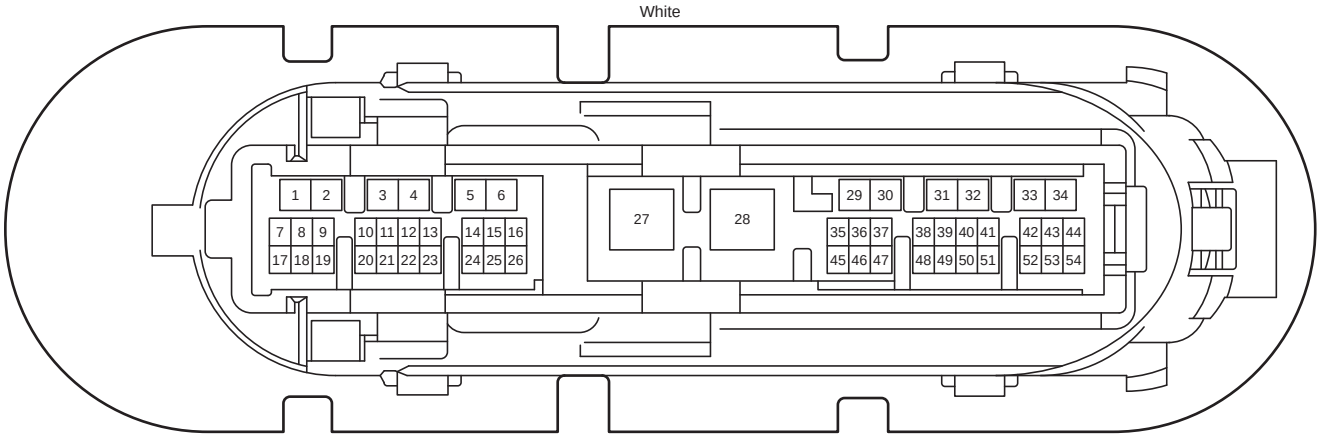

90980-12D88

L1
Yellow

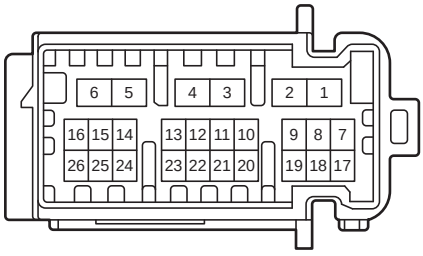

90980-12D87

L2
Yellow

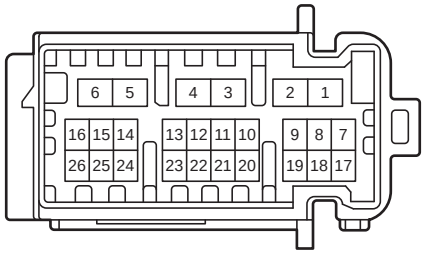

90980-12D87

L5
Black

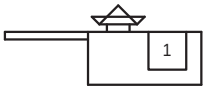

90980-04200

L42
White

90980-10914

L58
White

90980-10913

L111
Black

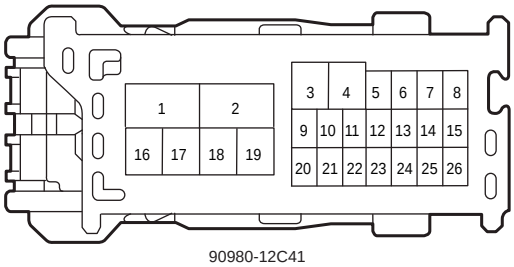

90980-12C41

L115
White

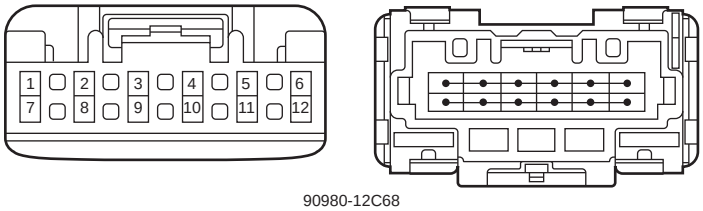

90980-12C68

L116
White

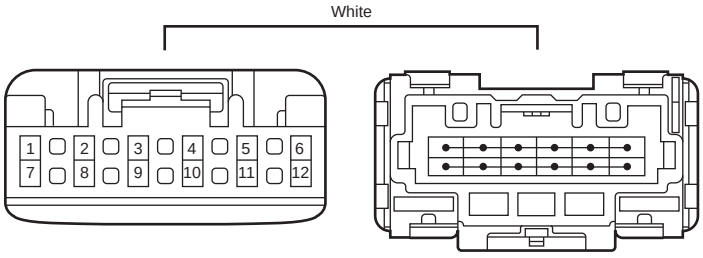

90980-12C68

P11
Black

90980-10995

z37
White

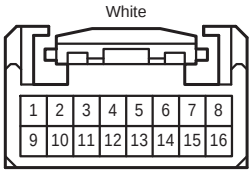

90980-12156

z38
White

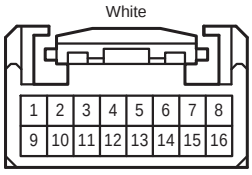

90980-12156

4D
White

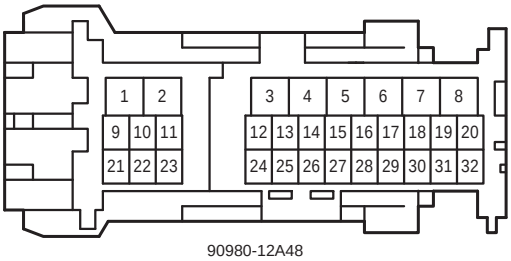

90980-12A48

4H
White

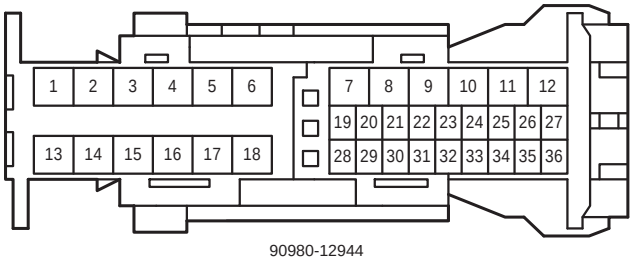

90980-12944

5A
White

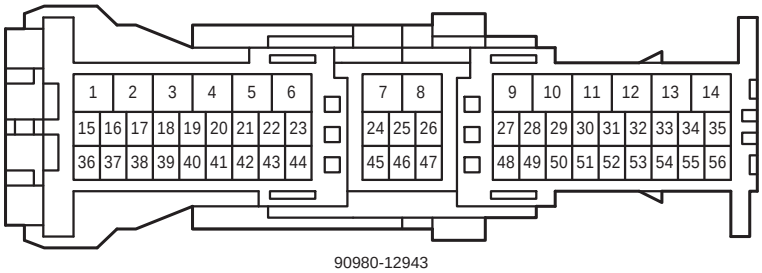

90980-12943

5D
White

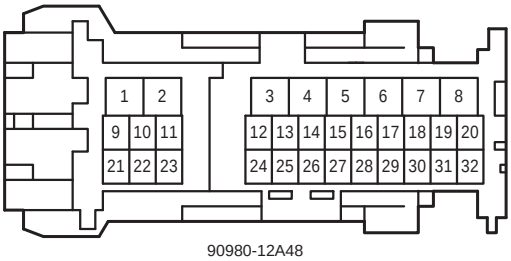

90980-12A48

5H
White

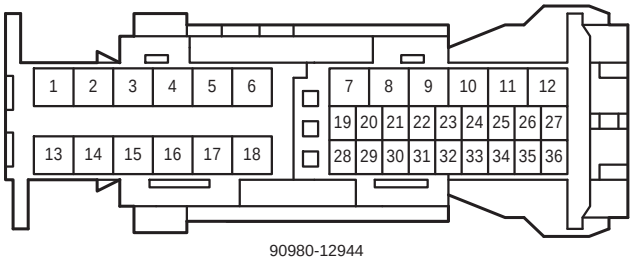

90980-12944

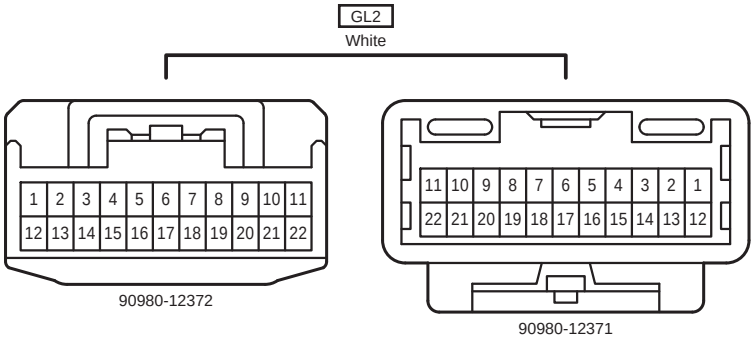
GL2
White
1 2 3 4 5 6 7 8 9 10 11
12 13 14 15 16 17 18 19 20 21 22
90980-12372
11 10 9 8 7 6 5 4 3 2 1
22 21 20 19 18 17 16 15 14 13 12
90980-12371

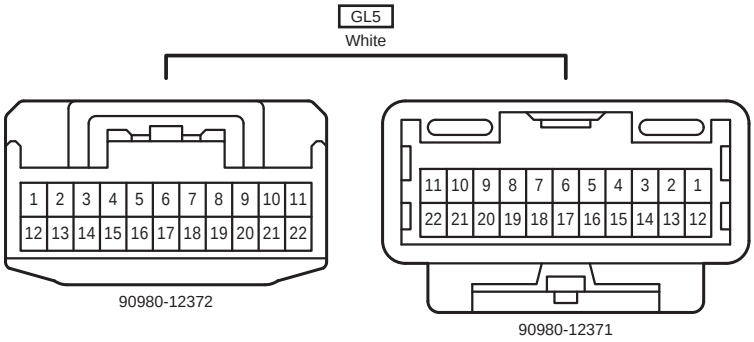
GL5
White
1 2 3 4 5 6 7 8 9 10 11
12 13 14 15 16 17 18 19 20 21 22
90980-12372
11 10 9 8 7 6 5 4 3 2 1
22 21 20 19 18 17 16 15 14 13 12
90980-12371

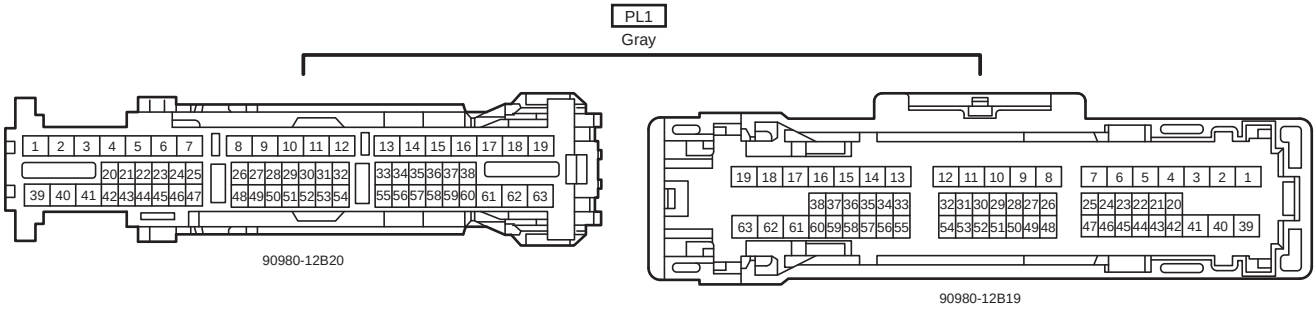
PL1
Gray
1 2 3 4 5 6 7 8 9 10 11 12 13 14 15 16 17 18 19
20 21 22 23 24 25 26 27 28 29 30 31 32 33 34 35 36 37 38
39 40 41 42 43 44 45 46 47 48 49 50 51 52 53 54 55 56 57 58 59 60 61 62 63
90980-12B20
19 18 17 16 15 14 13 12 11 10 9 8 7 6 5 4 3 2 1
38 37 36 35 34 33 32 31 30 29 28 27 26 25 24 23 22 21 20
63 62 61 60 59 58 57 56 55 54 53 52 51 50 49 48 47 46 45 44 43 42 41 40 39
90980-12B19