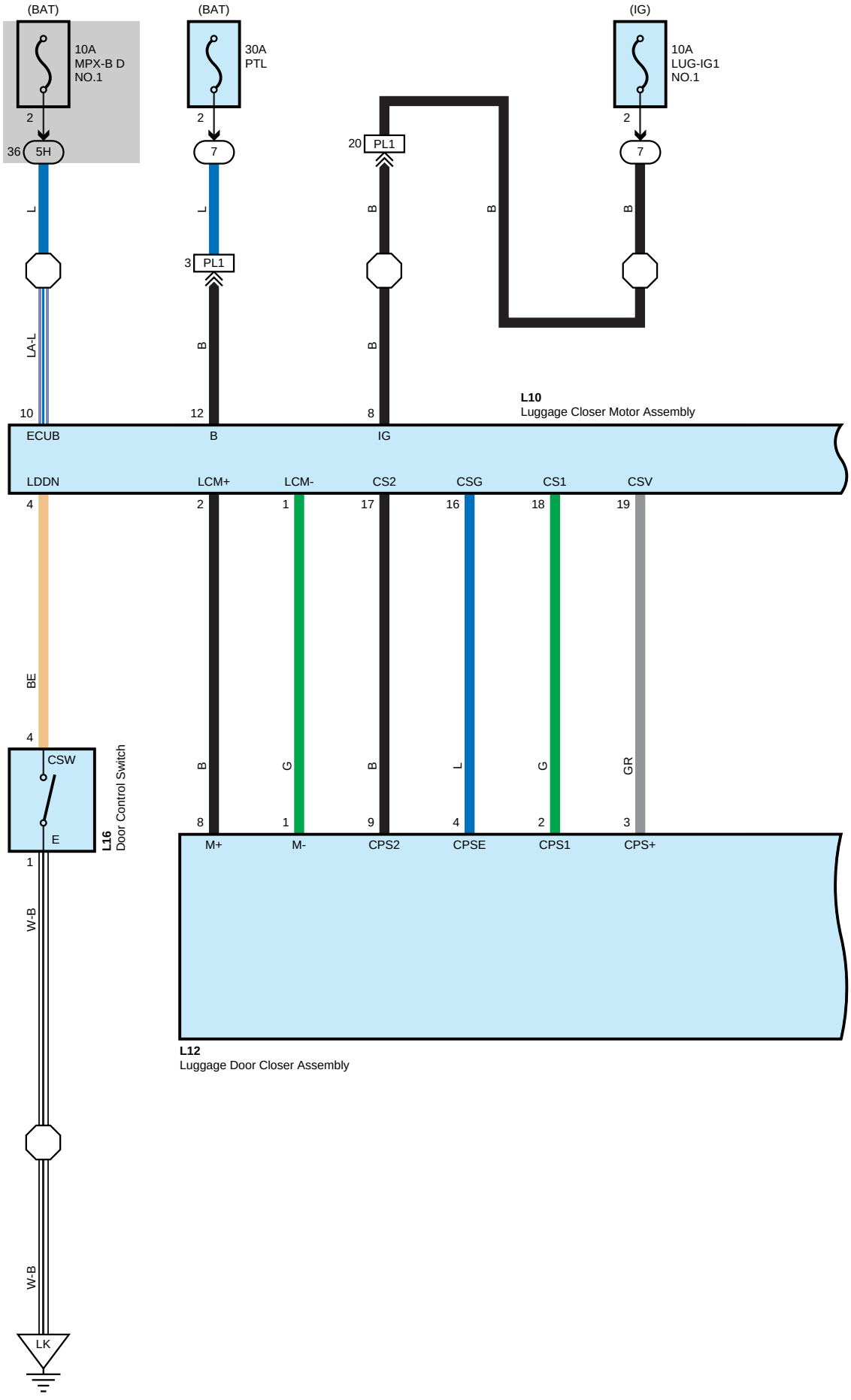
(BAT)
10A
MPX-B D
NO.1
2
36
5H
L
LA-L
10
(BAT)
30A
PTL
2
7
L
3
PL1
B
12
(IG)
10A
LUG-IG1
NO.1
2
7
B
20
PL1
B
B
B
8
L10
Luggage Closer Motor Assembly
ECUB
B
IG
LDDN
LCM+
LCM-
CS2
CSG
CS1
CSV
4
2
1
17
16
18
19
BE
4
CSW
E
L16
Door Control Switch
1
W-B
B
G
B
L
G
GR
8
1
9
4
2
3
M+
M-
CPS2
CPSE
CPS1
CPS+
L12
Luggage Door Closer Assembly
W-B
LK

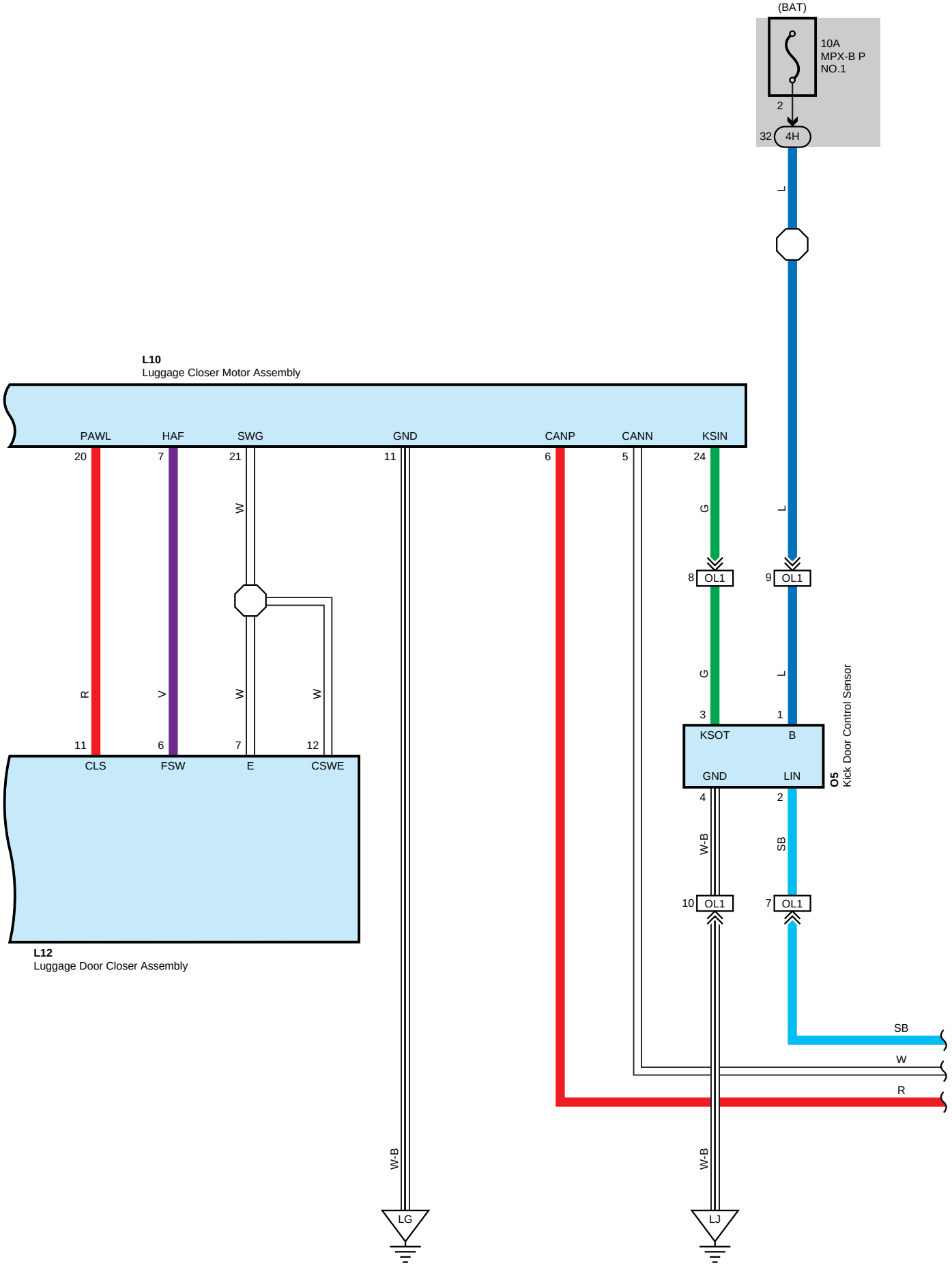
(BAT)
10A
MPX-B P
NO.1
2
32
4H
L
L10
Luggage Closer Motor Assembly
PAWL
HAF
SWG
GND
CANP
CANN
KSIN
20
7
21
11
6
5
24
W
G
L
8
OL1
9
OL1
R
V
W
W
G
L
3
1
KSOT
B
GND
LIN
O5
Kick Door Control Sensor
11
6
7
12
CLS
FSW
E
CSWE
4
2
W-B
SB
10
OL1
7
OL1
L12
Luggage Door Closer Assembly
SB
W
R
W-B
W-B
LG
LJ

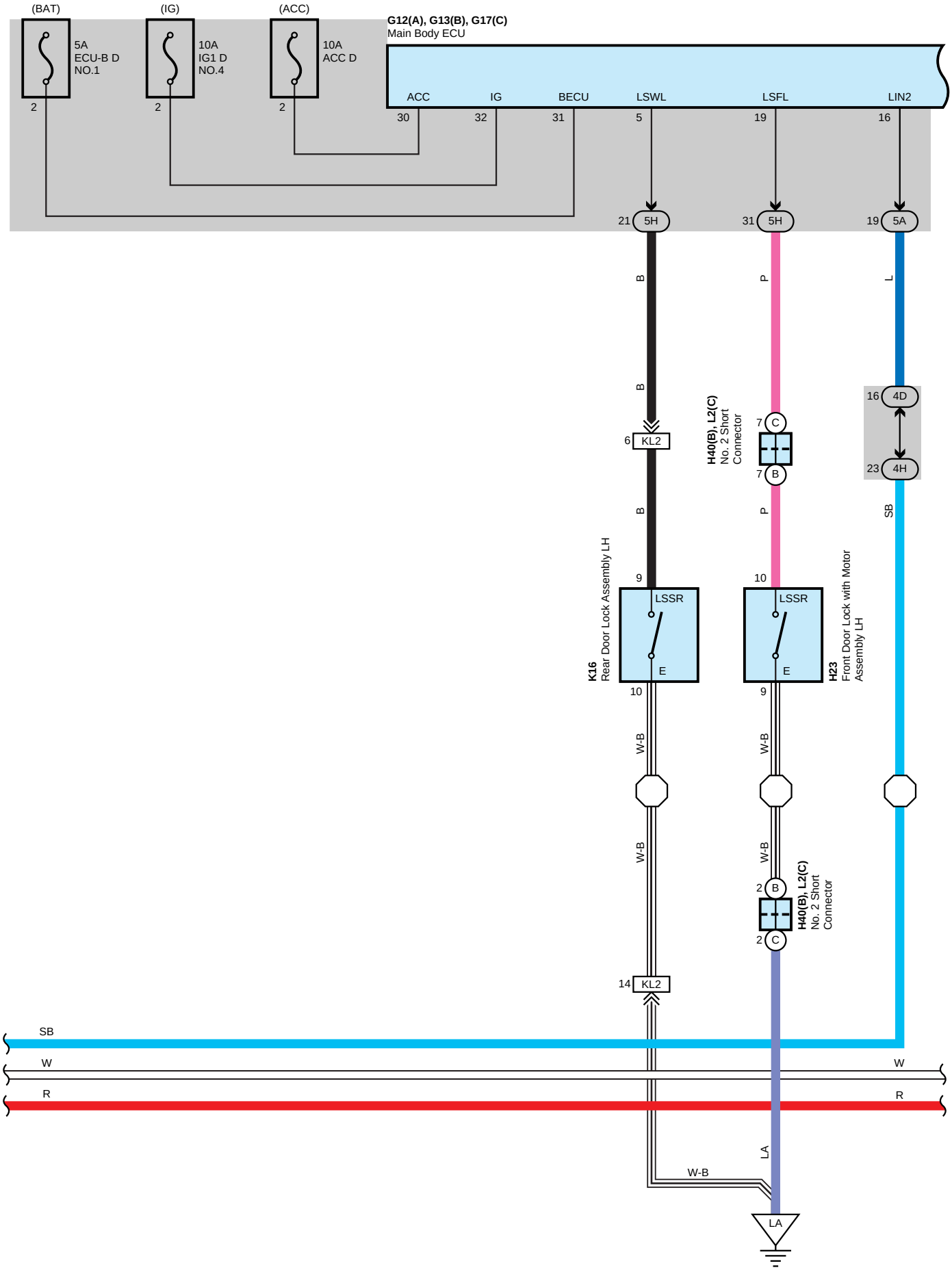
(BAT)
(IG)
(ACC)
5A
ECU-B D
NO.1
10A
IG1 D
NO.4
10A
ACC D
G12(A), G13(B), G17(C)
Main Body ECU
ACC
IG
BECU
LSWL
LSFL
LIN2
30
32
31
5
19
16
21 5H
31 5H
19 5A
B
P
L
16 4D
23 4H
H40(B), L2(C)
No. 2 Short
Connector
7 C
7 B
6 KL2
SB
9
10
LSSR
E
K16
Rear Door Lock Assembly LH
H23
Front Door Lock with Motor
Assembly LH
W-B
2 B
2 C
14 KL2
SB
W
R
LA

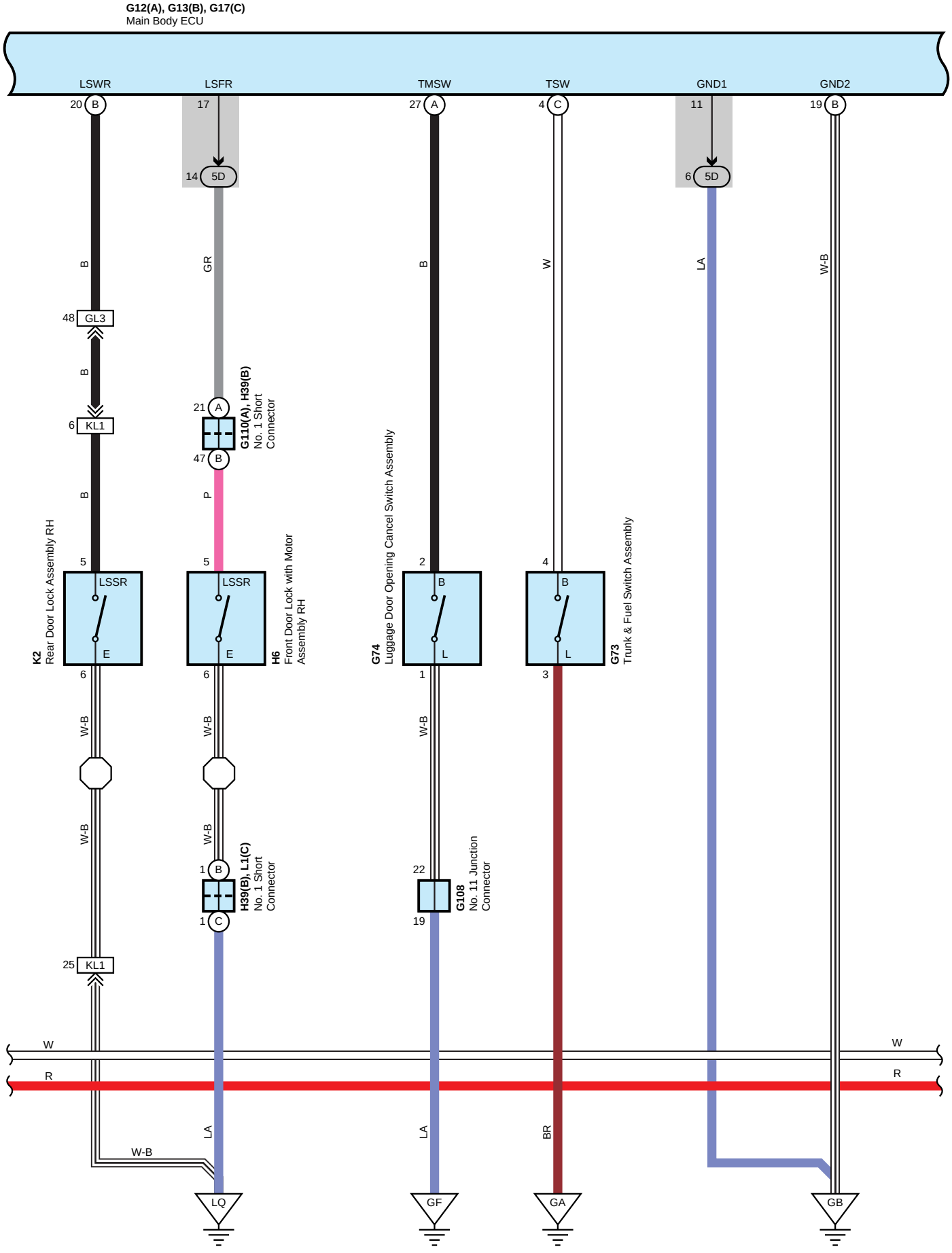
G12(A), G13(B), G17(C)
Main Body ECU
LSWR
LSFR
TMSW
TSW
GND1
GND2
20 B
17
27 A
4 C
11
19 B
14 5D
6 5D
B
GR
B
W
LA
W-B
48 GL3
B
6 KL1
21 A
47 B
G110(A), H39(B)
No. 1 Short
Connector
B
P
5
5
2
4
LSSR
LSSR
B
B
E
E
L
L
K2
Rear Door Lock Assembly RH
H6
Front Door Lock with Motor
Assembly RH
G74
Luggage Door Opening Cancel Switch Assembly
G73
Trunk & Fuel Switch Assembly
6
6
1
3
W-B
W-B
W-B
W-B
1 B
1 C
H39(B), L1(C)
No. 1 Short
Connector
22
19
G108
No. 11 Junction
Connector
25 KL1
W
R
W
R
LA
LA
BR
W-B
LQ
GF
GA
GB

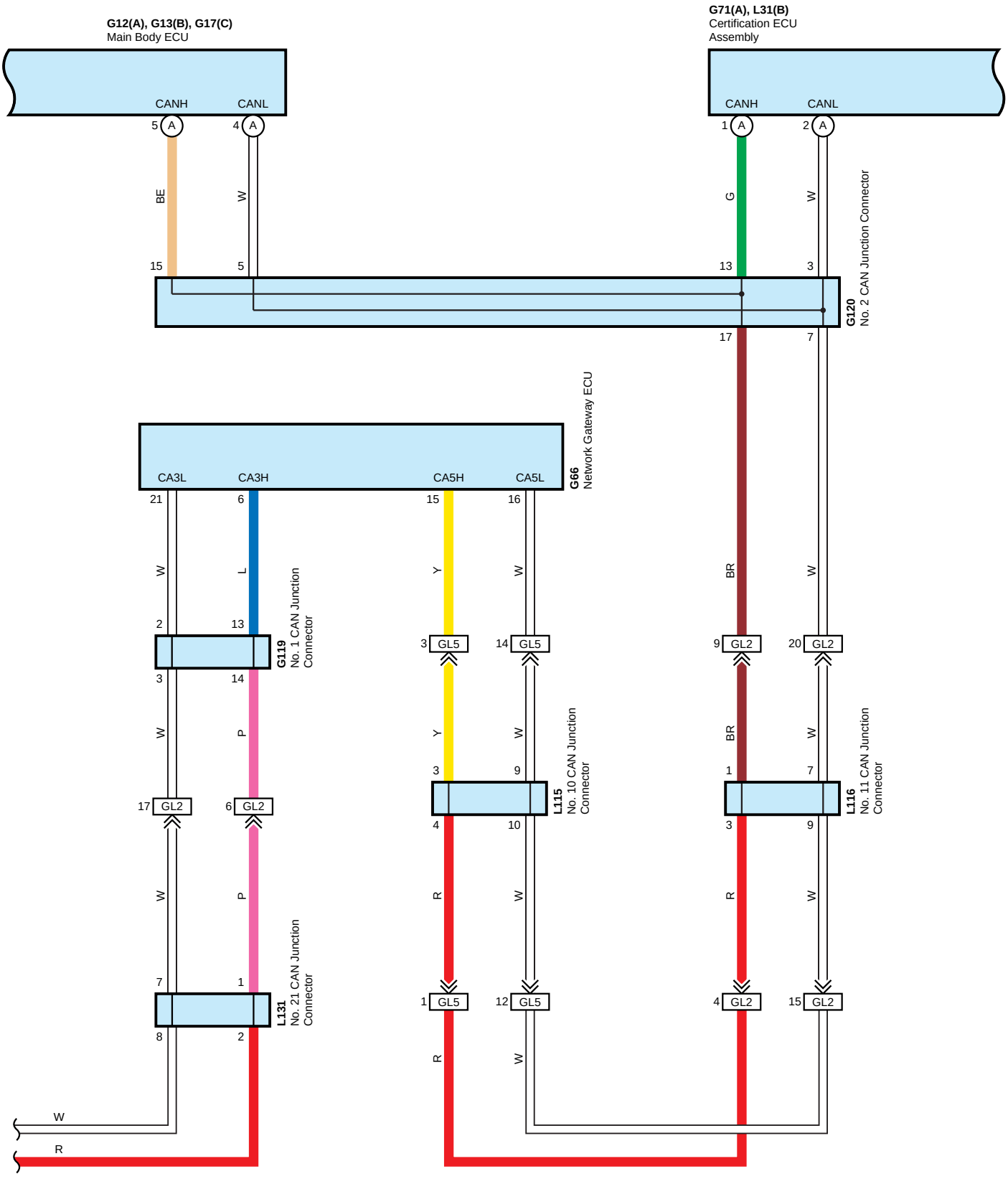
G12(A), G13(B), G17(C)
Main Body ECU
CANH
CANL
5 A
4 A
BE
W
15
5
G71(A), L31(B)
Certification ECU
Assembly
CANH
CANL
1 A
2 A
G
W
13
3
G120
No. 2 CAN Junction Connector
17
7
G66
Network Gateway ECU
CA3L
CA3H
CA5H
CA5L
21
6
15
16
W
L
Y
W
BR
W
2
13
3 GL5
14 GL5
9 GL2
20 GL2
G119
No. 1 CAN Junction
Connector
3
14
W
P
Y
W
BR
W
3
9
1
7
17 GL2
6 GL2
L115
No. 10 CAN Junction
Connector
L116
No. 11 CAN Junction
Connector
4
10
3
9
W
P
R
W
R
W
7
1
1 GL5
12 GL5
4 GL2
15 GL2
L131
No. 21 CAN Junction
Connector
8
2
R
W
W
R

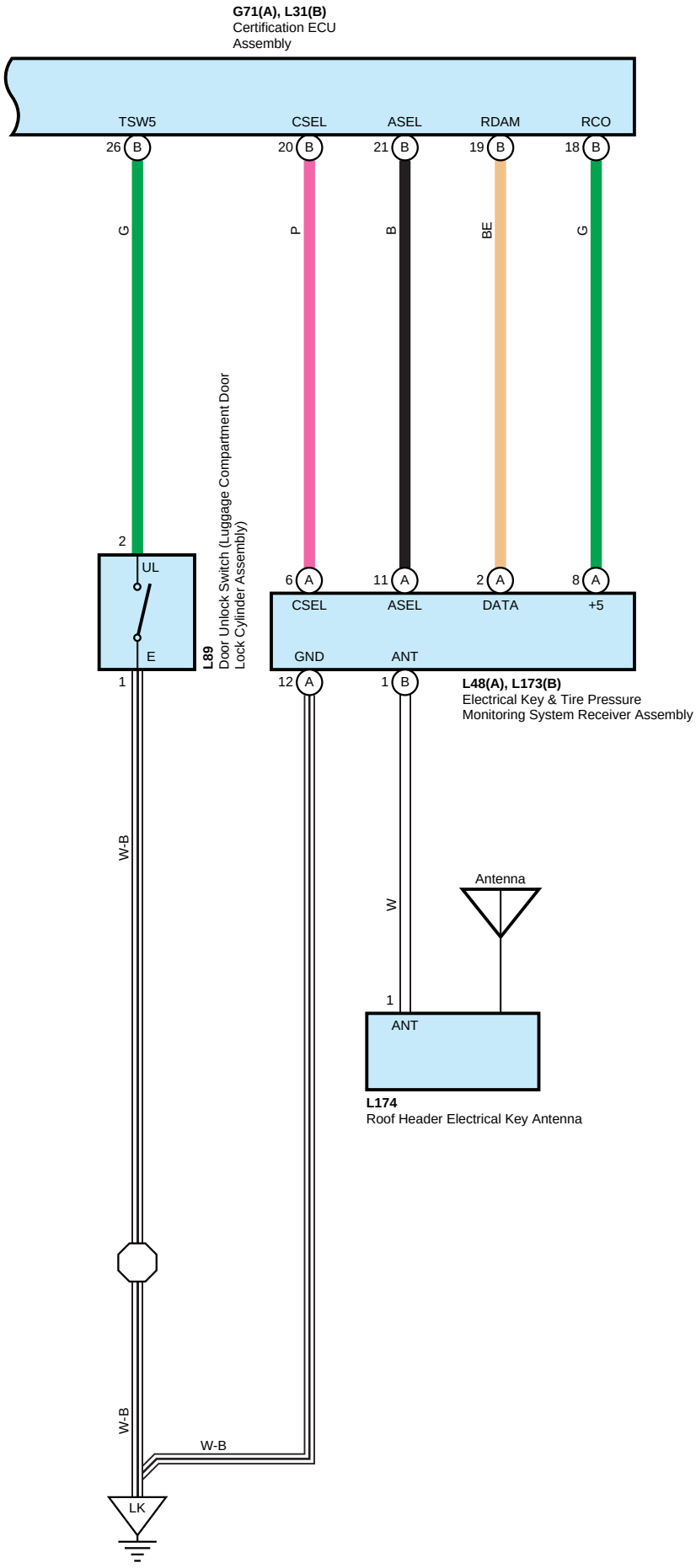
G71(A), L31(B)
Certification ECU
Assembly
TSW5
CSEL
ASEL
RDAM
RCO
26 B
20 B
21 B
19 B
18 B
G
P
B
BE
G
2
UL
E
1
L89
Door Unlock Switch (Luggage Compartment Door
Lock Cylinder Assembly)
6 A
11 A
2 A
8 A
CSEL
ASEL
DATA
+5
GND
ANT
12 A
1 B
L48(A), L173(B)
Electrical Key & Tire Pressure
Monitoring System Receiver Assembly
W-B
W
Antenna
1
ANT
L174
Roof Header Electrical Key Antenna
W-B
W-B
LK

G12
Black

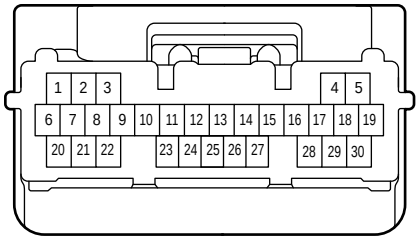

90980-12C62

G13
Black

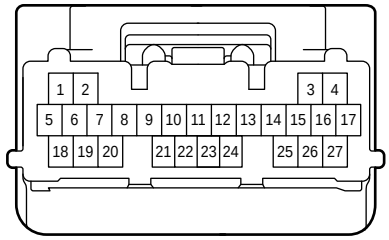

90980-12C63

G17
Black

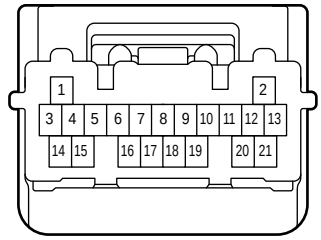

90980-12C61

G66
Black

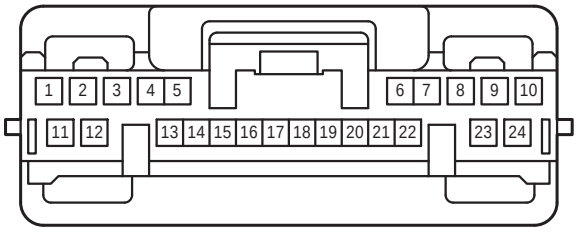

90980-12912

G71
White

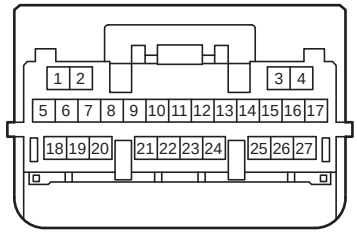

90980-12B78

G73
White

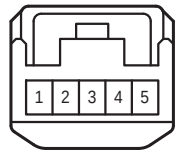

90980-12366

G74
Blue



90980-10825

G108
Black

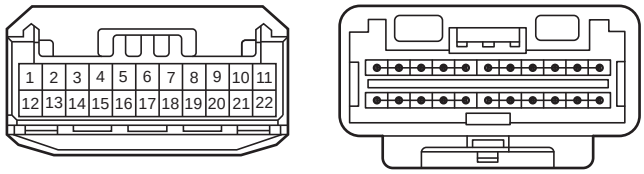

90980-12B54

G110
White

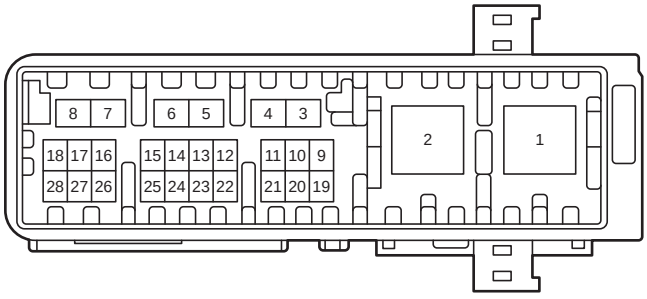

90980-12D86

G119
Blue

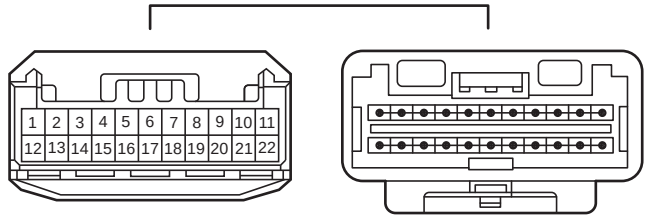

90980-12B54

G120
White

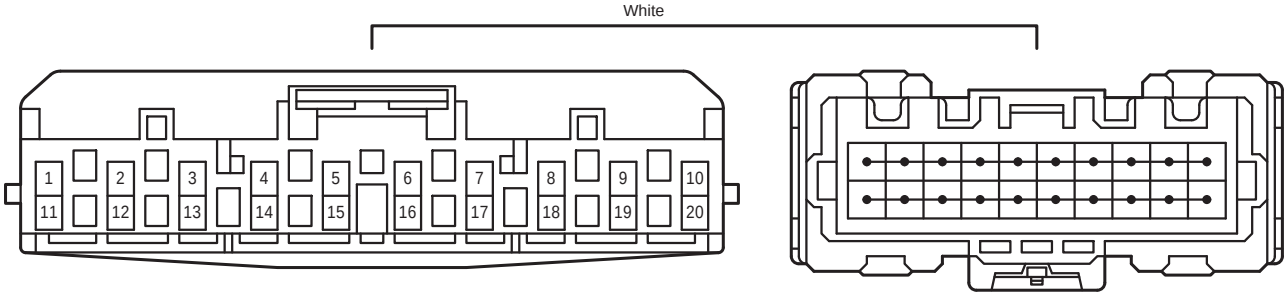

90980-12A58

H6
White

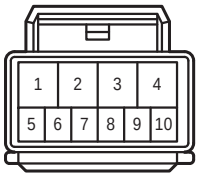

90980-12226

H23
White

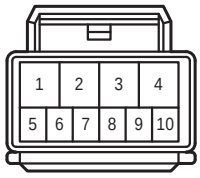

90980-12226

H39
White

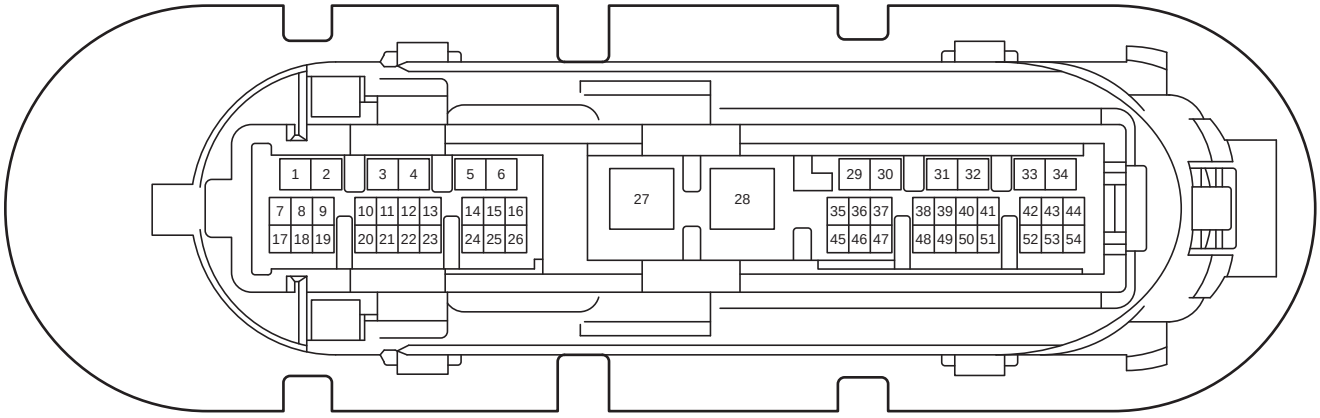

90980-12D88

H40
White

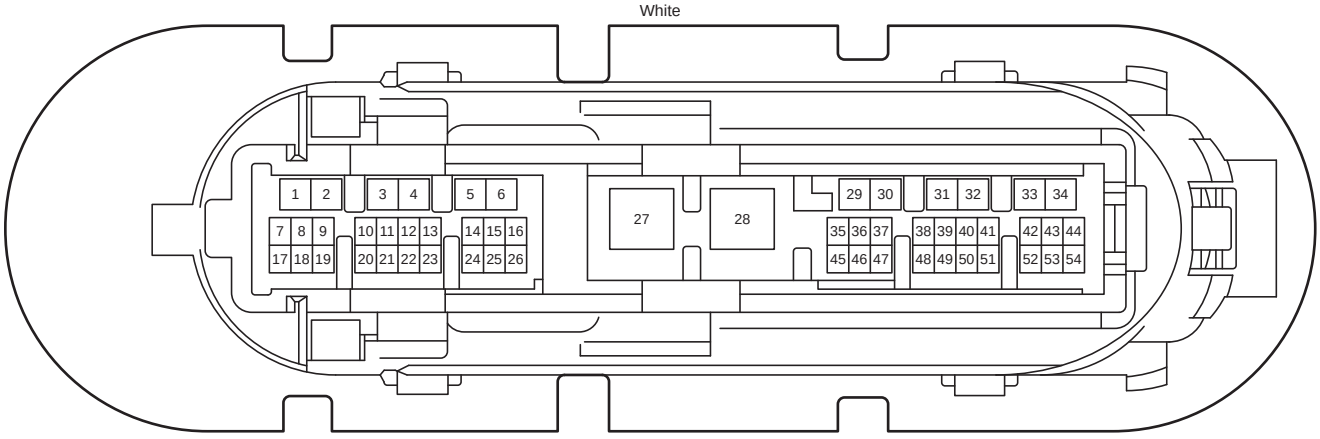

90980-12D88

K2
White

90980-12226

K16
White

90980-12226

L1
Yellow

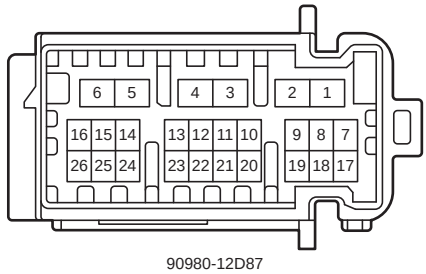

90980-12D87

L2
Yellow

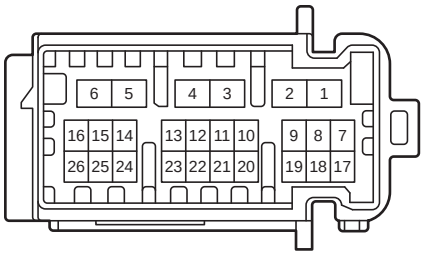

90980-12D87

L10
White

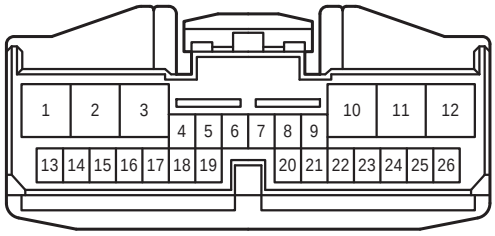

90980-12444

L12
White

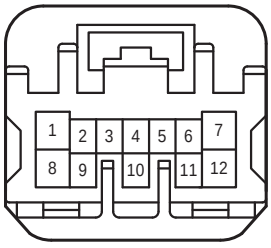

90980-12812

L16
Black



90980-12366

L31
White

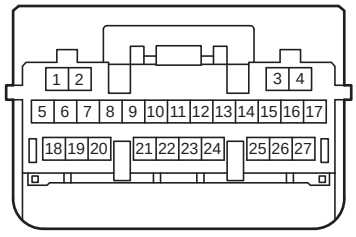

90980-12B77

L48
White

90980-12552

L89
Black

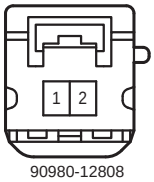

90980-12808

L115
White

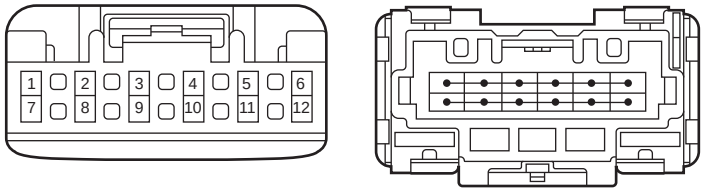

90980-12C68

L116
White

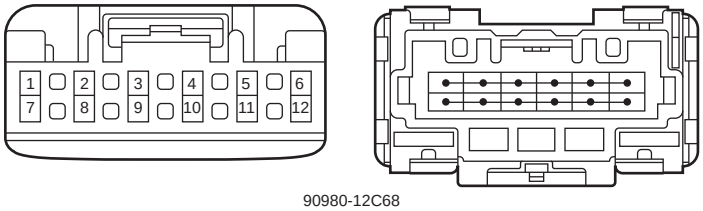

90980-12C68

L131
White

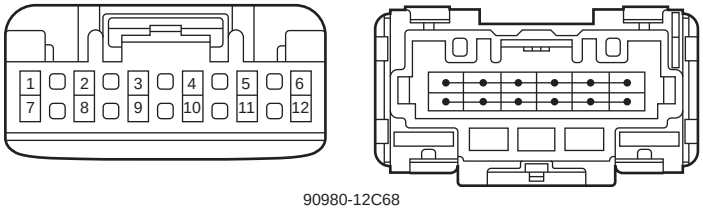

90980-12C68

L173
Gray

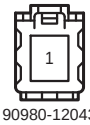

90980-12043

L174
Gray

90980-50024

O5
Black

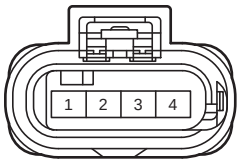

82824-60B70

4D
White

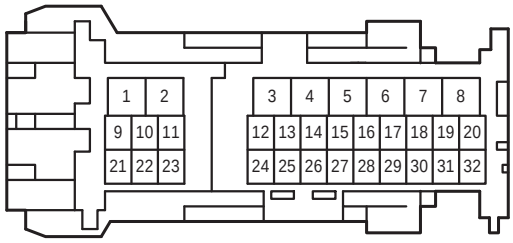

90980-12A48

4H
White

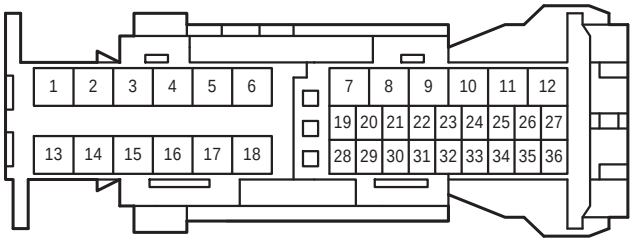

90980-12944

5A
White

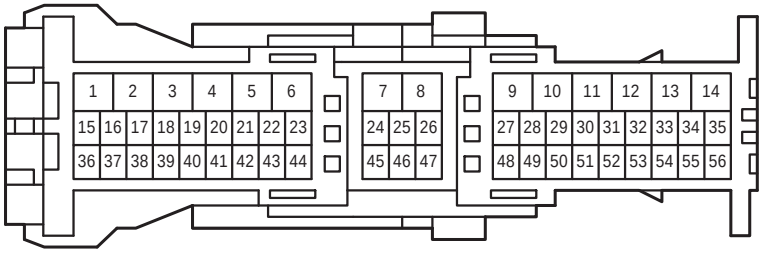

90980-12943

5D
White

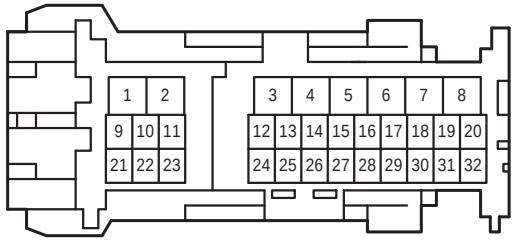

90980-12A48

5H
White

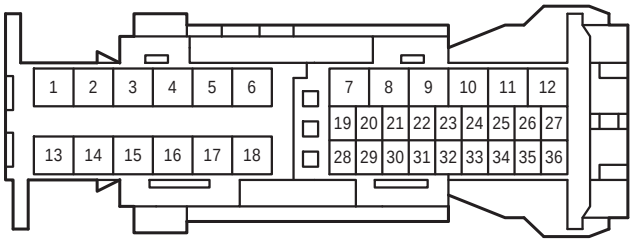

90980-12944

GL2
White

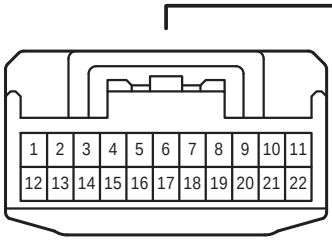

90980-12372

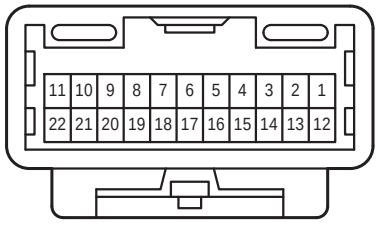

90980-12371

GL3
Gray

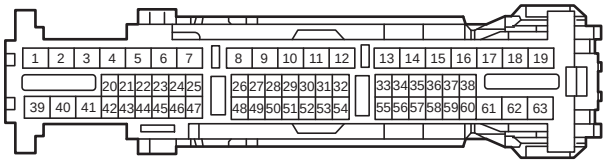

90980-12B20

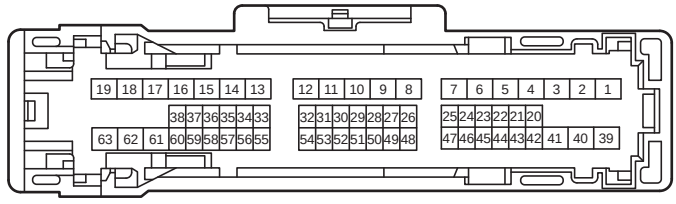

90980-12B19

GL5
White

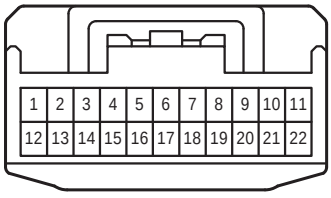

90980-12372

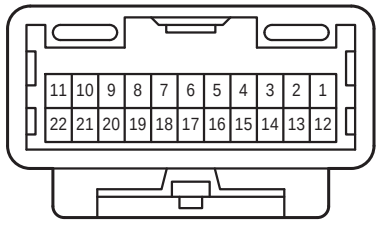

90980-12371

KL1
White

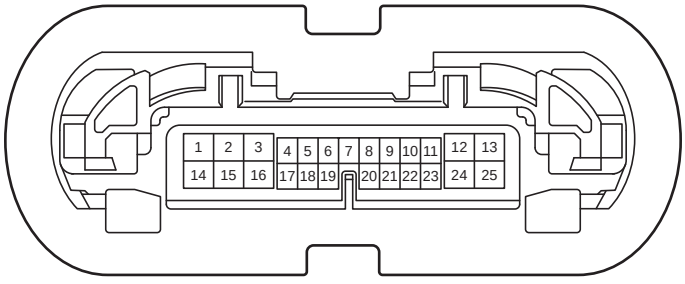

90980-12D82

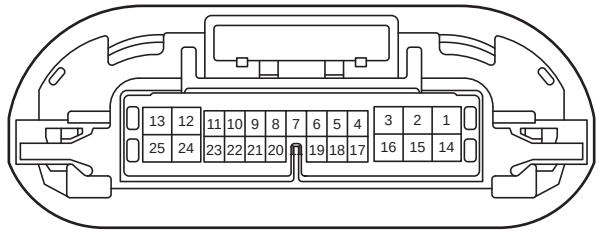

90980-12D81

KL2
White

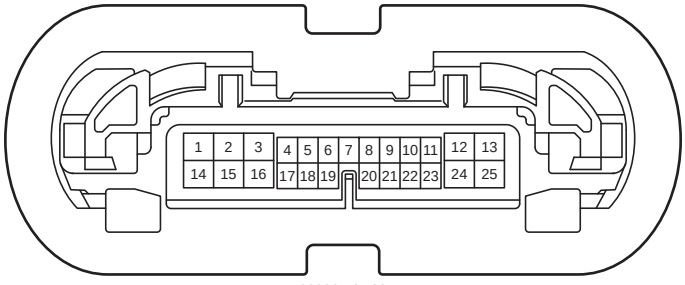

90980-12D82

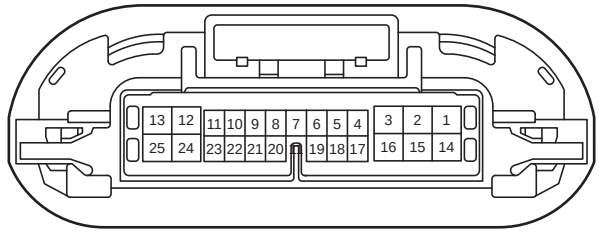

90980-12D81

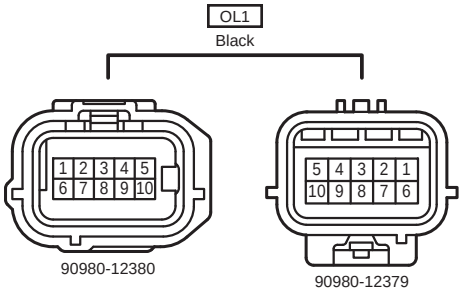
OL1
Black
1 2 3 4 5
6 7 8 9 10
90980-12380
5 4 3 2 1
10 9 8 7 6
90980-12379

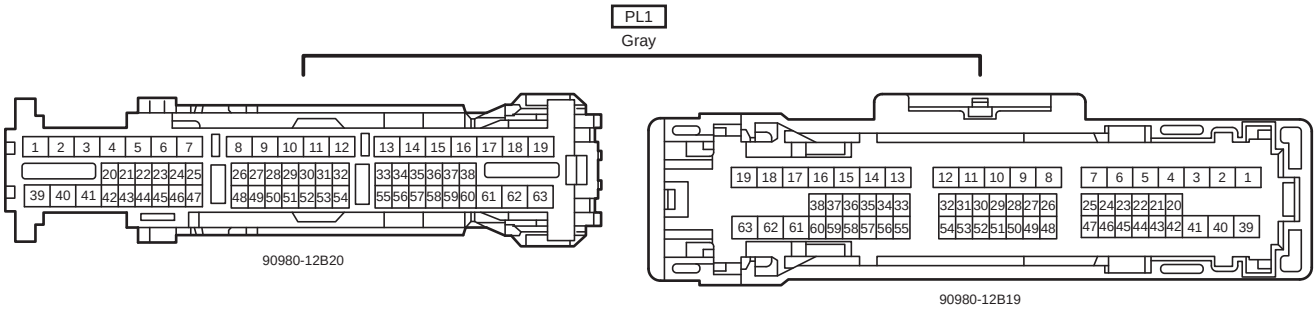
PL1
Gray
1 2 3 4 5 6 7 8 9 10 11 12 13 14 15 16 17 18 19
20 21 22 23 24 25 26 27 28 29 30 31 32 33 34 35 36 37 38
39 40 41 42 43 44 45 46 47 48 49 50 51 52 53 54 55 56 57 58 59 60 61 62 63
90980-12B20
19 18 17 16 15 14 13 12 11 10 9 8 7 6 5 4 3 2 1
38 37 36 35 34 33 32 31 30 29 28 27 26 25 24 23 22 21 20
63 62 61 60 59 58 57 56 55 54 53 52 51 50 49 48 47 46 45 44 43 42 41 40 39
90980-12B19