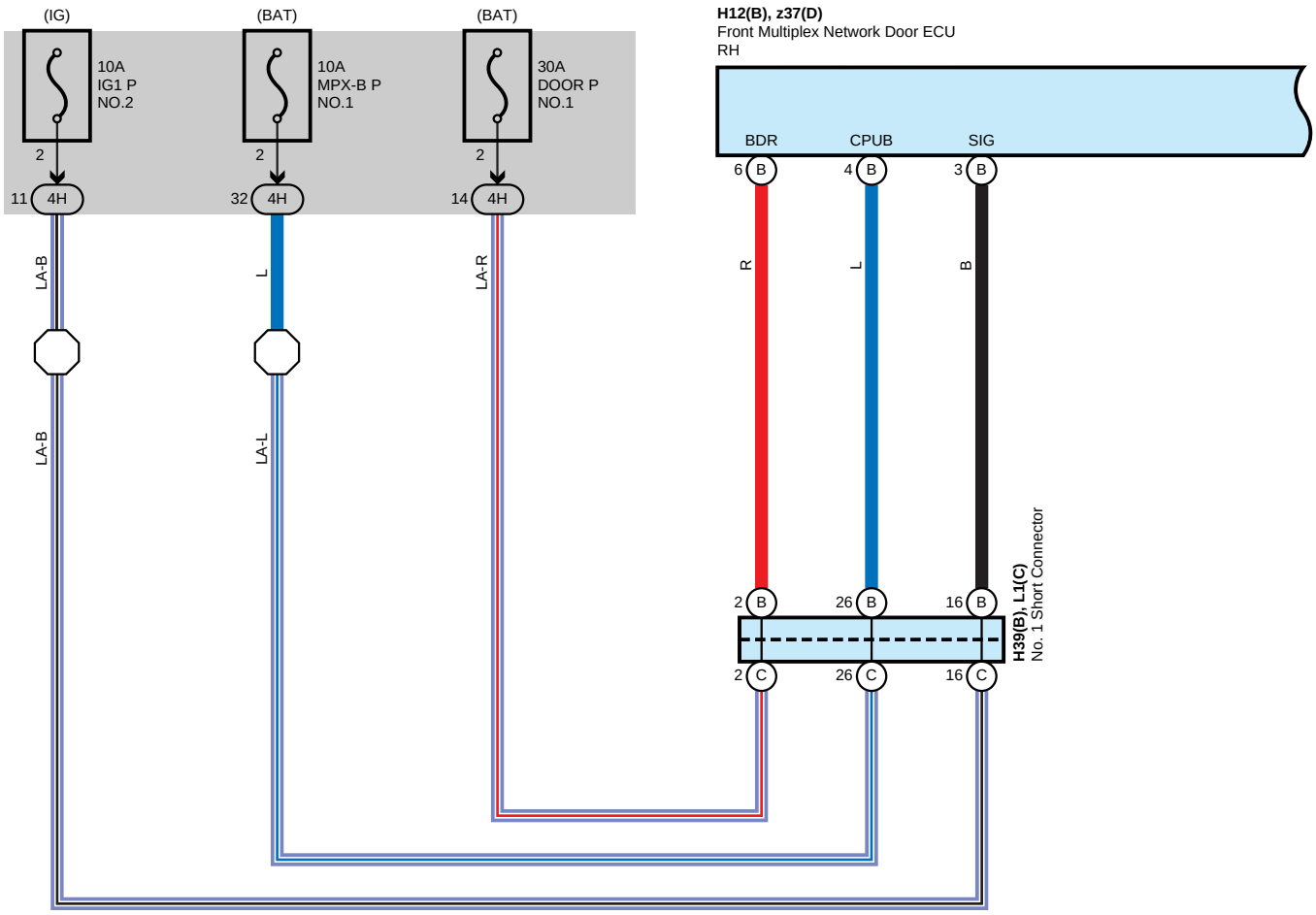
(IG)
(BAT)
(BAT)
10A
IG1 P
NO.2
10A
MPX-B P
NO.1
30A
DOOR P
NO.1
2
2
2
11
4H
32
4H
14
4H
LA-B
LA-B
L
LA-L
LA-R
H12(B), z37(D)
Front Multiplex Network Door ECU
RH
BDR
CPUB
SIG
6
B
4
B
3
B
R
L
B
2
B
26
B
16
B
2
C
26
C
16
C
H39(B), L1(C)
No. 1 Short Connector

H12(B), z37(D)
Front Multiplex Network Door ECU
RH

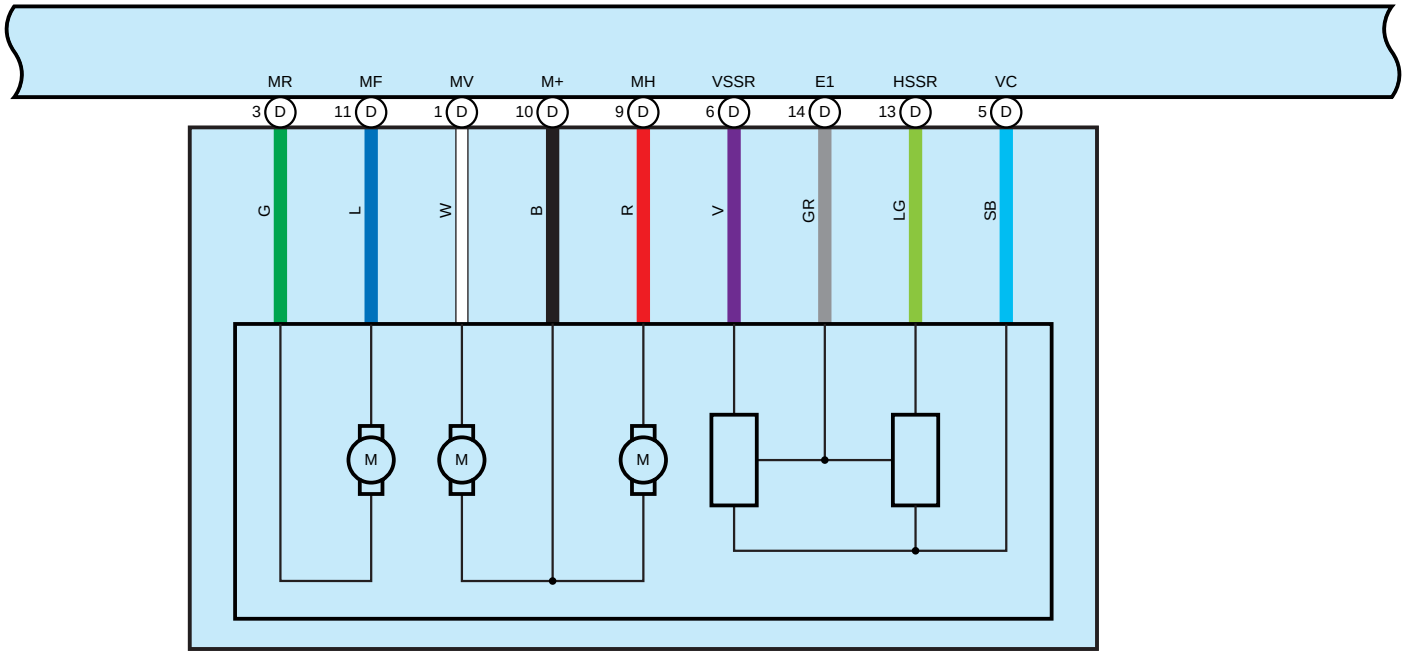

z37(D)
Outer Rear View Mirror Assembly RH

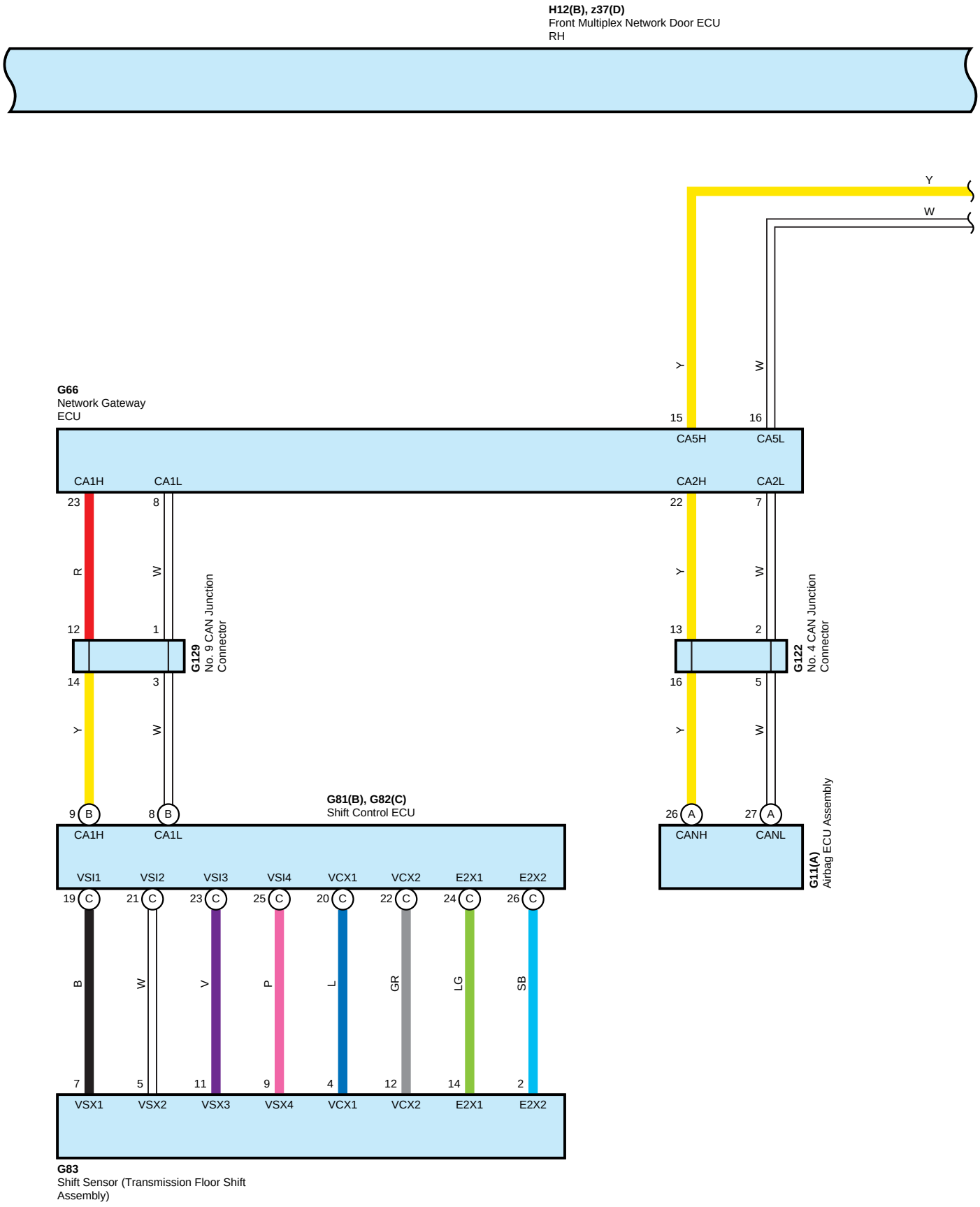
H12(B), z37(D)
Front Multiplex Network Door ECU
RH
Y
W
G66
Network Gateway
ECU
15
16
CA5H
CA5L
CA1H
CA1L
CA2H
CA2L
23
8
22
7
R
W
Y
W
12
1
13
2
G129
No. 9 CAN Junction
Connector
G122
No. 4 CAN Junction
Connector
14
3
16
5
Y
W
Y
W
9 B
8 B
G81(B), G82(C)
Shift Control ECU
26 A
27 A
CA1H
CA1L
CANH
CANL
G11(A)
Airbag ECU Assembly
VSI1
VSI2
VSI3
VSI4
VCX1
VCX2
E2X1
E2X2
19 C
21 C
23 C
25 C
20 C
22 C
24 C
26 C
B
W
V
P
L
GR
LG
SB
7
5
11
9
4
12
14
2
VSX1
VSX2
VSX3
VSX4
VCX1
VCX2
E2X1
E2X2
G83
Shift Sensor (Transmission Floor Shift
Assembly)

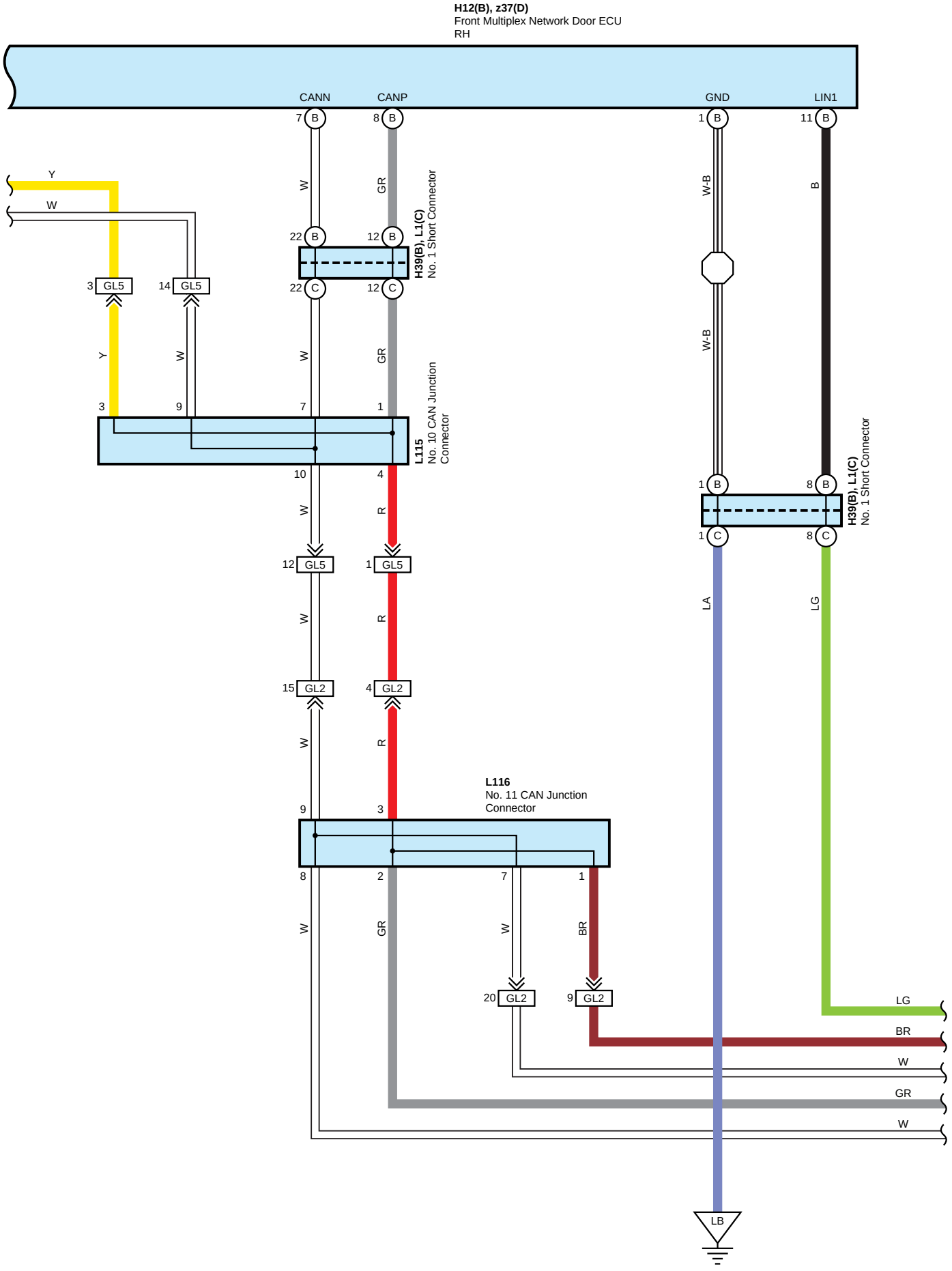
H12(B), z37(D)
Front Multiplex Network Door ECU
RH
CANN
CANP
GND
LIN1
H39(B), L1(C)
No. 1 Short Connector
L115
No. 10 CAN Junction
Connector
L116
No. 11 CAN Junction
Connector
GL5
GL2
LB

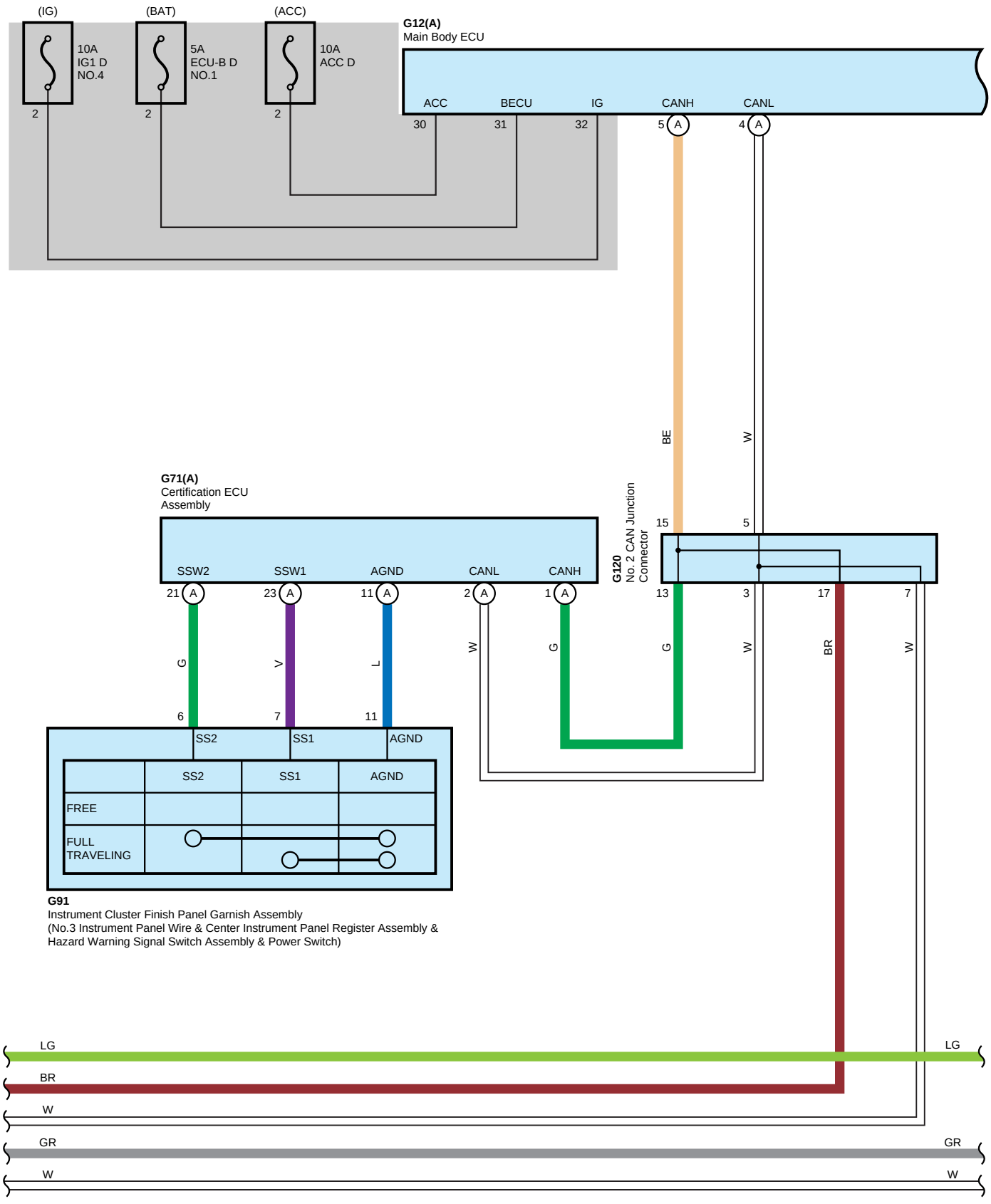
(IG)
(BAT)
(ACC)
10A
IG1 D
NO.4
5A
ECU-B D
NO.1
10A
ACC D
2
2
2
G12(A)
Main Body ECU
ACC
BECU
IG
CANH
CANL
30
31
32
5 A
4 A
BE
W
G71(A)
Certification ECU
Assembly
SSW2
SSW1
AGND
CANL
CANH
21 A
23 A
11 A
2 A
1 A
G
V
L
W
G
6
7
11
G120
No. 2 CAN Junction
Connector
15
5
13
3
17
7
G
W
BR
W
SS2
SS1
AGND
SS2
SS1
AGND
FREE
FULL
TRAVELING
G91
Instrument Cluster Finish Panel Garnish Assembly
(No.3 Instrument Panel Wire & Center Instrument Panel Register Assembly &
Hazard Warning Signal Switch Assembly & Power Switch)
LG
LG
BR
W
GR
GR
W
W

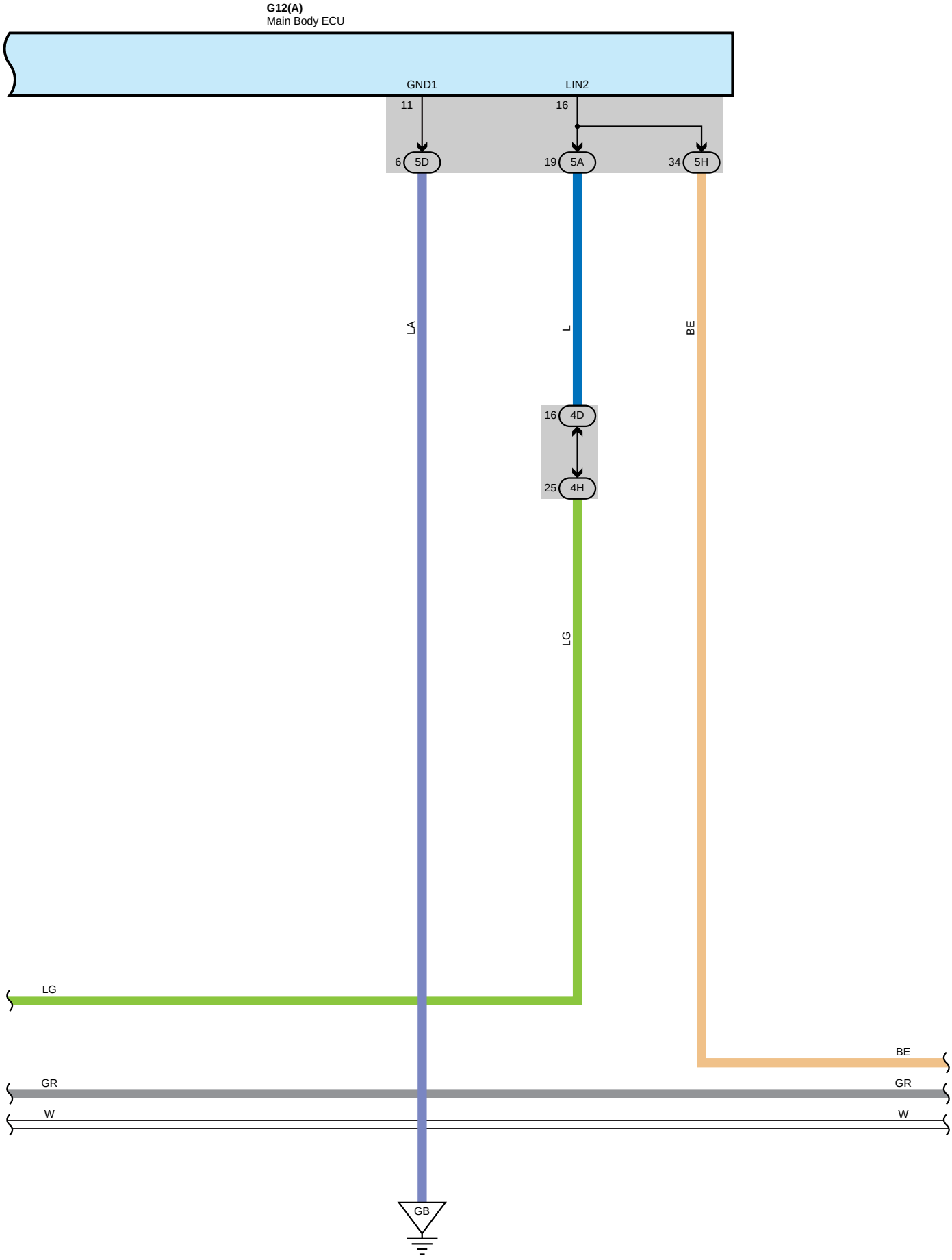
G12(A)
Main Body ECU
GND1
LIN2
11
16
6
5D
19
5A
34
5H
LA
L
BE
16
4D
25
4H
LG
LG
BE
GR
GR
W
W
GB

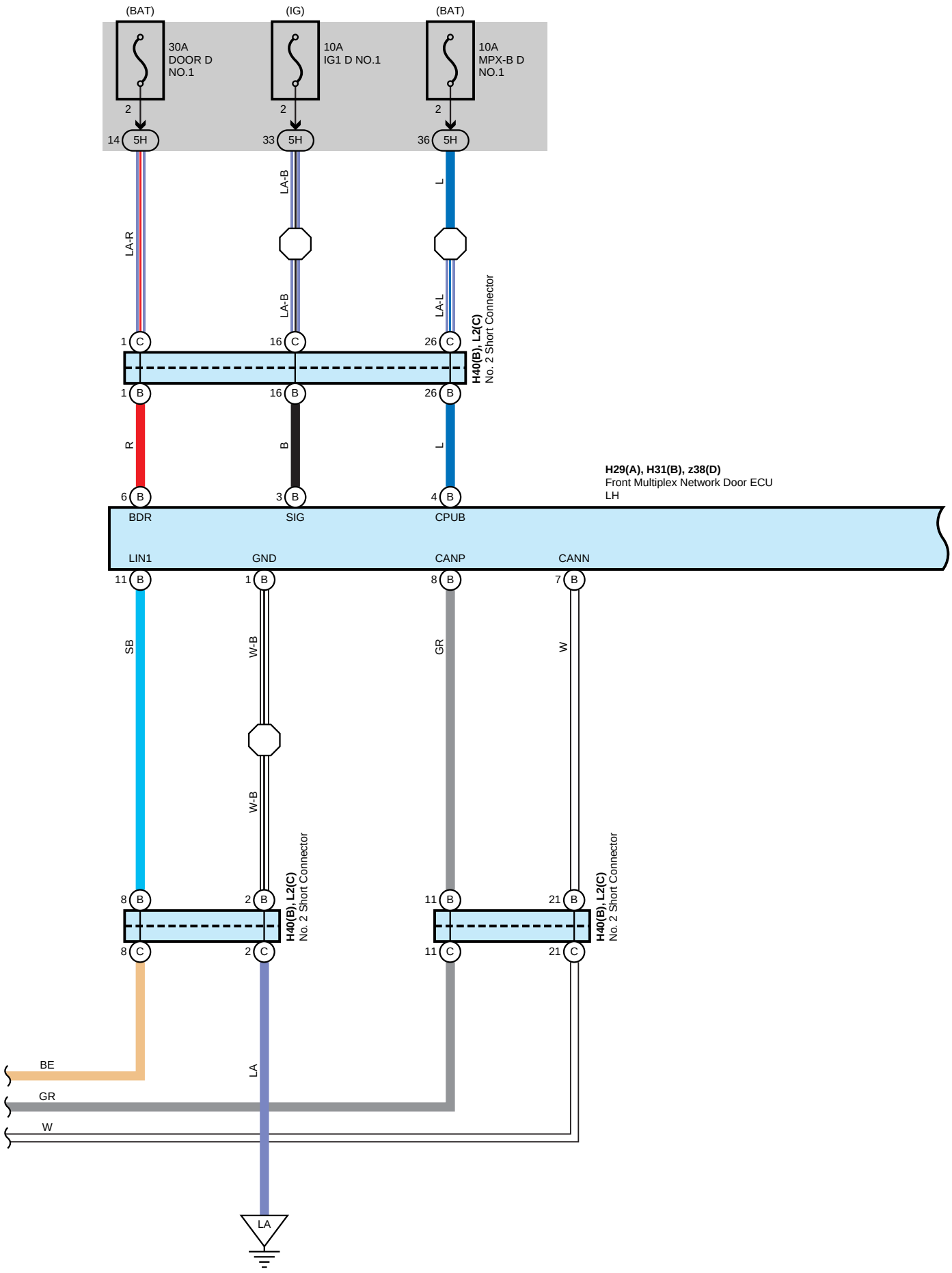
(BAT)
30A
DOOR D
NO.1
(IG)
10A
IG1 D NO.1
(BAT)
10A
MPX-B D
NO.1
2
14 5H
33 5H
36 5H
LA-R
LA-B
LA-B
L
LA-L
1 C
16 C
26 C
H40(B), L2(C)
No. 2 Short Connector
1 B
16 B
26 B
R
B
L
6 B
3 B
4 B
H29(A), H31(B), z38(D)
Front Multiplex Network Door ECU
LH
BDR
SIG
CPUB
LIN1
GND
CANP
CANN
11 B
1 B
8 B
7 B
SB
W-B
GR
W
W-B
8 B
2 B
11 B
21 B
H40(B), L2(C)
No. 2 Short Connector
8 C
2 C
11 C
21 C
BE
LA
GR
W
LA

H29(A), H31(B), z38(D)
Front Multiplex Network Door ECU
LH

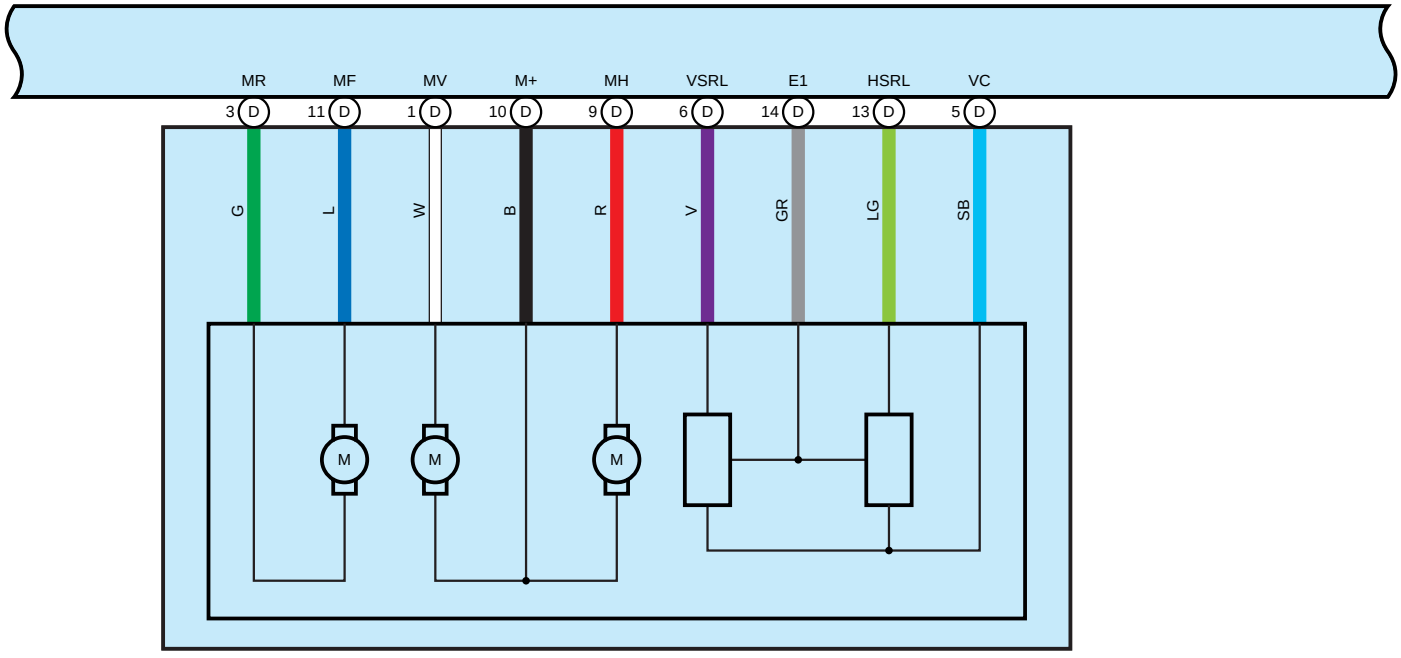

z38(D)
Outer Rear View Mirror Assembly LH

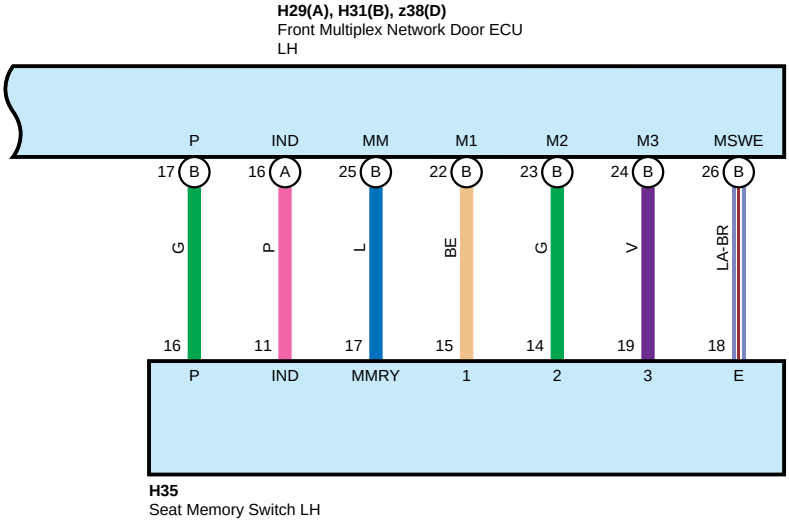
H29(A), H31(B), z38(D)
Front Multiplex Network Door ECU
LH
P
IND
MM
M1
M2
M3
MSWE
17 B
16 A
25 B
22 B
23 B
24 B
26 B
G
P
L
BE
G
V
LA-BR
16
11
17
15
14
19
18
P
IND
MMRY
1
2
3
E
H35
Seat Memory Switch LH

G11
Yellow

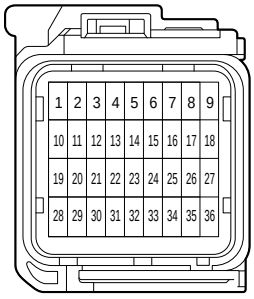

90980-12C56

G12
Black

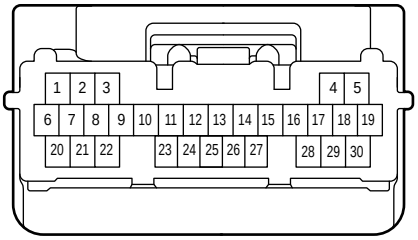

90980-12C62

G66
Black

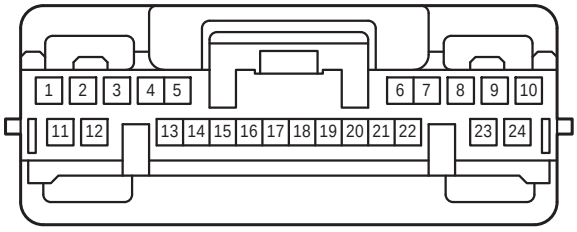

90980-12912

G71
White

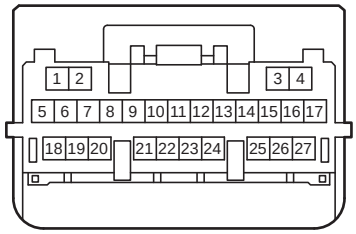

90980-12B78

G81
White



90980-12562

G82
White

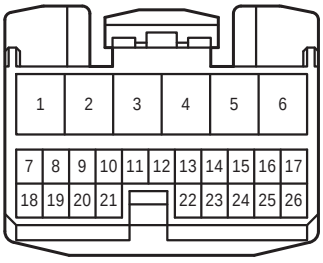

90980-12561

G83
White



90980-12553

G91
White

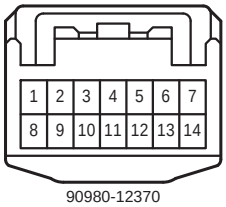

90980-12370

G120
White

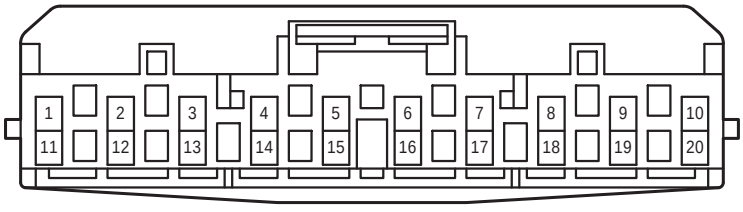

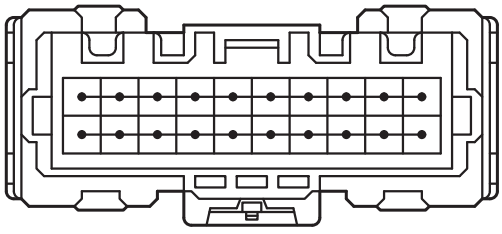

90980-12A58

G122
White

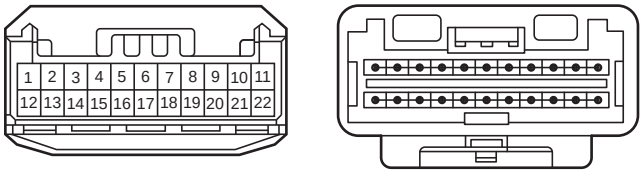

90980-12B54

G129
White

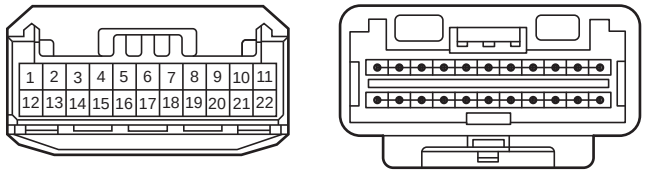

90980-12B54

H12
White

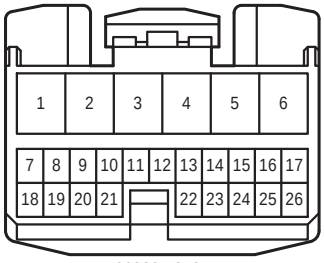

90980-12561

H29
White

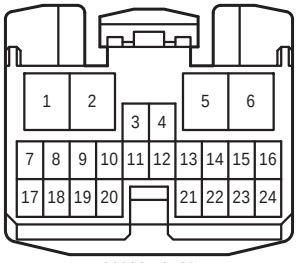

90980-12560

H31
White

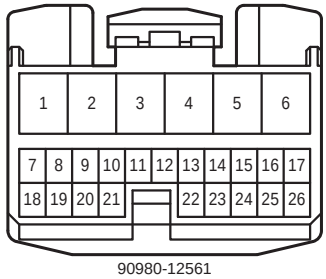

90980-12561

H35
Black

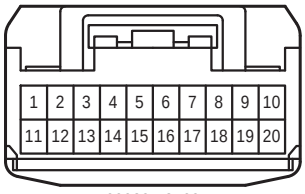

90980-12460

H39
White

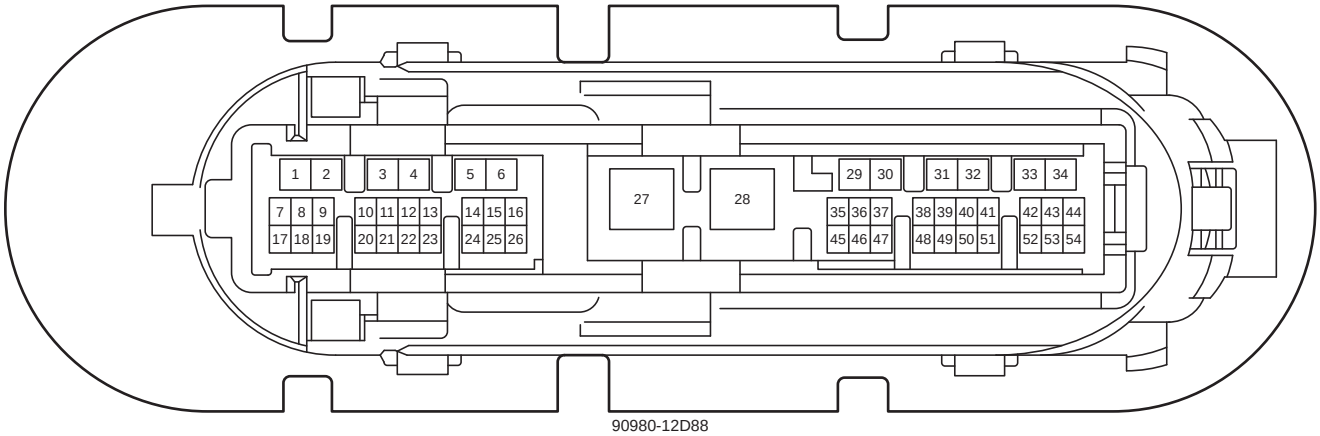

90980-12D88

H40
White

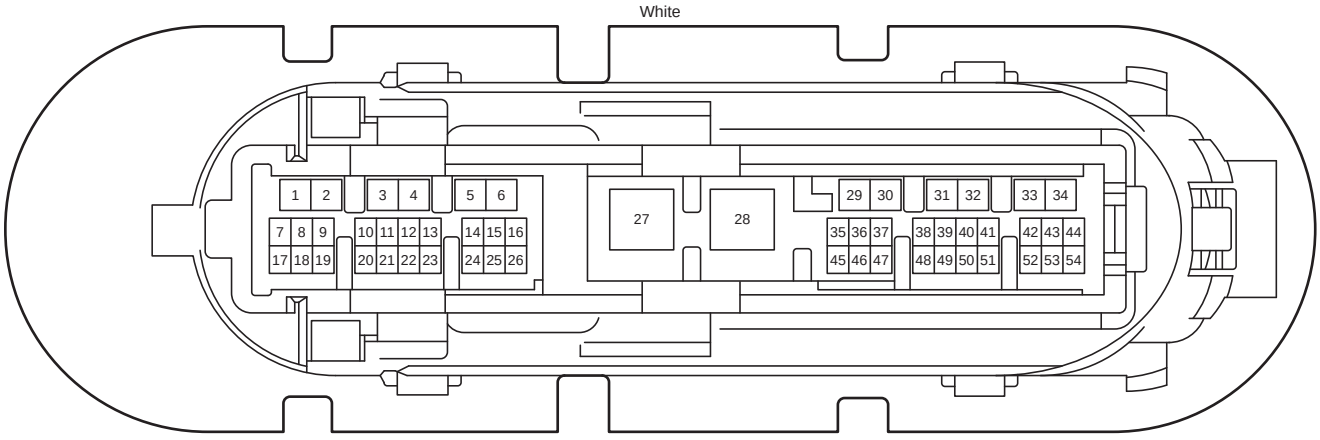

90980-12D88

L1
Yellow

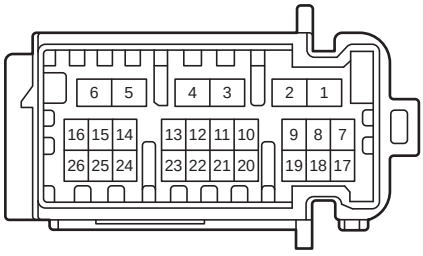

90980-12D87

L2
Yellow

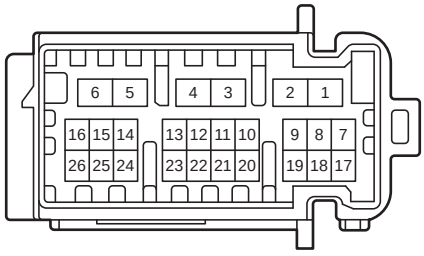

90980-12D87

L115
White

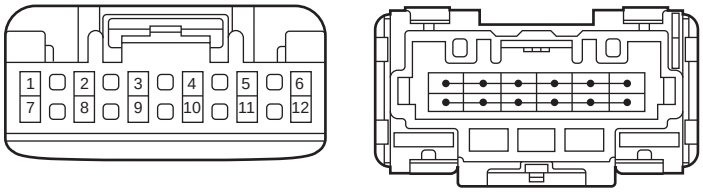

90980-12C68

L116
White

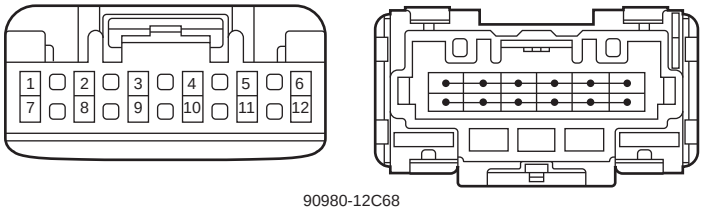

90980-12C68

z37
White

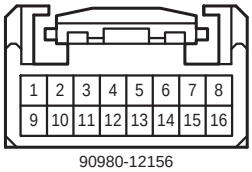

90980-12156

z38
White

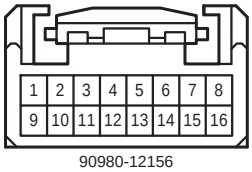

90980-12156

4D
White

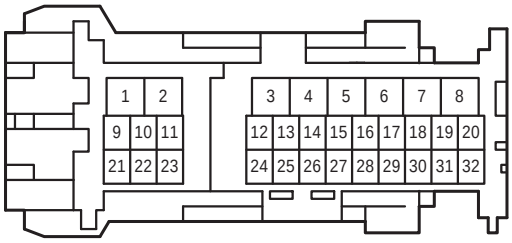

90980-12A48

4H
White

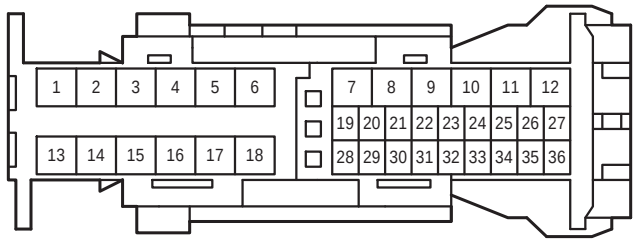

90980-12944

5A
White

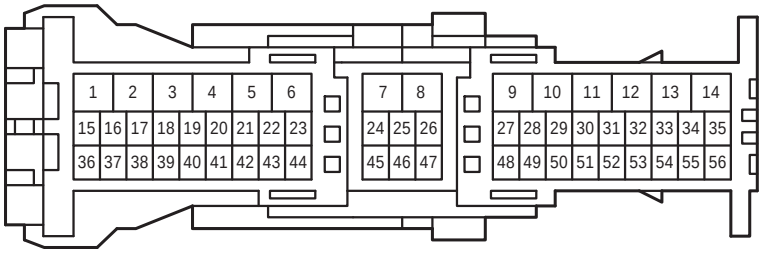

90980-12943

5D
White

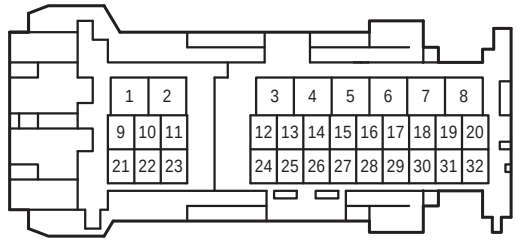

90980-12A48

5H
White

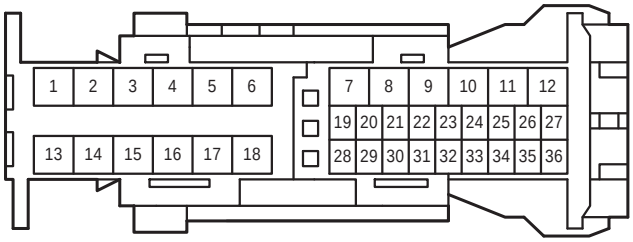

90980-12944

GL2
White

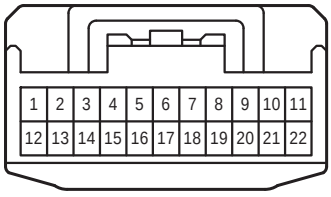

90980-12372

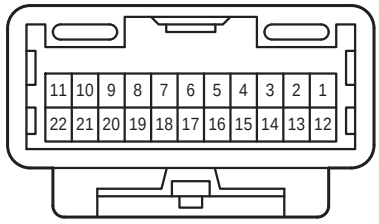

90980-12371

GL5
White

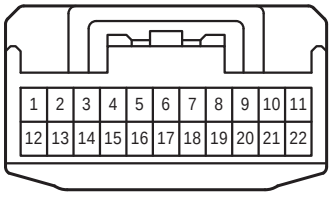

90980-12372

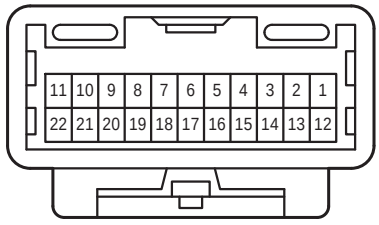

90980-12371