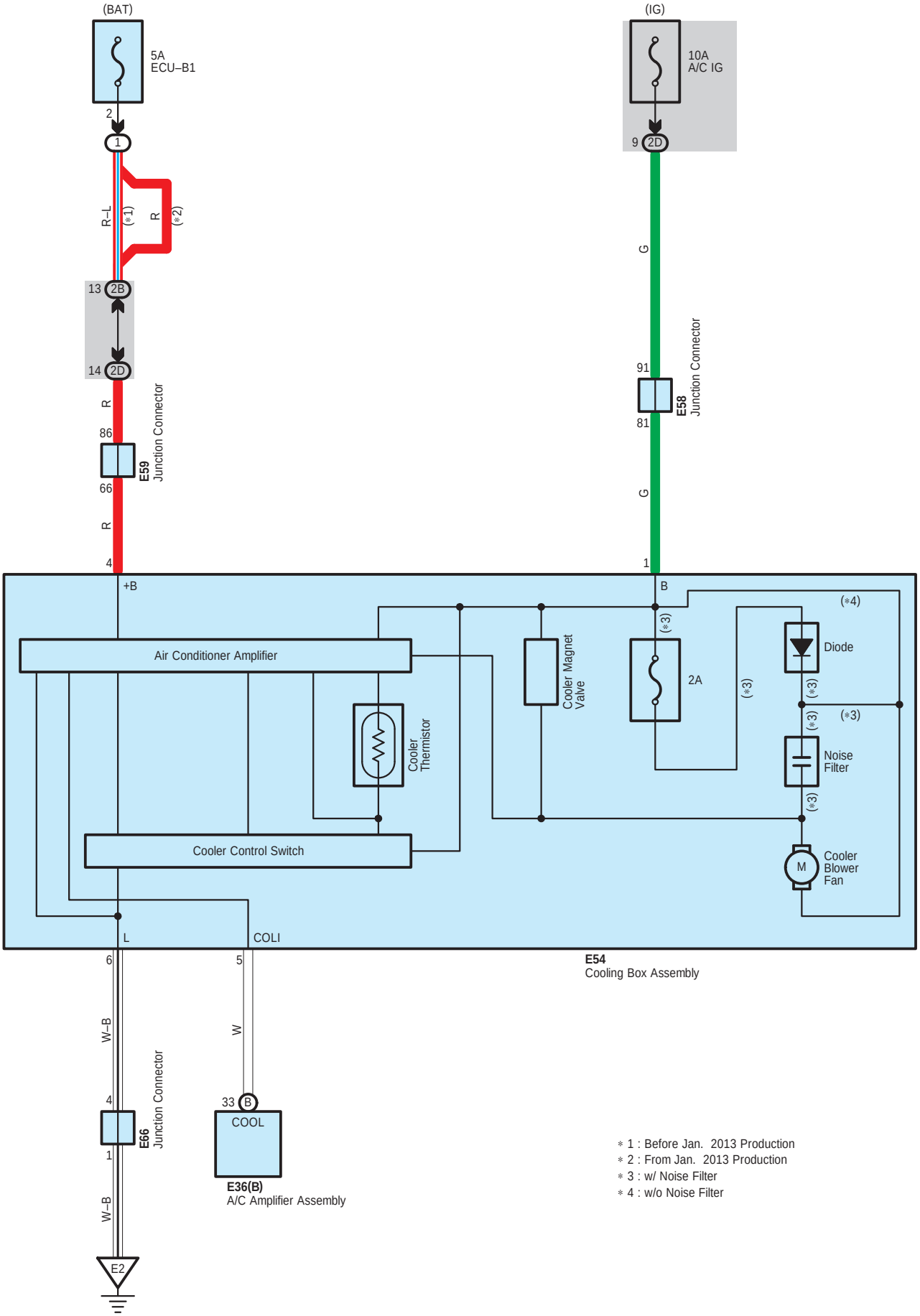
(BAT)
5A
ECU–B1
2
1
R–L
(*1)
R
(*2)
13 2B
14 2D
R
86
66
R
4
E59
Junction Connector
(IG)
10A
A/C IG
9 2D
G
91
81
E58
Junction Connector
G
1
+B
B
(*4)
Air Conditioner Amplifier
Cooler Magnet Valve
(*3)
2A
Diode
(*3)
(*3)
(*3)
Cooler Thermistor
Noise Filter
(*3)
Cooler Control Switch
M
Cooler Blower Fan
L
COLI
6
5
E54
Cooling Box Assembly
W–B
W
4
33 B
COOL
E66
Junction Connector
1
E36(B)
A/C Amplifier Assembly
W–B
E2
* 1 : Before Jan. 2013 Production
* 2 : From Jan. 2013 Production
* 3 : w/ Noise Filter
* 4 : w/o Noise Filter

E 36
White

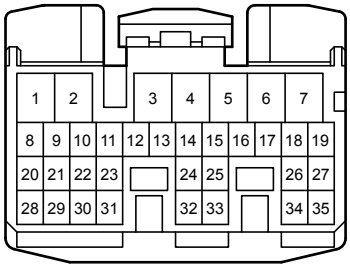

E 54
White

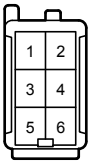

E 58
White

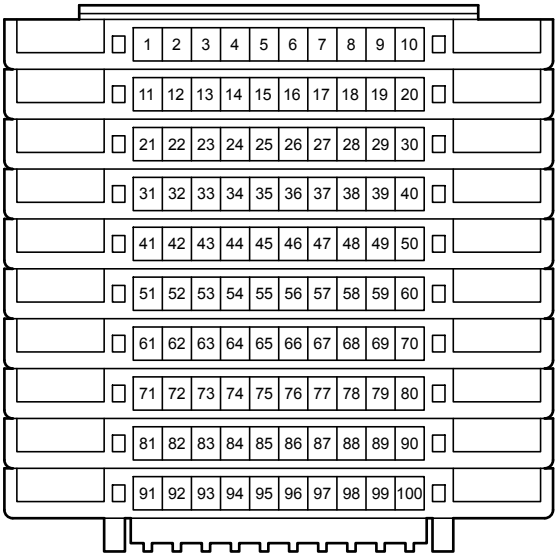

E 59
White

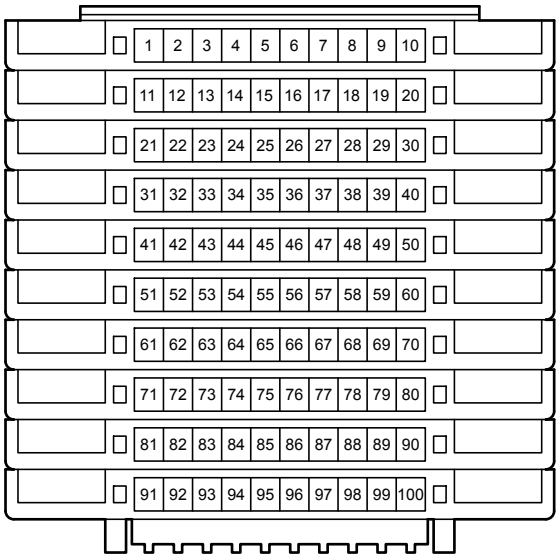

E 66
White

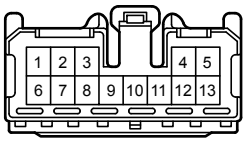

2B
White

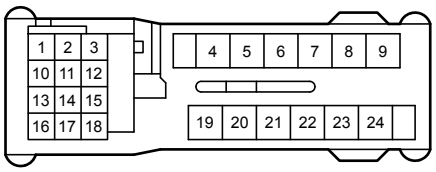
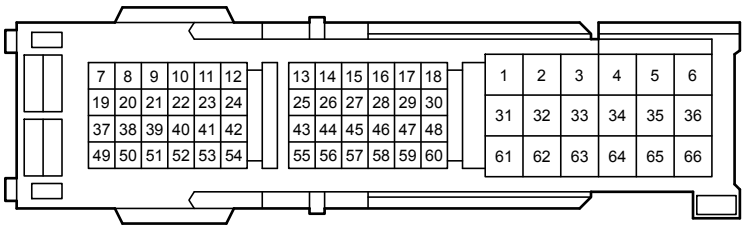
2D
White