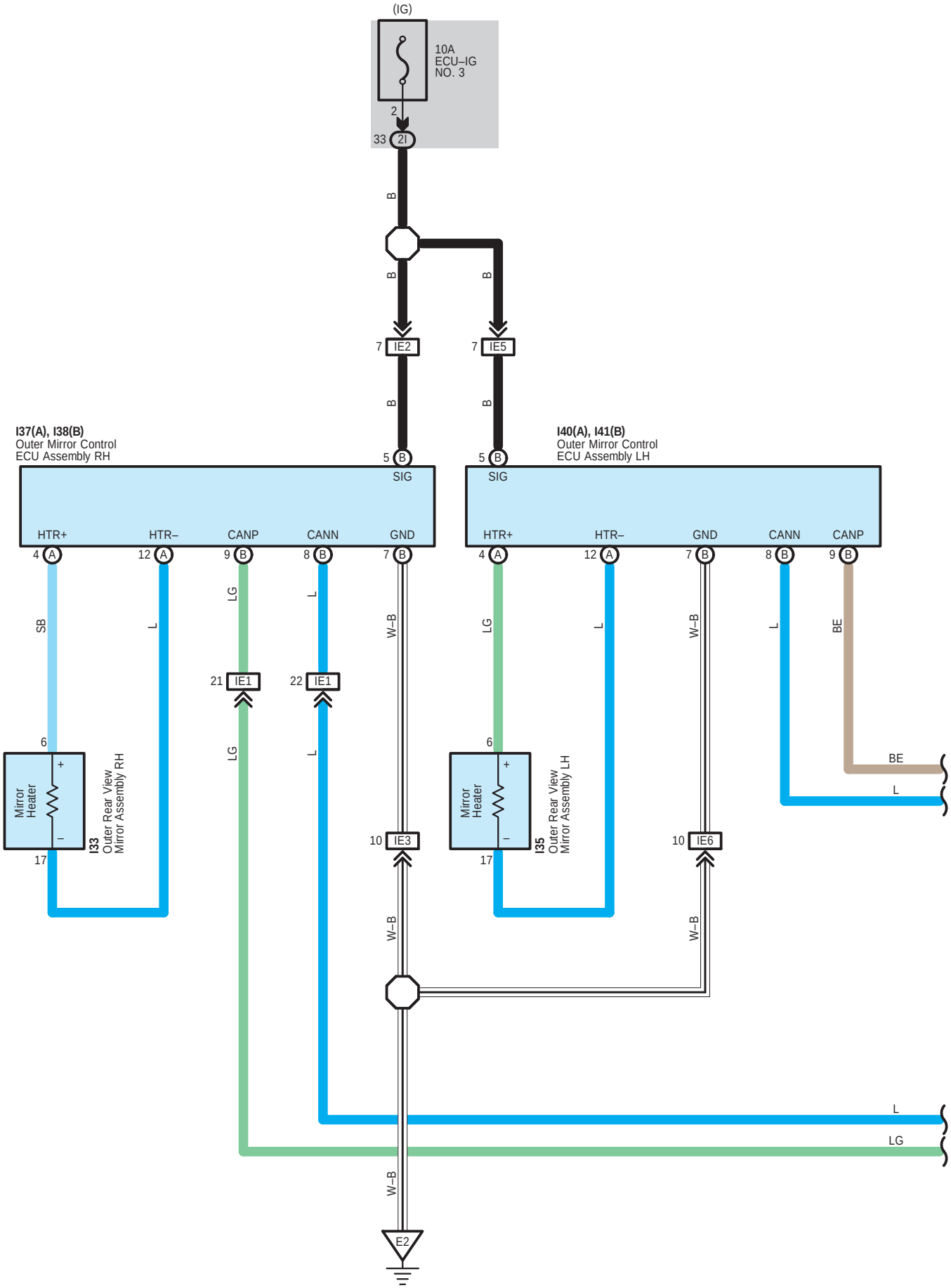
(IG)
10A
ECU–IG
NO. 3
2
33 2I
B
B
B
7 IE2
7 IE5
B
B
I37(A), I38(B)
Outer Mirror Control
ECU Assembly RH
5 B
SIG
HTR+
HTR–
CANP
CANN
GND
4 A
12 A
9 B
8 B
7 B
SB
L
LG
L
W–B
21 IE1
22 IE1
6
Mirror
Heater
+
–
17
I33
Outer Rear View
Mirror Assembly RH
LG
L
10 IE3
W–B
I40(A), I41(B)
Outer Mirror Control
ECU Assembly LH
5 B
SIG
HTR+
HTR–
GND
CANN
CANP
4 A
12 A
7 B
8 B
9 B
LG
L
W–B
L
BE
6
Mirror
Heater
+
–
17
I35
Outer Rear View
Mirror Assembly LH
10 IE6
W–B
BE
L
L
LG
W–B
E2

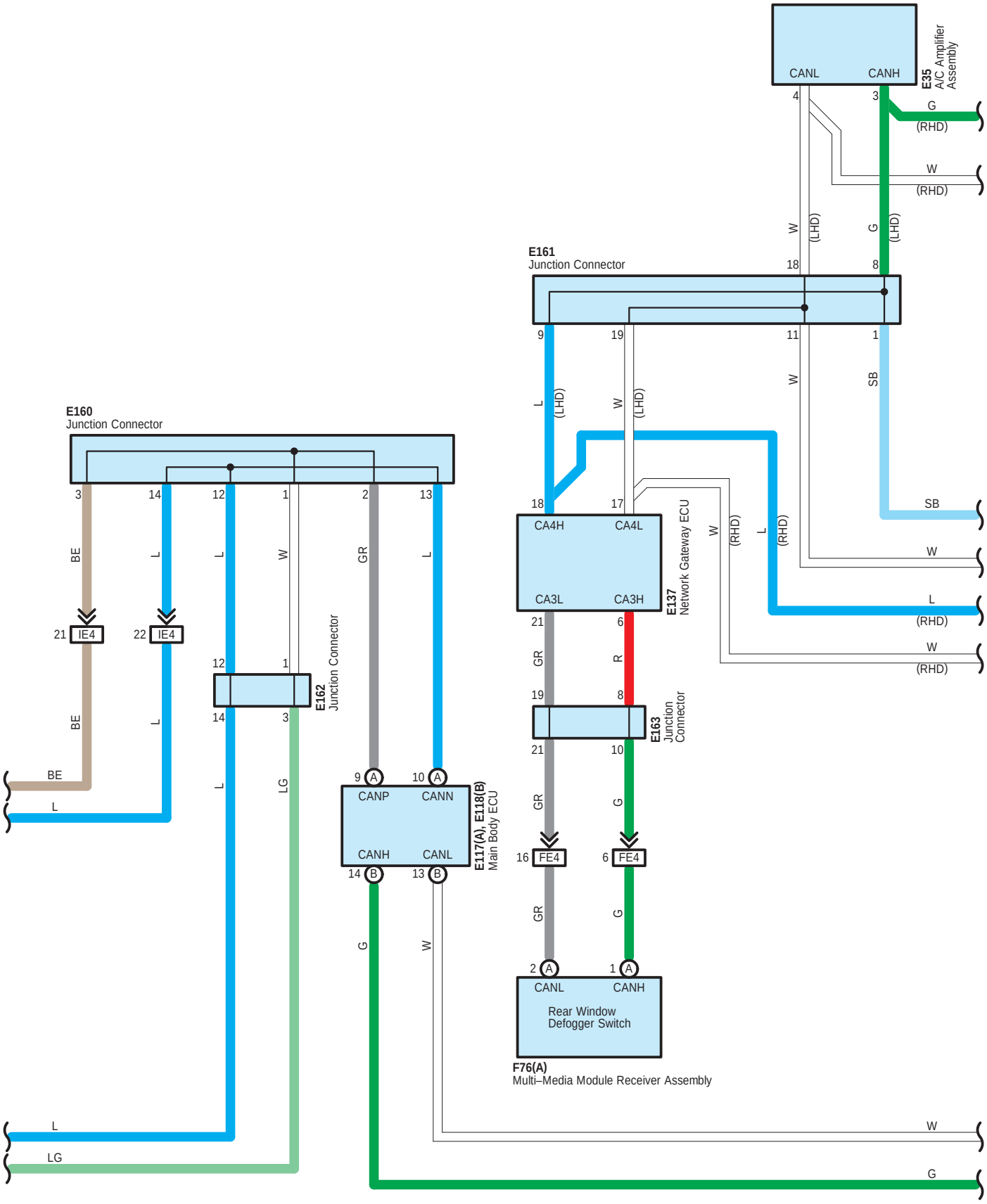
E35
A/C Amplifier Assembly
CANL
CANH
4
3
G
(RHD)
W
(RHD)
W
(LHD)
G
(LHD)
E161
Junction Connector
18
8
9
19
11
1
L
(LHD)
W
(LHD)
W
SB
SB
W
L
(RHD)
W
(RHD)
L
(RHD)
18
17
CA4H
CA4L
CA3L
CA3H
E137
Network Gateway ECU
21
6
GR
R
19
8
E163
Junction Connector
21
10
GR
G
16
FE4
6
FE4
GR
G
2
A
1
A
CANL
CANH
Rear Window Defogger Switch
F76(A)
Multi–Media Module Receiver Assembly
E160
Junction Connector
3
14
12
1
2
13
BE
L
L
W
GR
L
21
IE4
22
IE4
12
1
14
3
E162
Junction Connector
BE
L
BE
L
L
LG
9
A
10
A
CANP
CANN
CANH
CANL
14
B
13
B
E117(A), E118(B)
Main Body ECU
G
W
L
LG
W
G

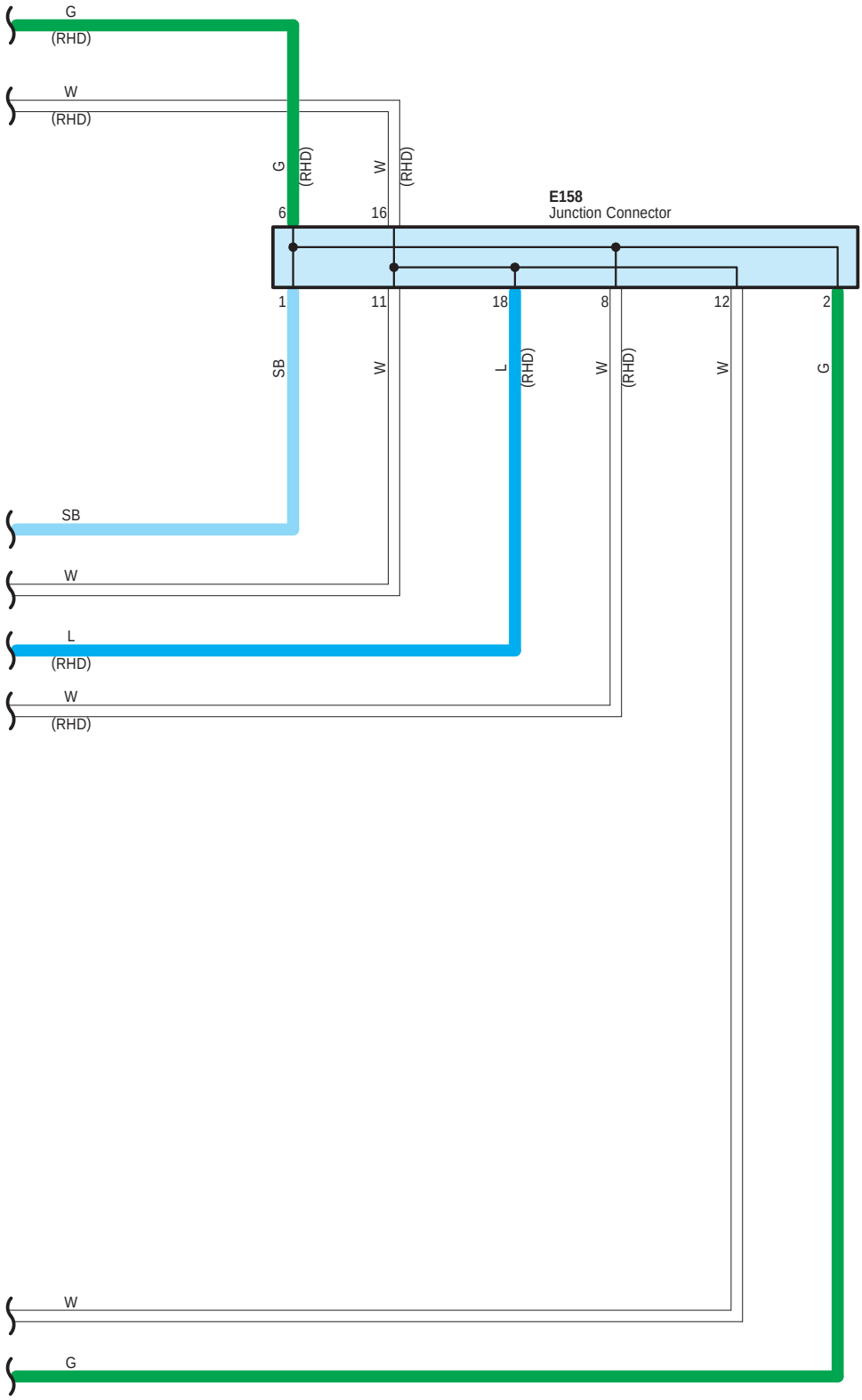
G
(RHD)
W
(RHD)
G
(RHD)
W
(RHD)
E158
Junction Connector
6
16
1
11
18
8
12
2
SB
W
L
(RHD)
W
(RHD)
W
G
SB
W
L
(RHD)
W
(RHD)
W
G

E 35
White

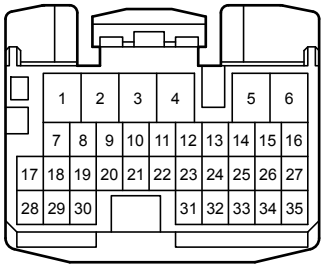

E117
White

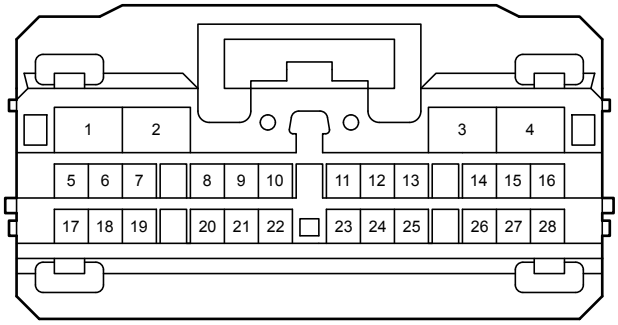

E118
White

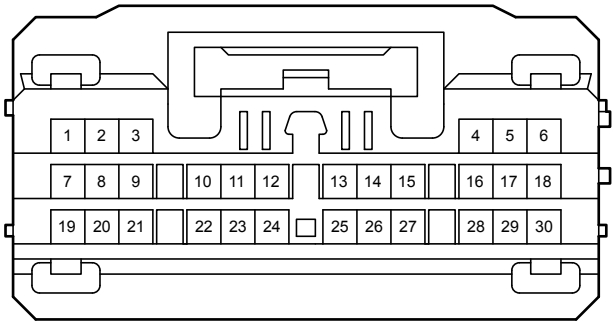

E137
Black

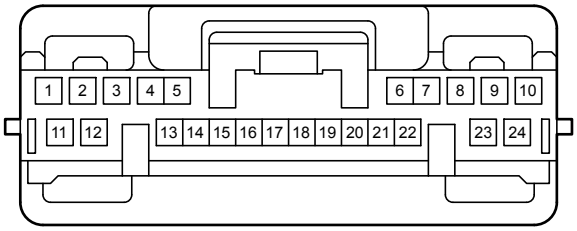

E158
White

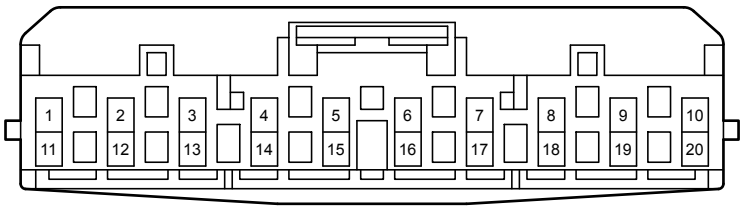

E160
Black

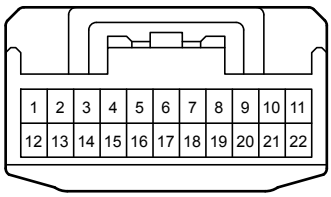

E161
White

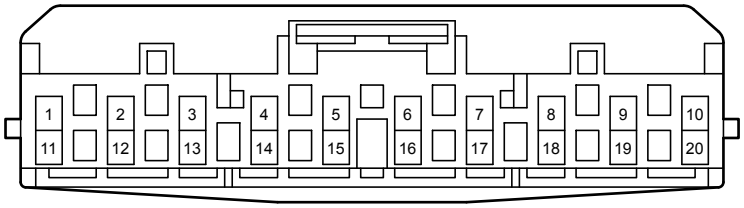

E162
Black

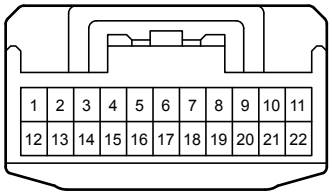

E163
Black

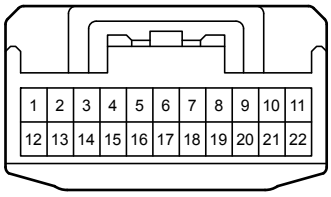

F 76
White

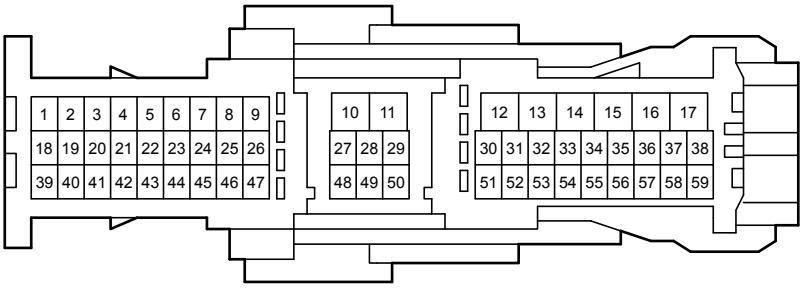

I 33
White

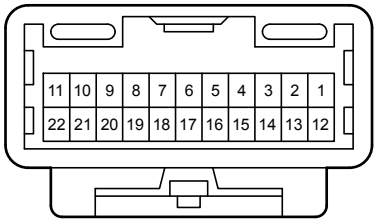

I 35
White

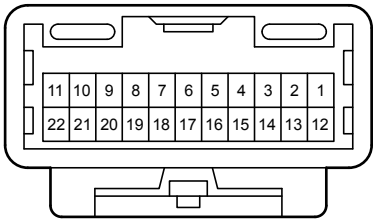

I 37
White



I 38
White

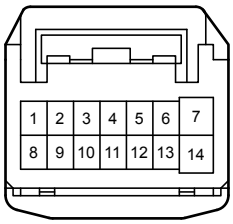

I 40
White



I 41
White

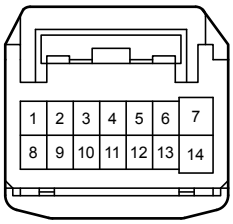

2I
White

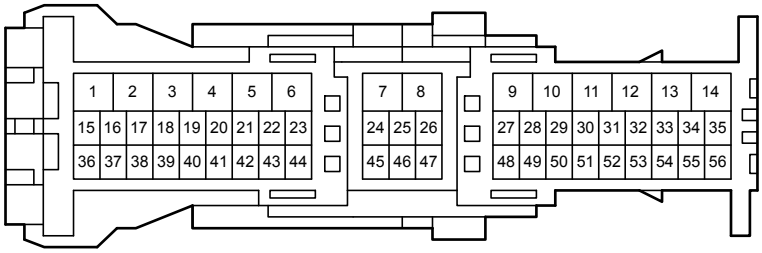

FE4
White

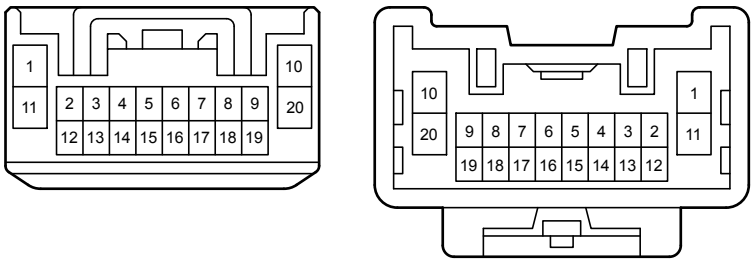

IE1
Gray

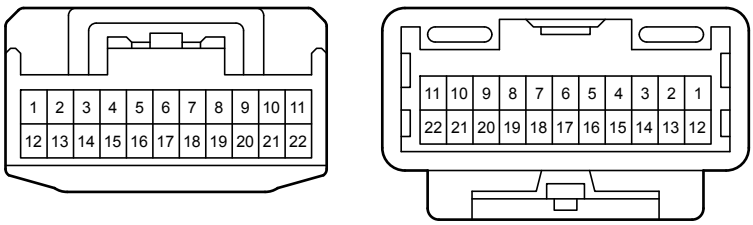

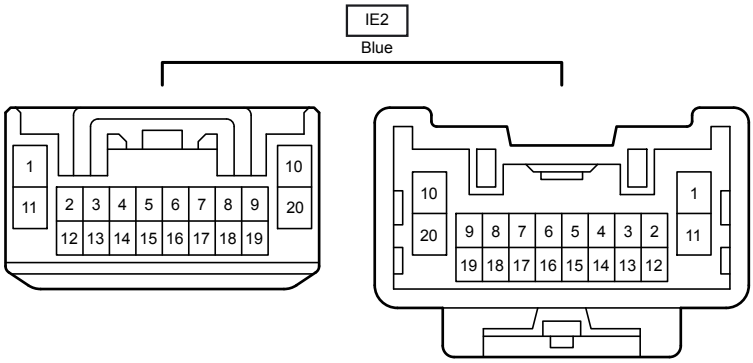
IE2
Blue
1 10
11 2 3 4 5 6 7 8 9 20
12 13 14 15 16 17 18 19
10 1
20 9 8 7 6 5 4 3 2 11
19 18 17 16 15 14 13 12

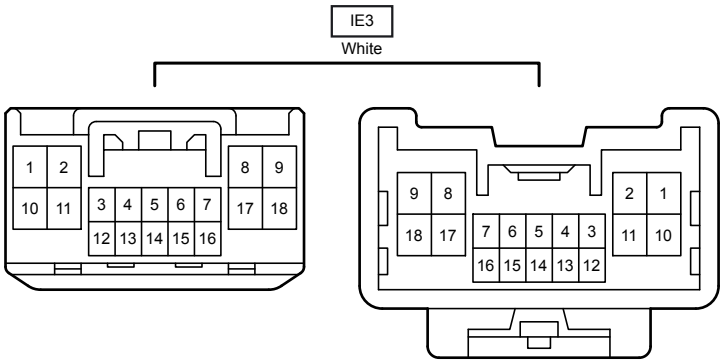
IE3
White
1 2 8 9
10 11 3 4 5 6 7 17 18
12 13 14 15 16
9 8 2 1
18 17 7 6 5 4 3 11 10
16 15 14 13 12

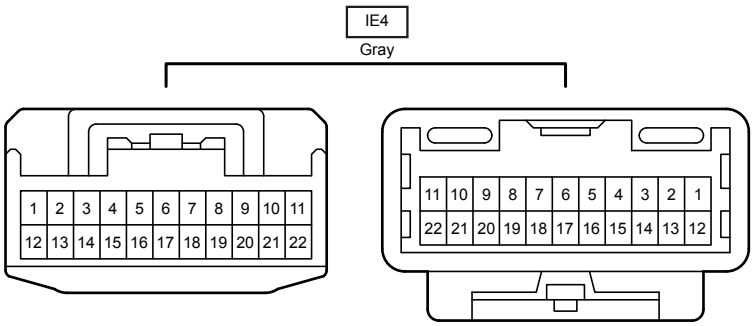
IE4
Gray
1 2 3 4 5 6 7 8 9 10 11
12 13 14 15 16 17 18 19 20 21 22
11 10 9 8 7 6 5 4 3 2 1
22 21 20 19 18 17 16 15 14 13 12

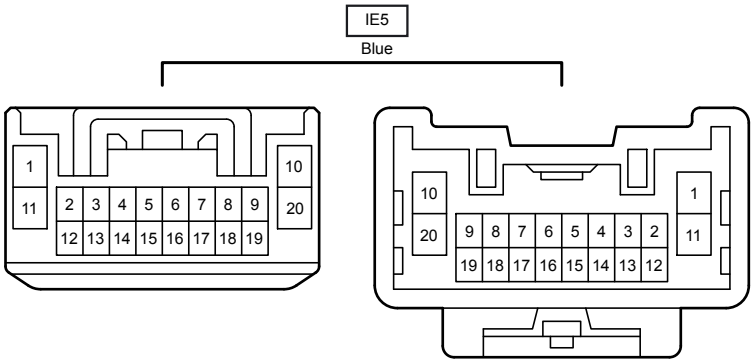
IE5
Blue
1 10
11 2 3 4 5 6 7 8 9 20
12 13 14 15 16 17 18 19
10 1
20 9 8 7 6 5 4 3 2 11
19 18 17 16 15 14 13 12

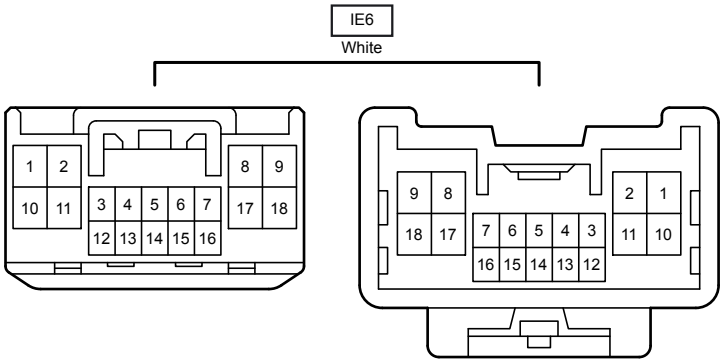
IE6
White
1
2
10
11
3
4
5
6
7
12
13
14
15
16
8
9
17
18
9
8
18
17
7
6
5
4
3
16
15
14
13
12
2
1
11
10