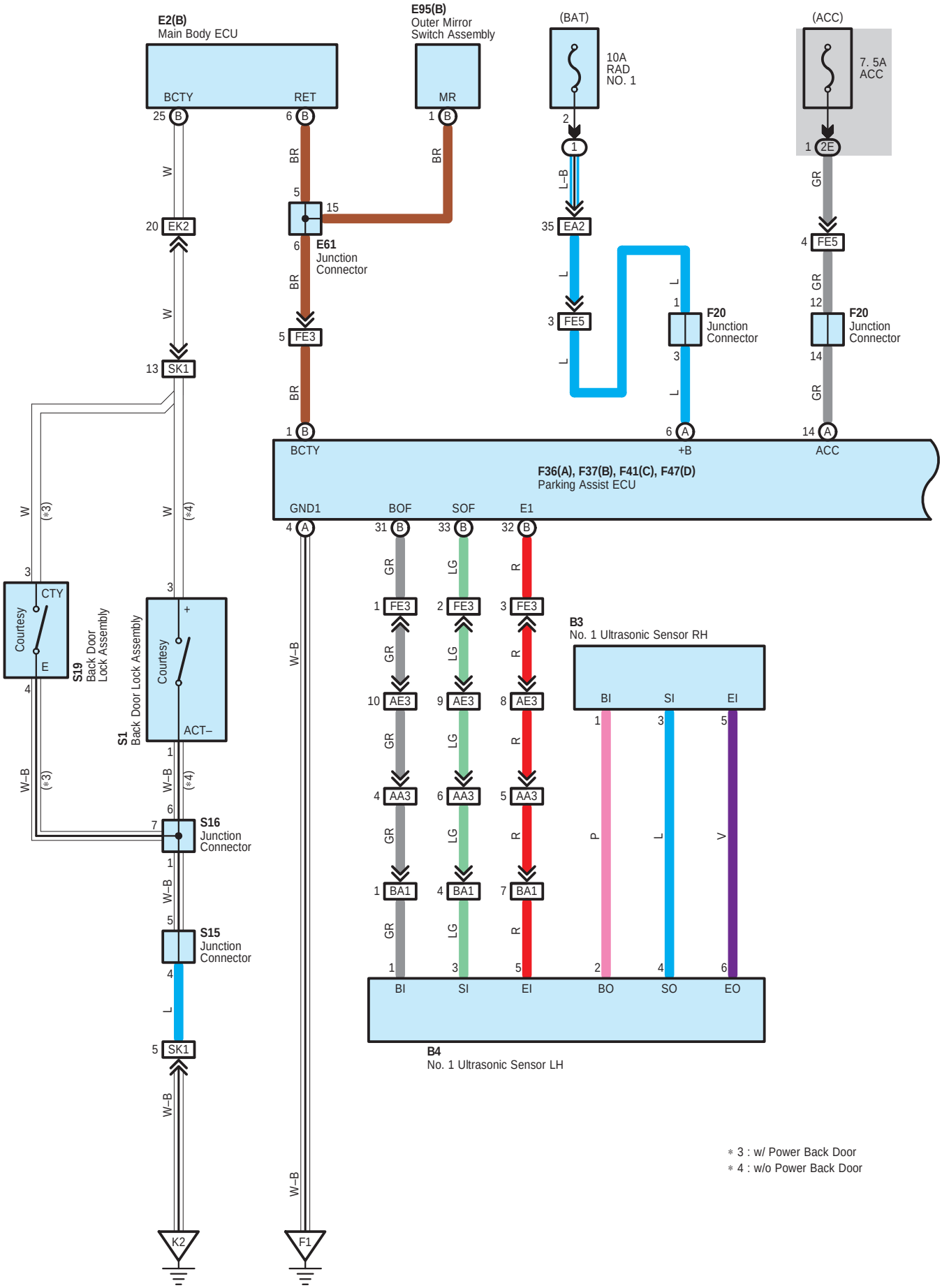
E2(B)
Main Body ECU
BCTY
RET
E95(B)
Outer Mirror
Switch Assembly
MR
(BAT)
10A
RAD
NO. 1
(ACC)
7. 5A
ACC
E61
Junction
Connector
F20
Junction
Connector
F36(A), F37(B), F41(C), F47(D)
Parking Assist ECU
BCTY
+B
ACC
GND1
BOF
SOF
E1
S19
Back Door
Lock Assembly
Courtesy
CTY
E
S1
Back Door Lock Assembly
ACT–
S16
Junction
Connector
S15
Junction
Connector
B3
No. 1 Ultrasonic Sensor RH
BI
SI
EI
B4
No. 1 Ultrasonic Sensor LH
BI
SI
EI
BO
SO
EO
K2
F1
∗ 3 : w/ Power Back Door
∗ 4 : w/o Power Back Door

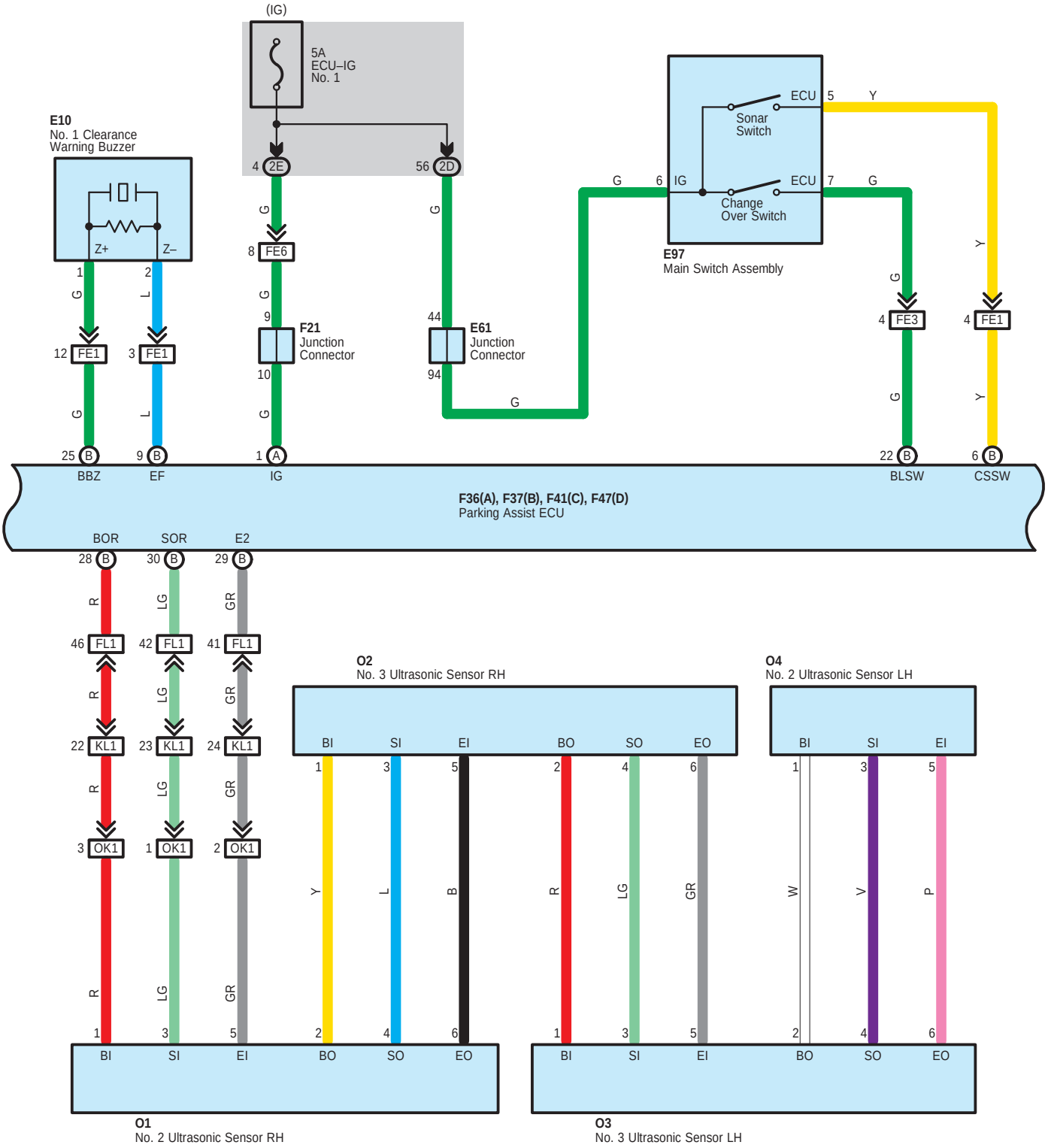
(IG)
5A
ECU–IG
No. 1
E10
No. 1 Clearance
Warning Buzzer
Z+
Z–
4 2E
56 2D
8 FE6
9
10
F21
Junction
Connector
44
94
E61
Junction
Connector
ECU 5
Sonar
Switch
G 6 IG
ECU 7
Change
Over Switch
E97
Main Switch Assembly
12 FE1
3 FE1
4 FE3
4 FE1
25 B
9 B
1 A
22 B
6 B
BBZ
EF
IG
BLSW
CSSW
F36(A), F37(B), F41(C), F47(D)
Parking Assist ECU
BOR
SOR
E2
28 B
30 B
29 B
46 FL1
42 FL1
41 FL1
22 KL1
23 KL1
24 KL1
3 OK1
1 OK1
2 OK1
O2
No. 3 Ultrasonic Sensor RH
BI SI EI BO SO EO
O4
No. 2 Ultrasonic Sensor LH
BI SI EI
O1
No. 2 Ultrasonic Sensor RH
BI SI EI BO SO EO
O3
No. 3 Ultrasonic Sensor LH
BI SI EI BO SO EO

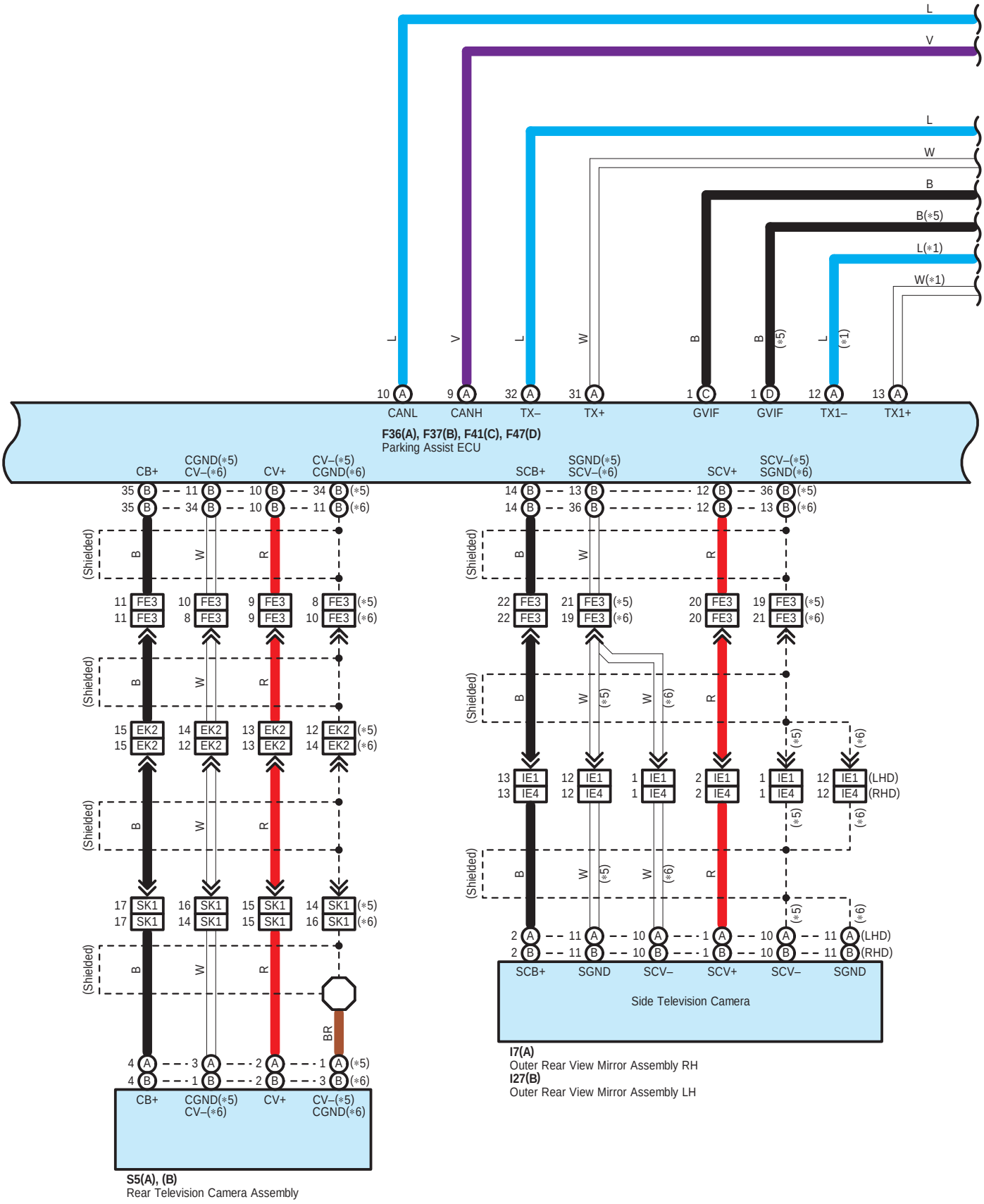
L
V
L
W
B
B(*5)
L(*1)
W(*1)
10 A CANL
9 A CANH
32 A TX–
31 A TX+
1 C GVIF
1 D GVIF
12 A TX1–
13 A TX1+
F36(A), F37(B), F41(C), F47(D)
Parking Assist ECU
CB+
CGND(*5) CV–(*6)
CV+
CV–(*5) CGND(*6)
SCB+
SGND(*5) SCV–(*6)
SCV+
SCV–(*5) SGND(*6)
(Shielded)
FE3
EK2
SK1
IE1
IE4
(LHD)
(RHD)
BR
SCB+
SGND
SCV–
SCV+
SCV–
SGND
Side Television Camera
I7(A)
Outer Rear View Mirror Assembly RH
I27(B)
Outer Rear View Mirror Assembly LH
CB+
CGND(*5) CV–(*6)
CV+
CV–(*5) CGND(*6)
S5(A), (B)
Rear Television Camera Assembly

∗ 1 : w/ Rear Seat Entertainment System Before Jul. 2009 Production
∗ 2 : w/o Rear Seat Entertainment System Before Jul. 2009 Production
∗ 5 : Before Jul. 2009 Production
∗ 6 : From Jul. 2009 Production

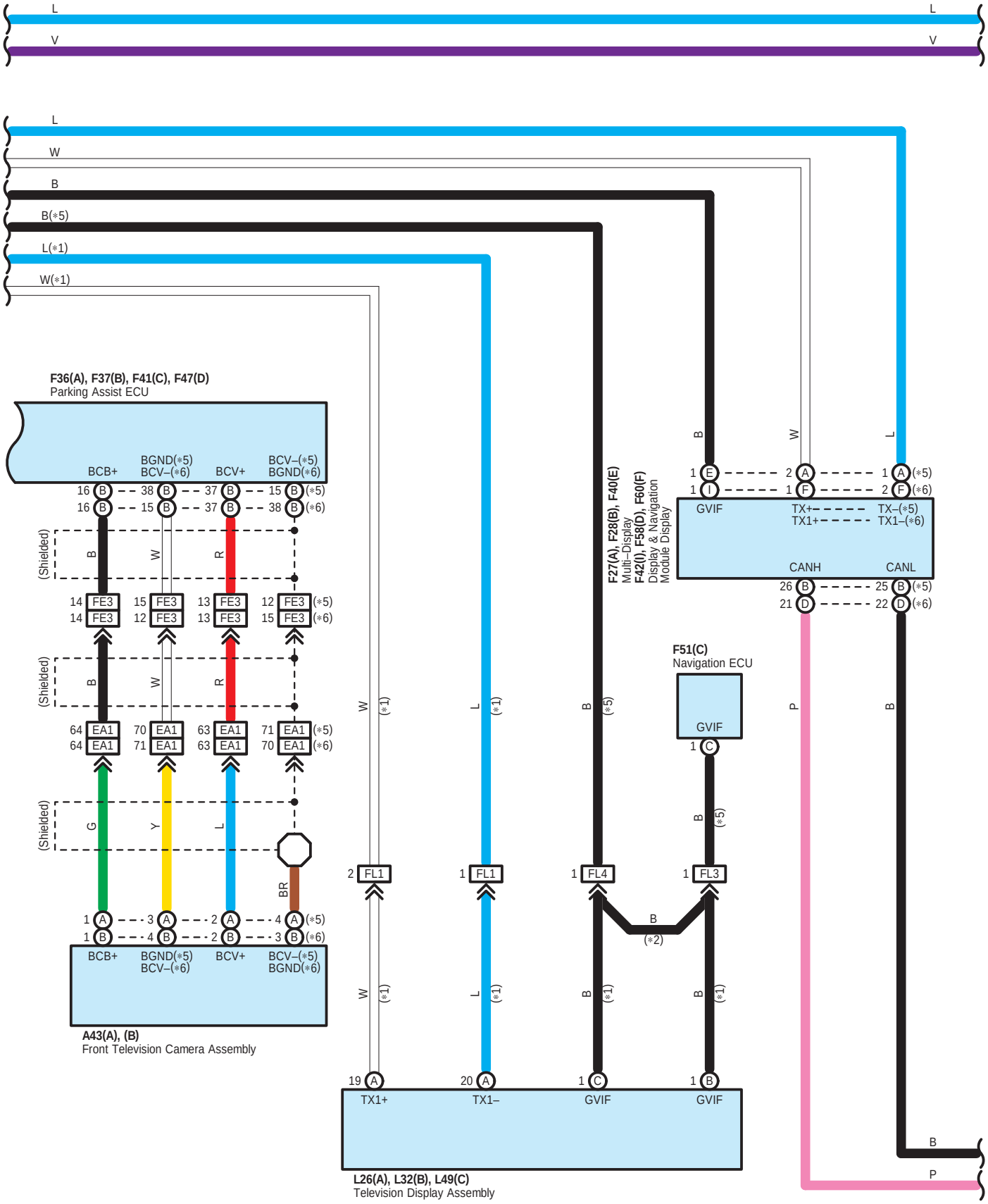

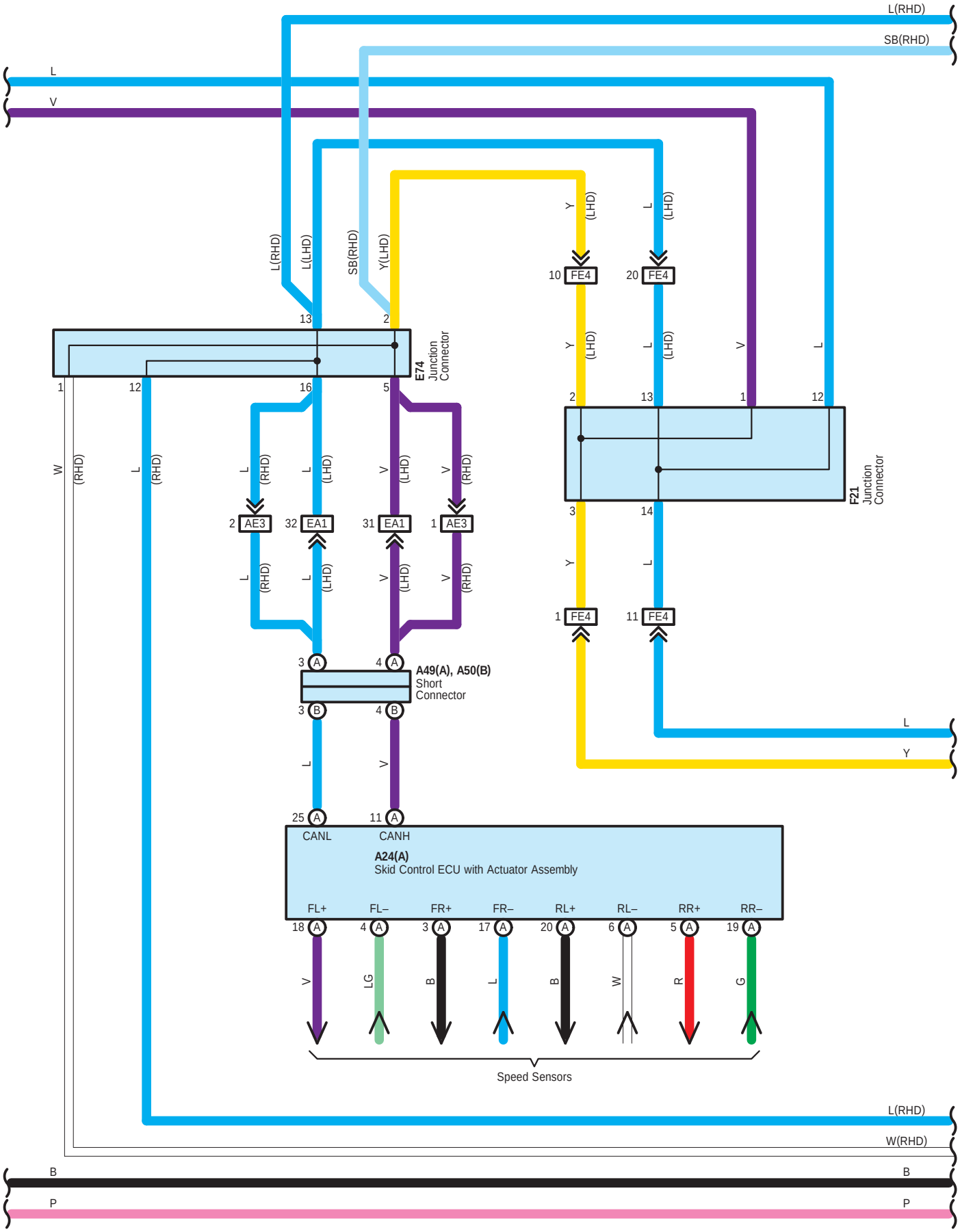
L(RHD)
SB(RHD)
L
V
L(RHD)
L(LHD)
SB(RHD)
Y(LHD)
Y (LHD)
L (LHD)
10 FE4
20 FE4
13
2
E74
Junction
Connector
1
12
16
5
Y (LHD)
L (LHD)
V
L
2
13
1
12
F21
Junction
Connector
3
14
W
(RHD)
L
(RHD)
L (RHD)
L (LHD)
V (LHD)
V (RHD)
2 AE3
32 EA1
31 EA1
1 AE3
L (RHD)
L (LHD)
V (LHD)
V (RHD)
Y
L
1 FE4
11 FE4
3 A
4 A
A49(A), A50(B)
Short
Connector
3 B
4 B
L
V
L
Y
25 A
11 A
CANL
CANH
A24(A)
Skid Control ECU with Actuator Assembly
FL+
FL–
FR+
FR–
RL+
RL–
RR+
RR–
18 A
4 A
3 A
17 A
20 A
6 A
5 A
19 A
V
LG
B
L
B
W
R
G
Speed Sensors
L(RHD)
W(RHD)
B
B
P
P

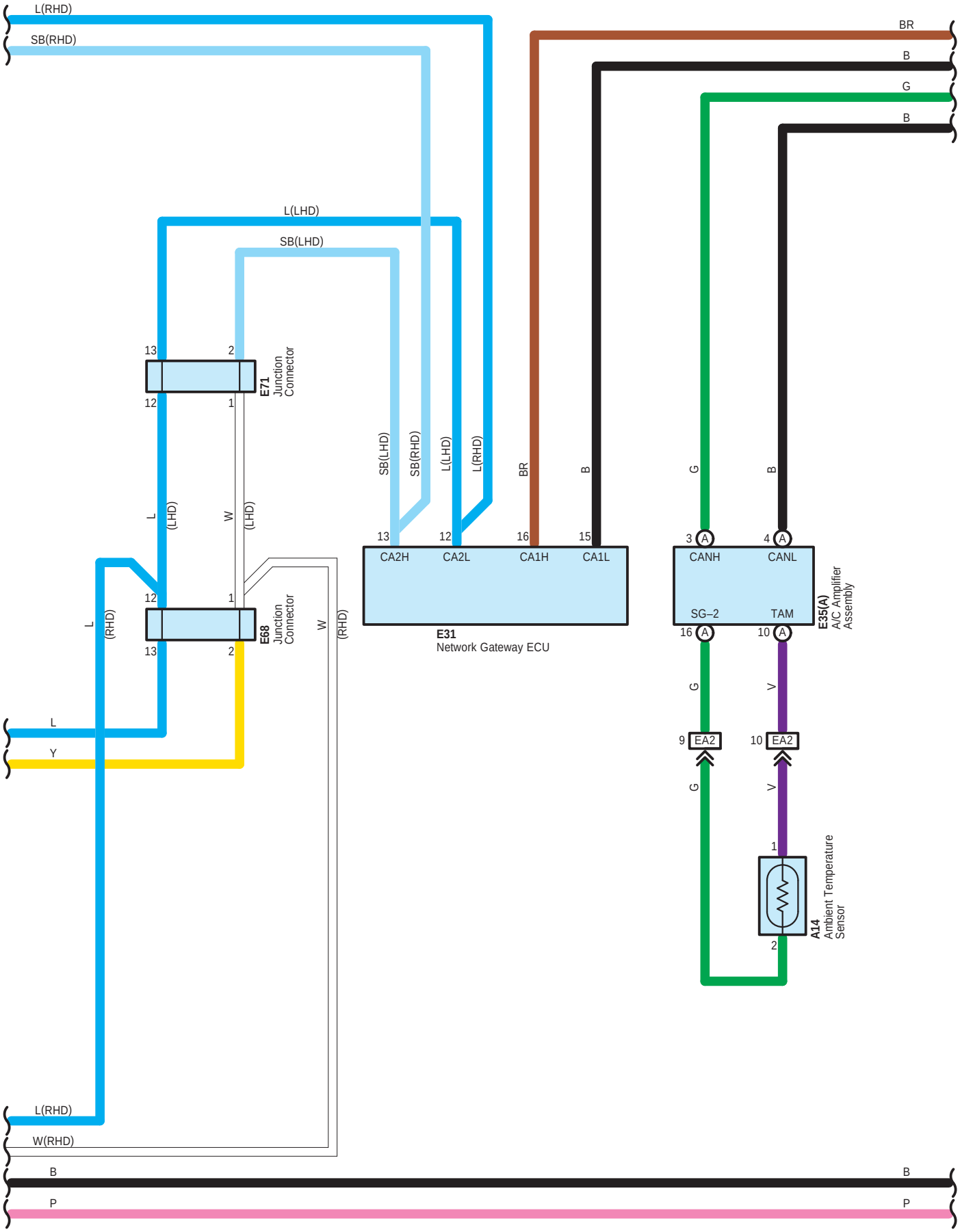
L(RHD)
SB(RHD)
BR
B
G
B
L(LHD)
SB(LHD)
13
2
12
1
E71
Junction
Connector
SB(LHD)
SB(RHD)
L(LHD)
L(RHD)
BR
B
G
B
L
(LHD)
W
(LHD)
13
12
16
15
CA2H
CA2L
CA1H
CA1L
E31
Network Gateway ECU
3
4
CANH
CANL
SG–2
TAM
16
10
E35(A)
A/C Amplifier
Assembly
12
1
13
2
E68
Junction
Connector
L
(RHD)
W
(RHD)
G
V
L
Y
9
EA2
10
EA2
G
V
1
2
A14
Ambient Temperature
Sensor
L(RHD)
W(RHD)
B
B
P
P

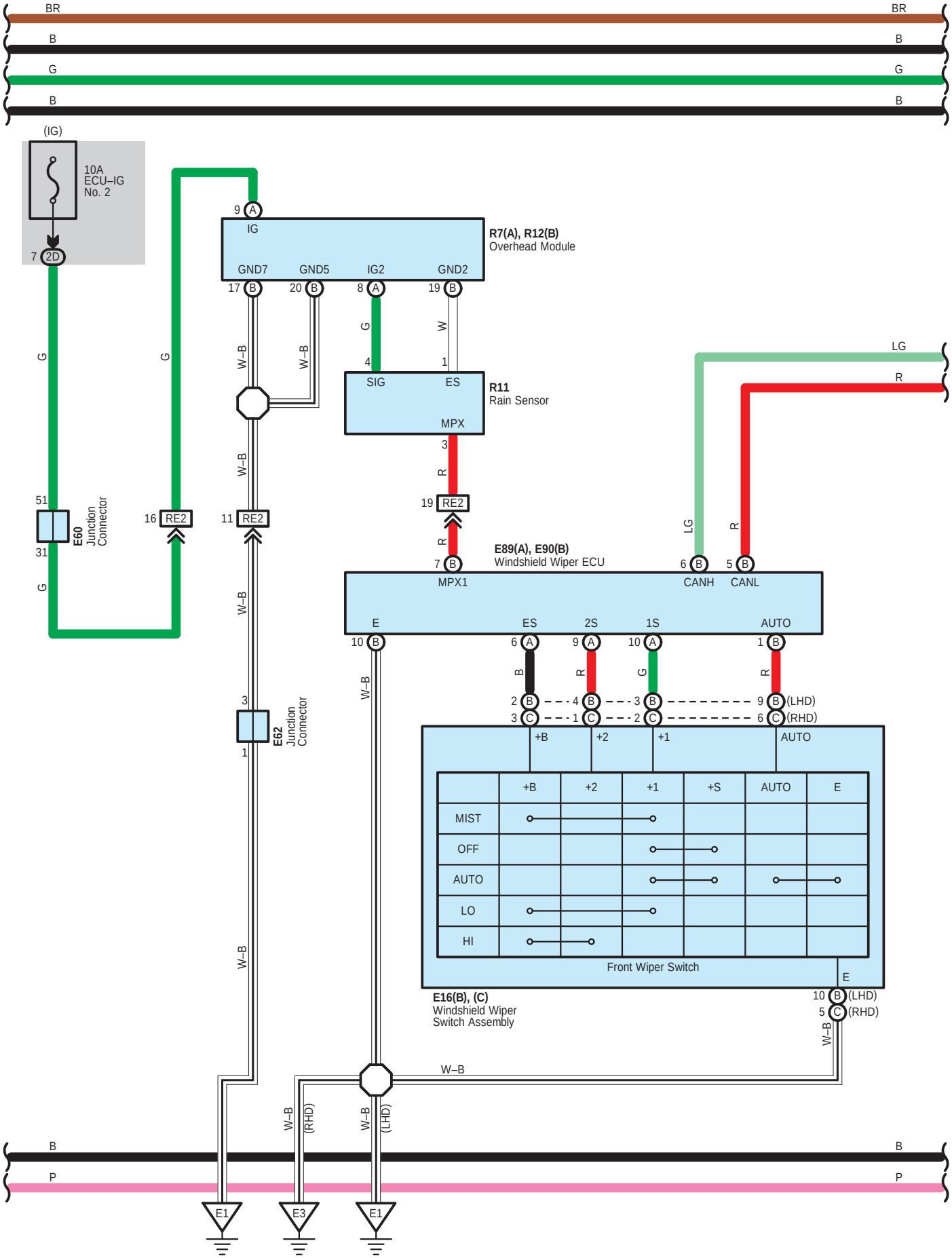
BR
B
G
B
(IG)
10A
ECU–IG
No. 2
7 2D
9 A
IG
R7(A), R12(B)
Overhead Module
GND7
GND5
IG2
GND2
17 B
20 B
8 A
19 B
G
W
4
1
SIG
ES
R11
Rain Sensor
MPX
3
R
19 RE2
51
31
E60
Junction
Connector
16 RE2
11 RE2
W–B
E89(A), E90(B)
Windshield Wiper ECU
7 B
MPX1
6 B
5 B
CANH
CANL
LG
R
E
ES
2S
1S
AUTO
10 B
6 A
9 A
10 A
1 B
B
2 B
3 C
4 B
1 C
3 B
2 C
9 B (LHD)
6 C (RHD)
3
1
E62
Junction
Connector
+B
+2
+1
+S
MIST
OFF
AUTO
LO
HI
Front Wiper Switch
E16(B), (C)
Windshield Wiper
Switch Assembly
10 B (LHD)
5 C (RHD)
(RHD)
(LHD)
P
E1
E3

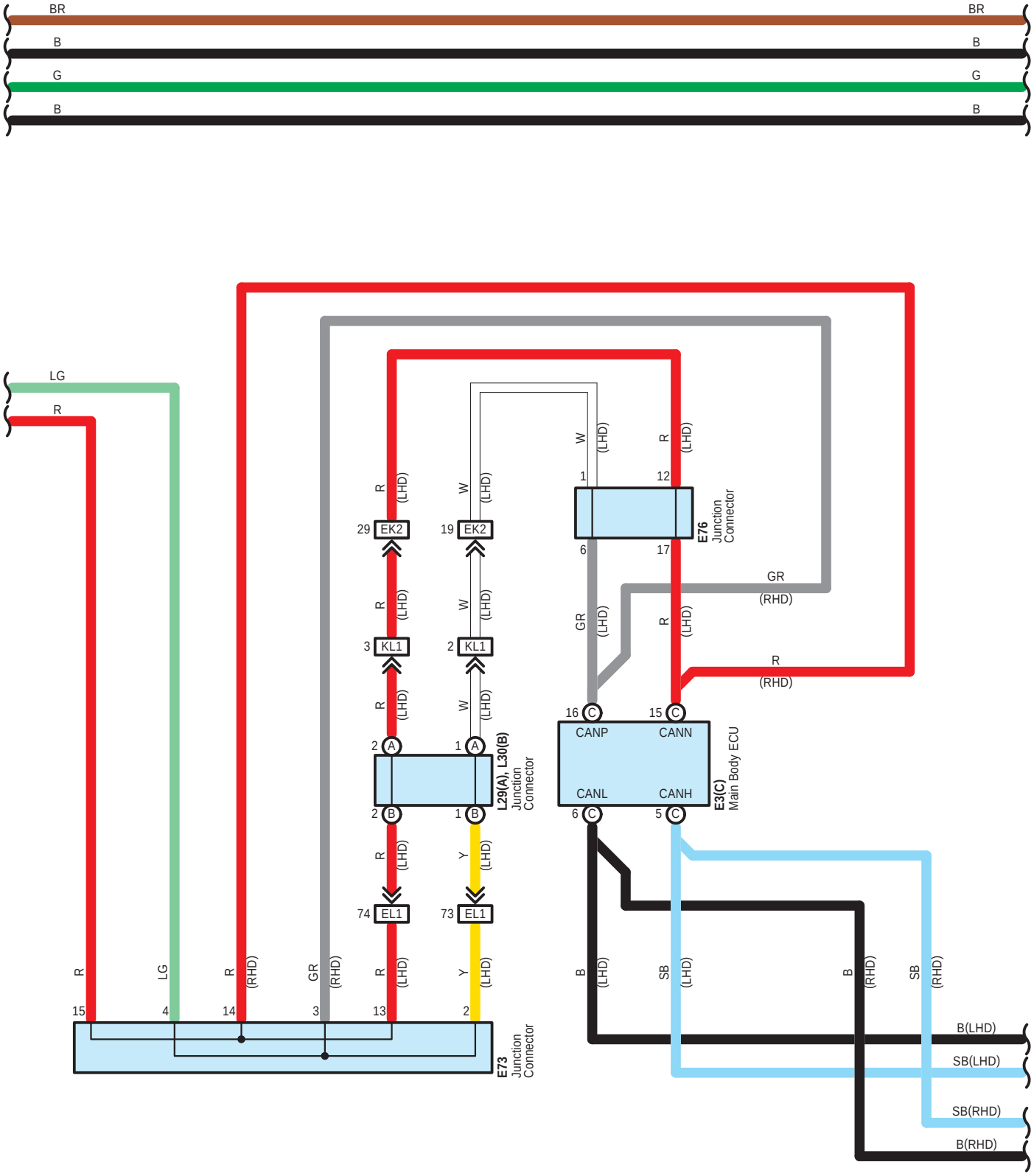
BR
B
G
B
LG
R
EK2
KL1
EL1
L29(A), L30(B) Junction Connector
E76 Junction Connector
E3(C) Main Body ECU
CANP
CANN
CANL
CANH
E73 Junction Connector
B(LHD)
SB(LHD)
SB(RHD)
B(RHD)
P

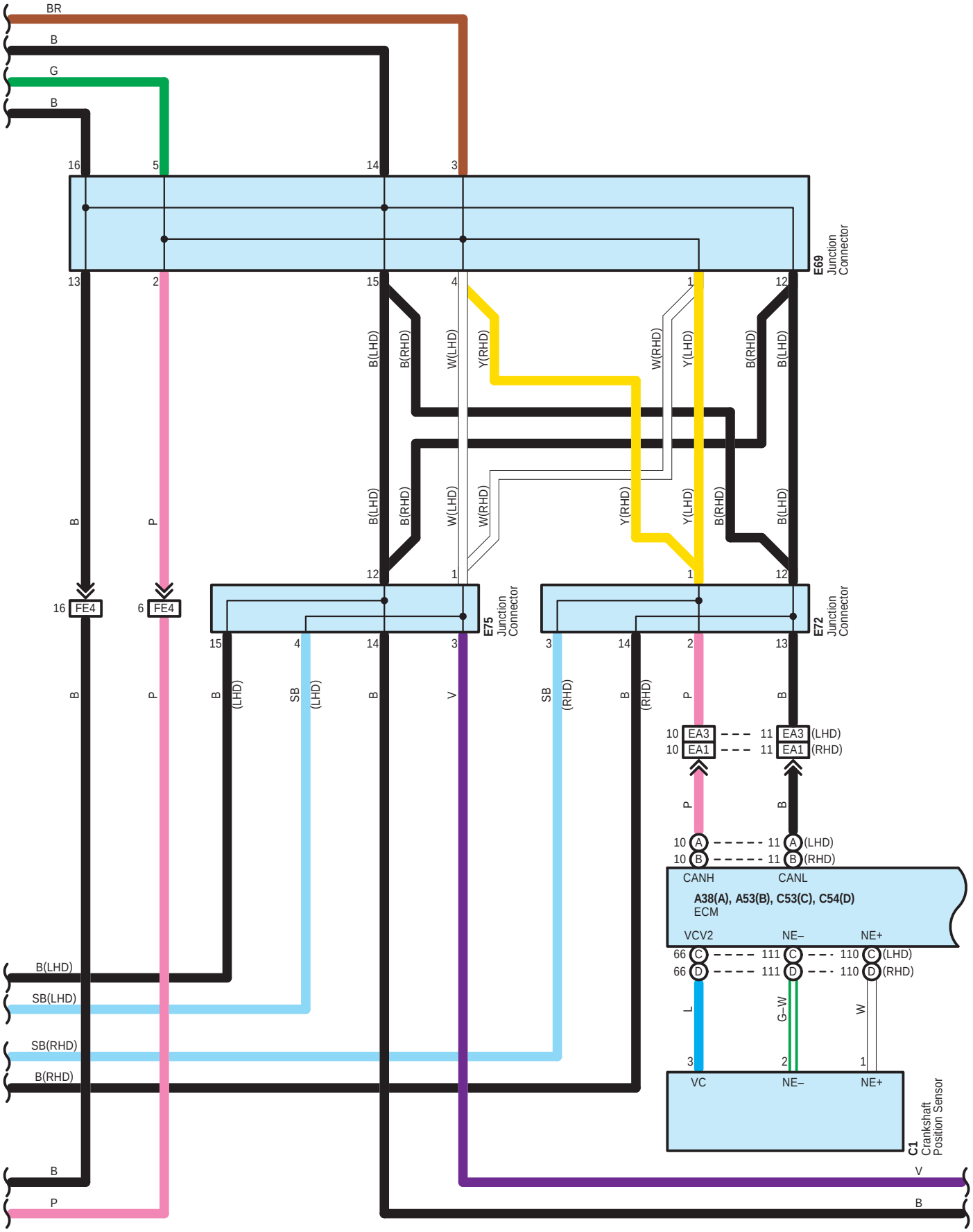
BR
B
G
B
16
5
14
3
E69
Junction
Connector
13
2
15
4
1
12
B(LHD)
B(RHD)
W(LHD)
Y(RHD)
W(RHD)
Y(LHD)
B(RHD)
B(LHD)
B
P
W(RHD)
Y(RHD)
Y(LHD)
16 FE4
6 FE4
E75
Junction
Connector
E72
Junction
Connector
15
4
14
3
3
14
2
13
B
P
B (LHD)
SB (LHD)
B
V
SB (RHD)
B (RHD)
P
B
10 EA3
10 EA1
11 EA3 (LHD)
11 EA1 (RHD)
10 A
10 B
11 A (LHD)
11 B (RHD)
CANH
CANL
A38(A), A53(B), C53(C), C54(D)
ECM
VCV2
NE–
NE+
66 C
66 D
111 C
111 D
110 C (LHD)
110 D (RHD)
L
G–W
W
3
2
1
VC
NE–
NE+
C1
Crankshaft
Position Sensor
B(LHD)
SB(LHD)
SB(RHD)
B(RHD)
B
P
V
B

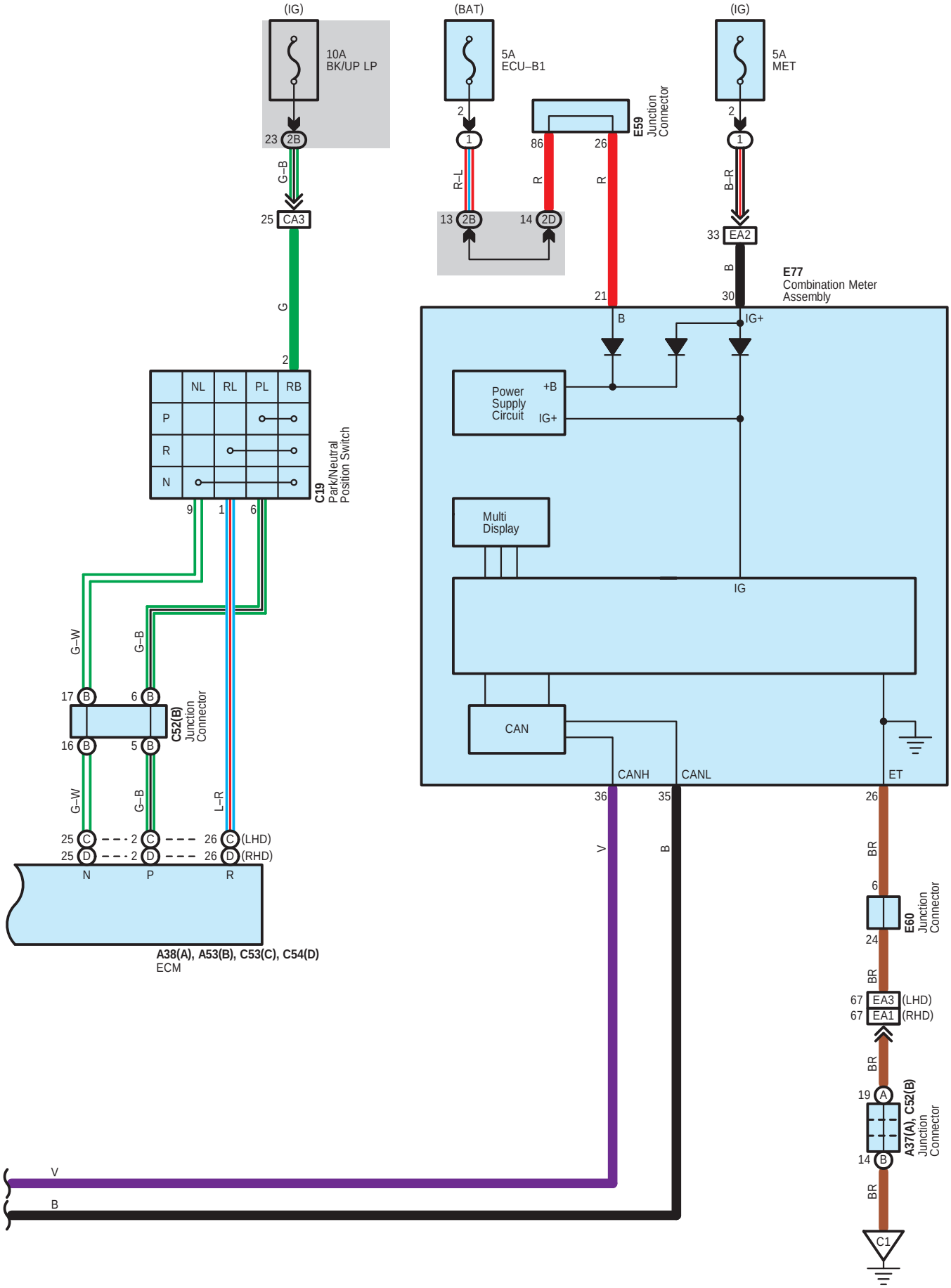
(IG)
10A
BK/UP LP
23 2B
G–B
25 CA3
G
2
NL RL PL RB
P
R
N
C19
Park/Neutral
Position Switch
9 1 6
G–W
G–B
17 B 6 B
16 B 5 B
C52(B)
Junction
Connector
G–W
G–B
L–R
25 C 2 C 26 C (LHD)
25 D 2 D 26 D (RHD)
N P R
A38(A), A53(B), C53(C), C54(D)
ECM
(BAT)
5A
ECU–B1
2
1
R–L
13 2B
14 2D
86 26
E59
Junction
Connector
R
R
(IG)
5A
MET
2
1
B–R
33 EA2
B
E77
Combination Meter
Assembly
21 30
B
IG+
Power
Supply
Circuit
+B
IG+
Multi
Display
IG
CAN
CANH CANL ET
36 35 26
V
B
BR
6
E60
Junction
Connector
24
BR
67 EA3 (LHD)
67 EA1 (RHD)
BR
19 A
A37(A), C52(B)
Junction
Connector
14 B
BR
C1
V
B

A 14
Black

A 24
Black

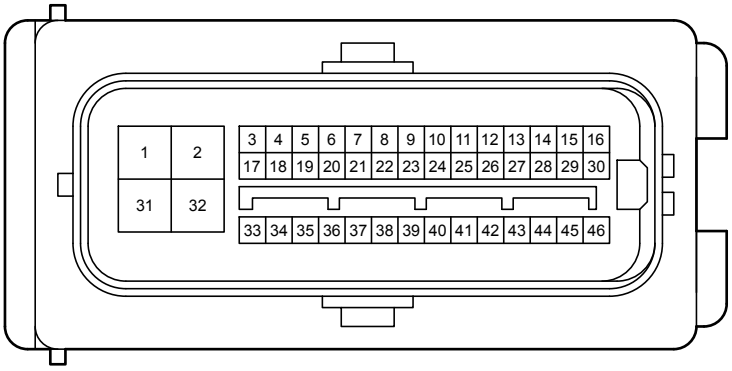

A 37
Blue

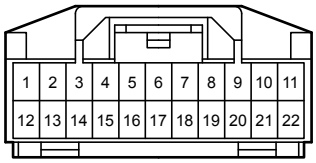

A 38
Black

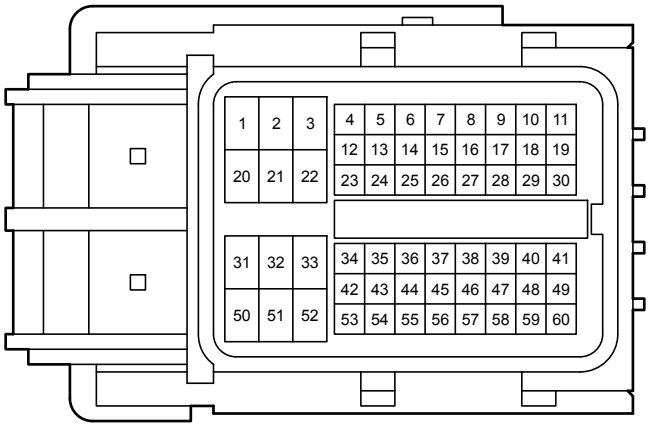

A 43
Black

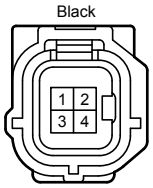

A 49
Gray

A 50
Gray



A 53
Black

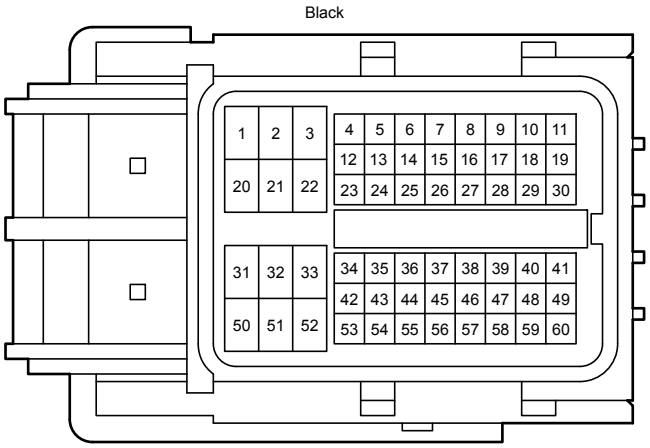

B 3
Black

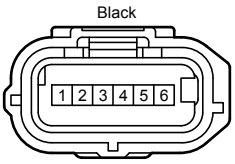

B 4

Black



C 1

Black



C 19

Gray

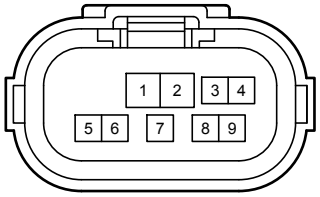

C 52

Blue

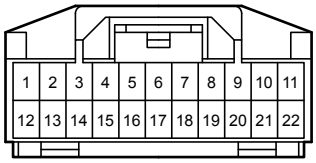

C 53

Black

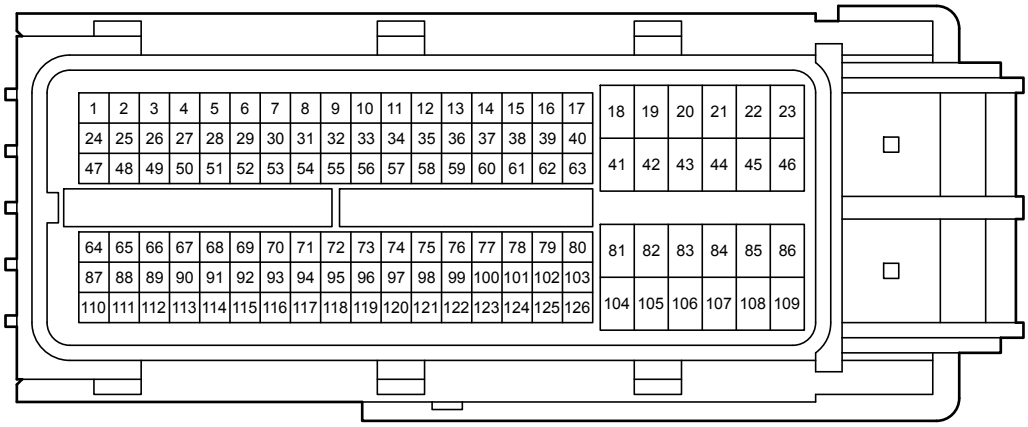

C 54

Black

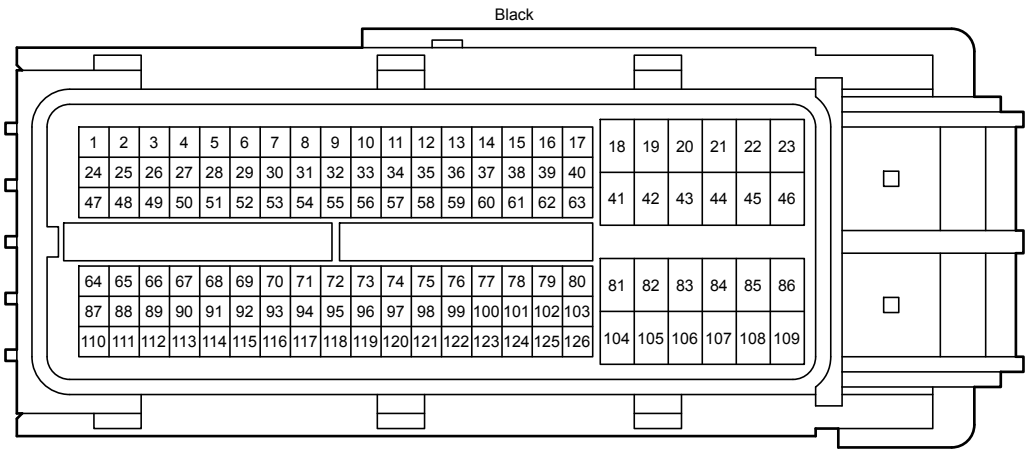

E 2

White

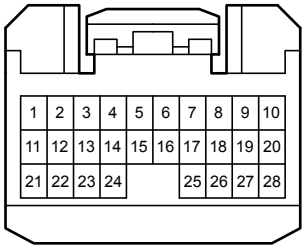

E 3

White

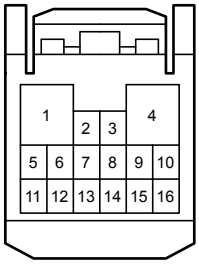

E 10

Black

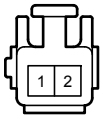

E 16

White

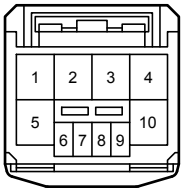

E 31

White

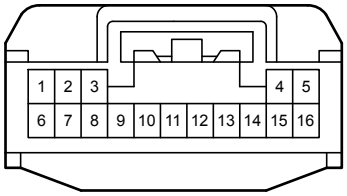

E 35

White

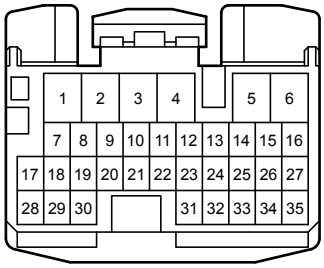

E 59

White

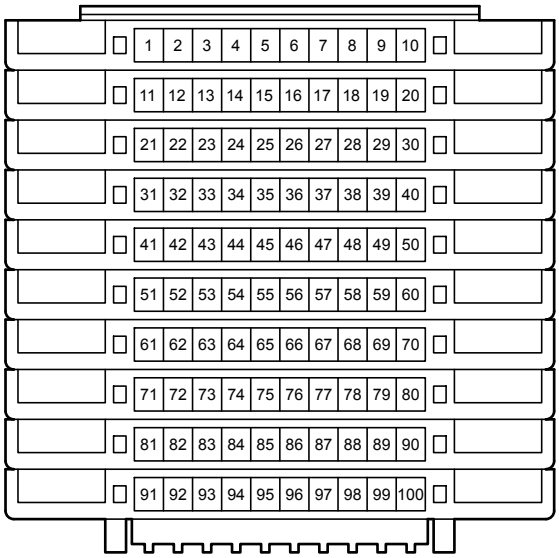

E 60

White

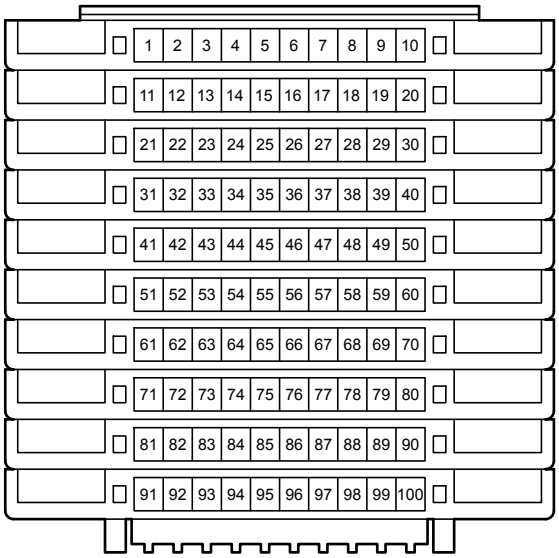

E 61
White

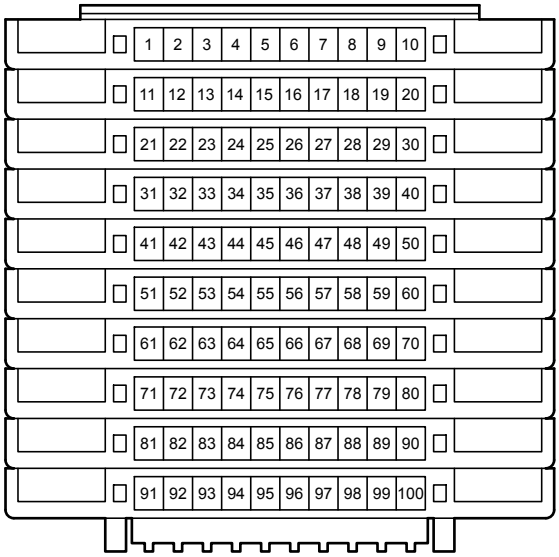

E 62
White

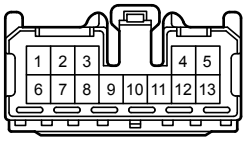

E 68
Gray

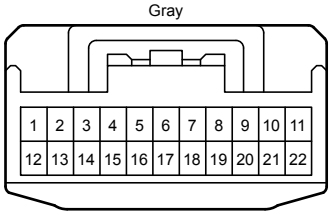

E 69
Gray

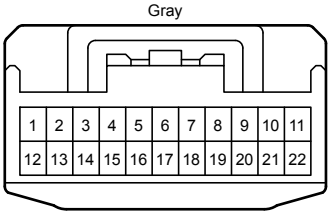

E 71
Gray

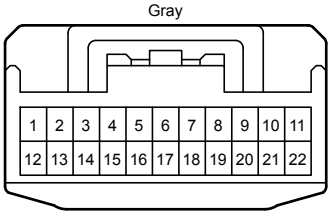

E 72
Gray

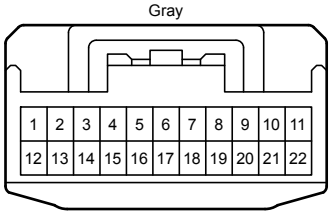

E 73
Gray

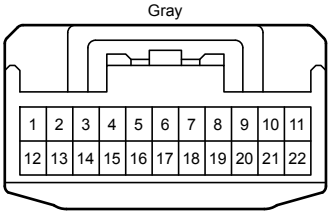

E 74
Gray

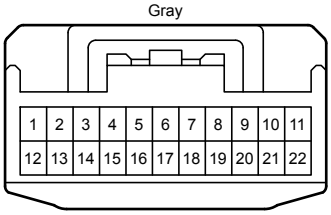

E 75
Gray

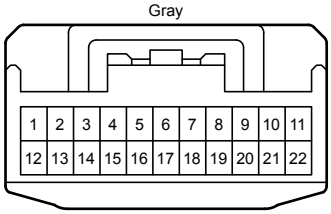

E 76
Gray

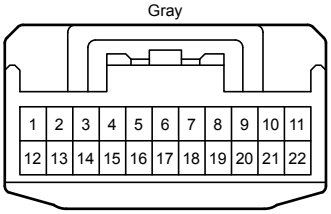

E 77
White

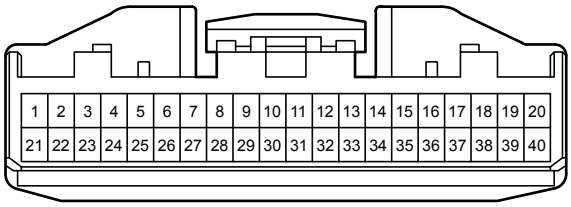

E 89
Blue

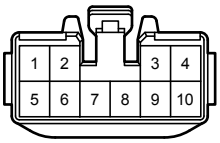

E 90
White



E 95
White

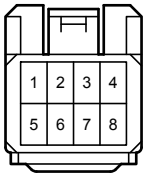

E 97
Black

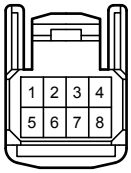

F 20
Gray

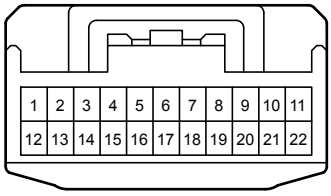

F 21
Black

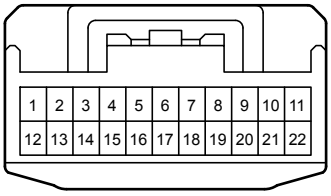

F 27
White

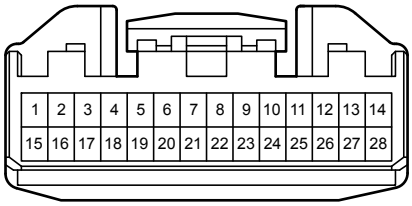

F 28
White

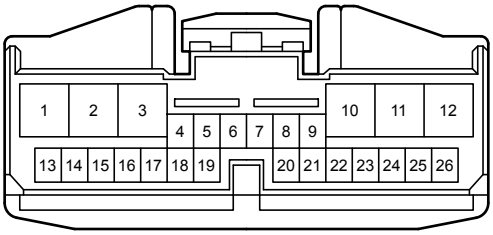

F 36
White

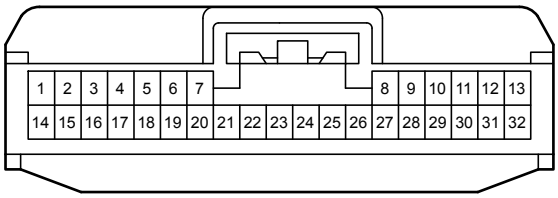

F 37
White

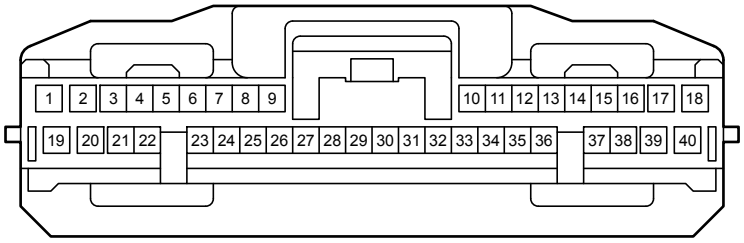

F 40
Blue

F 41
White

F 42
Blue

F 47
Blue

F 51
White

F 58
White

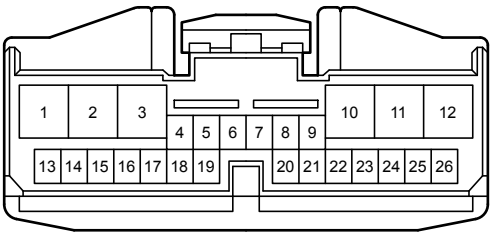

F 60
White

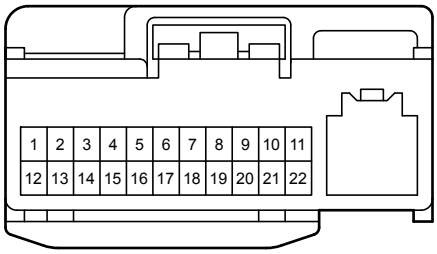

I 7
White

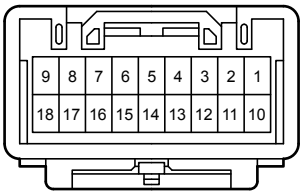

I 27
White

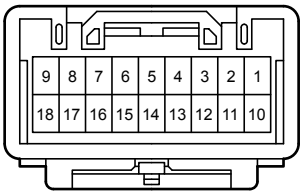

L 26
White

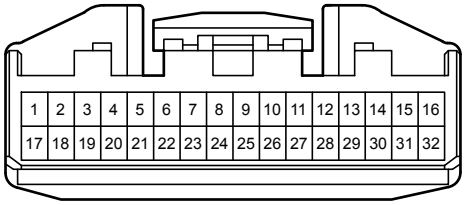

L 29
White

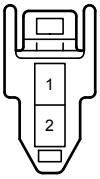

L 30
White

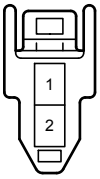

L 32
Blue

L 49
White

O 1
Black



O 2
Black

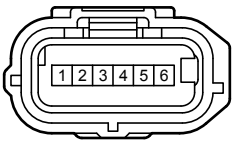

O 3
Black



O 4
Black

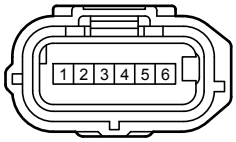

R 7
White

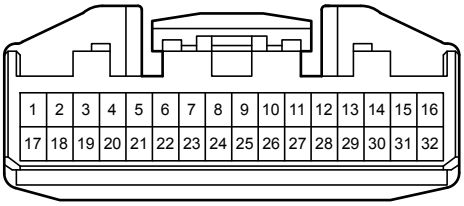

R 11
Black

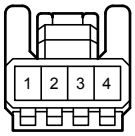

R 12
White

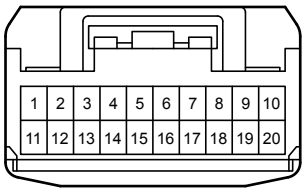

S 1
Black

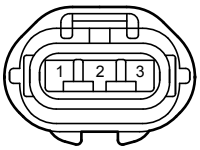

S 5
Black

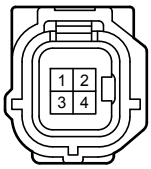

S 15
White

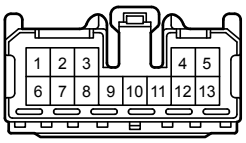

S 16
White

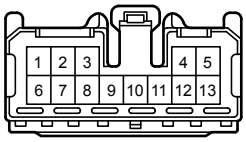

S 19
Black

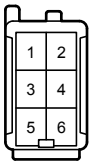

2B
White

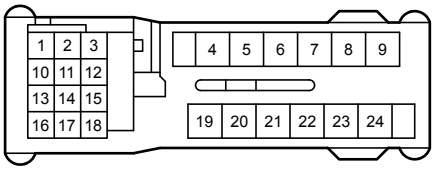

2D
White

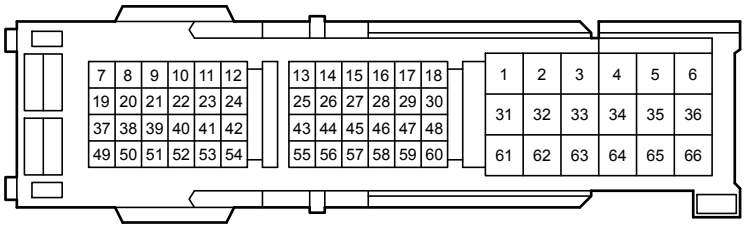

2E
White

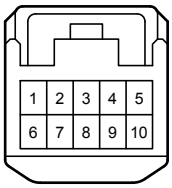

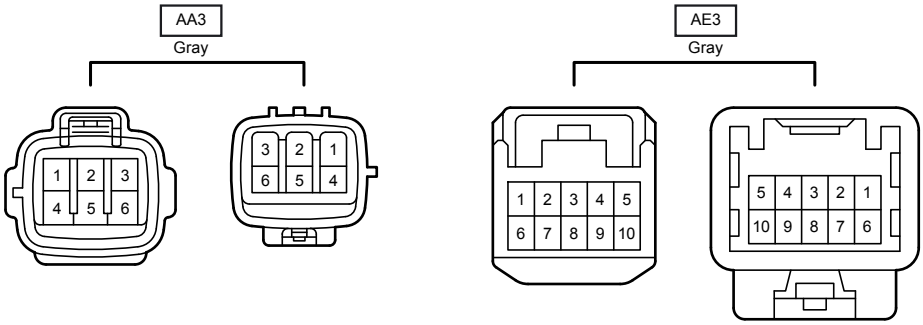
AA3
Gray
1 2 3
4 5 6
3 2 1
6 5 4
AE3
Gray
1 2 3 4 5
6 7 8 9 10
5 4 3 2 1
10 9 8 7 6

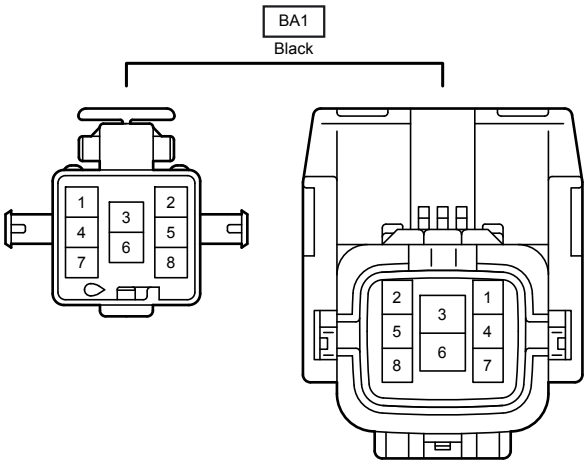
BA1
Black
1 2
4 3 5
7 6 8
2 1
5 3 4
8 6 7

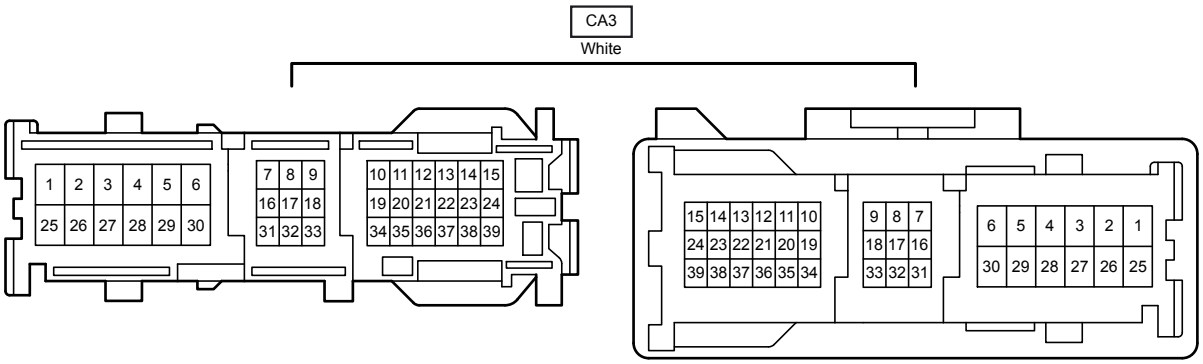
CA3
White
1 2 3 4 5 6
25 26 27 28 29 30
7 8 9
16 17 18
31 32 33
10 11 12 13 14 15
19 20 21 22 23 24
34 35 36 37 38 39
15 14 13 12 11 10
24 23 22 21 20 19
39 38 37 36 35 34
9 8 7
18 17 16
33 32 31
6 5 4 3 2 1
30 29 28 27 26 25

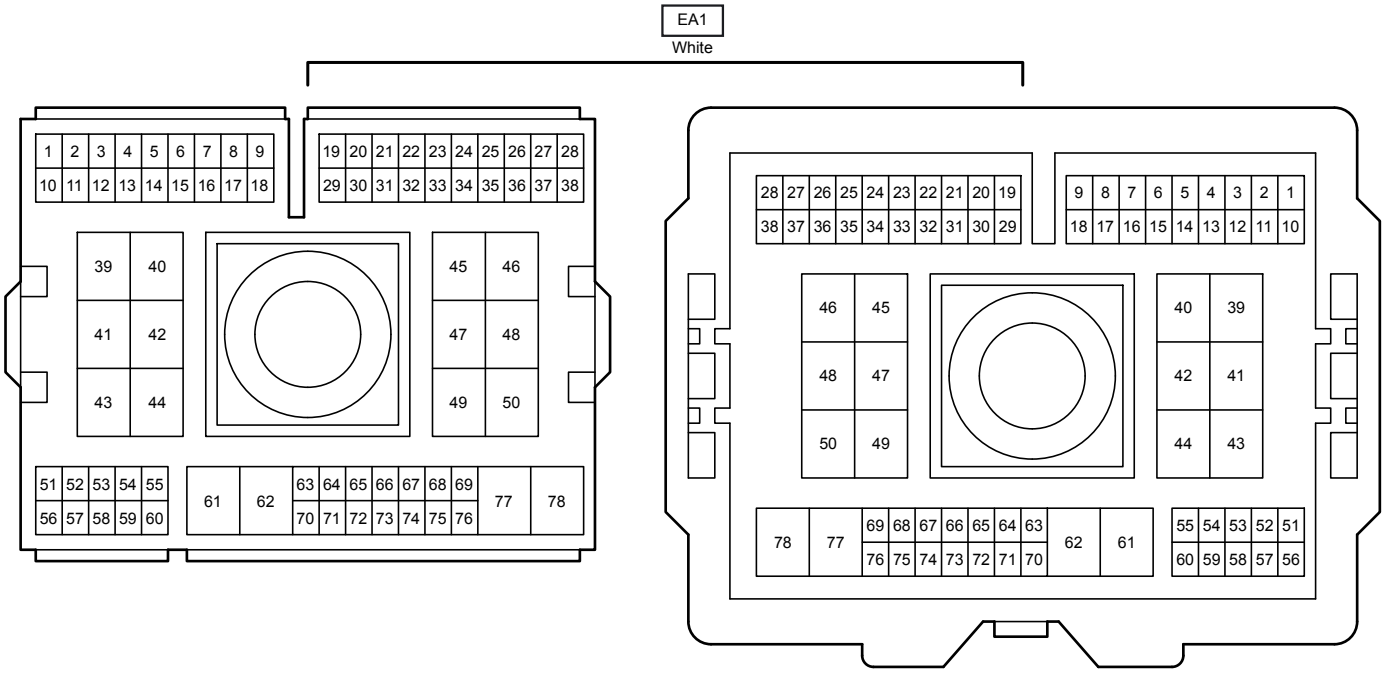
EA1
White

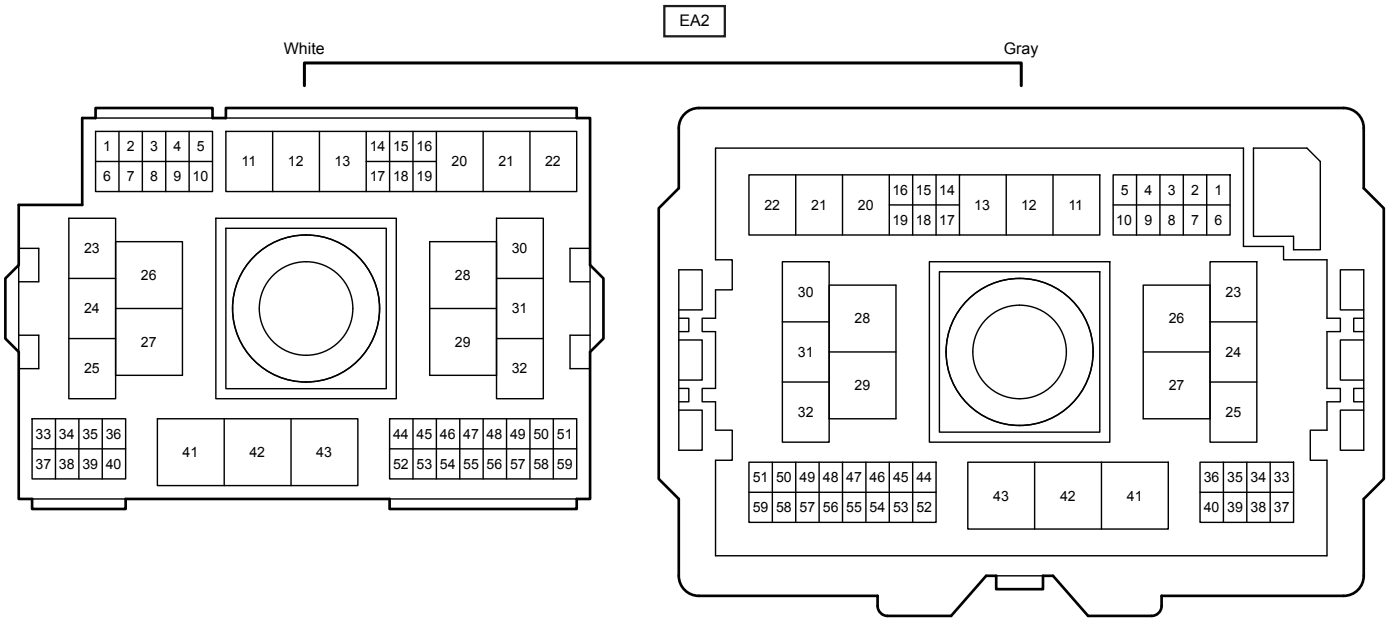
EA2
White
Gray

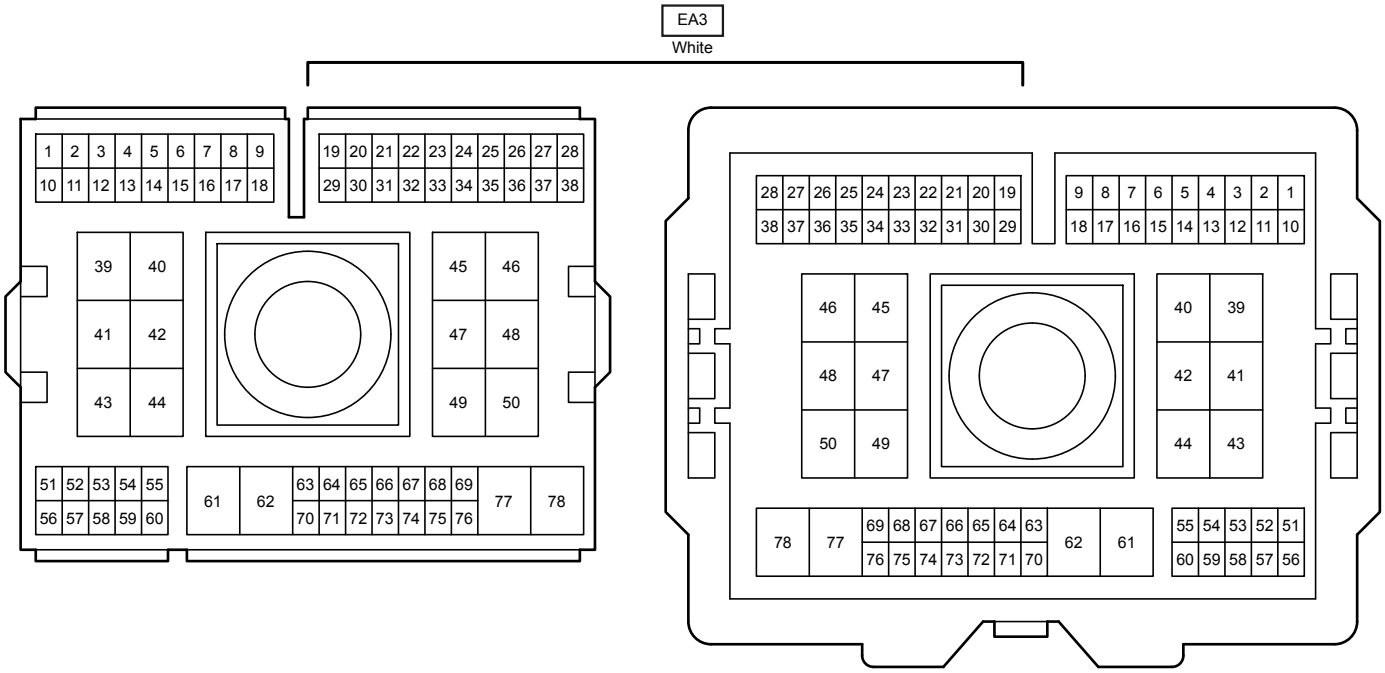
EA3
White
1 2 3 4 5 6 7 8 9
10 11 12 13 14 15 16 17 18
19 20 21 22 23 24 25 26 27 28
29 30 31 32 33 34 35 36 37 38
39 40
41 42
43 44
45 46
47 48
49 50
51 52 53 54 55
56 57 58 59 60
61 62
63 64 65 66 67 68 69
70 71 72 73 74 75 76
77 78
28 27 26 25 24 23 22 21 20 19
38 37 36 35 34 33 32 31 30 29
9 8 7 6 5 4 3 2 1
18 17 16 15 14 13 12 11 10
46 45
48 47
50 49
40 39
42 41
44 43
78 77
69 68 67 66 65 64 63
76 75 74 73 72 71 70
62 61
55 54 53 52 51
60 59 58 57 56

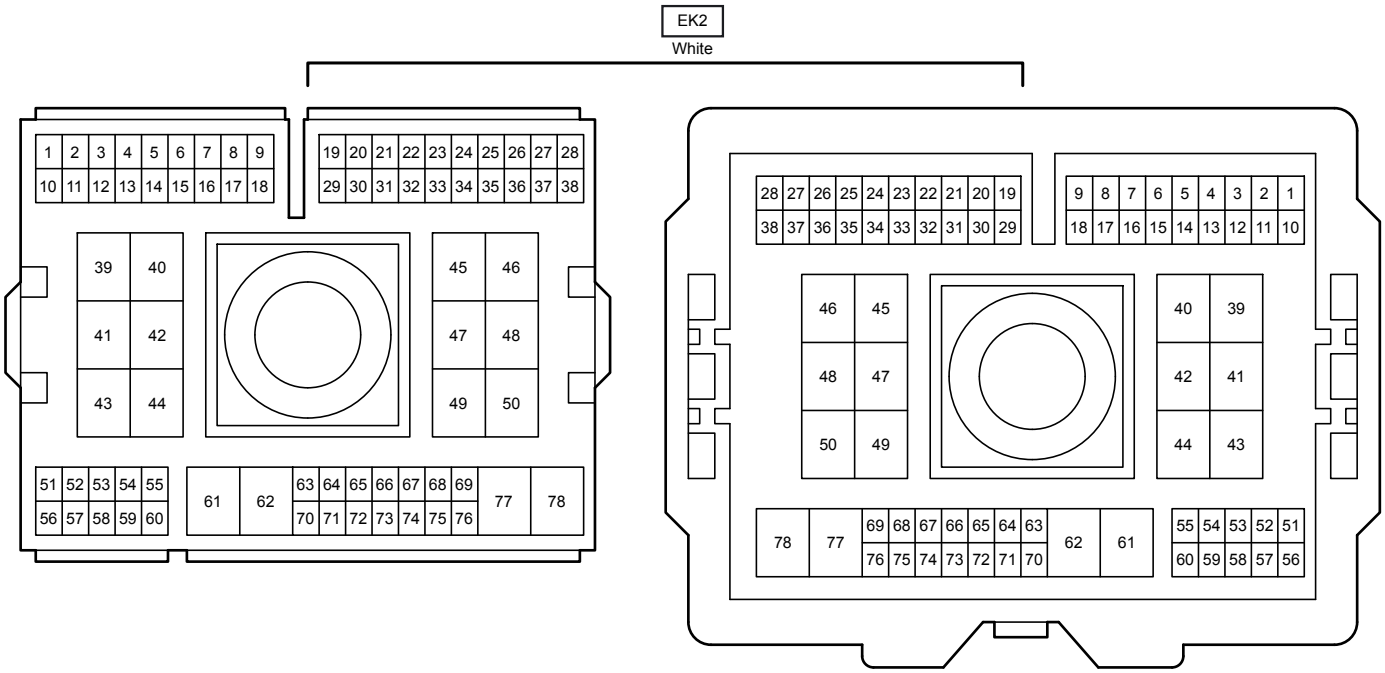
EK2
White
1 2 3 4 5 6 7 8 9
10 11 12 13 14 15 16 17 18
19 20 21 22 23 24 25 26 27 28
29 30 31 32 33 34 35 36 37 38
39 40
41 42
43 44
45 46
47 48
49 50
51 52 53 54 55
56 57 58 59 60
61 62
63 64 65 66 67 68 69
70 71 72 73 74 75 76
77 78
28 27 26 25 24 23 22 21 20 19
38 37 36 35 34 33 32 31 30 29
9 8 7 6 5 4 3 2 1
18 17 16 15 14 13 12 11 10
46 45
48 47
50 49
40 39
42 41
44 43
78 77
69 68 67 66 65 64 63
76 75 74 73 72 71 70
62 61
55 54 53 52 51
60 59 58 57 56

EL1
White

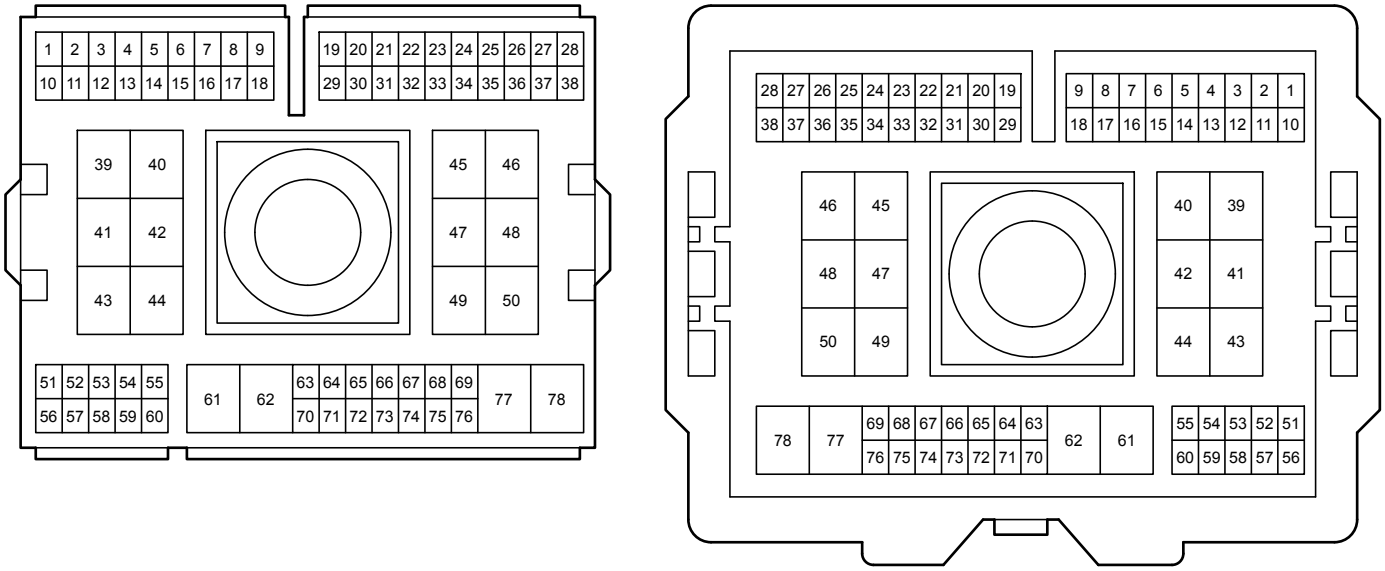

FE1
White

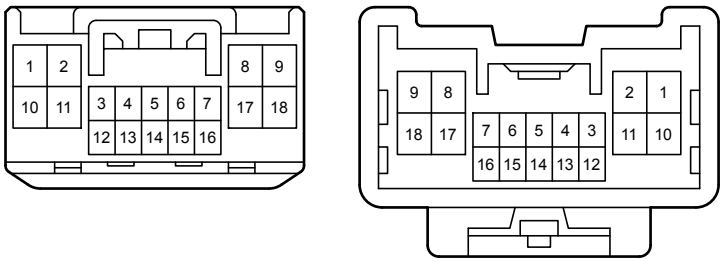

FE3
White

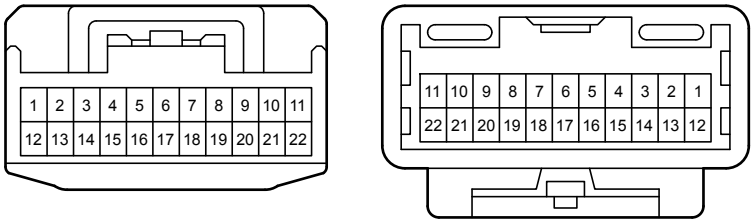

FE4
White

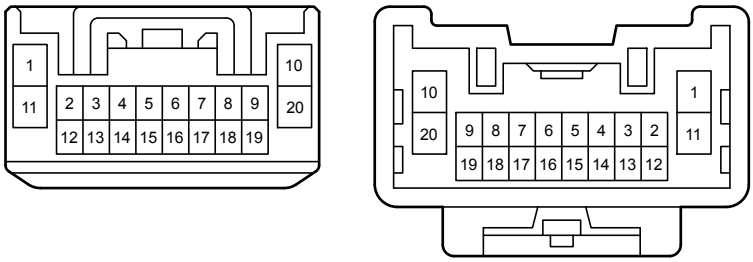

FE5
White

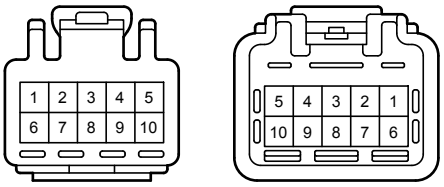

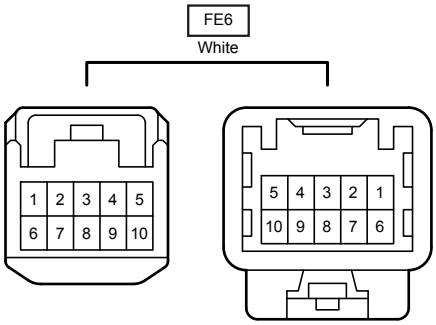
FE6
White
1 2 3 4 5
6 7 8 9 10
5 4 3 2 1
10 9 8 7 6

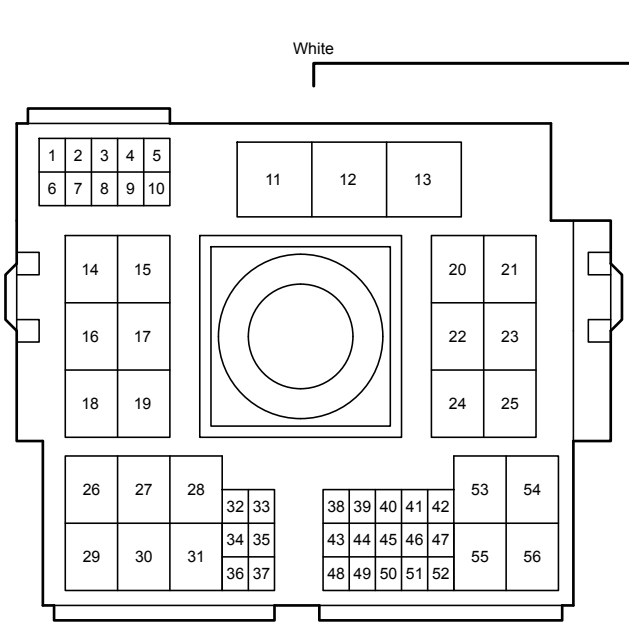
FL1
White
1 2 3 4 5
6 7 8 9 10
11 12 13
14 15
16 17
18 19
20 21
22 23
24 25
26 27 28
29 30 31
32 33
34 35
36 37
38 39 40 41 42
43 44 45 46 47
48 49 50 51 52
53 54
55 56

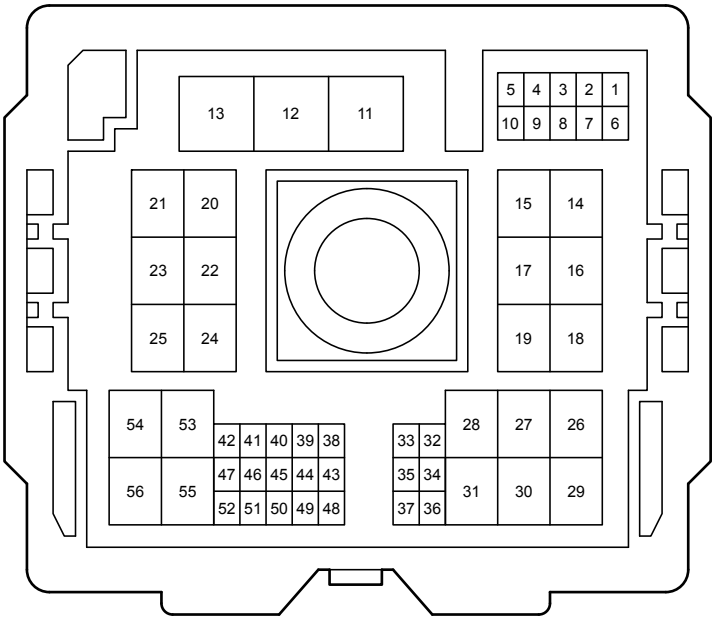
Blue
13 12 11
5 4 3 2 1
10 9 8 7 6
21 20
23 22
25 24
15 14
17 16
19 18
54 53
56 55
42 41 40 39 38
47 46 45 44 43
52 51 50 49 48
33 32
35 34
37 36
28 27 26
31 30 29

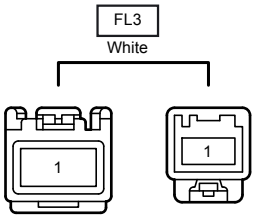
FL3
White
1
1

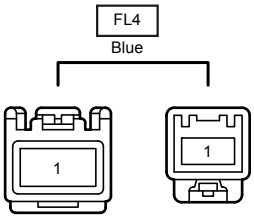
FL4
Blue
1
1

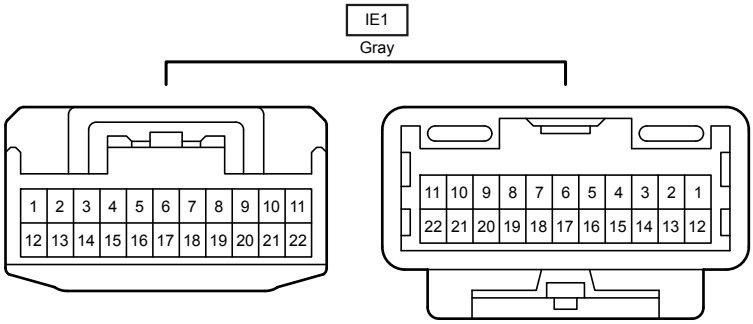
IE1
Gray
1 2 3 4 5 6 7 8 9 10 11
12 13 14 15 16 17 18 19 20 21 22
11 10 9 8 7 6 5 4 3 2 1
22 21 20 19 18 17 16 15 14 13 12

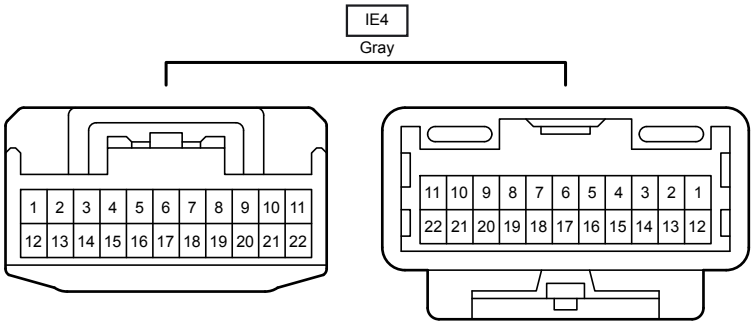
IE4
Gray
1 2 3 4 5 6 7 8 9 10 11
12 13 14 15 16 17 18 19 20 21 22
11 10 9 8 7 6 5 4 3 2 1
22 21 20 19 18 17 16 15 14 13 12

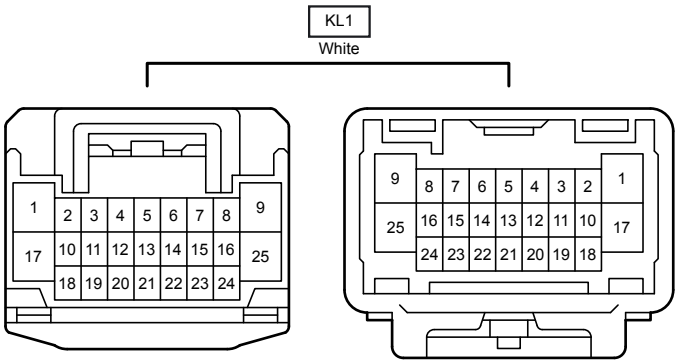
KL1
White
1 2 3 4 5 6 7 8 9
17 10 11 12 13 14 15 16 25
18 19 20 21 22 23 24
9 8 7 6 5 4 3 2 1
25 16 15 14 13 12 11 10 17
24 23 22 21 20 19 18

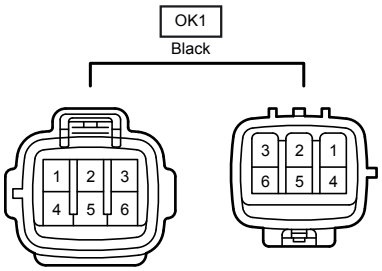
OK1
Black
1 2 3
4 5 6
3 2 1
6 5 4

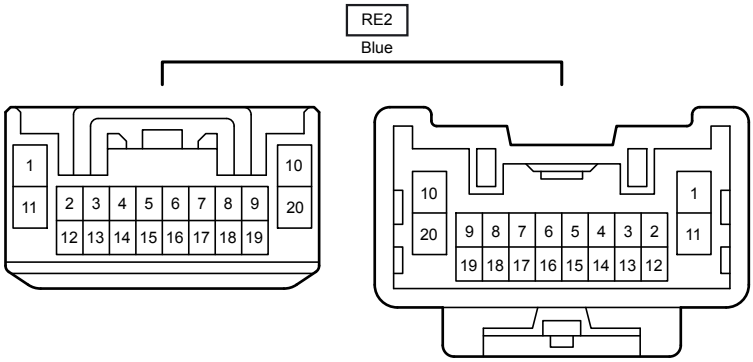
RE2
Blue
1 10
11 2 3 4 5 6 7 8 9 20
12 13 14 15 16 17 18 19
10 1
20 9 8 7 6 5 4 3 2 11
19 18 17 16 15 14 13 12

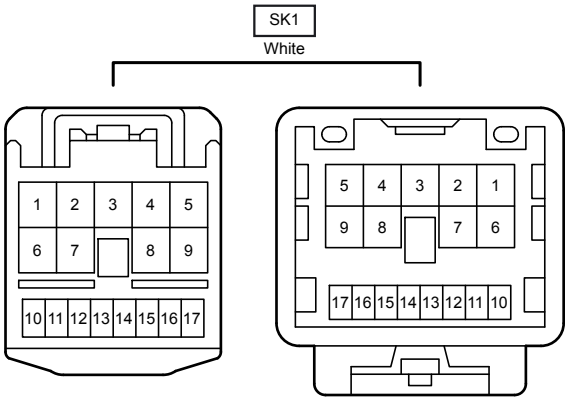
SK1
White
1 2 3 4 5
6 7 8 9
10 11 12 13 14 15 16 17
5 4 3 2 1
9 8 7 6
17 16 15 14 13 12 11 10