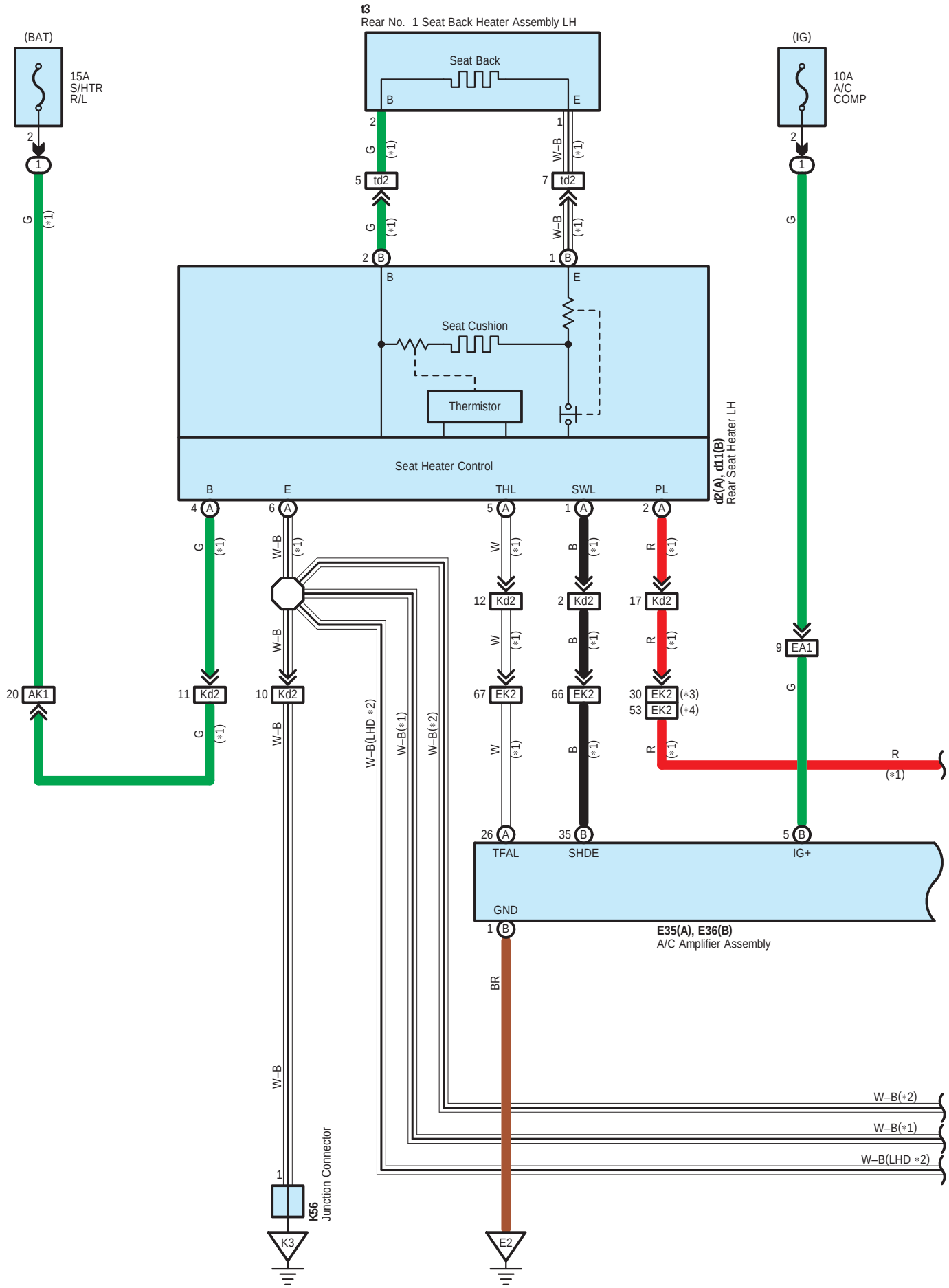
t3
Rear No. 1 Seat Back Heater Assembly LH
Seat Back
Seat Cushion
Thermistor
Seat Heater Control
d2(A), d11(B)
Rear Seat Heater LH
(BAT)
15A
S/HTR
R/L
(IG)
10A
A/C
COMP
td2
AK1
Kd2
EK2
EA1
THL
SWL
PL
TFAL
SHDE
IG+
GND
E35(A), E36(B)
A/C Amplifier Assembly
W–B(LHD ∗2)
W–B(∗1)
W–B(∗2)
K56
Junction Connector
K3
E2

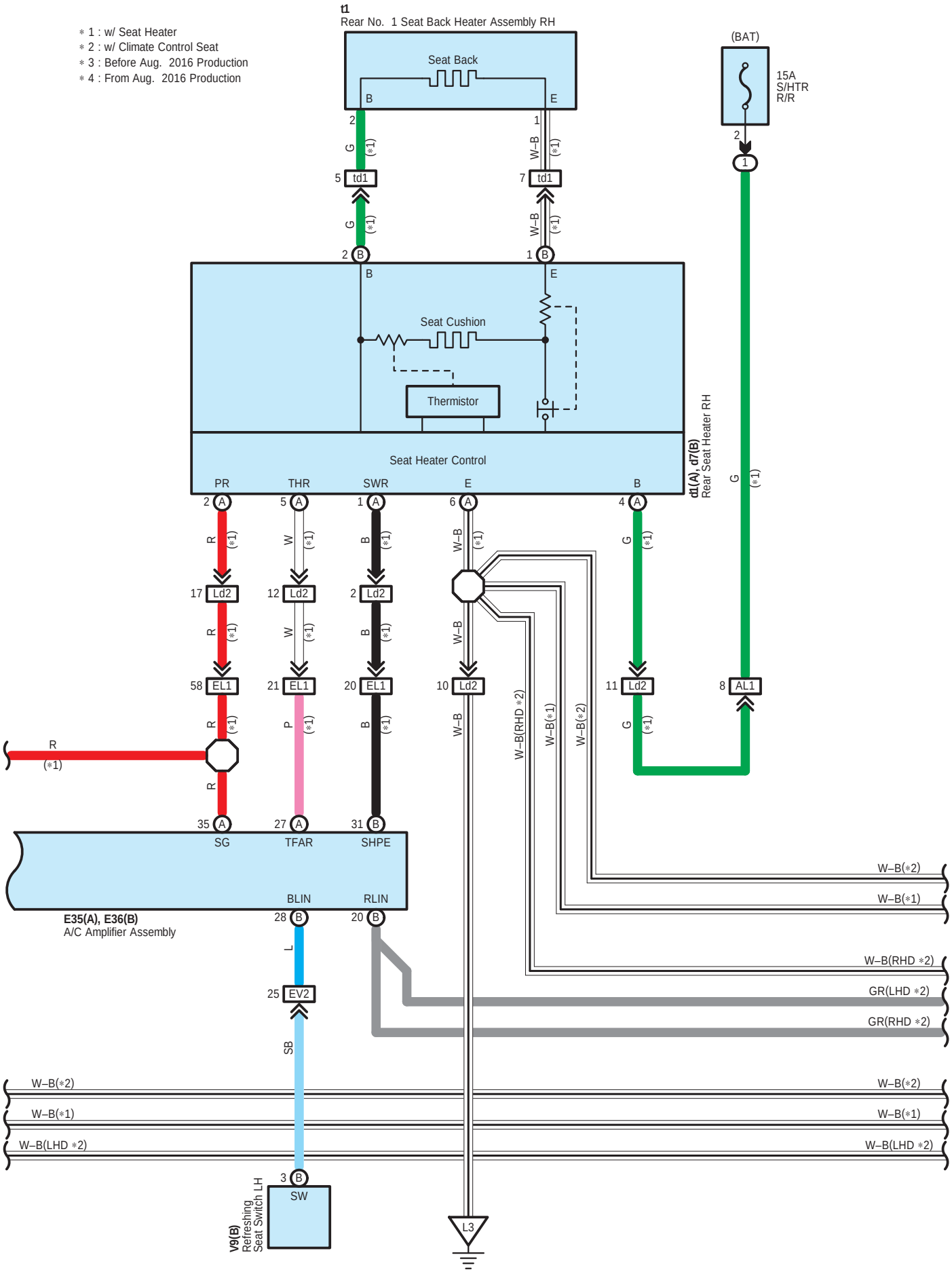
∗1 : w/ Seat Heater
∗2 : w/ Climate Control Seat
∗3 : Before Aug. 2016 Production
∗4 : From Aug. 2016 Production
t1
Rear No. 1 Seat Back Heater Assembly RH
Seat Back
B
E
td1
Seat Cushion
Thermistor
Seat Heater Control
PR
THR
SWR
E
B
d1(A), d7(B)
Rear Seat Heater RH
(BAT)
15A
S/HTR
R/R
Ld2
EL1
AL1
SG
TFAR
SHPE
BLIN
RLIN
E35(A), E36(B)
A/C Amplifier Assembly
EV2
V9(B)
Refreshing
Seat Switch LH
SW
L3
W–B(∗2)
W–B(∗1)
W–B(RHD ∗2)
GR(LHD ∗2)
GR(RHD ∗2)
W–B(LHD ∗2)

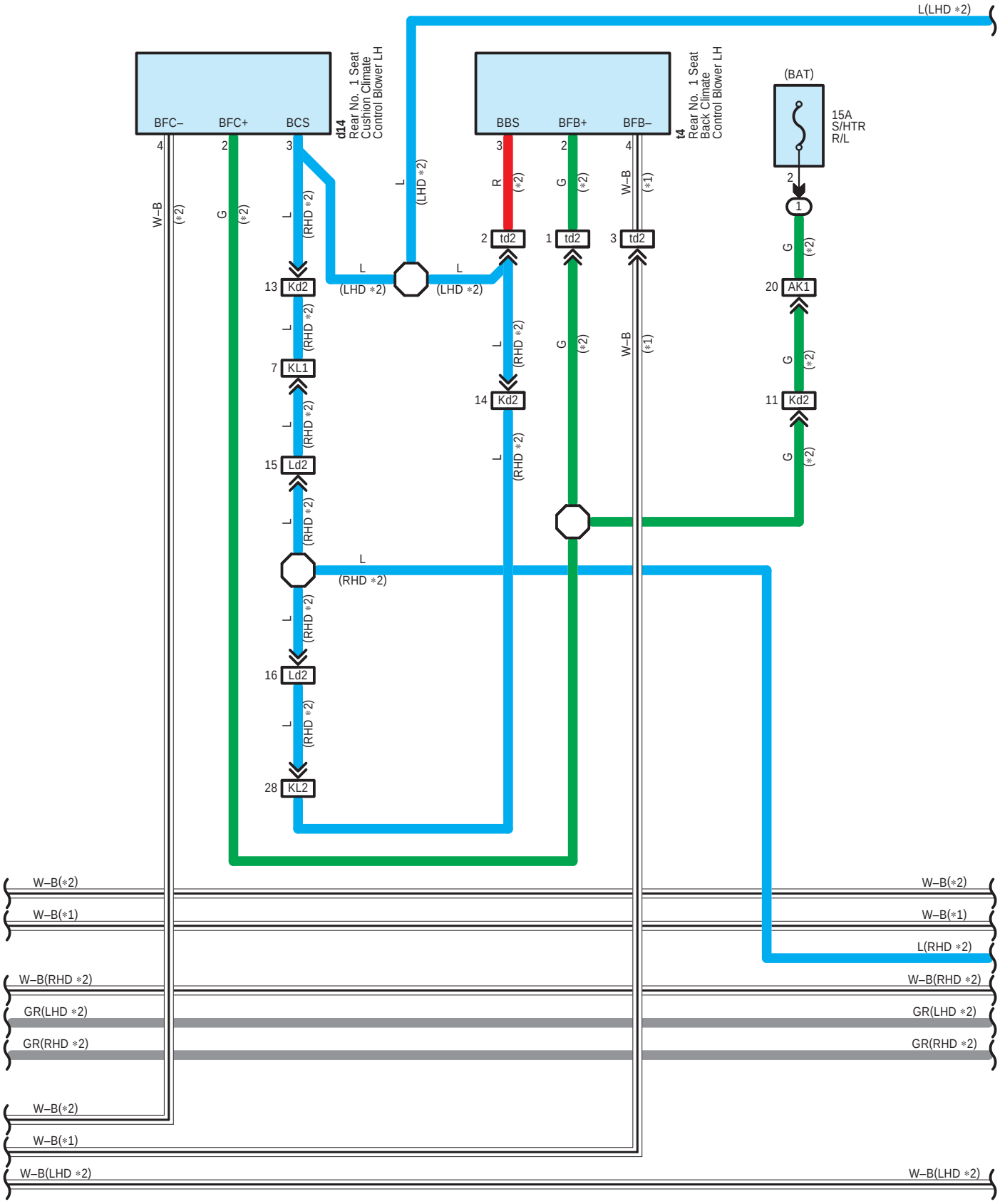
L(LHD ∗2)
BFC–
BFC+
BCS
d14
Rear No. 1 Seat Cushion Climate Control Blower LH
BBS
BFB+
BFB–
t4
Rear No. 1 Seat Back Climate Control Blower LH
(BAT)
15A S/HTR R/L
td2
Kd2
KL1
Ld2
KL2
AK1
W–B
G
L
R
(∗2)
(∗1)
(RHD ∗2)
(LHD ∗2)
W–B(∗2)
W–B(∗1)
L(RHD ∗2)
W–B(RHD ∗2)
GR(LHD ∗2)
GR(RHD ∗2)
W–B(LHD ∗2)

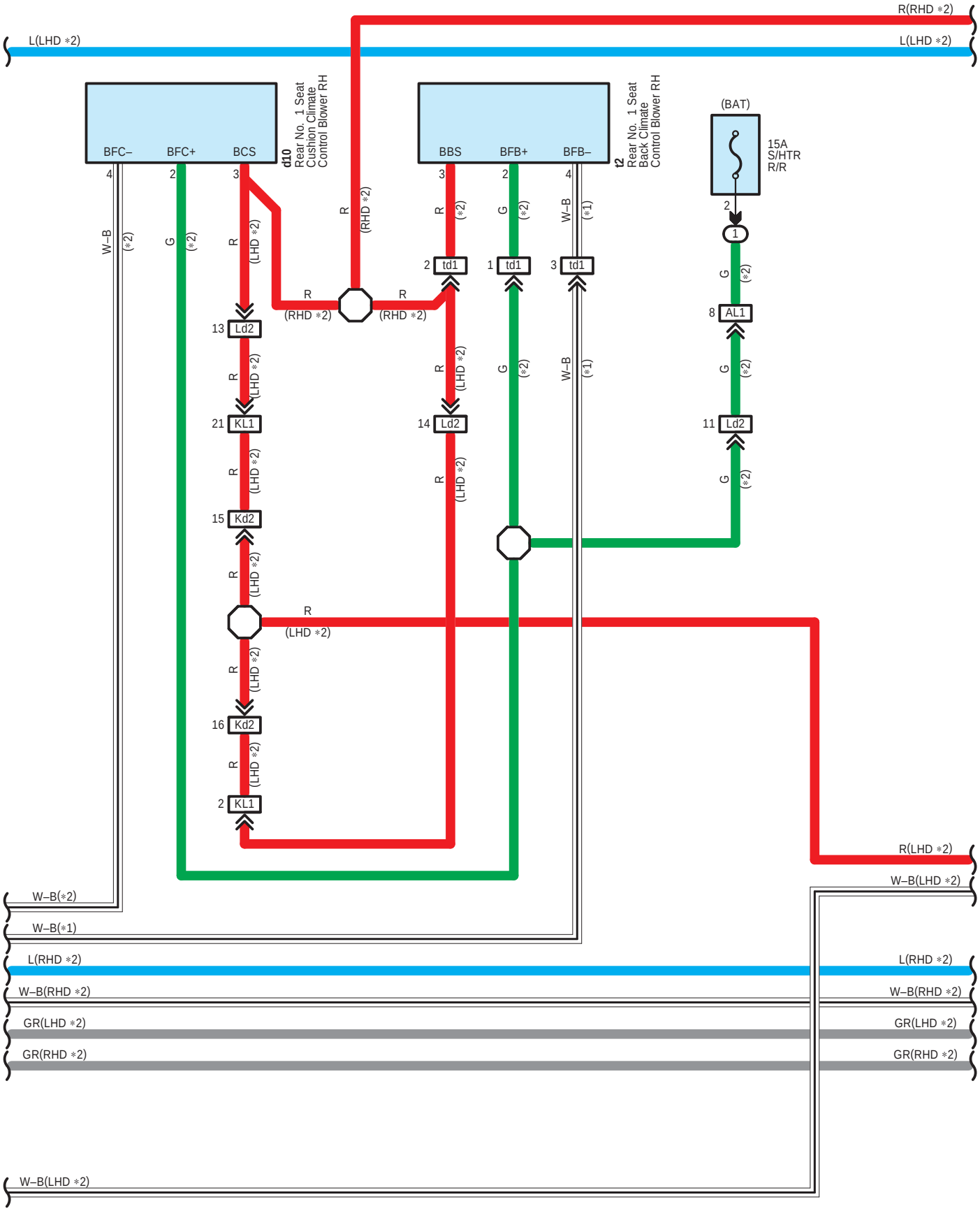

∗ 1 : w/ Seat Heater
∗ 2 : w/ Climate Control Seat

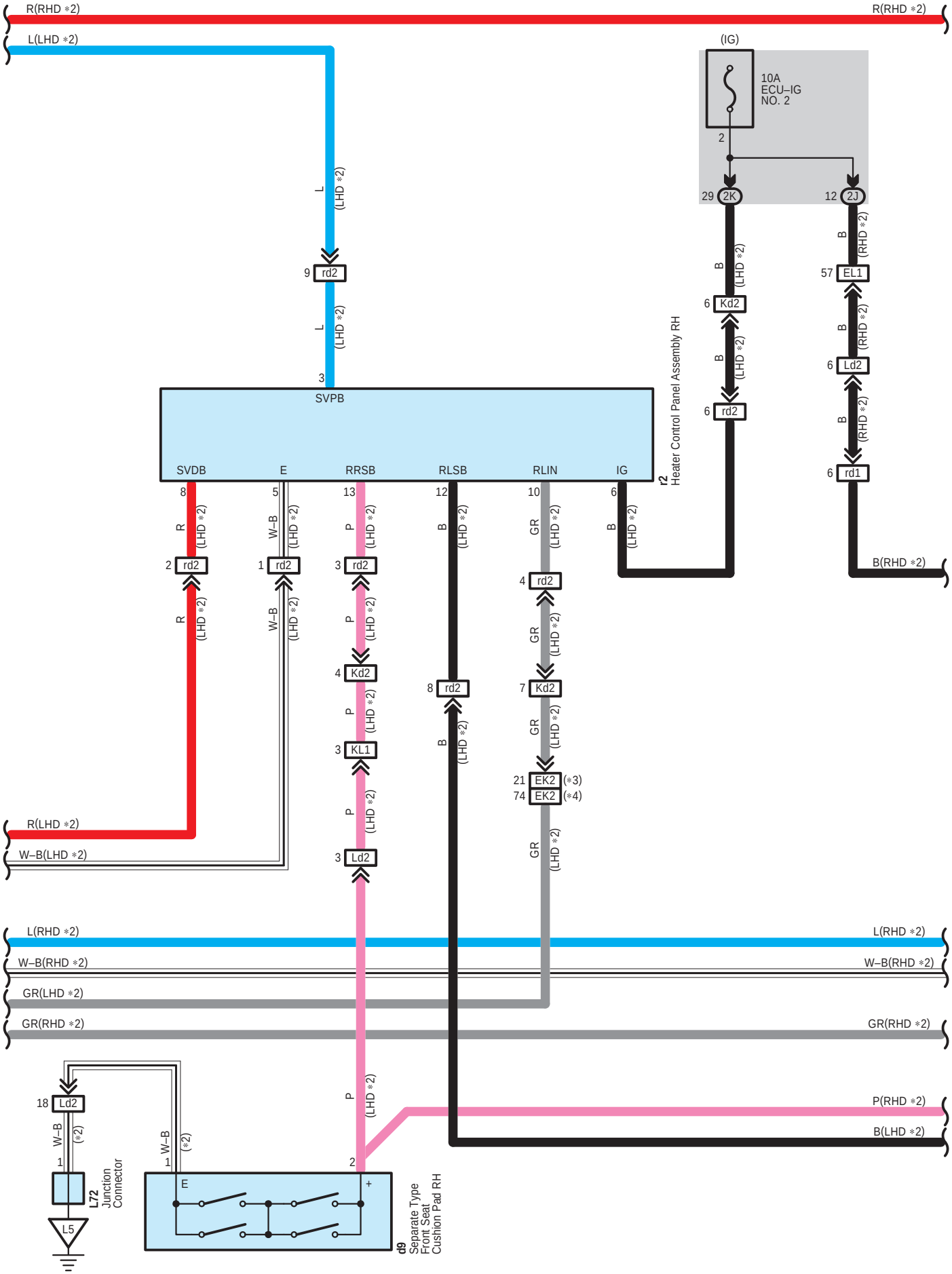
R(RHD *2)
R(RHD *2)
L(LHD *2)
(IG)
10A
ECU–IG
NO. 2
2
29 2K
12 2J
L (LHD *2)
9 rd2
L (LHD *2)
3
SVPB
B (LHD *2)
6 Kd2
B (LHD *2)
6 rd2
B (RHD *2)
57 EL1
B (RHD *2)
6 Ld2
B (RHD *2)
6 rd1
B(RHD *2)
r2
Heater Control Panel Assembly RH
SVDB
E
RRSB
RLSB
RLIN
IG
8
5
13
12
10
6
R (LHD *2)
W–B (LHD *2)
P (LHD *2)
B (LHD *2)
GR (LHD *2)
B (LHD *2)
2 rd2
1 rd2
3 rd2
4 rd2
R (LHD *2)
W–B (LHD *2)
P (LHD *2)
GR (LHD *2)
4 Kd2
8 rd2
7 Kd2
P (LHD *2)
B (LHD *2)
GR (LHD *2)
3 KL1
21 EK2 (*3)
74 EK2 (*4)
P (LHD *2)
GR (LHD *2)
R(LHD *2)
W–B(LHD *2)
3 Ld2
L(RHD *2)
L(RHD *2)
W–B(RHD *2)
W–B(RHD *2)
GR(LHD *2)
GR(RHD *2)
GR(RHD *2)
18 Ld2
W–B (*2)
W–B (*2)
P (LHD *2)
P(RHD *2)
B(LHD *2)
1
1
2
L72
Junction
Connector
L5
E
+
d9
Separate Type
Front Seat
Cushion Pad RH

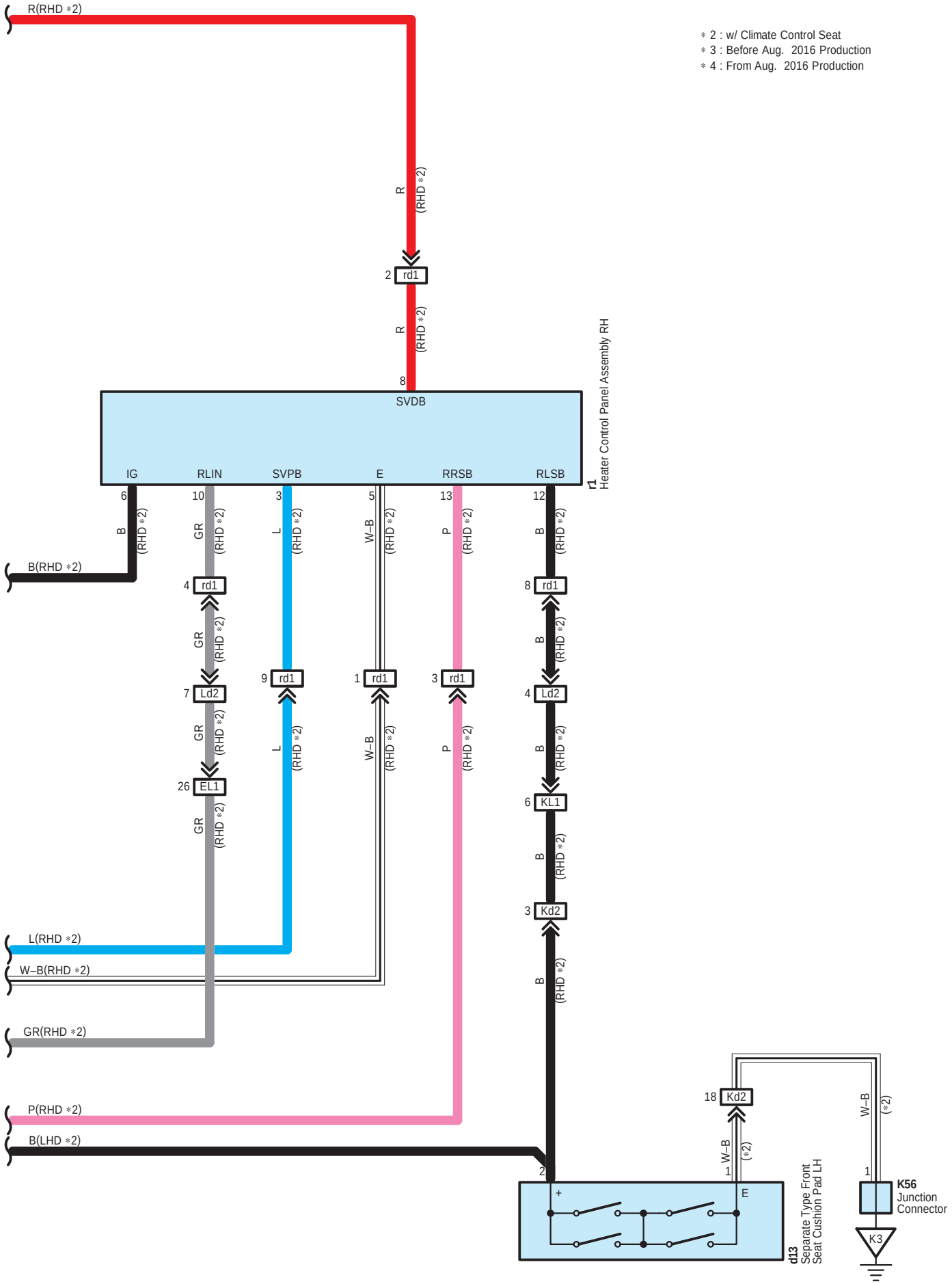
R(RHD ∗2)
∗ 2 : w/ Climate Control Seat
∗ 3 : Before Aug. 2016 Production
∗ 4 : From Aug. 2016 Production
R (RHD ∗2)
2 rd1
R (RHD ∗2)
8
SVDB
IG
RLIN
SVPB
E
RRSB
RLSB
r1
Heater Control Panel Assembly RH
6
10
3
5
13
12
B (RHD ∗2)
GR (RHD ∗2)
L (RHD ∗2)
W–B (RHD ∗2)
P (RHD ∗2)
B (RHD ∗2)
B(RHD ∗2)
4 rd1
8 rd1
GR (RHD ∗2)
B (RHD ∗2)
7 Ld2
9 rd1
1 rd1
3 rd1
4 Ld2
GR (RHD ∗2)
L (RHD ∗2)
W–B (RHD ∗2)
P (RHD ∗2)
B (RHD ∗2)
26 EL1
6 KL1
GR (RHD ∗2)
B (RHD ∗2)
3 Kd2
L(RHD ∗2)
W–B(RHD ∗2)
B (RHD ∗2)
GR(RHD ∗2)
P(RHD ∗2)
B(LHD ∗2)
18 Kd2
W–B (∗2)
W–B (∗2)
2
1
1
+
E
d13
Separate Type Front Seat Cushion Pad LH
K56
Junction Connector
K3

E 35
White

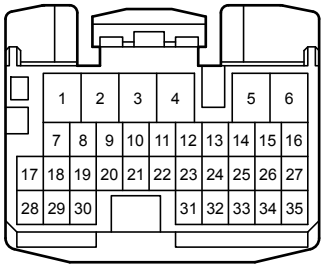

E 36
White

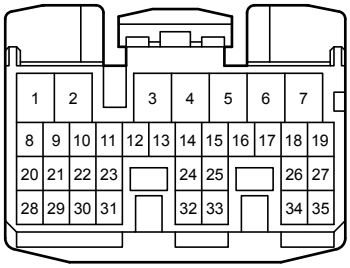

K 56
Black

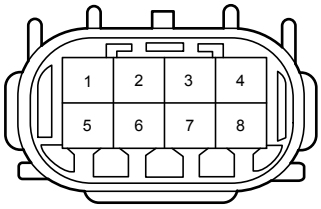

L 72
Black

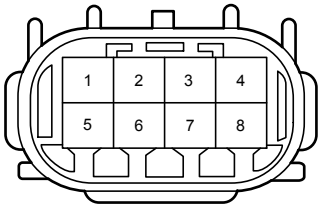

V 9
Black

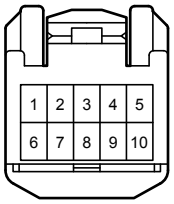

d 1
White

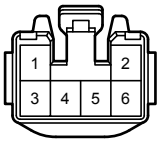

d 2
White

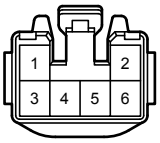

d 7
White

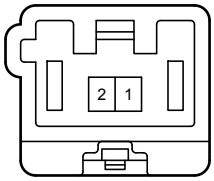

d 9
White



d 10
White

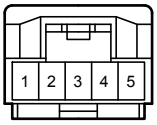

d 11
White

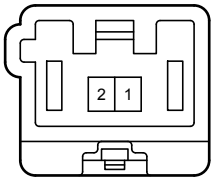

d 13
White



d 14
White

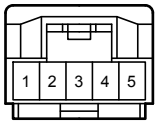

r 1
White

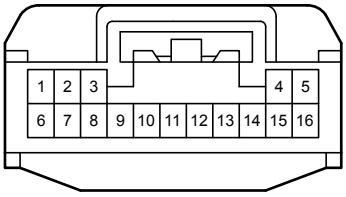

r 2
White

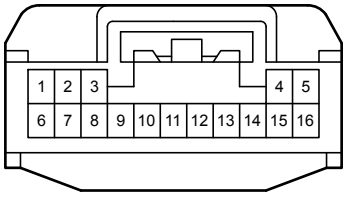

t 1
White

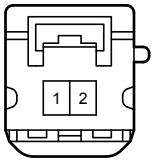

t 2
White

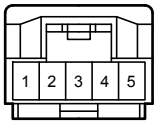

t 3
White

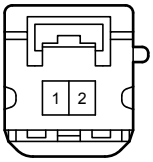

t 4
White

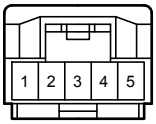

2J
White

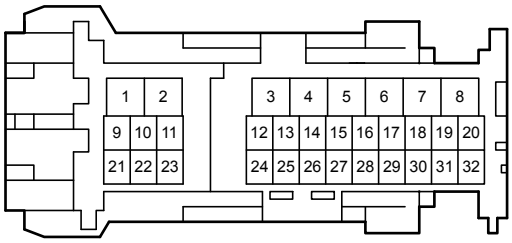

2K
White

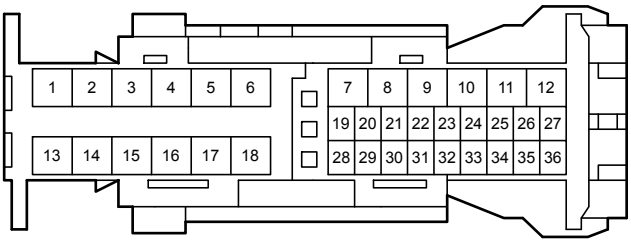

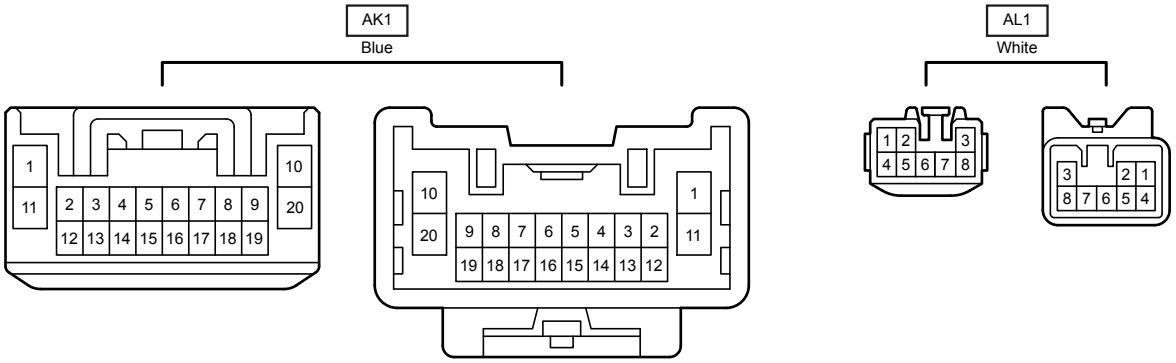
AK1
Blue
AL1
White

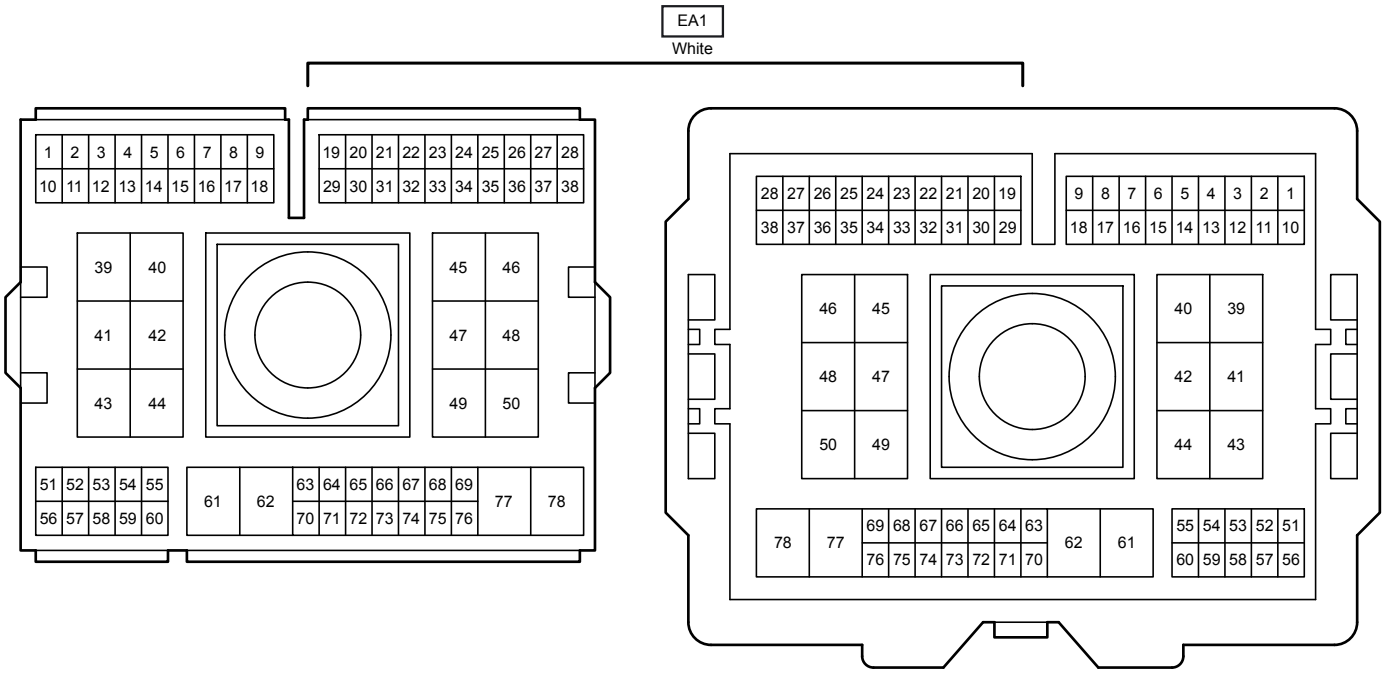
EA1
White

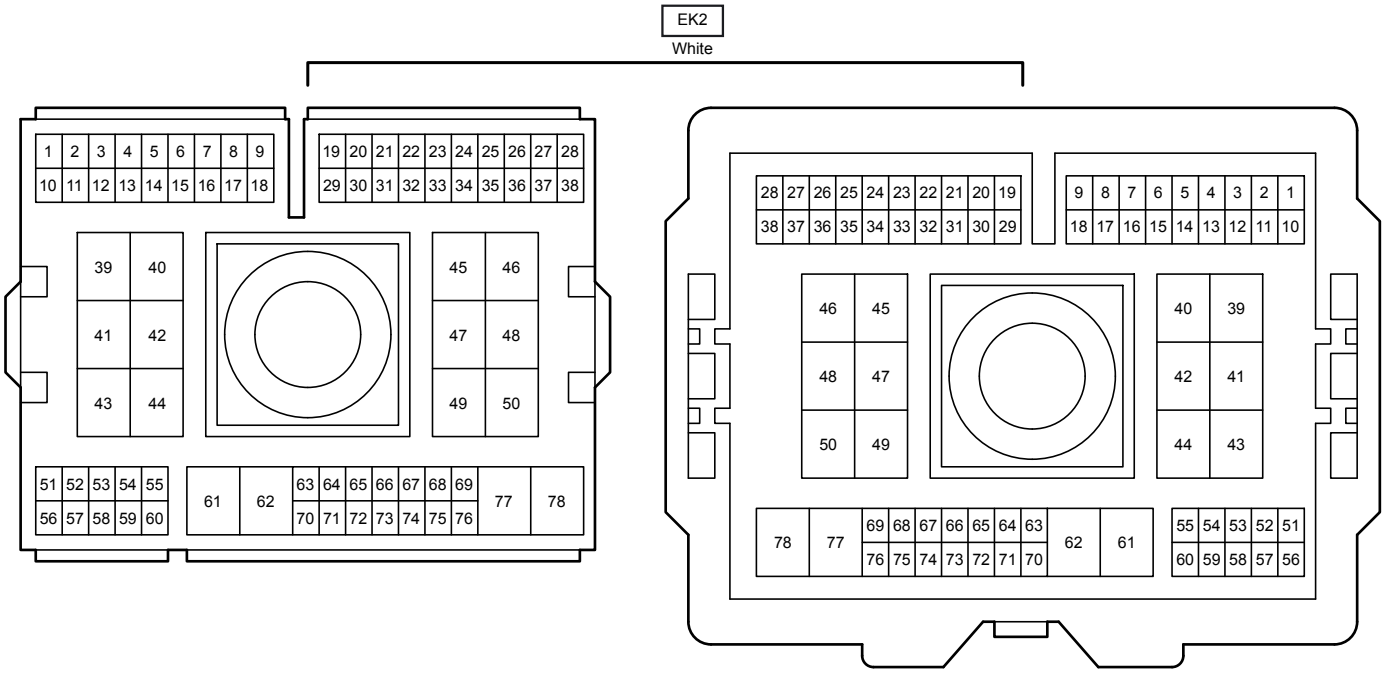
EK2
White

EL1
White

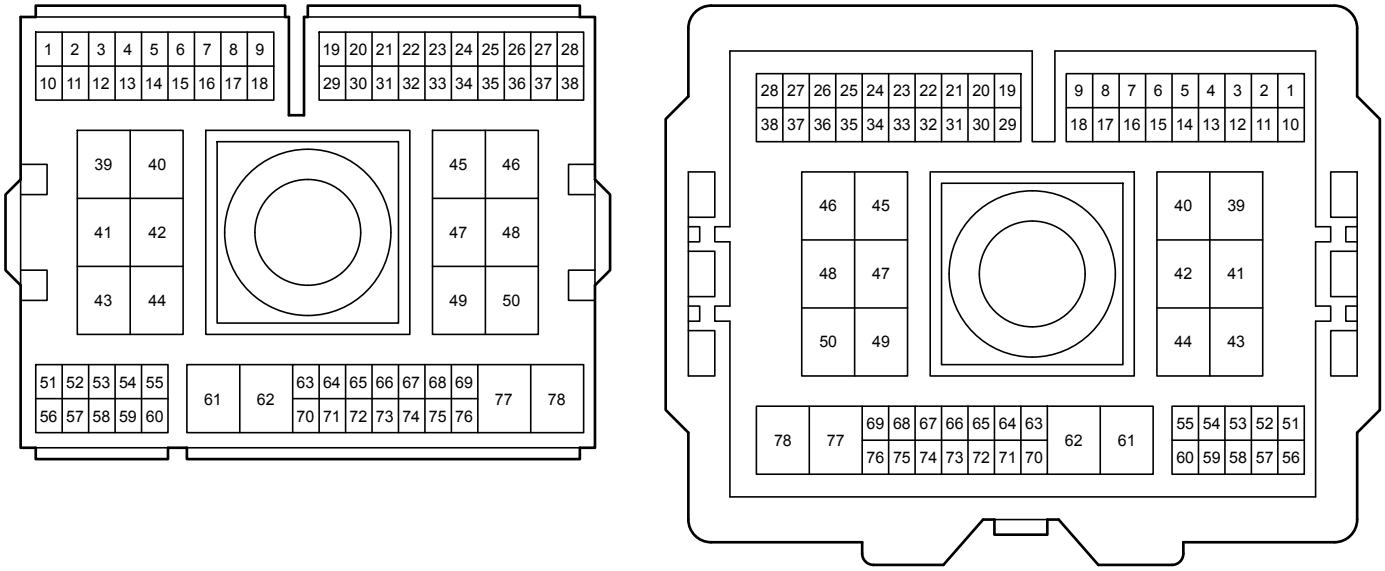

EV2
White

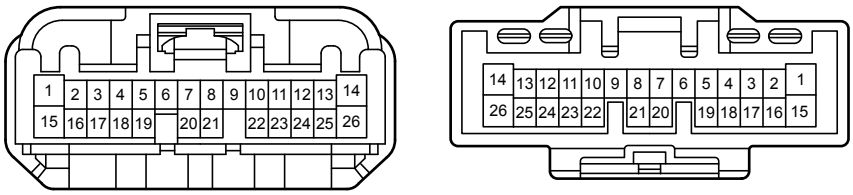

KL1
White

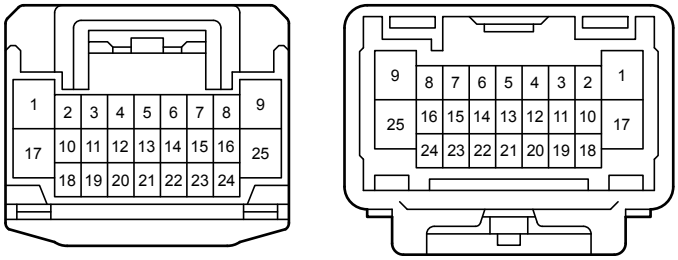

KL2
White

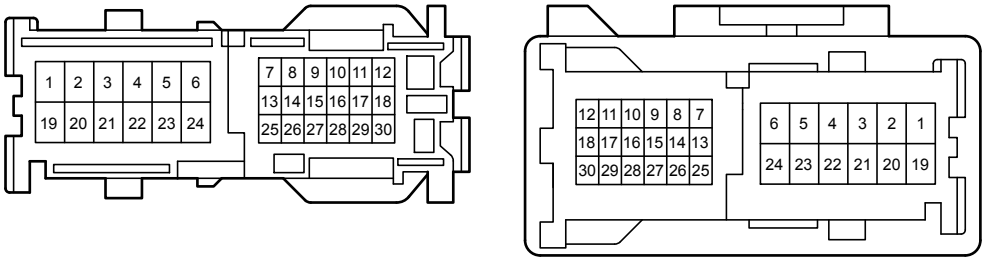

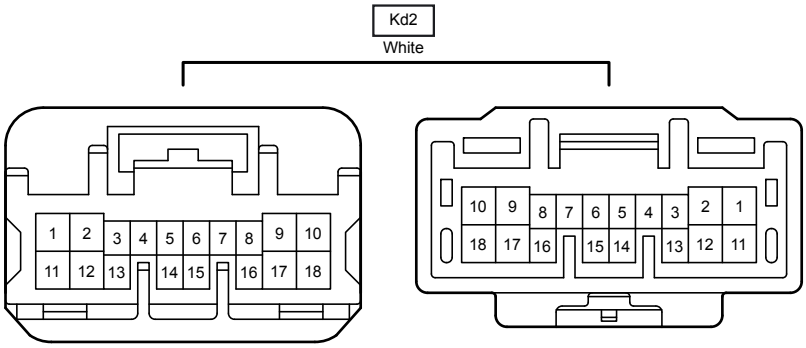
Kd2
White
1 2 3 4 5 6 7 8 9 10
11 12 13 14 15 16 17 18
10 9 8 7 6 5 4 3 2 1
18 17 16 15 14 13 12 11

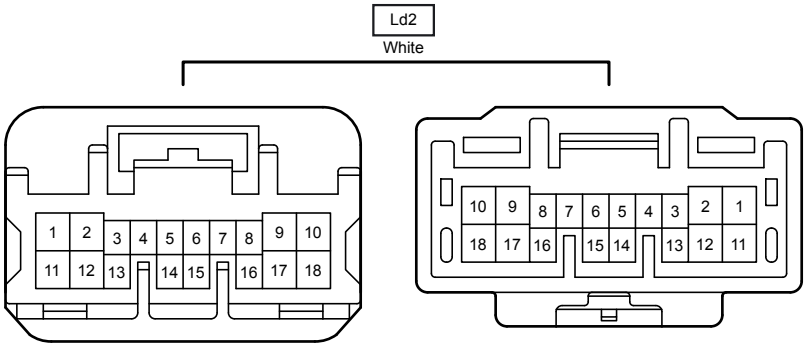
Ld2
White
1 2 3 4 5 6 7 8 9 10
11 12 13 14 15 16 17 18
10 9 8 7 6 5 4 3 2 1
18 17 16 15 14 13 12 11

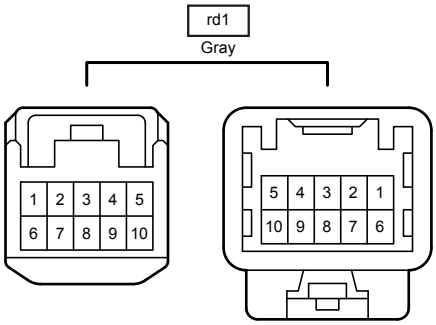
rd1
Gray
1 2 3 4 5
6 7 8 9 10
5 4 3 2 1
10 9 8 7 6

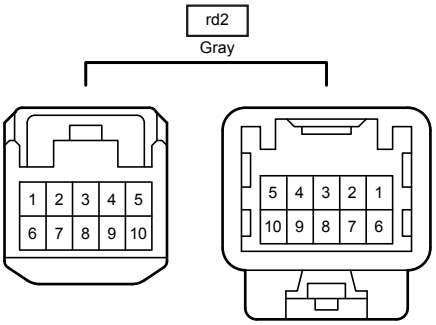
rd2
Gray
1 2 3 4 5
6 7 8 9 10
5 4 3 2 1
10 9 8 7 6

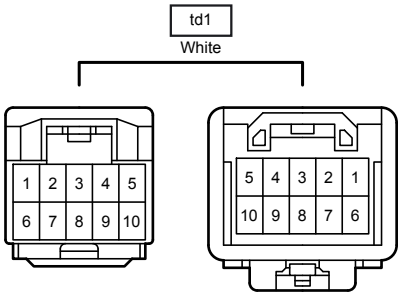
td1
White
1 2 3 4 5
6 7 8 9 10
5 4 3 2 1
10 9 8 7 6

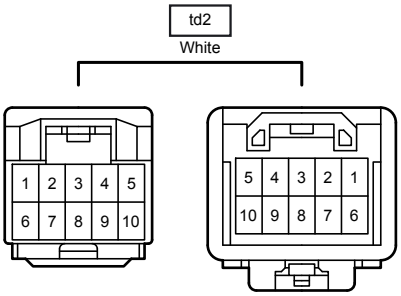
td2
White
1 2 3 4 5
6 7 8 9 10
5 4 3 2 1
10 9 8 7 6