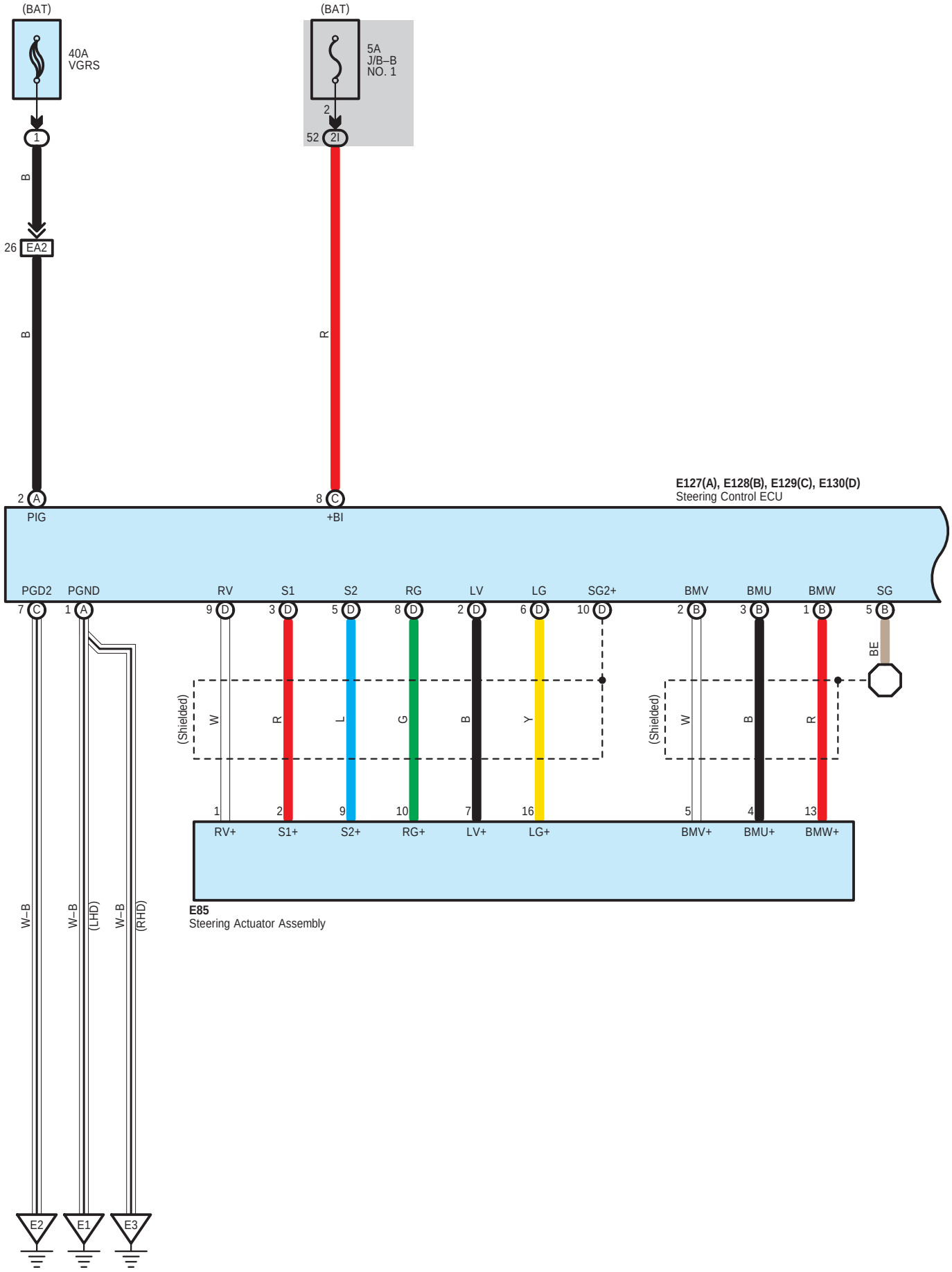
(BAT)
40A
VGRS
1
B
26 EA2
B
2 A
PIG
(BAT)
5A
J/B–B
NO. 1
2
52 2I
R
8 C
+BI
E127(A), E128(B), E129(C), E130(D)
Steering Control ECU
PGD2
PGND
RV
S1
S2
RG
LV
LG
SG2+
BMV
BMU
BMW
SG
7 C
1 A
9 D
3 D
5 D
8 D
2 D
6 D
10 D
2 B
3 B
1 B
5 B
BE
(Shielded)
W
R
L
G
B
Y
(Shielded)
W
B
R
1
2
9
10
7
16
5
4
13
RV+
S1+
S2+
RG+
LV+
LG+
BMV+
BMU+
BMW+
E85
Steering Actuator Assembly
W–B
W–B
(LHD)
W–B
(RHD)
E2
E1
E3

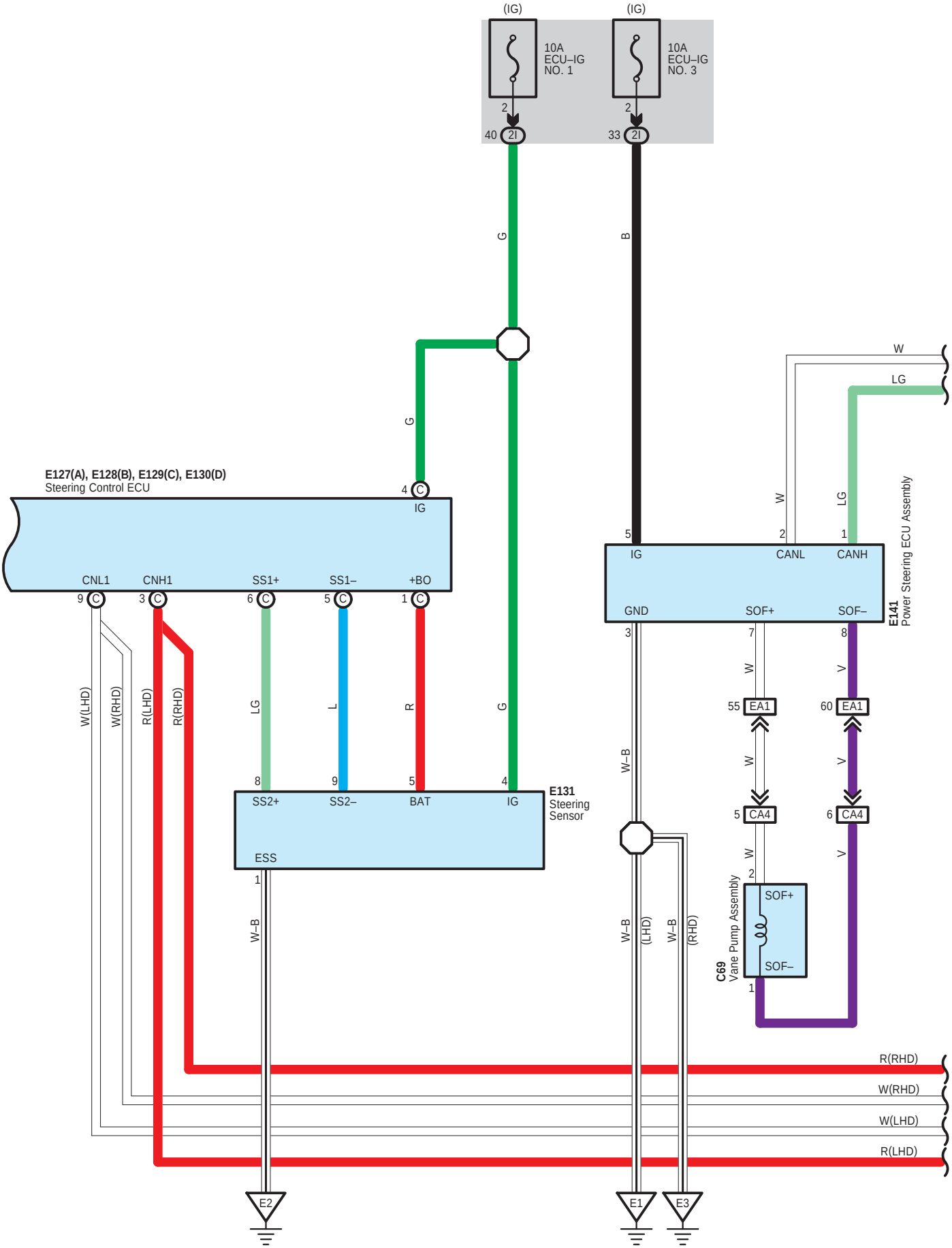
(IG)
10A
ECU–IG
NO. 1
(IG)
10A
ECU–IG
NO. 3
2
40 2I
2
33 2I
G
B
G
E127(A), E128(B), E129(C), E130(D)
Steering Control ECU
4 C
IG
CNL1
CNH1
SS1+
SS1–
+BO
9 C
3 C
6 C
5 C
1 C
W(LHD)
W(RHD)
R(LHD)
R(RHD)
LG
L
R
G
8
9
5
4
SS2+
SS2–
BAT
IG
ESS
1
W–B
E131
Steering
Sensor
5
IG
W
2
CANL
LG
1
CANH
GND
SOF+
SOF–
3
7
8
E141
Power Steering ECU Assembly
W
LG
W
V
55 EA1
60 EA1
W
V
5 CA4
6 CA4
W
V
2
SOF+
SOF–
1
C69
Vane Pump Assembly
W–B
W–B
(LHD)
W–B
(RHD)
R(RHD)
W(RHD)
W(LHD)
R(LHD)
E2
E1
E3

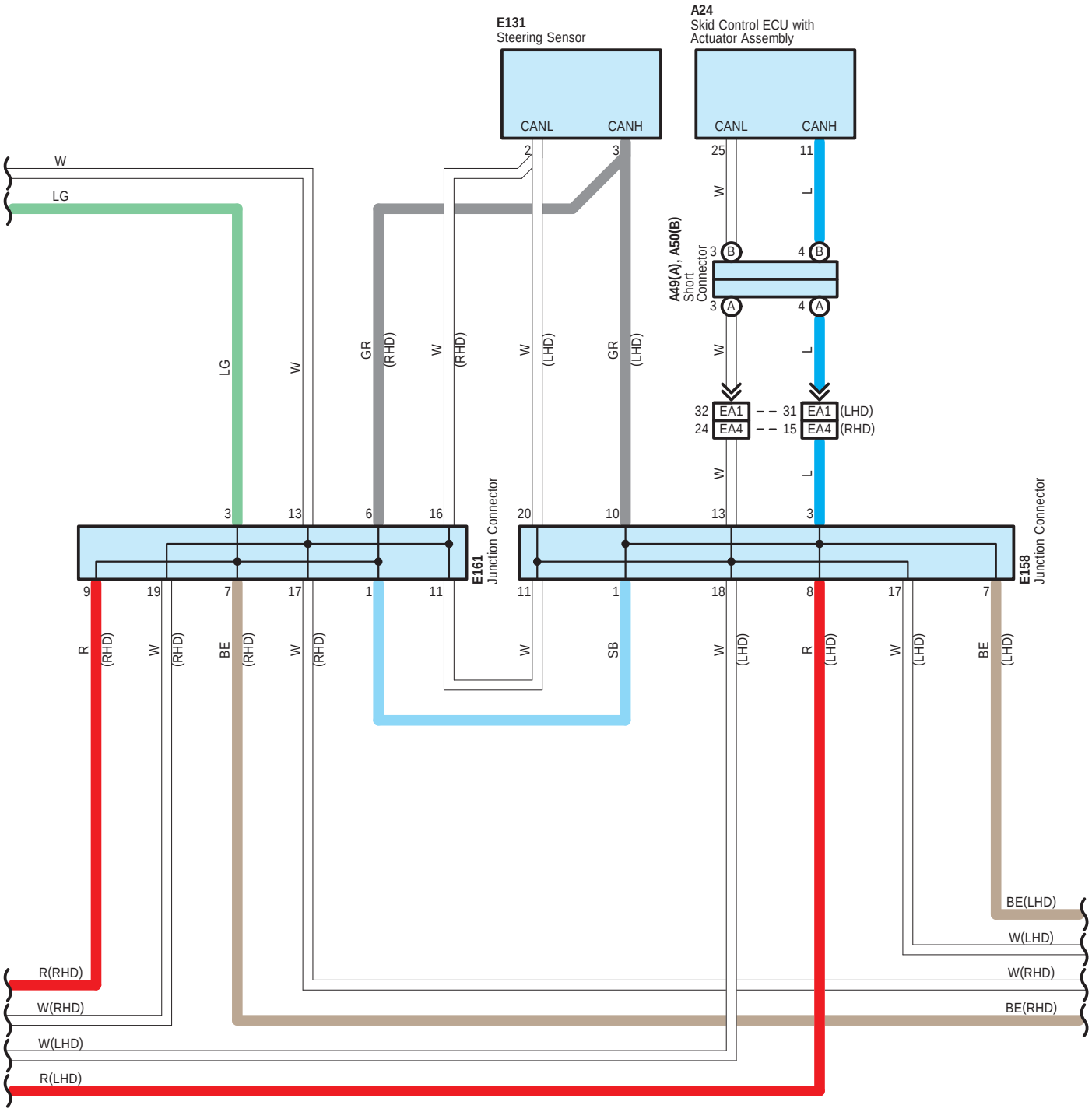
E131
Steering Sensor
CANL
CANH
A24
Skid Control ECU with
Actuator Assembly
CANL
CANH
A49(A), A50(B)
Short
Connector
EA1
EA4
(LHD)
(RHD)
E161
Junction Connector
E158
Junction Connector
W
LG
R(RHD)
W(RHD)
W(LHD)
R(LHD)
BE(LHD)
W(LHD)
W(RHD)
BE(RHD)

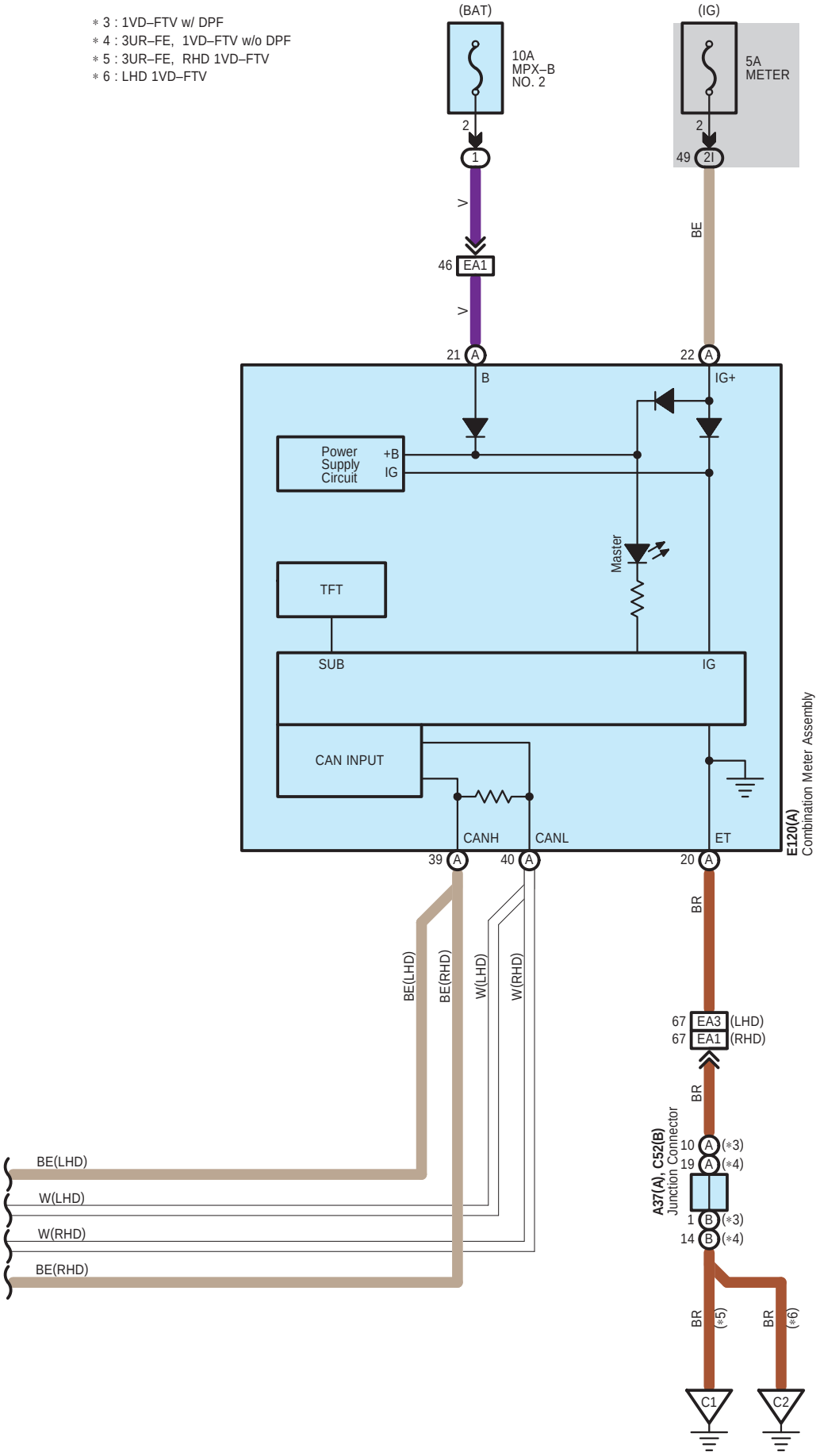
* 3 : 1VD–FTV w/ DPF
* 4 : 3UR–FE, 1VD–FTV w/o DPF
* 5 : 3UR–FE, RHD 1VD–FTV
* 6 : LHD 1VD–FTV
(BAT)
10A
MPX–B
NO. 2
(IG)
5A
METER
2
1
49
2I
V
46
EA1
BE
21
A
B
22
A
IG+
Power
Supply
Circuit
+B
IG
Master
TFT
SUB
IG
CAN INPUT
CANH
CANL
ET
39
A
40
A
20
A
E120(A)
Combination Meter Assembly
BR
BE(LHD)
BE(RHD)
W(LHD)
W(RHD)
67
EA3
(LHD)
67
EA1
(RHD)
BR
A37(A), C52(B)
Junction Connector
10
A
(*3)
19
A
(*4)
1
B
(*3)
14
B
(*4)
BE(LHD)
W(LHD)
W(RHD)
BE(RHD)
BR
(*5)
BR
(*6)
C1
C2

A 24
Black

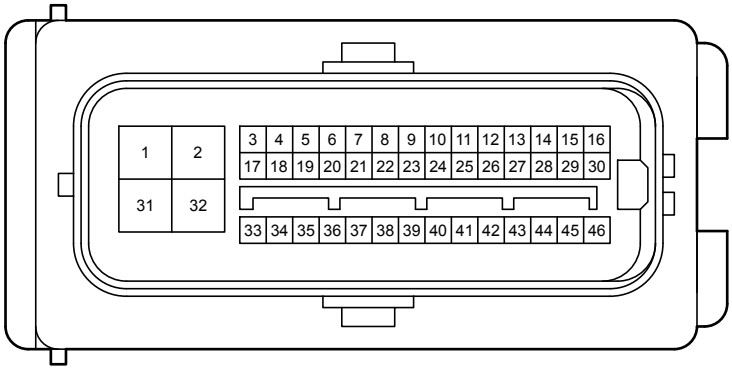

A 37
Blue

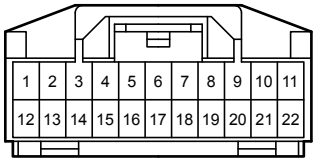

A 49
Gray

A 50
Gray



C 52
Blue

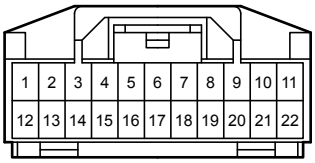

C 69
Black

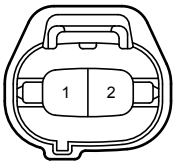

E 85
White

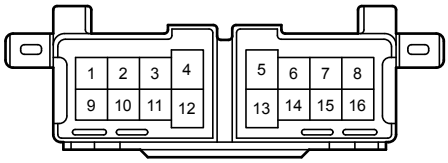

E120
Black

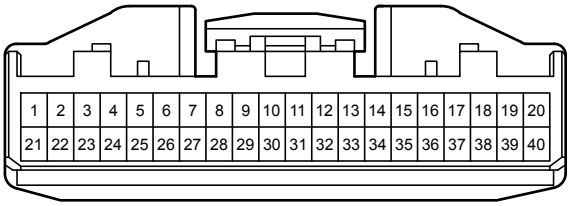

E127
White

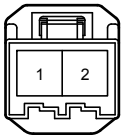

E128
White

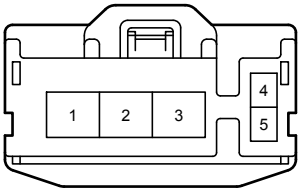

E129
White

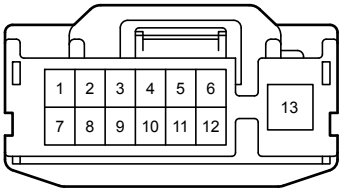

E130
White

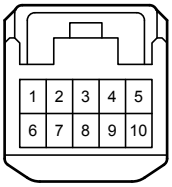

E131
White

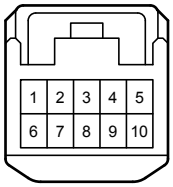

E141
White

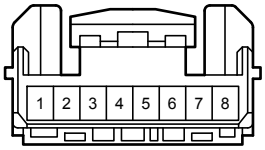

E158
White

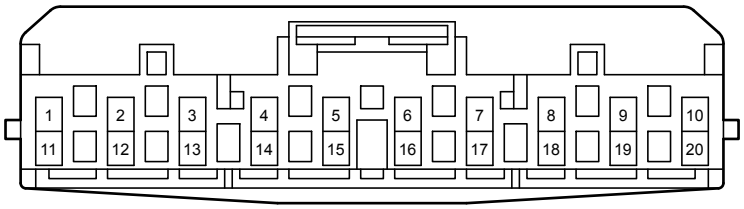

E161
White

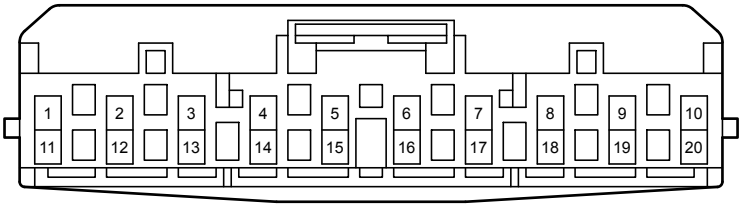

2I
White

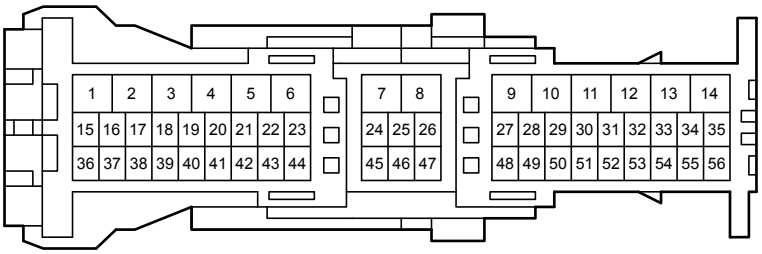

CA4
White

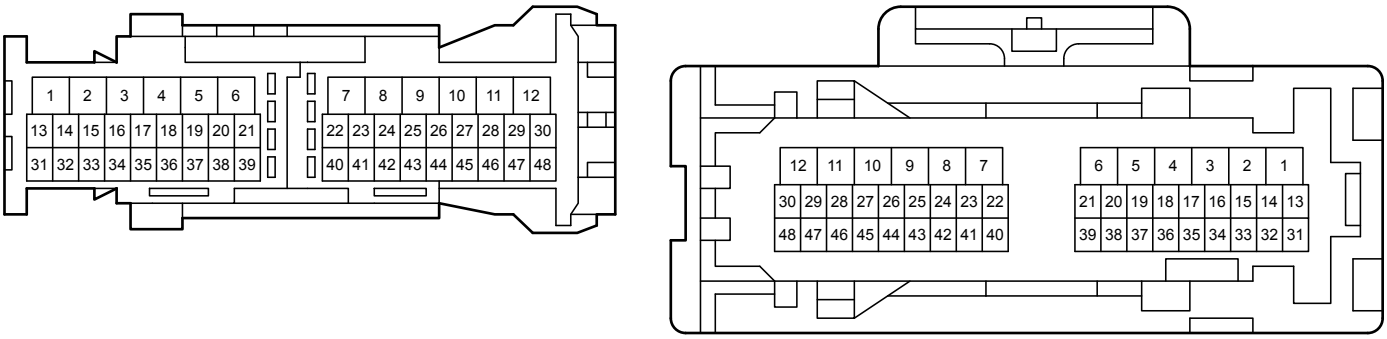

EA1
White

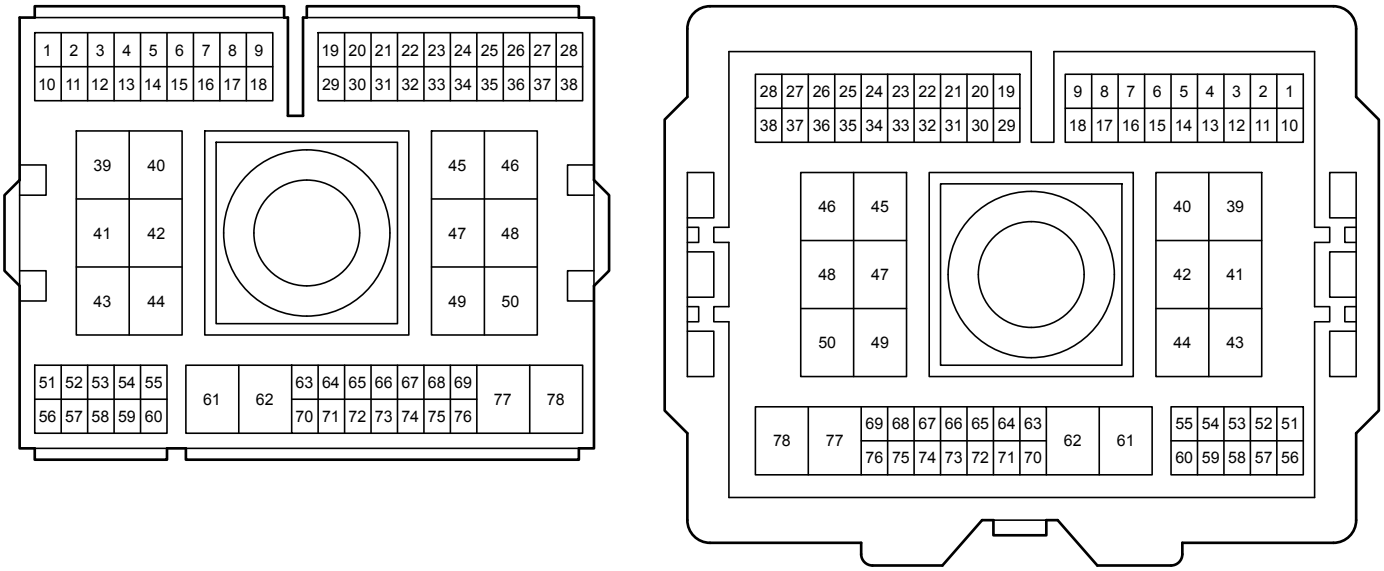

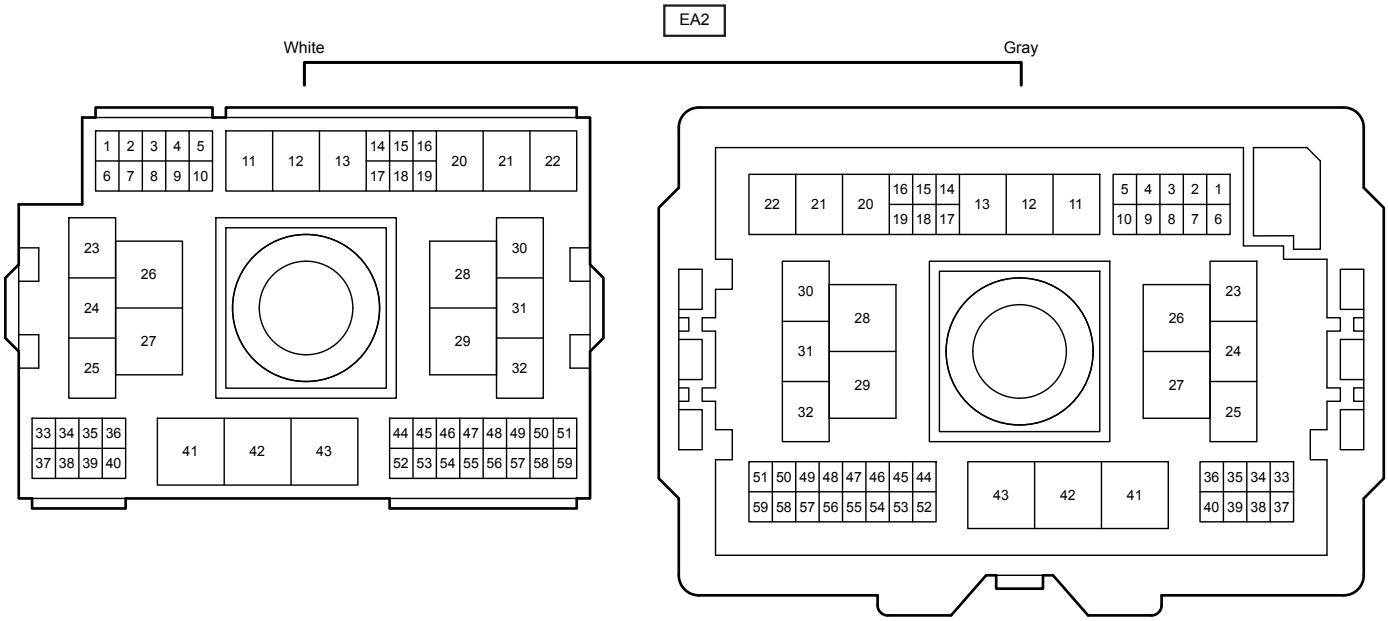
EA2
White
Gray

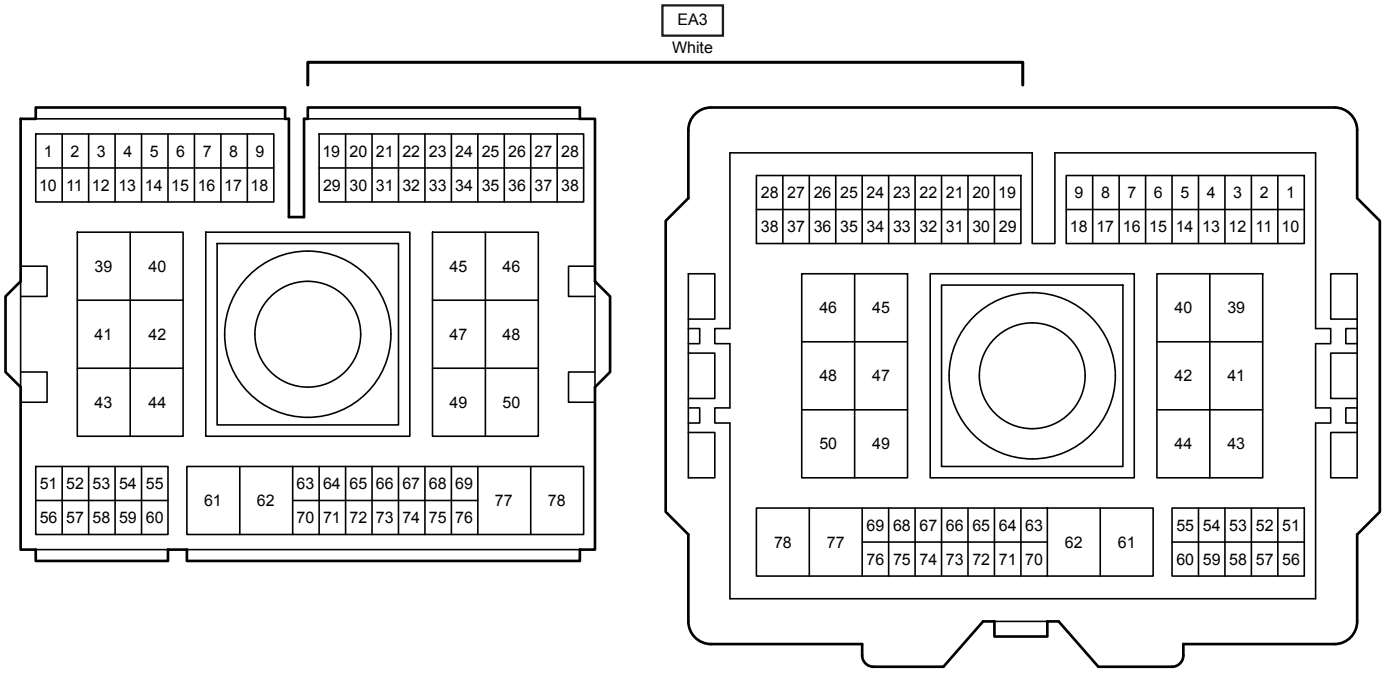
EA3
White

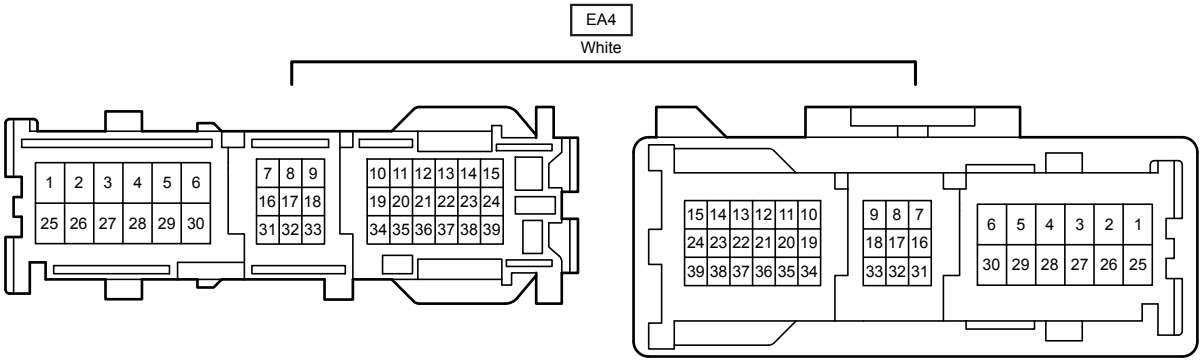
EA4
White