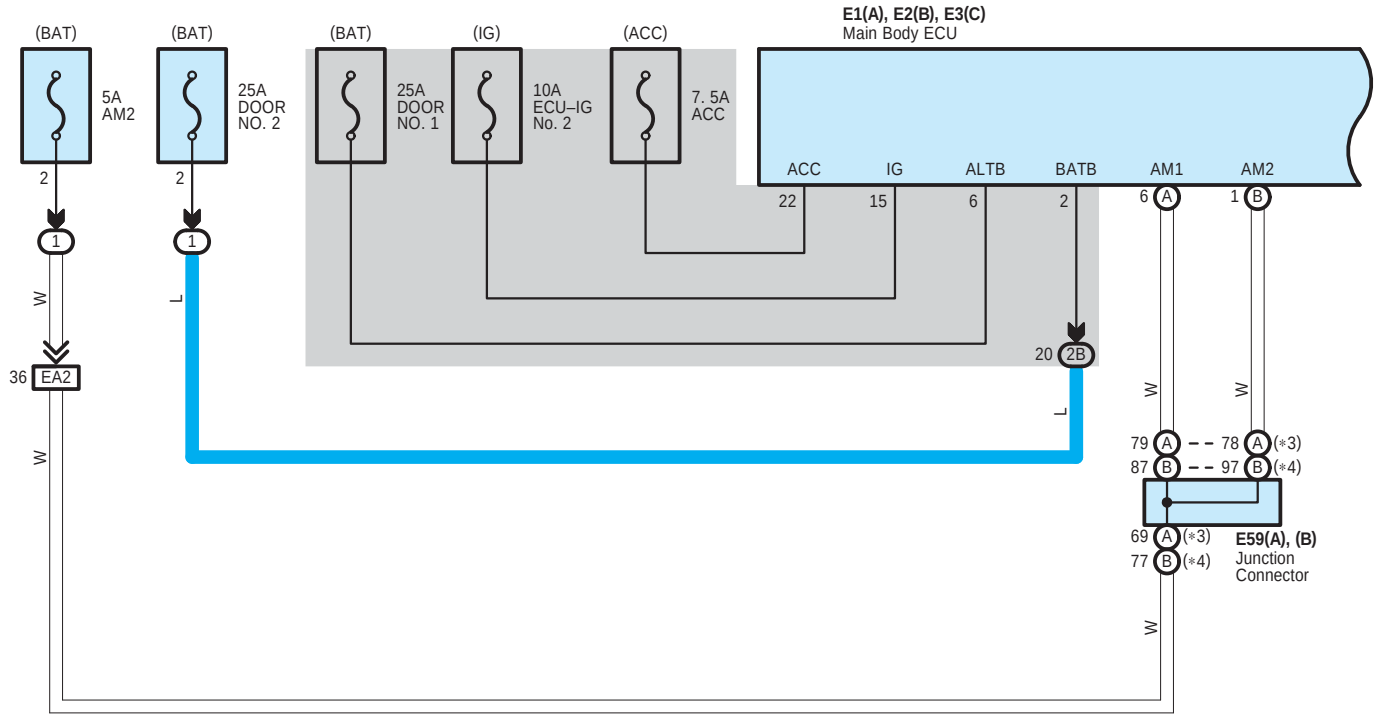

* 3 : Before Jan. 2012 Production
* 4 : From Jan. 2012 Production
* 5 : From Jan. 2012 Production until Jan. 2013 Production
* 8 : RHD, LHD Before Aug. 2013 Production
* 9 : LHD From Aug. 2013 Production
*10 : From Jan. 2012 Production
until Aug. 2014 Production
*11 : From Jan. 2013 Production
until Aug. 2014 Production
*12 : From Aug. 2014 Production

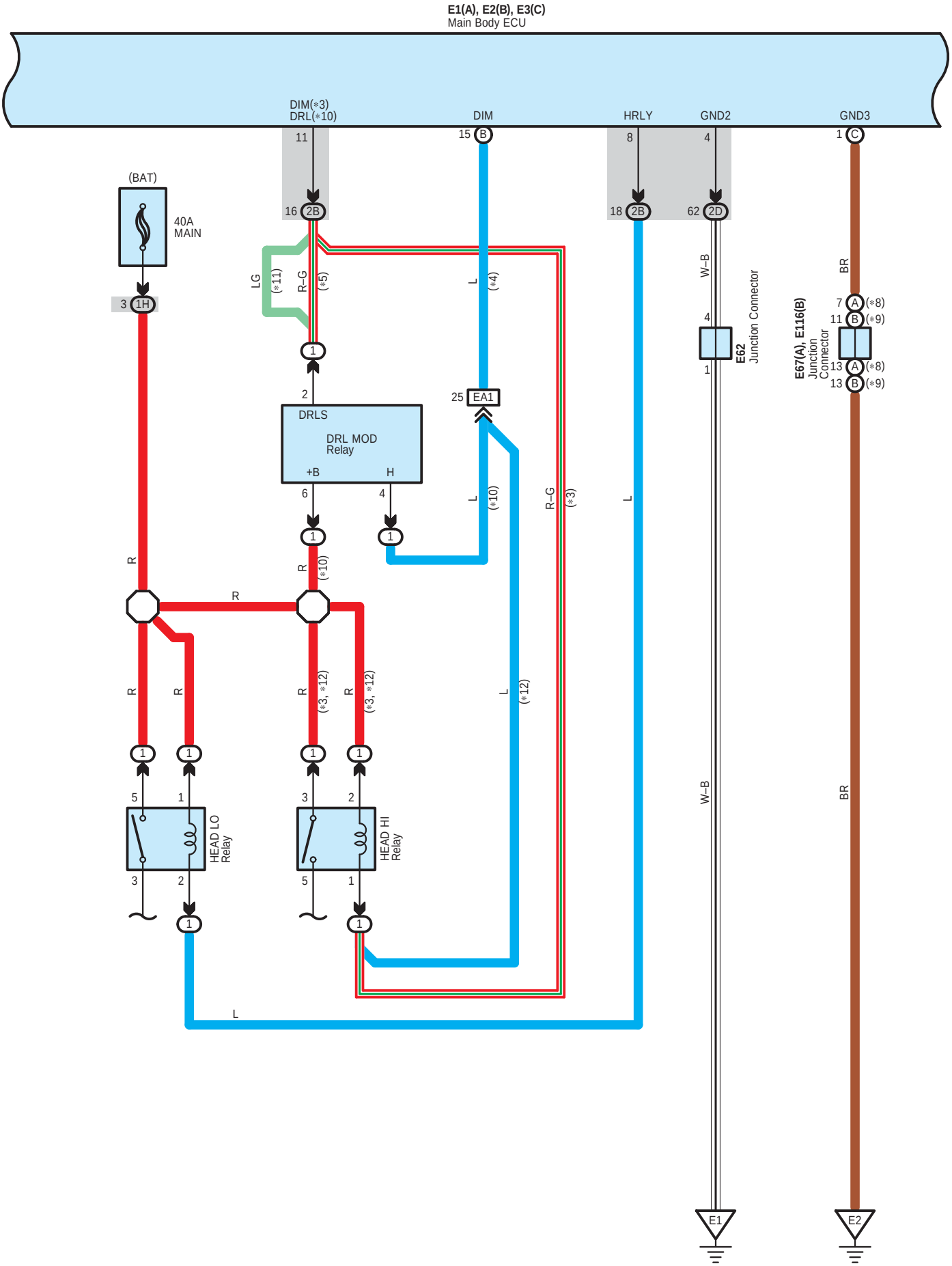
E1(A), E2(B), E3(C)
Main Body ECU
DIM(*3)
DRL(*10)
DIM
HRLY
GND2
GND3
11
15 B
8
4
1 C
(BAT)
40A
MAIN
16 2B
18 2B
62 2D
3 1H
LG
(*11)
R–G
(*5)
L
(*4)
W–B
BR
4
1
E62
Junction Connector
E67(A), E116(B)
Junction
Connector
7 A (*8)
11 B (*9)
13 A (*8)
13 B (*9)
2
DRLS
DRL MOD
Relay
+B
H
6
4
25 EA1
L
(*10)
R–G
(*3)
L
R
R
(*10)
R
R
R
R
(*3, *12)
R
(*3, *12)
L
(*12)
5
1
3
2
HEAD LO
Relay
HEAD HI
Relay
3
2
5
1
L
W–B
BR
E1
E2

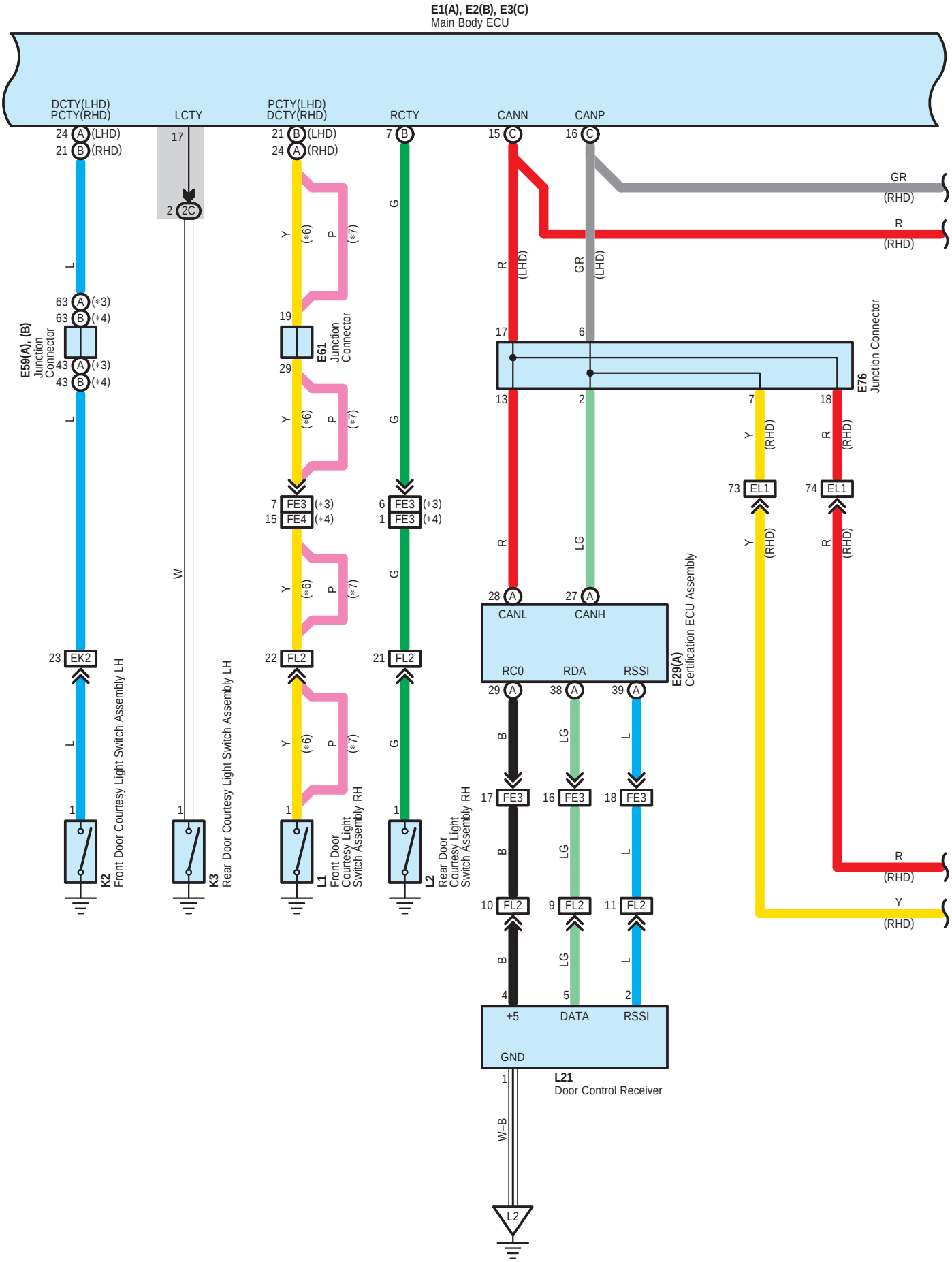
E1(A), E2(B), E3(C)
Main Body ECU
DCTY(LHD)
PCTY(RHD)
LCTY
PCTY(LHD)
DCTY(RHD)
RCTY
CANN
CANP
24 A (LHD)
21 B (RHD)
17
2 2C
21 B (LHD)
24 A (RHD)
7 B
15 C
16 C
GR
(RHD)
R
(RHD)
R (LHD)
GR (LHD)
63 A (*3)
63 B (*4)
43 A (*3)
43 B (*4)
E59(A), (B)
Junction
Connector
19
29
E61
Junction
Connector
17
6
13
2
7
18
E76
Junction Connector
7 FE3 (*3)
15 FE4 (*4)
6 FE3 (*3)
1 FE3 (*4)
73 EL1
74 EL1
28 A
27 A
CANL
CANH
RC0
RDA
RSSI
E29(A)
Certification ECU Assembly
29 A
38 A
39 A
23 EK2
22 FL2
21 FL2
17 FE3
16 FE3
18 FE3
10 FL2
9 FL2
11 FL2
1
K2
Front Door Courtesy Light Switch Assembly LH
K3
Rear Door Courtesy Light Switch Assembly LH
L1
Front Door
Courtesy Light
Switch Assembly RH
L2
Rear Door
Courtesy Light
Switch Assembly RH
4
5
2
+5
DATA
RSSI
GND
L21
Door Control Receiver
W–B
L2
R
(RHD)
Y
(RHD)

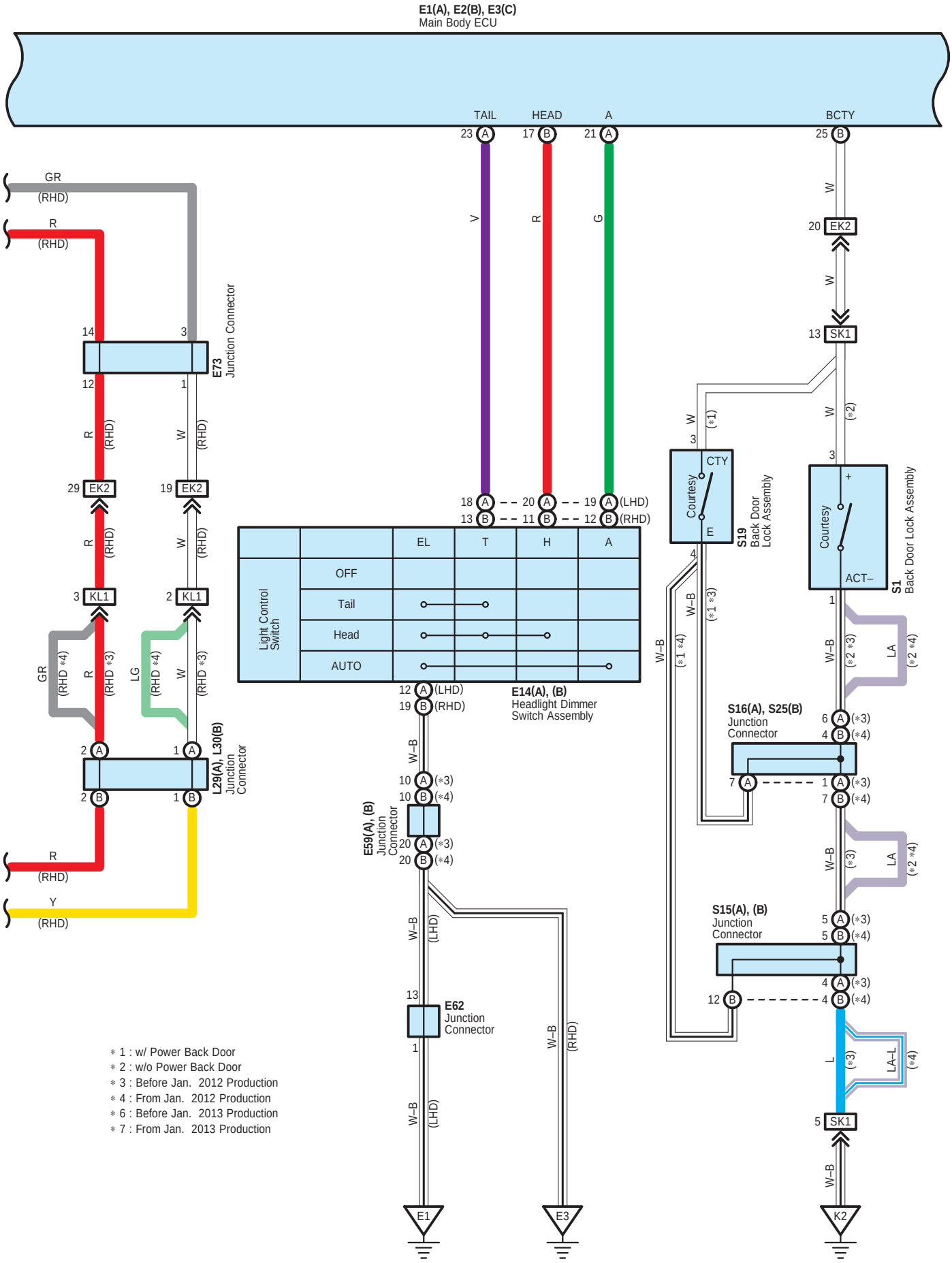
E1(A), E2(B), E3(C)
Main Body ECU
TAIL
HEAD
A
BCTY
E73
Junction Connector
L29(A), L30(B)
Junction Connector
E14(A), (B)
Headlight Dimmer
Switch Assembly
Light Control
Switch
OFF
Tail
Head
AUTO
EL
T
H
A
E59(A), (B)
Junction
Connector
E62
Junction
Connector
S19
Back Door
Lock Assembly
S1
Back Door Lock Assembly
S16(A), S25(B)
Junction
Connector
S15(A), (B)
Junction
Connector
Courtesy
CTY
ACT–
E1
E3
K2
* 1 : w/ Power Back Door
* 2 : w/o Power Back Door
* 3 : Before Jan. 2012 Production
* 4 : From Jan. 2012 Production
* 6 : Before Jan. 2013 Production
* 7 : From Jan. 2013 Production

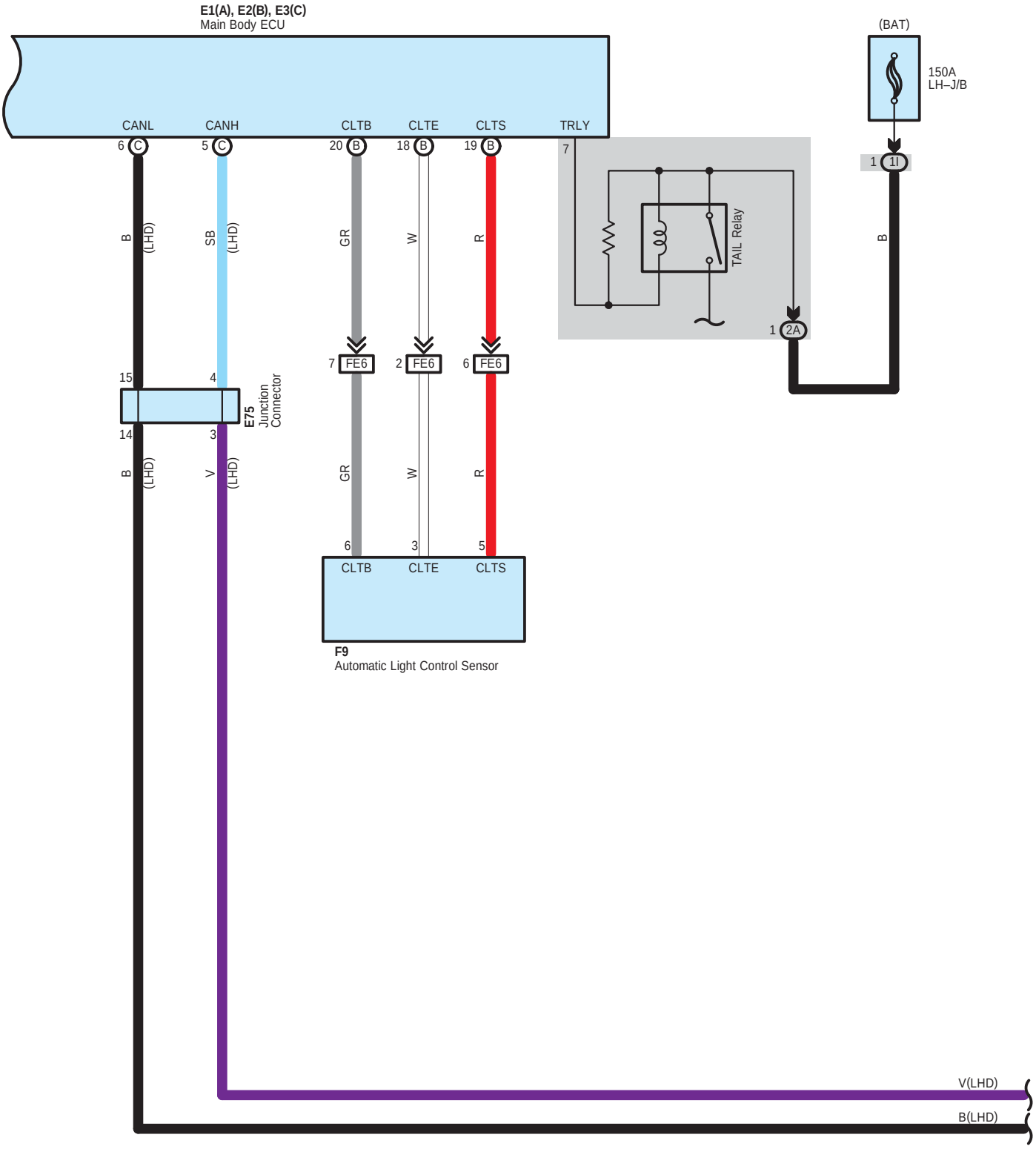
E1(A), E2(B), E3(C)
Main Body ECU
CANL
CANH
CLTB
CLTE
CLTS
TRLY
6 C
5 C
20 B
18 B
19 B
7
(BAT)
150A
LH–J/B
1 1I
B
TAIL Relay
1 2A
B (LHD)
SB (LHD)
GR
W
R
7 FE6
2 FE6
6 FE6
15
4
E75
Junction
Connector
14
3
B (LHD)
V (LHD)
GR
W
R
6
3
5
CLTB
CLTE
CLTS
F9
Automatic Light Control Sensor
V(LHD)
B(LHD)

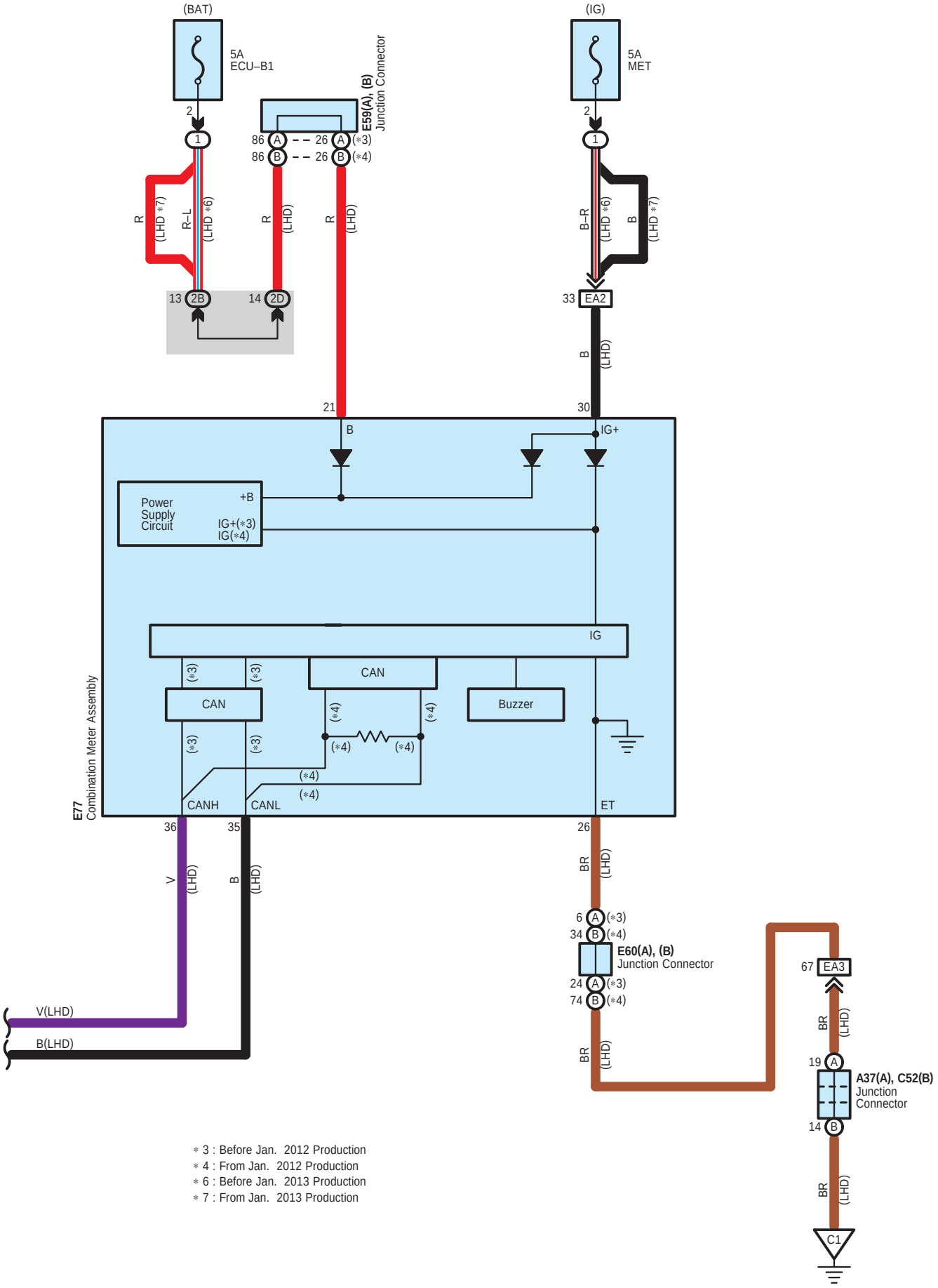

* 3 : Before Jan. 2012 Production
* 4 : From Jan. 2012 Production
* 6 : Before Jan. 2013 Production
* 7 : From Jan. 2013 Production

A 37

Blue

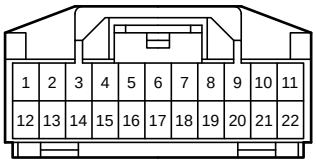

C 52

Blue

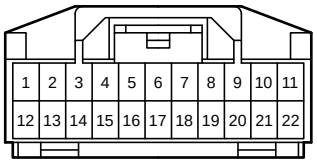

E 1

White

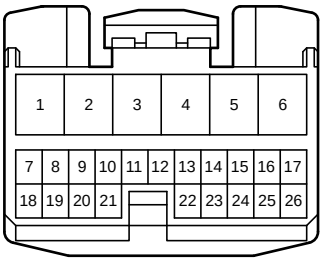

E 2

White

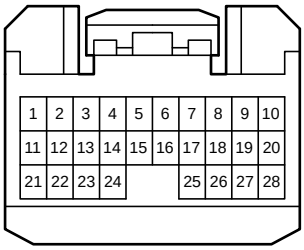

E 3

White

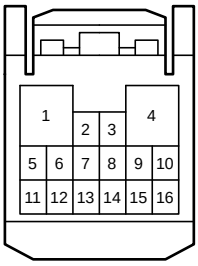

E 14

White

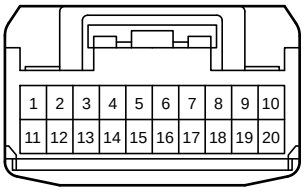

E 29

White

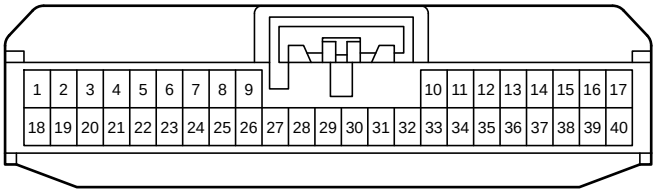

E 59

White

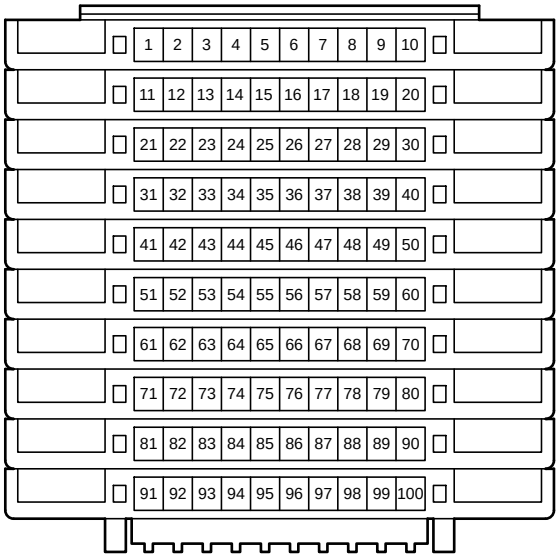

E 60
White

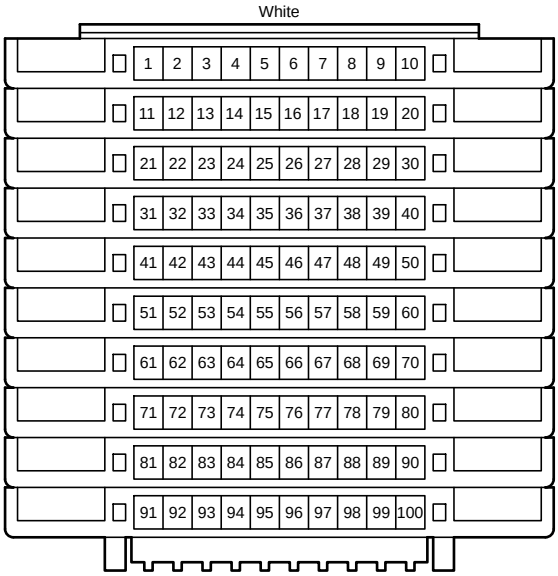

E 61
White

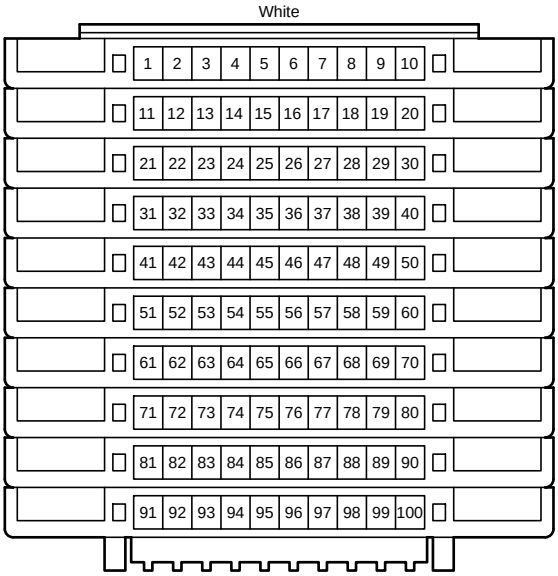

E 62
White

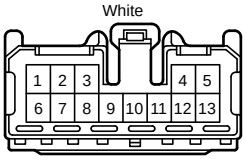

E 67
White

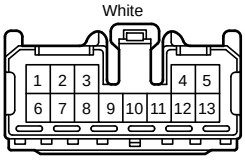

E 73
Gray

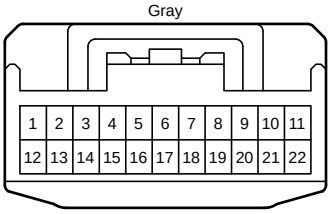

E 75
Gray

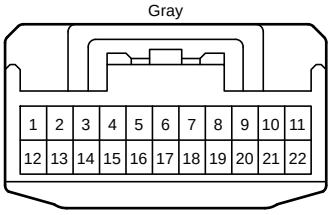

E 76
Gray

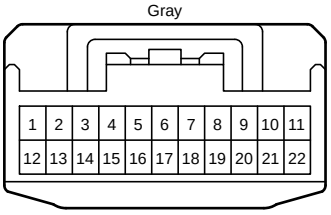

E 77
White

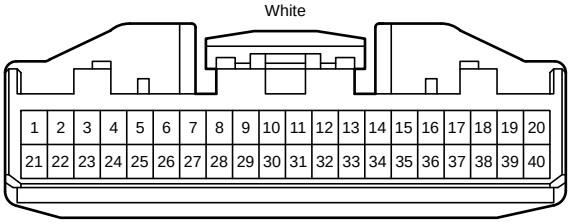

E116
White

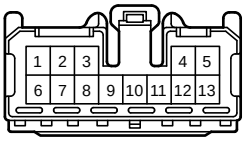

F 9
Black

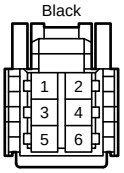

K 2
White

K 3
White

L 1
White

L 2
White

L 21
White

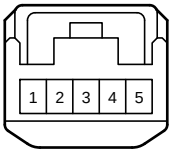

L 29
White

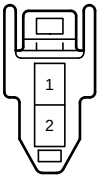

L 30
White

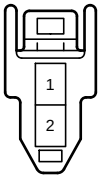

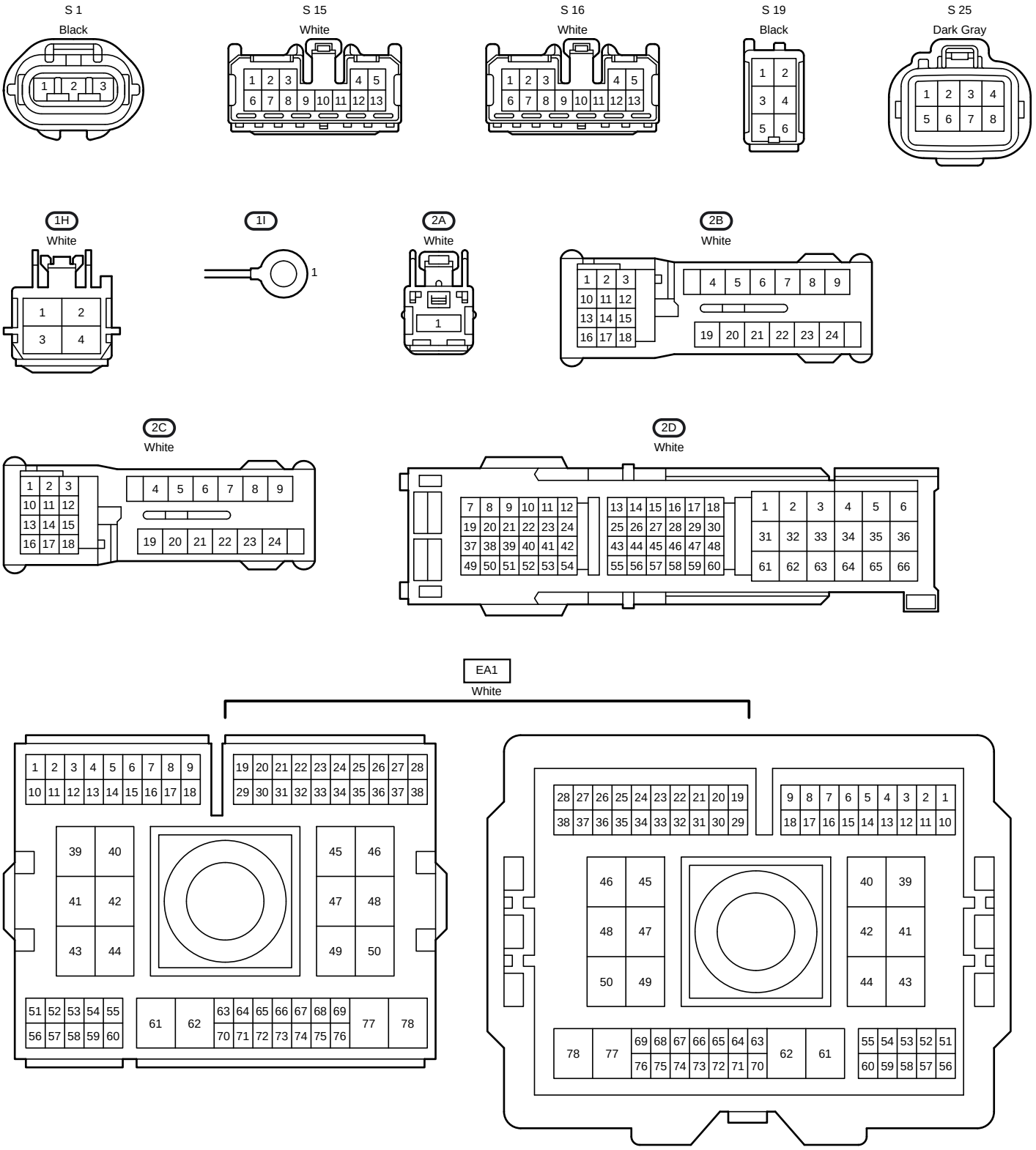
S 1
Black
S 15
White
S 16
White
S 19
Black
S 25
Dark Gray
1H
White
1I
2A
White
2B
White
2C
White
2D
White
EA1
White

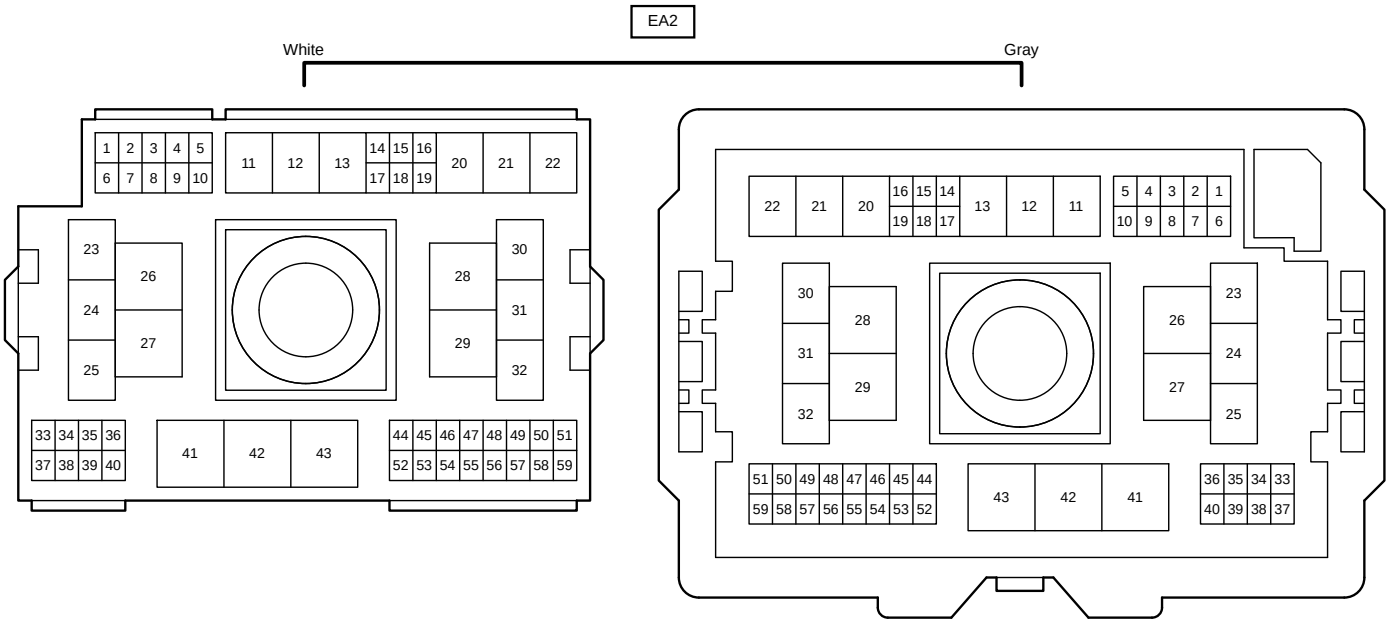
EA2
White
Gray

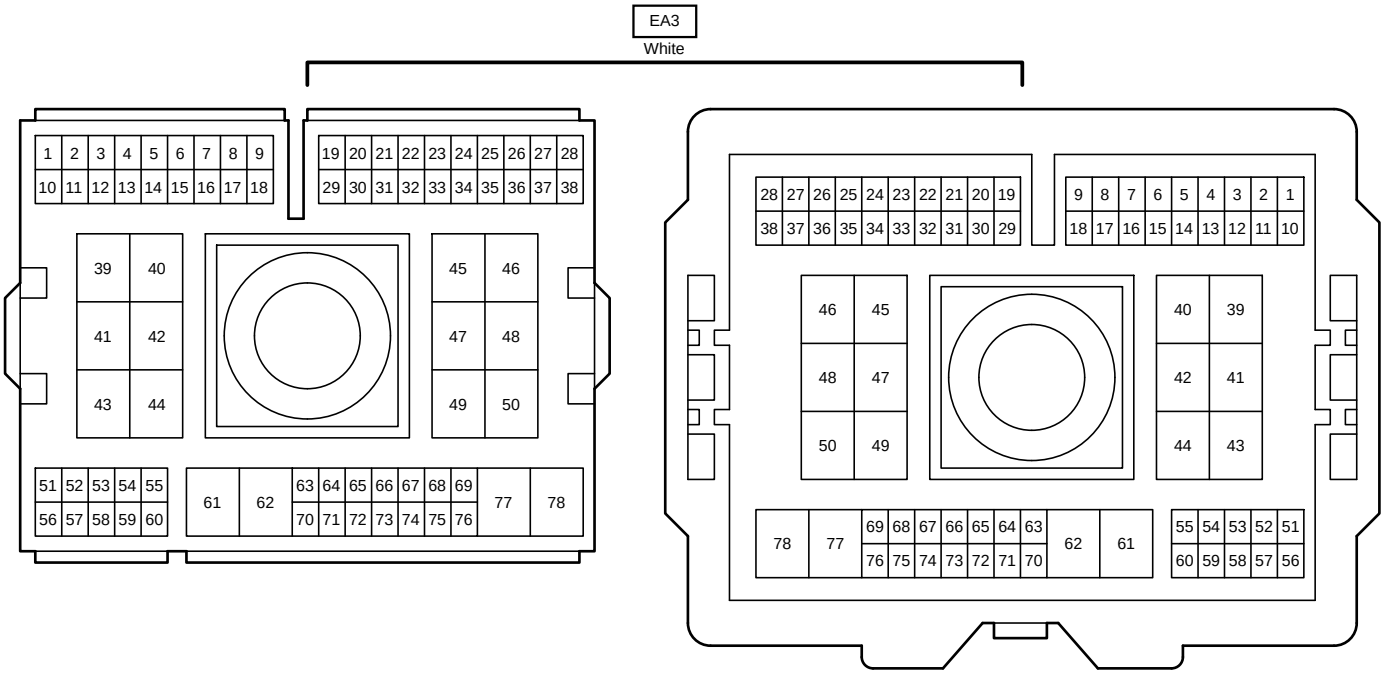
EA3
White

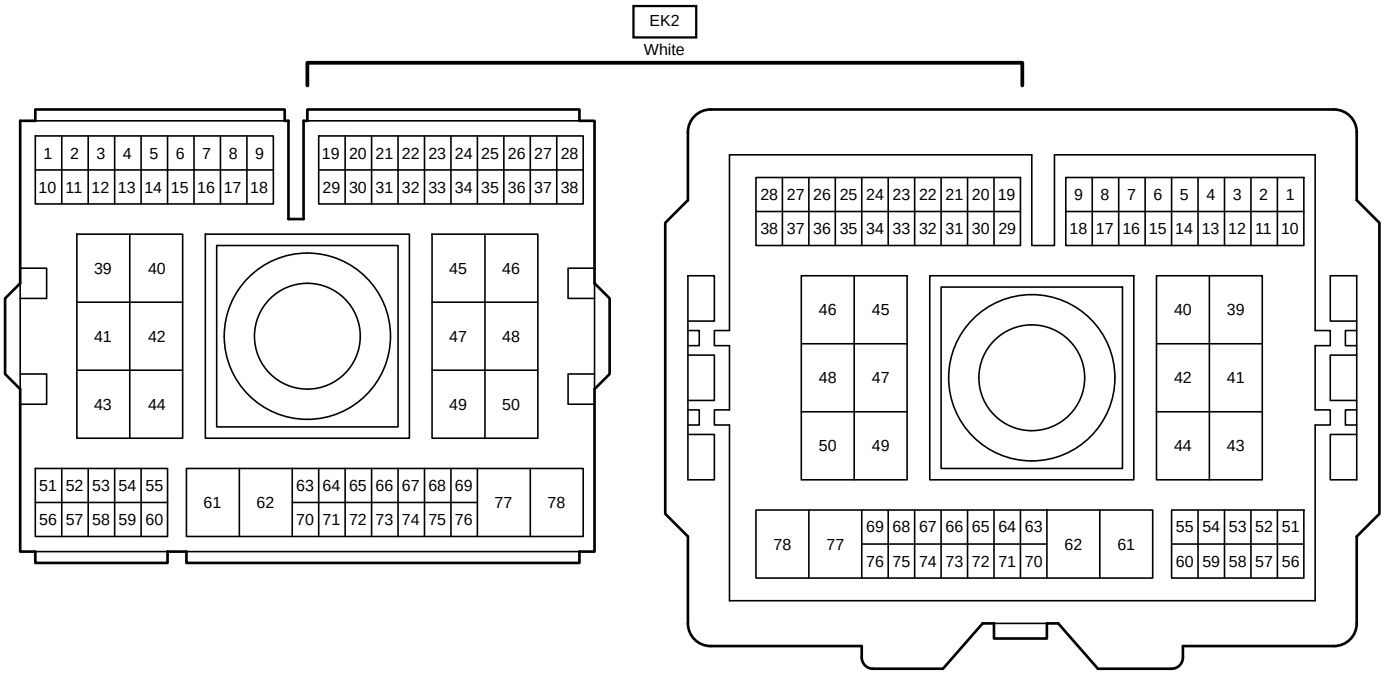
EK2
White
1 2 3 4 5 6 7 8 9
10 11 12 13 14 15 16 17 18
19 20 21 22 23 24 25 26 27 28
29 30 31 32 33 34 35 36 37 38
39 40
41 42
43 44
45 46
47 48
49 50
51 52 53 54 55
56 57 58 59 60
61 62
63 64 65 66 67 68 69
70 71 72 73 74 75 76
77 78
28 27 26 25 24 23 22 21 20 19
38 37 36 35 34 33 32 31 30 29
9 8 7 6 5 4 3 2 1
18 17 16 15 14 13 12 11 10
46 45
48 47
50 49
40 39
42 41
44 43
78 77
69 68 67 66 65 64 63
76 75 74 73 72 71 70
62 61
55 54 53 52 51
60 59 58 57 56

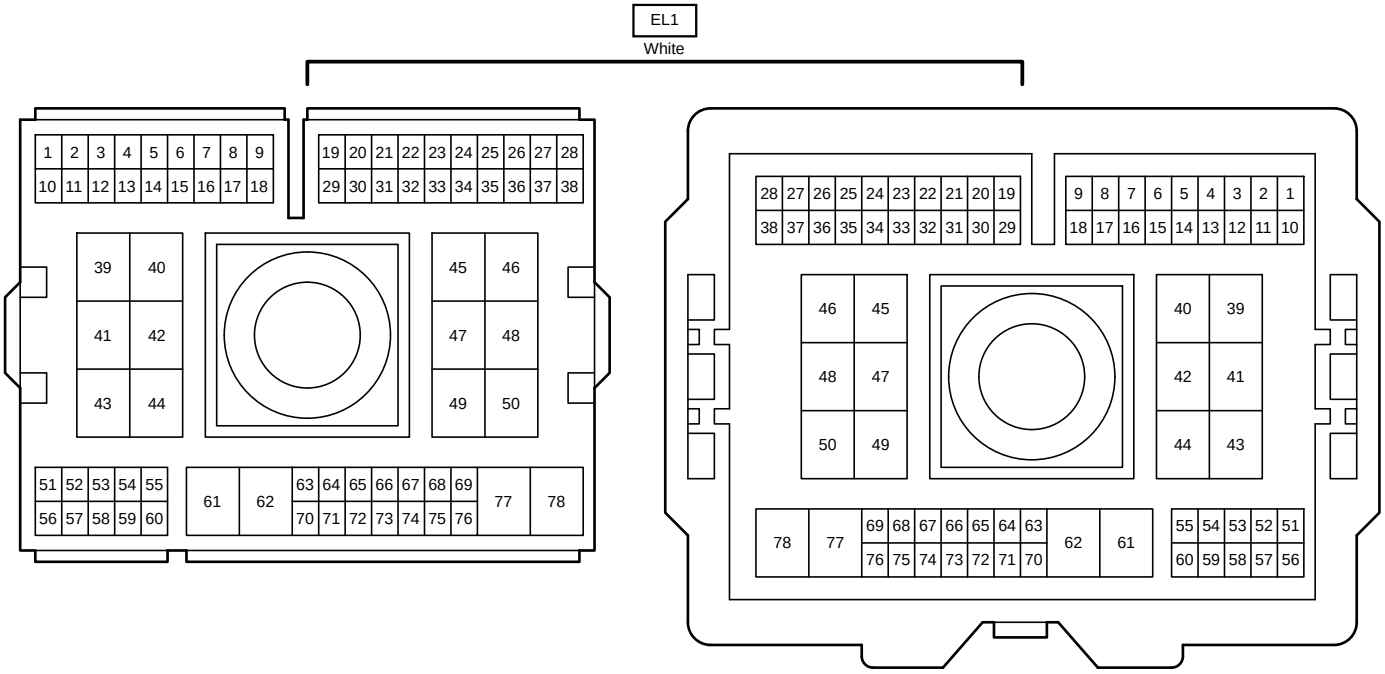
EL1
White
1 2 3 4 5 6 7 8 9
10 11 12 13 14 15 16 17 18
19 20 21 22 23 24 25 26 27 28
29 30 31 32 33 34 35 36 37 38
39 40
41 42
43 44
45 46
47 48
49 50
51 52 53 54 55
56 57 58 59 60
61 62
63 64 65 66 67 68 69
70 71 72 73 74 75 76
77 78
28 27 26 25 24 23 22 21 20 19
38 37 36 35 34 33 32 31 30 29
9 8 7 6 5 4 3 2 1
18 17 16 15 14 13 12 11 10
46 45
48 47
50 49
40 39
42 41
44 43
78 77
69 68 67 66 65 64 63
76 75 74 73 72 71 70
62 61
55 54 53 52 51
60 59 58 57 56

FE3
White

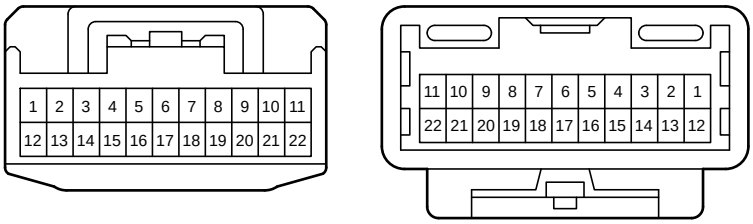

FE4
White

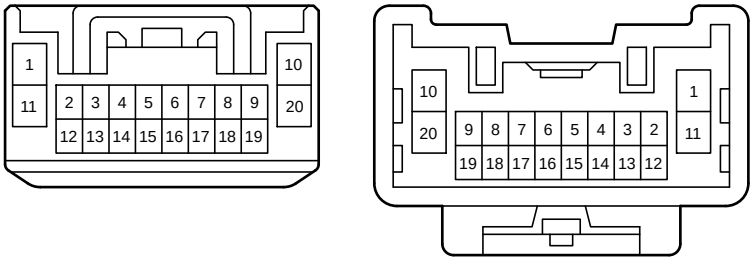

FE6
White

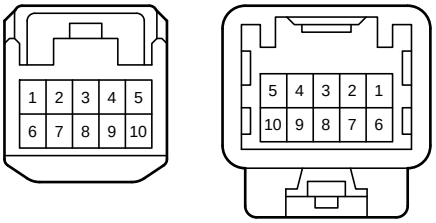

FL2
Blue

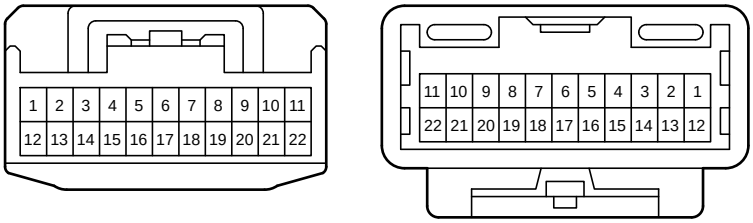

KL1
White

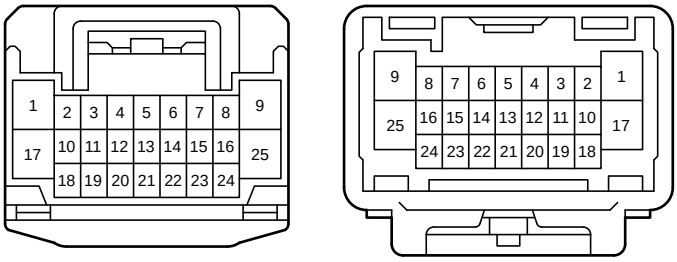
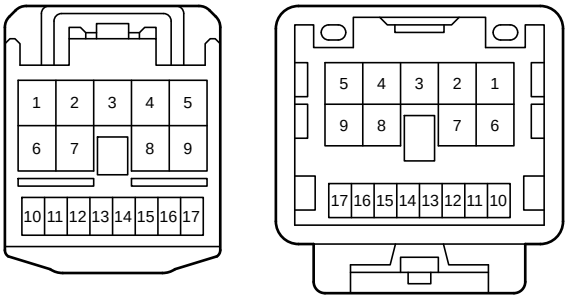
SK1
White