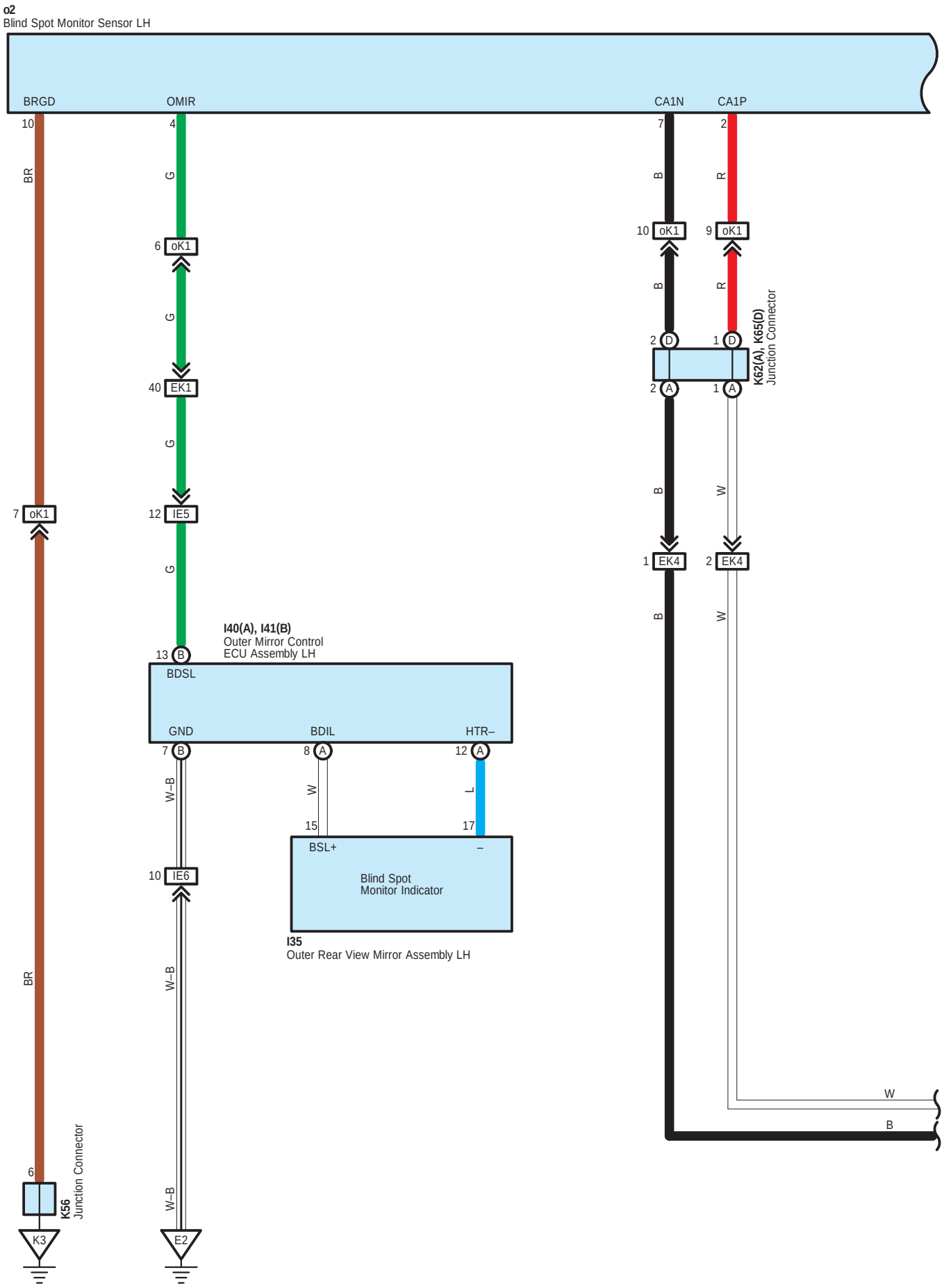
o2
Blind Spot Monitor Sensor LH
BRGD
OMIR
CA1N
CA1P
10
4
7
2
BR
G
B
R
6 oK1
10 oK1
9 oK1
G
B
R
2 D
1 D
K62(A), K65(D)
Junction Connector
40 EK1
2 A
1 A
G
B
W
7 oK1
12 IE5
1 EK4
2 EK4
G
B
W
I40(A), I41(B)
Outer Mirror Control
ECU Assembly LH
13 B
BDSL
GND
BDIL
HTR–
7 B
8 A
12 A
W–B
W
L
15
17
BSL+
–
10 IE6
Blind Spot
Monitor Indicator
I35
Outer Rear View Mirror Assembly LH
BR
W–B
W
B
6
K56
Junction Connector
W–B
K3
E2

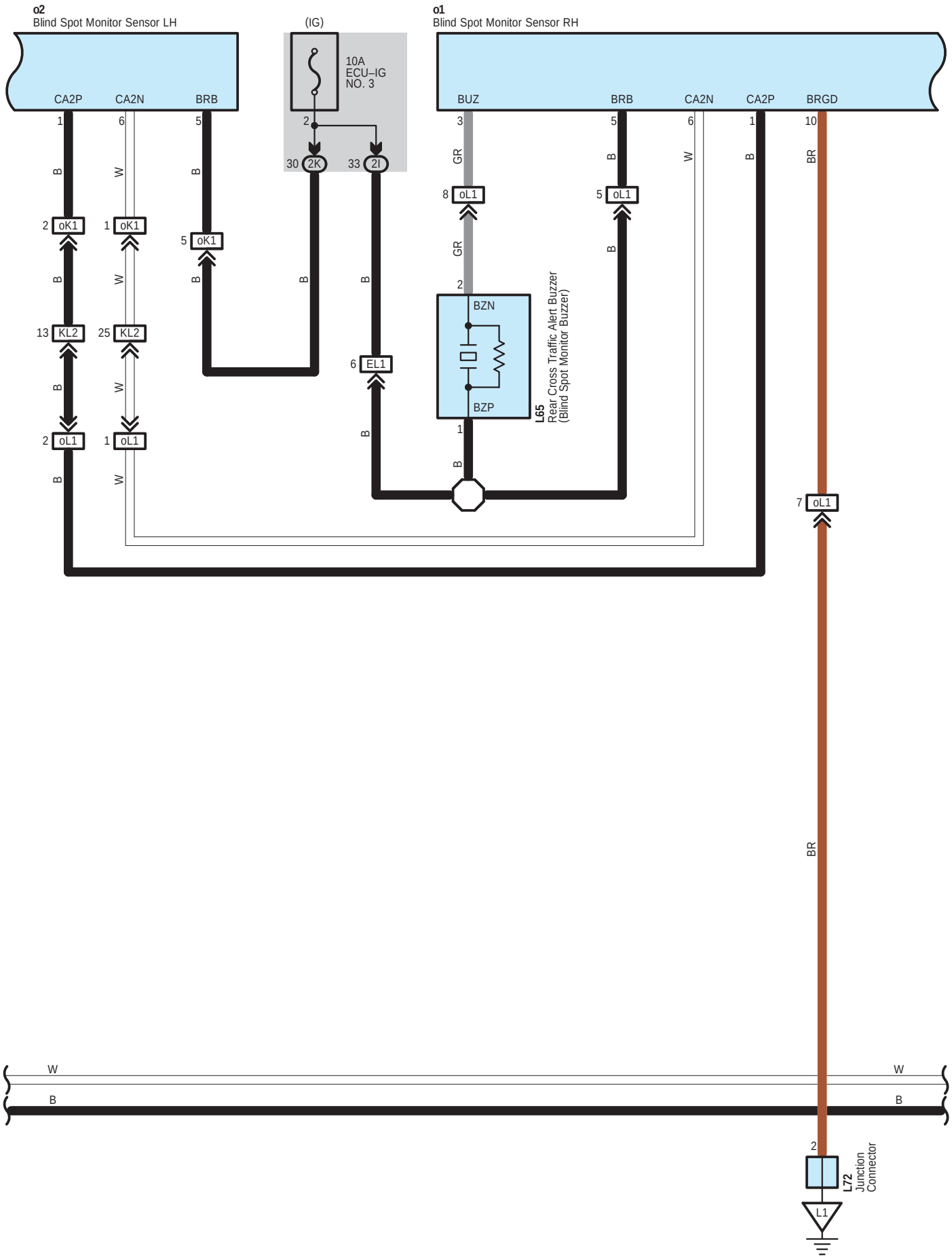
o2
Blind Spot Monitor Sensor LH
CA2P
CA2N
BRB
(IG)
10A
ECU–IG
NO. 3
o1
Blind Spot Monitor Sensor RH
BUZ
BRB
CA2N
CA2P
BRGD
oK1
KL2
oL1
EL1
BZN
BZP
L65
Rear Cross Traffic Alert Buzzer
(Blind Spot Monitor Buzzer)
L72
Junction
Connector
L1

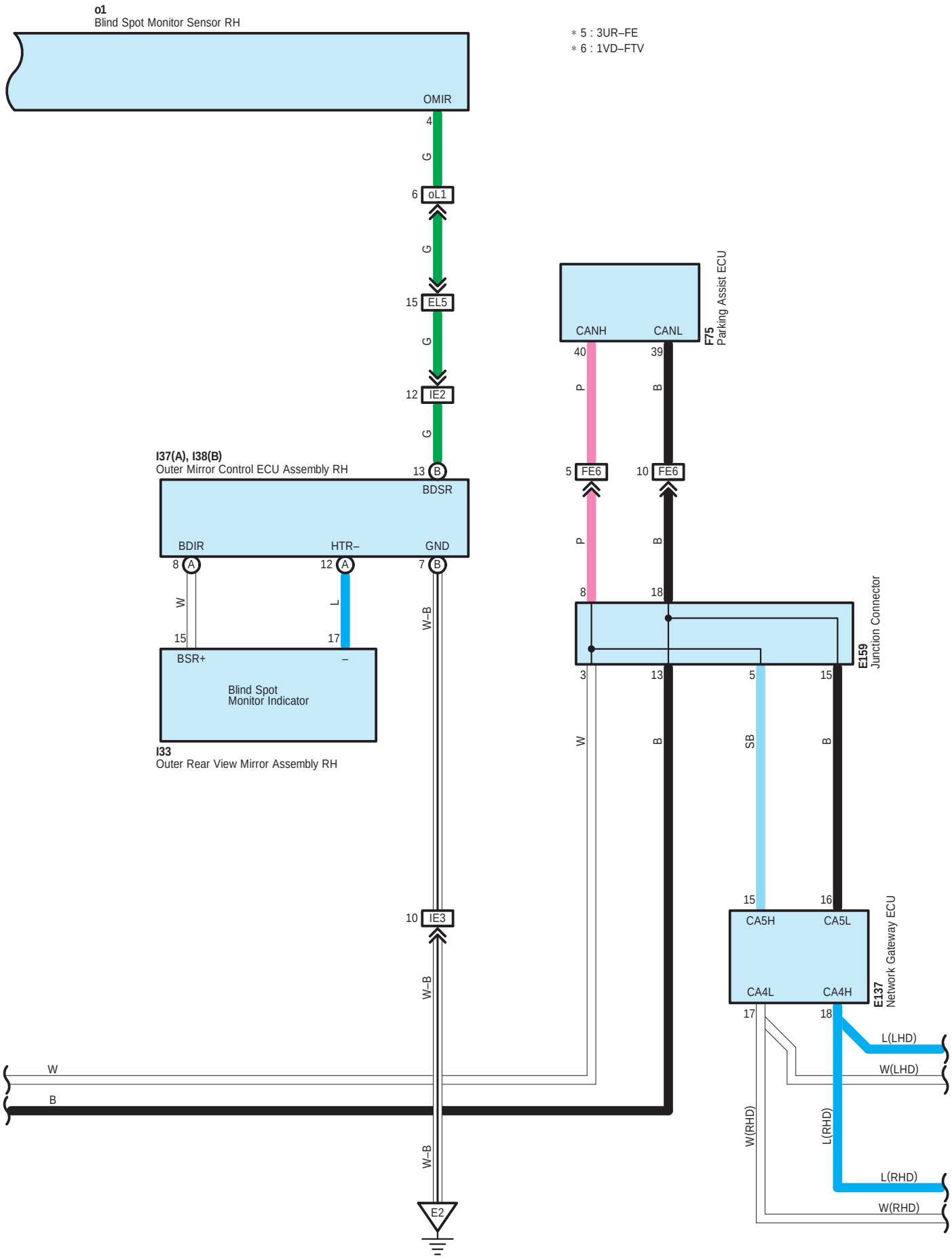
o1
Blind Spot Monitor Sensor RH
OMIR
4
G
6 oL1
G
15 EL5
G
12 IE2
G
13 B
BDSR
I37(A), I38(B)
Outer Mirror Control ECU Assembly RH
BDIR
HTR–
GND
8 A
12 A
7 B
W
L
W–B
15
17
BSR+
–
Blind Spot
Monitor Indicator
I33
Outer Rear View Mirror Assembly RH
10 IE3
W–B
W–B
E2
W
B
∗ 5 : 3UR–FE
∗ 6 : 1VD–FTV
CANH
CANL
40
39
F75
Parking Assist ECU
P
B
5 FE6
10 FE6
P
B
8
18
E159
Junction Connector
3
13
5
15
W
B
SB
B
15
16
CA5H
CA5L
CA4L
CA4H
17
18
E137
Network Gateway ECU
L(LHD)
W(LHD)
W(RHD)
L(RHD)
L(RHD)
W(RHD)

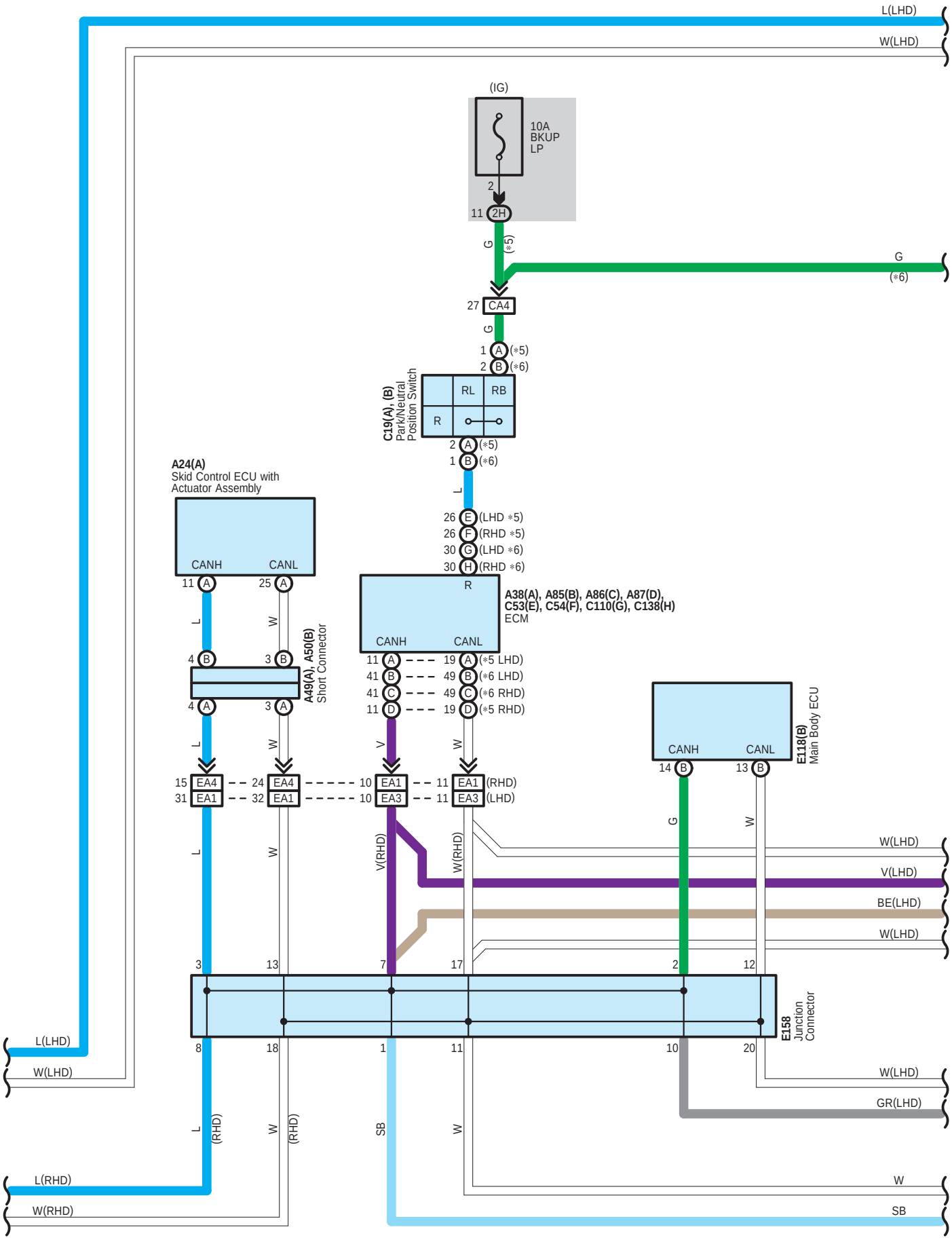
L(LHD)
W(LHD)
(IG)
10A
BKUP
LP
2
11 2H
G
(*5)
G
(*6)
27 CA4
G
1 A (*5)
2 B (*6)
C19(A), (B)
Park/Neutral
Position Switch
RL
RB
R
2 A (*5)
1 B (*6)
L
26 E (LHD *5)
26 F (RHD *5)
30 G (LHD *6)
30 H (RHD *6)
A24(A)
Skid Control ECU with
Actuator Assembly
CANH
CANL
11 A
25 A
L
W
4 B
3 B
A49(A), A50(B)
Short Connector
4 A
3 A
R
A38(A), A85(B), A86(C), A87(D),
C53(E), C54(F), C110(G), C138(H)
ECM
CANH
CANL
11 A
41 B
41 C
11 D
19 A (*5 LHD)
49 B (*6 LHD)
49 C (*6 RHD)
19 D (*5 RHD)
V
W
E118(B)
Main Body ECU
CANH
CANL
14 B
13 B
15 EA4
31 EA1
24 EA4
32 EA1
10 EA1
10 EA3
11 EA1 (RHD)
11 EA3 (LHD)
G
W
V(RHD)
W(RHD)
W(LHD)
V(LHD)
BE(LHD)
W(LHD)
3
13
7
17
2
12
E158
Junction
Connector
8
18
1
11
10
20
L(LHD)
W(LHD)
W(LHD)
GR(LHD)
L (RHD)
W (RHD)
SB
W
L(RHD)
W(RHD)
W
SB

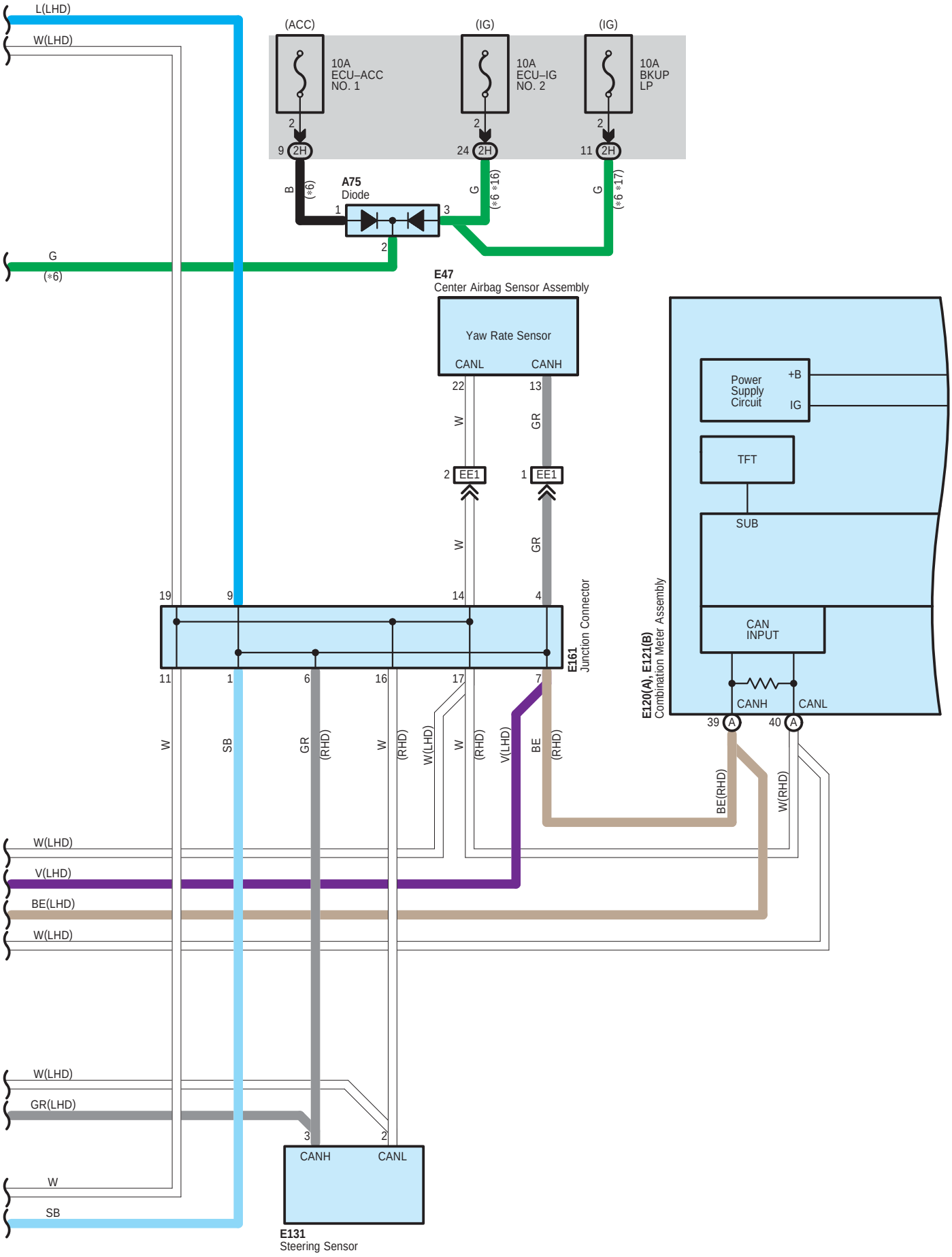
L(LHD)
W(LHD)
(ACC)
(IG)
(IG)
10A
ECU–ACC
NO. 1
10A
ECU–IG
NO. 2
10A
BKUP
LP
2
9 2H
24 2H
11 2H
B
(*6)
A75
Diode
1
3
2
G
(*6 *16)
G
(*6 *17)
G
(*6)
E47
Center Airbag Sensor Assembly
Yaw Rate Sensor
CANL
CANH
22
13
W
GR
2 EE1
1 EE1
W
GR
19
9
14
4
E161
Junction Connector
11
1
6
16
17
7
W
SB
GR
(RHD)
W
(RHD)
W(LHD)
W
(RHD)
V(LHD)
BE
(RHD)
E120(A), E121(B)
Combination Meter Assembly
Power
Supply
Circuit
+B
IG
TFT
SUB
CAN
INPUT
CANH
CANL
39 A
40 A
BE(RHD)
W(RHD)
W(LHD)
V(LHD)
BE(LHD)
W(LHD)
W(LHD)
GR(LHD)
3
2
CANH
CANL
W
SB
E131
Steering Sensor

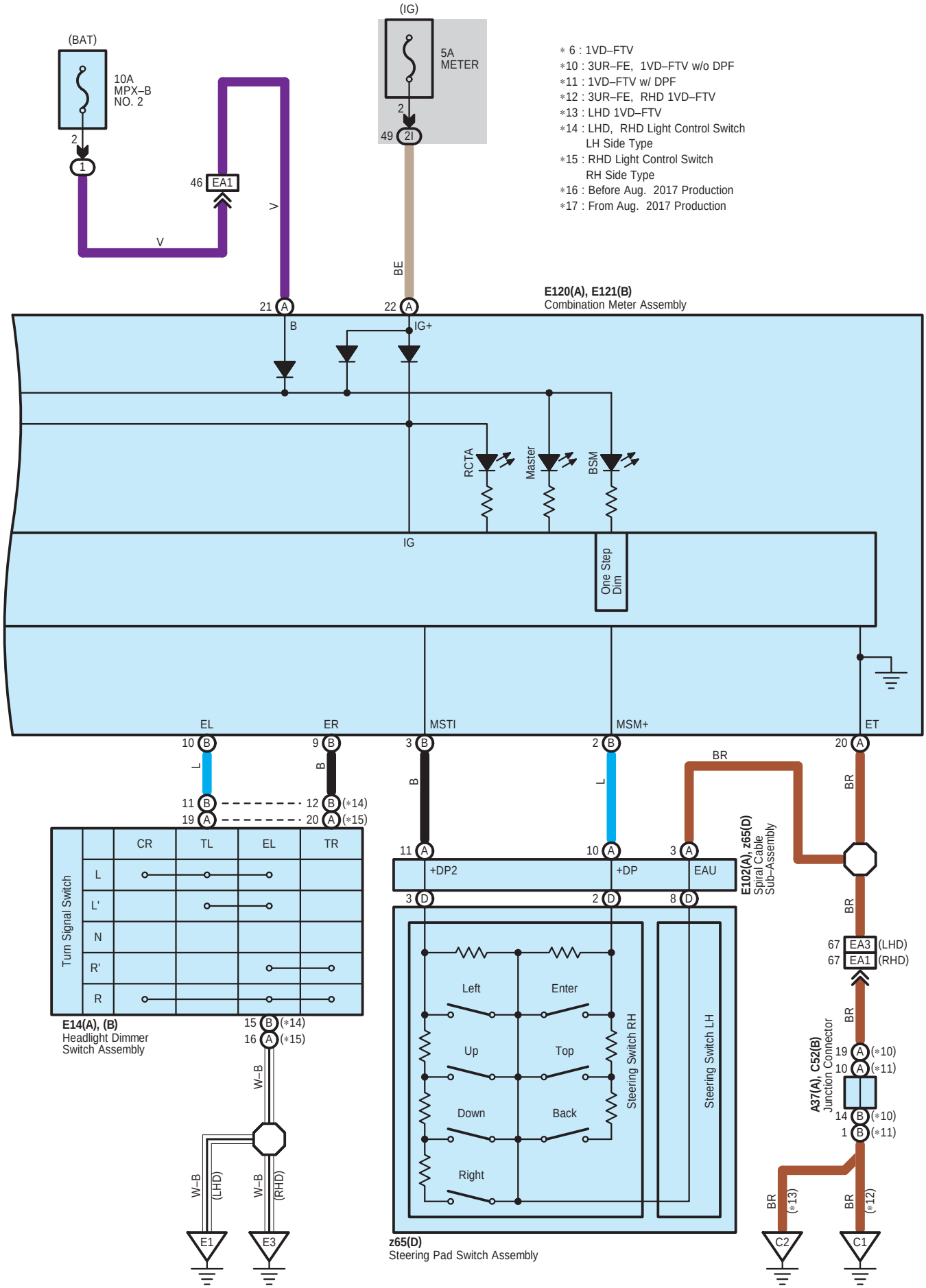
(BAT)
10A
MPX–B
NO. 2
(IG)
5A
METER
∗ 6 : 1VD–FTV
∗10 : 3UR–FE, 1VD–FTV w/o DPF
∗11 : 1VD–FTV w/ DPF
∗12 : 3UR–FE, RHD 1VD–FTV
∗13 : LHD 1VD–FTV
∗14 : LHD, RHD Light Control Switch LH Side Type
∗15 : RHD Light Control Switch RH Side Type
∗16 : Before Aug. 2017 Production
∗17 : From Aug. 2017 Production
E120(A), E121(B)
Combination Meter Assembly
IG+
RCTA
Master
BSM
IG
One Step Dim
EL
ER
MSTI
MSM+
ET
Turn Signal Switch
CR
TL
EL
TR
E14(A), (B)
Headlight Dimmer Switch Assembly
+DP2
+DP
EAU
E102(A), z65(D)
Spiral Cable Sub-Assembly
Left
Enter
Up
Top
Down
Back
Right
Steering Switch RH
Steering Switch LH
z65(D)
Steering Pad Switch Assembly
EA3 (LHD)
EA1 (RHD)
A37(A), C52(B)
Junction Connector
E1
E3
C2
C1

A 24
Black

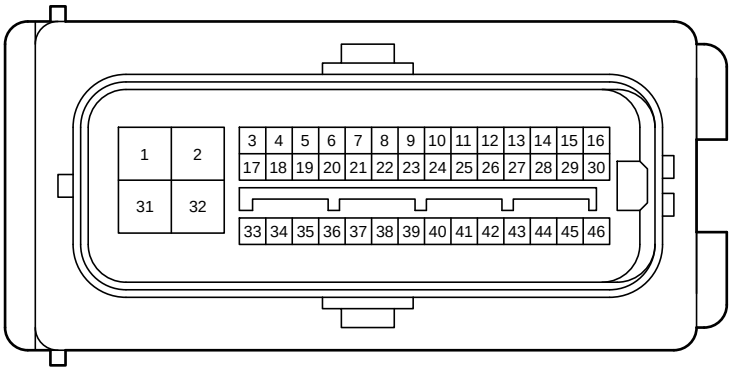

A 37
Blue

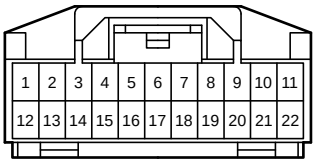

A 38
Black

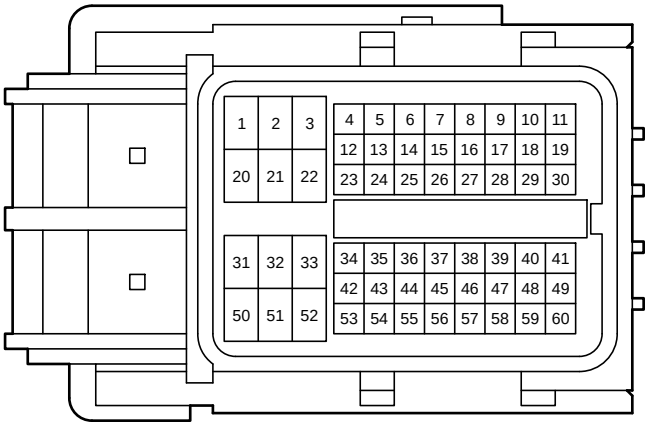

A 49
Gray

A 50
Gray

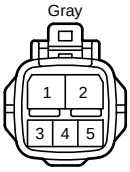

A 75
Gray

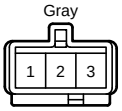

A 85
Black

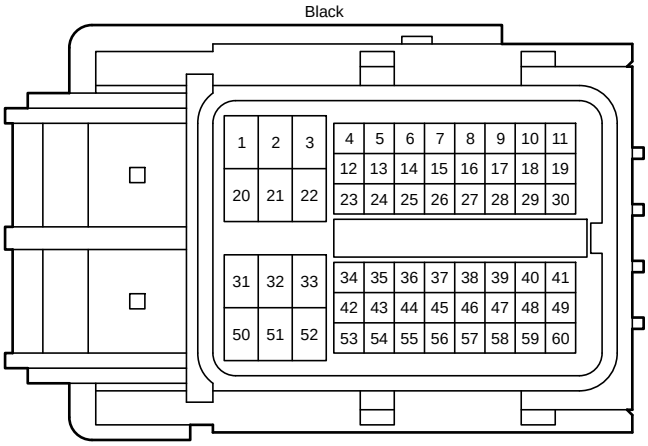

A 86
Black

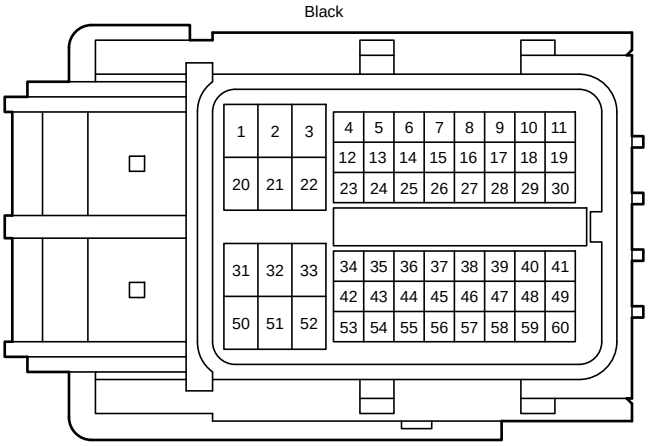

A 87
Black

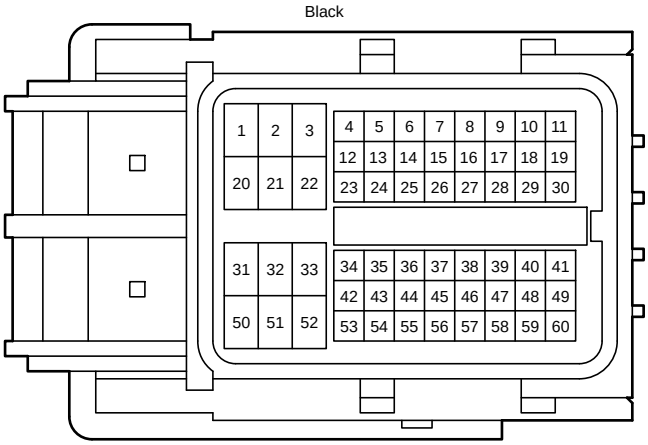

C 19
Gray

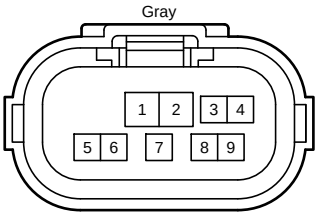

C 52
Blue

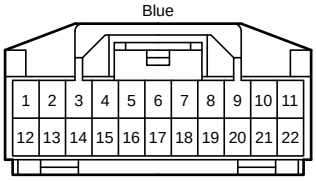

C 53
Black

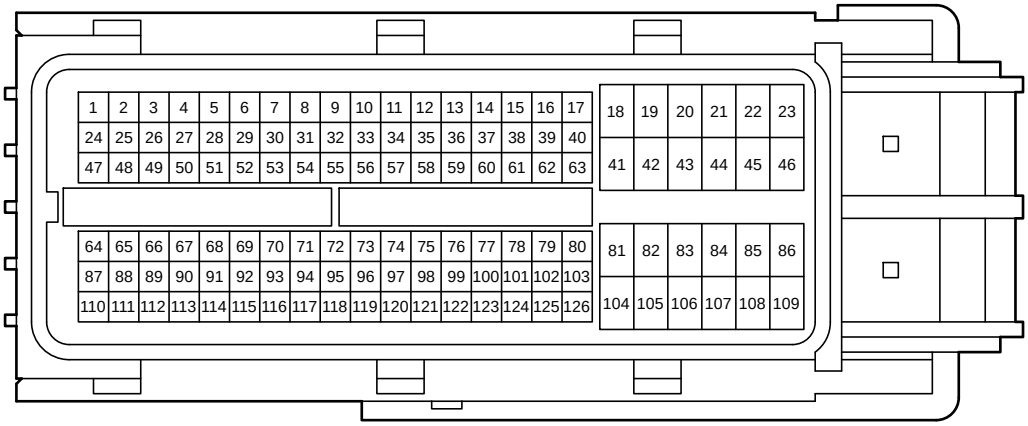

C 54
Black

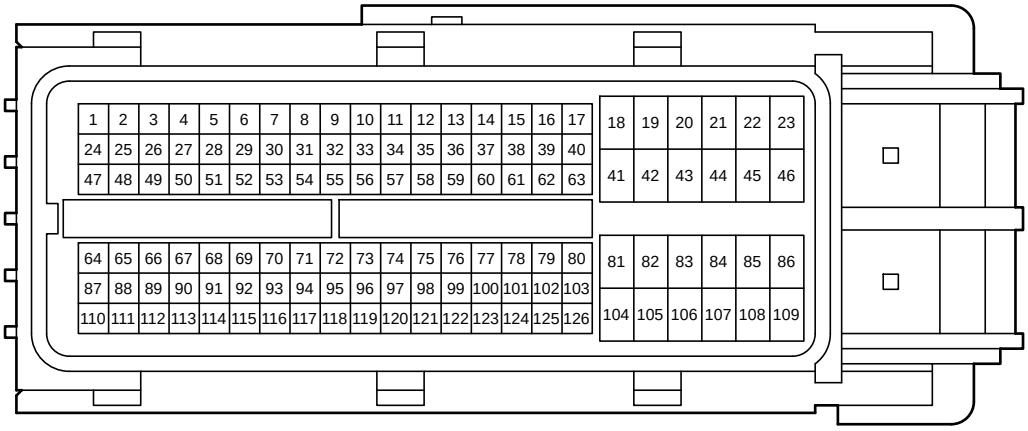

C110
Black

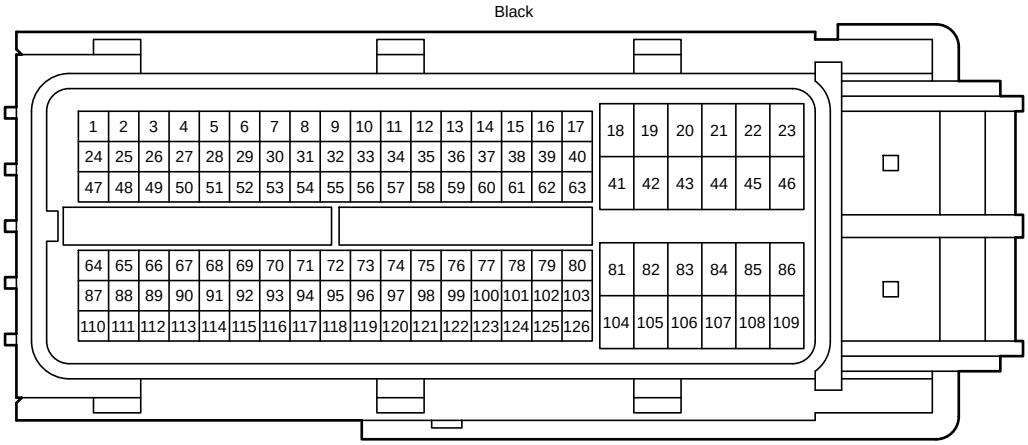

C138
Black

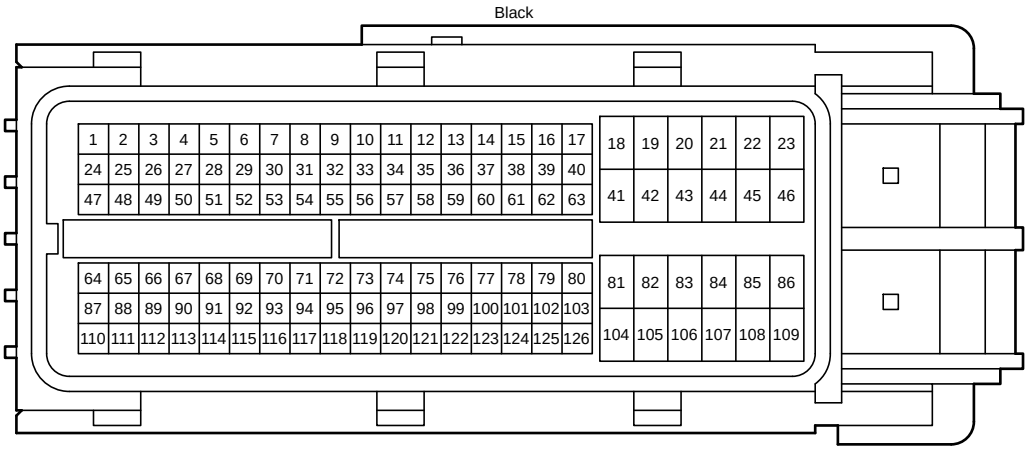

E 14
White

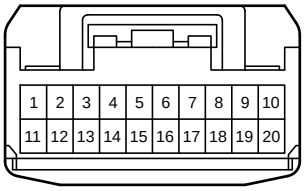

E 47
Yellow

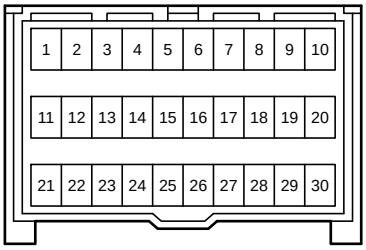

E102
Black

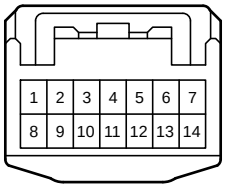

E118
White

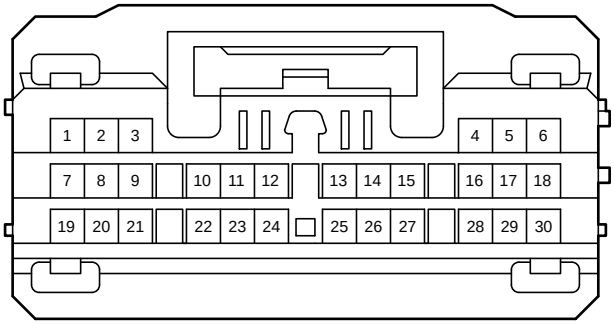

E120
Black

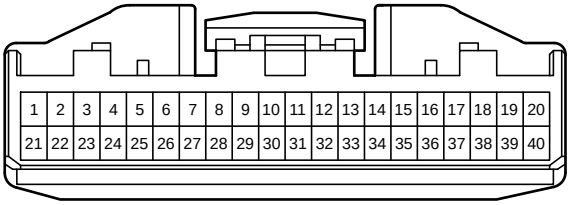

E121
Black

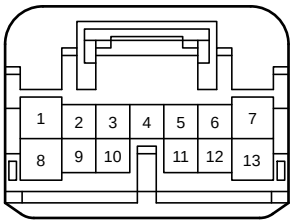

E131
White

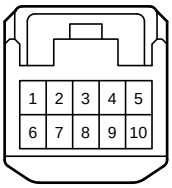

E137
Black

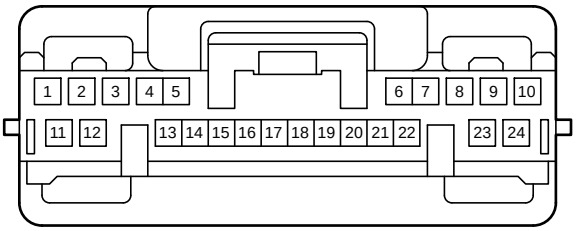

E158
White

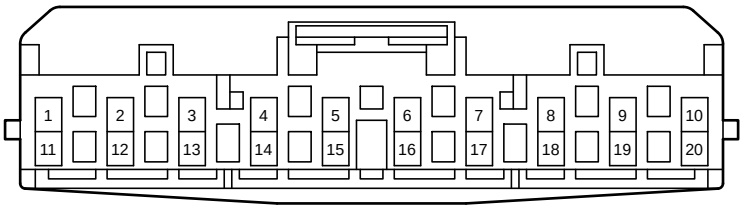

E159
White

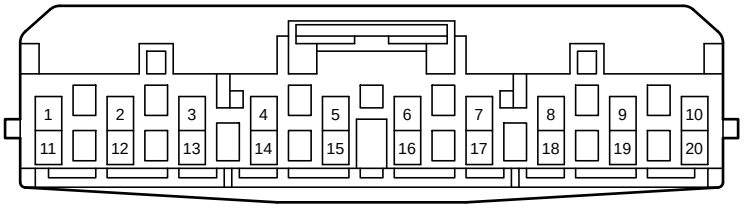

E161
White

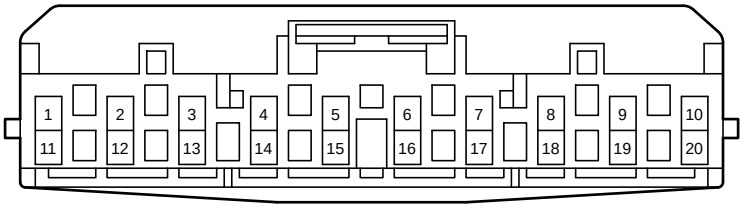

F 75
Black

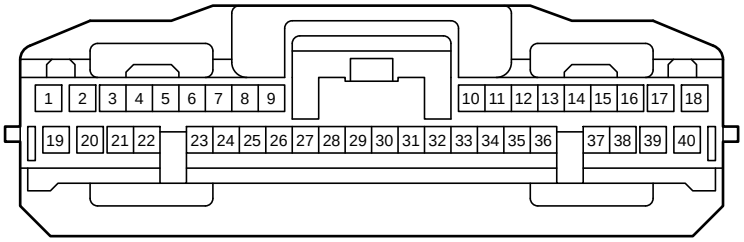

I 33
White

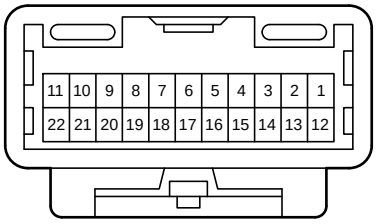

I 35
White

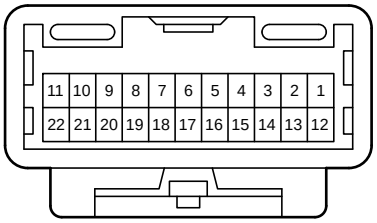

I 37
White



I 38
White

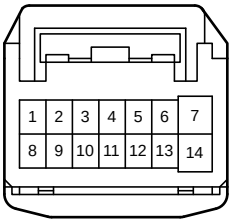

I 40
White



I 41
White

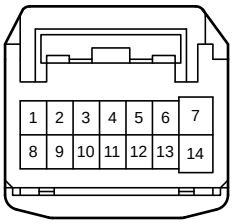

K 56
Black

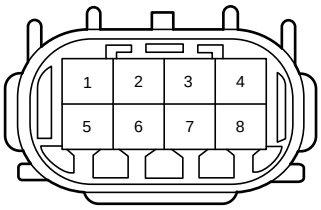

K 62
White

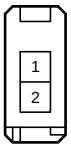

K 65
White

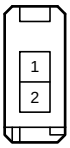

L 65
Black

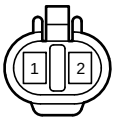

L 72
Black

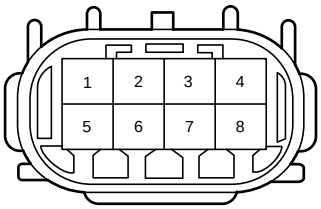

o 1
Black

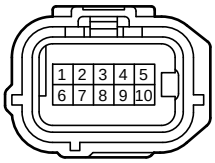

o 2
Black

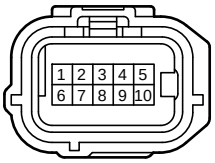

z 65
Black

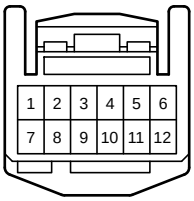

2H
White

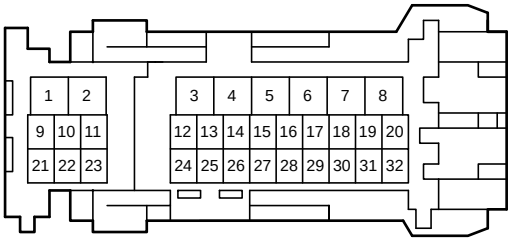

2I
White

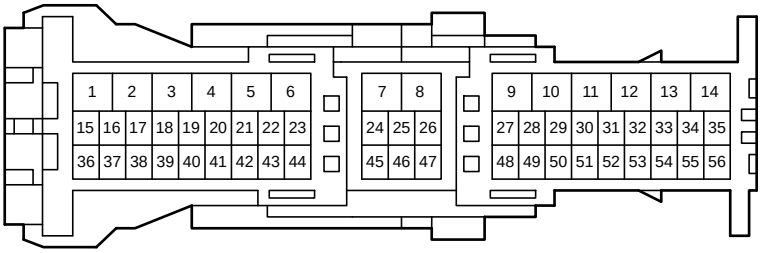

2K
White

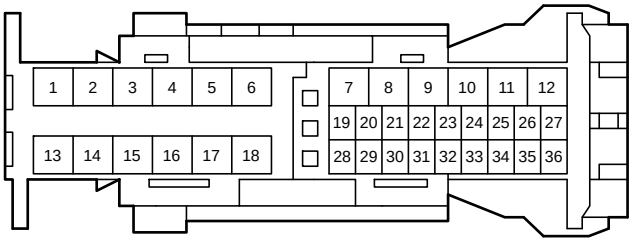

CA4
White

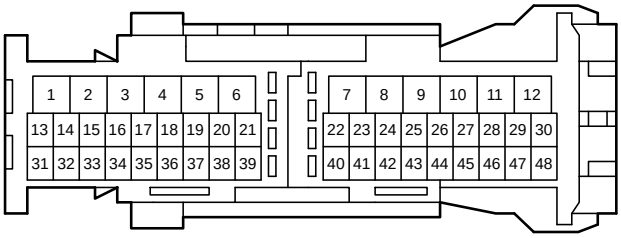

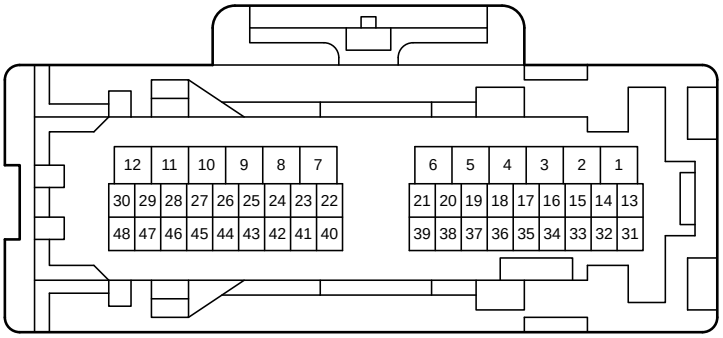

EA1
White

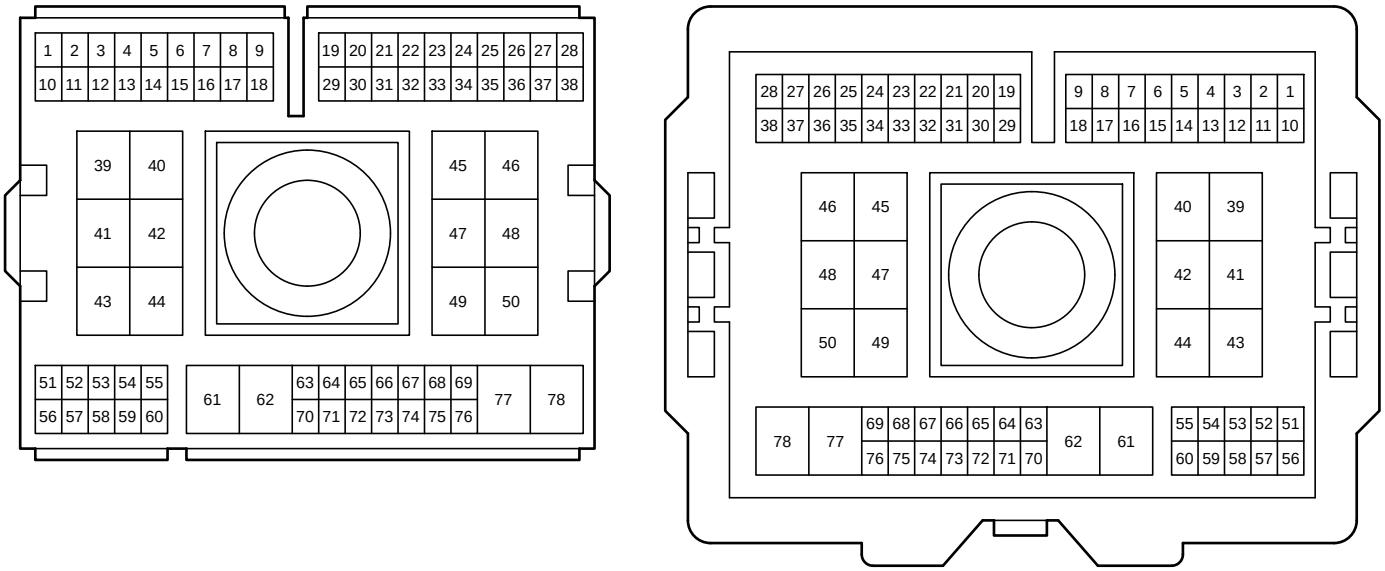

EA3
White

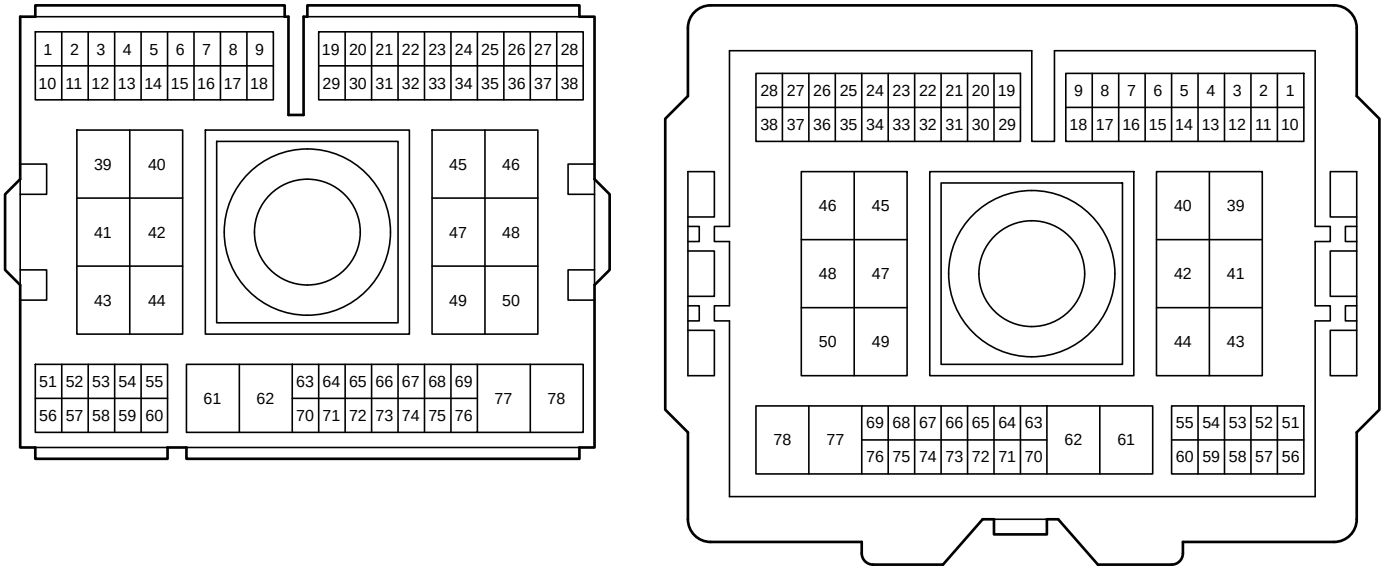

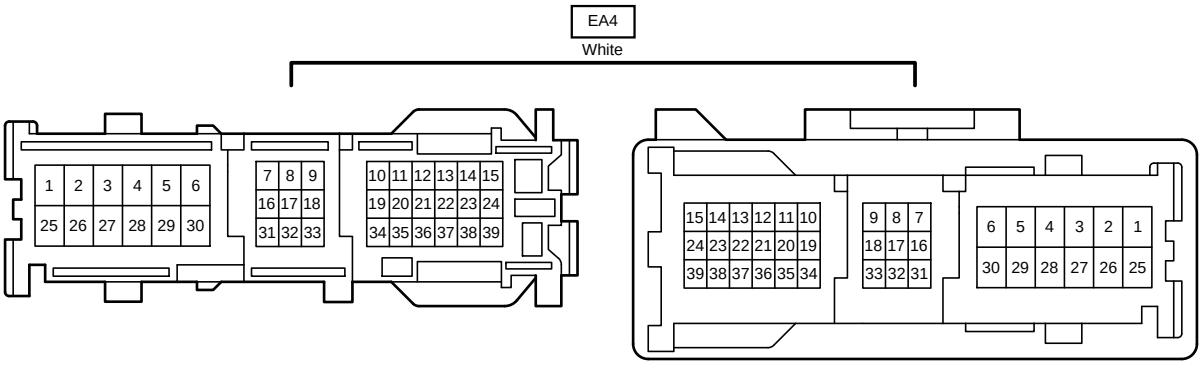
EA4
White
1 2 3 4 5 6
25 26 27 28 29 30
7 8 9
16 17 18
31 32 33
10 11 12 13 14 15
19 20 21 22 23 24
34 35 36 37 38 39
15 14 13 12 11 10
24 23 22 21 20 19
39 38 37 36 35 34
9 8 7
18 17 16
33 32 31
6 5 4 3 2 1
30 29 28 27 26 25

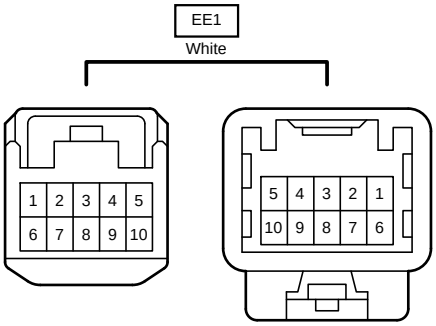
EE1
White
1 2 3 4 5
6 7 8 9 10
5 4 3 2 1
10 9 8 7 6

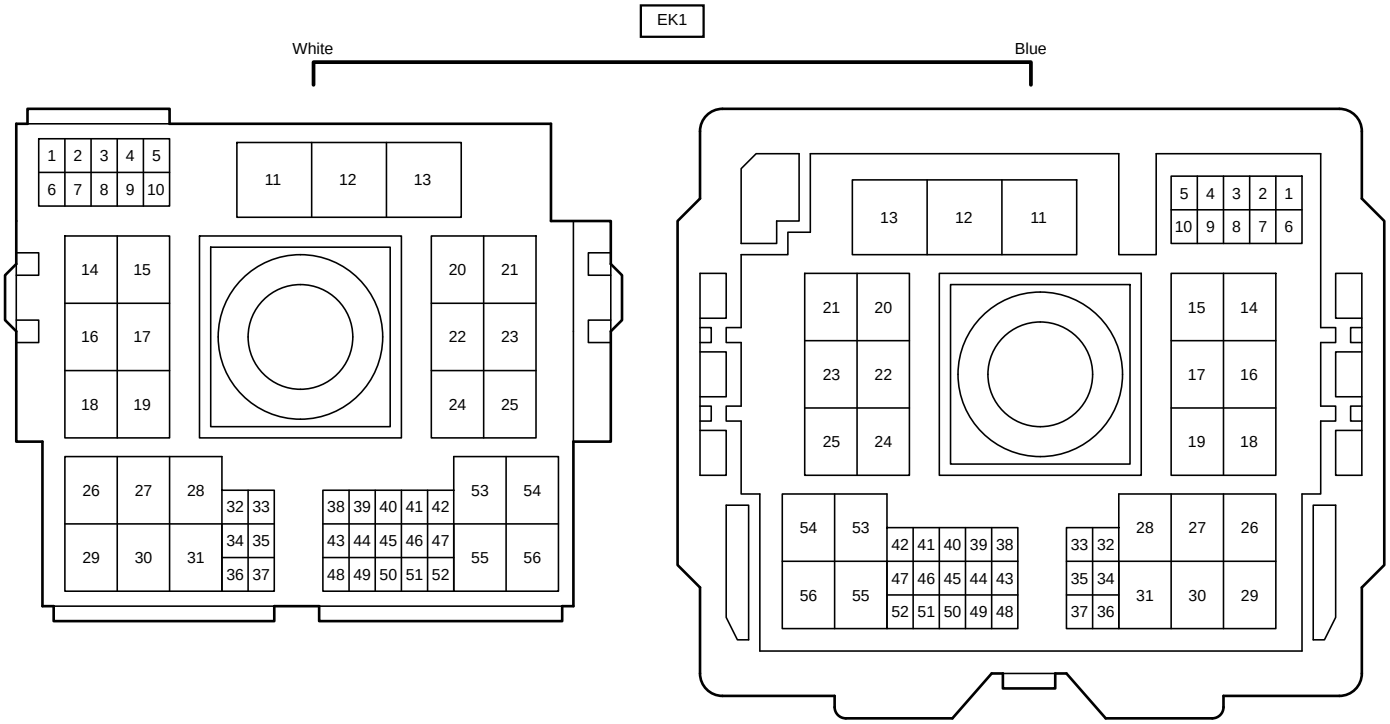
EK1
White
Blue
1 2 3 4 5
6 7 8 9 10
11 12 13
14 15
16 17
18 19
20 21
22 23
24 25
26 27 28
29 30 31
32 33
34 35
36 37
38 39 40 41 42
43 44 45 46 47
48 49 50 51 52
53 54
55 56
13 12 11
5 4 3 2 1
10 9 8 7 6
21 20
23 22
25 24
15 14
17 16
19 18
54 53
56 55
42 41 40 39 38
47 46 45 44 43
52 51 50 49 48
33 32
35 34
37 36
28 27 26
31 30 29

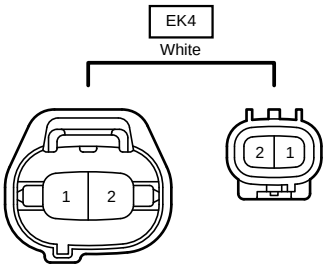
EK4
White
1
2
2
1

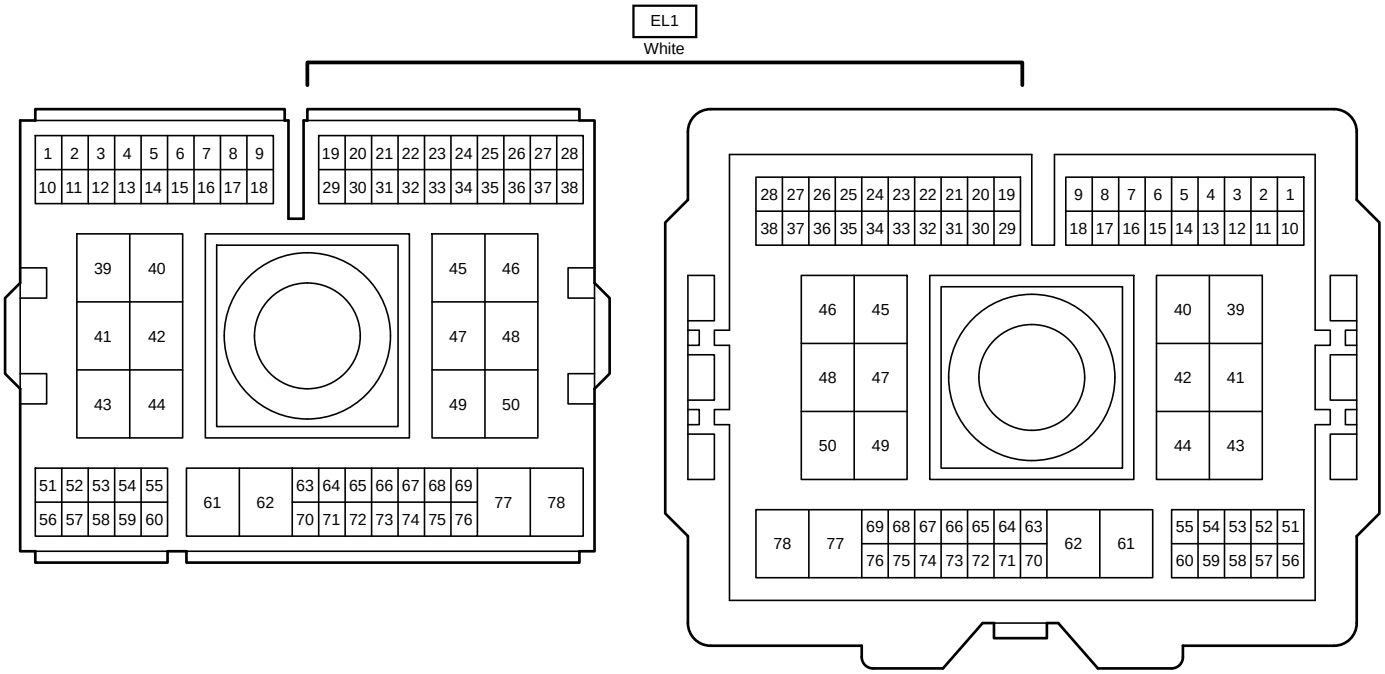
EL1
White
1 2 3 4 5 6 7 8 9
10 11 12 13 14 15 16 17 18
19 20 21 22 23 24 25 26 27 28
29 30 31 32 33 34 35 36 37 38
39 40
41 42
43 44
45 46
47 48
49 50
51 52 53 54 55
56 57 58 59 60
61 62
63 64 65 66 67 68 69
70 71 72 73 74 75 76
77 78
28 27 26 25 24 23 22 21 20 19
38 37 36 35 34 33 32 31 30 29
9 8 7 6 5 4 3 2 1
18 17 16 15 14 13 12 11 10
46 45
48 47
50 49
40 39
42 41
44 43
78 77
69 68 67 66 65 64 63
76 75 74 73 72 71 70
62 61
55 54 53 52 51
60 59 58 57 56

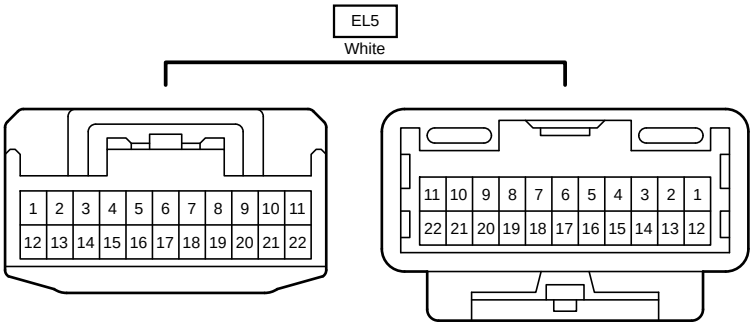
EL5
White
1 2 3 4 5 6 7 8 9 10 11
12 13 14 15 16 17 18 19 20 21 22
11 10 9 8 7 6 5 4 3 2 1
22 21 20 19 18 17 16 15 14 13 12

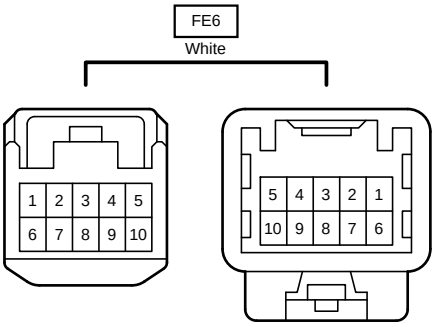
FE6
White
1 2 3 4 5
6 7 8 9 10
5 4 3 2 1
10 9 8 7 6

IE2
Blue

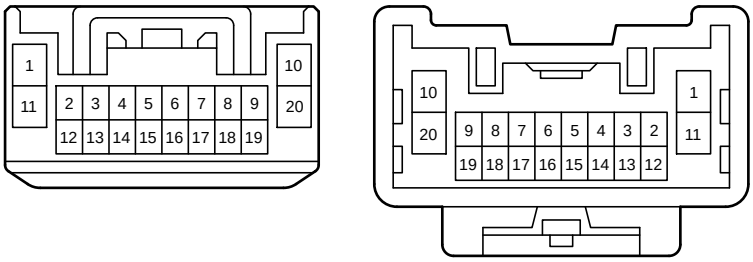

IE3
White

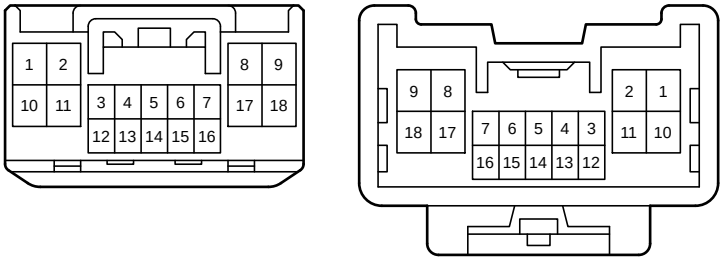

IE5
Blue

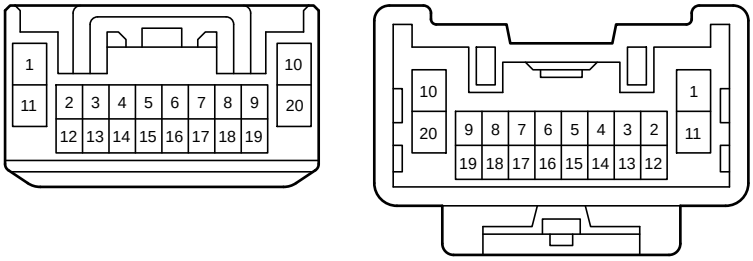

IE6
White

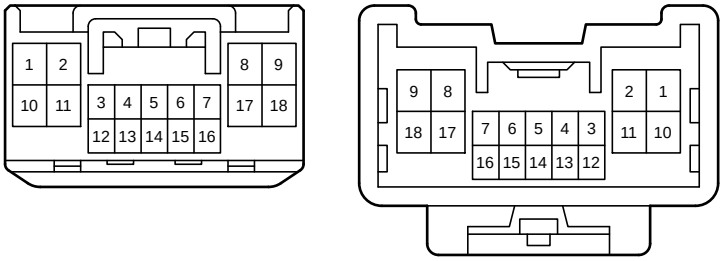

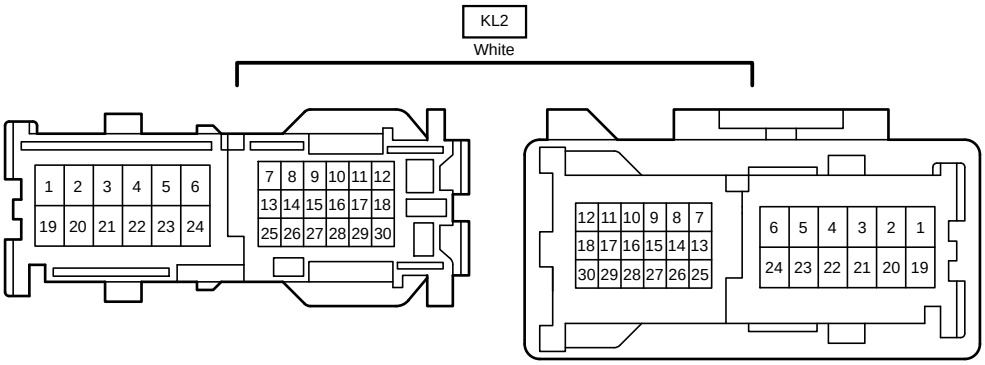
KL2
White
1 2 3 4 5 6
19 20 21 22 23 24
7 8 9 10 11 12
13 14 15 16 17 18
25 26 27 28 29 30
12 11 10 9 8 7
18 17 16 15 14 13
30 29 28 27 26 25
6 5 4 3 2 1
24 23 22 21 20 19

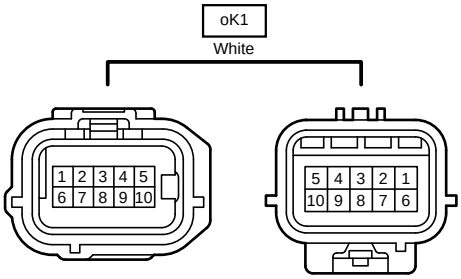
oK1
White
1 2 3 4 5
6 7 8 9 10
5 4 3 2 1
10 9 8 7 6

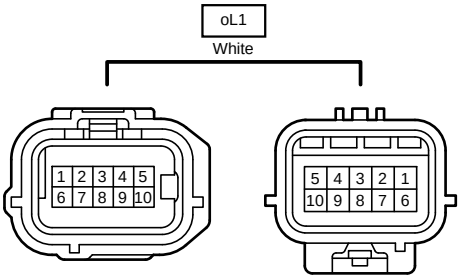
oL1
White
1 2 3 4 5
6 7 8 9 10
5 4 3 2 1
10 9 8 7 6