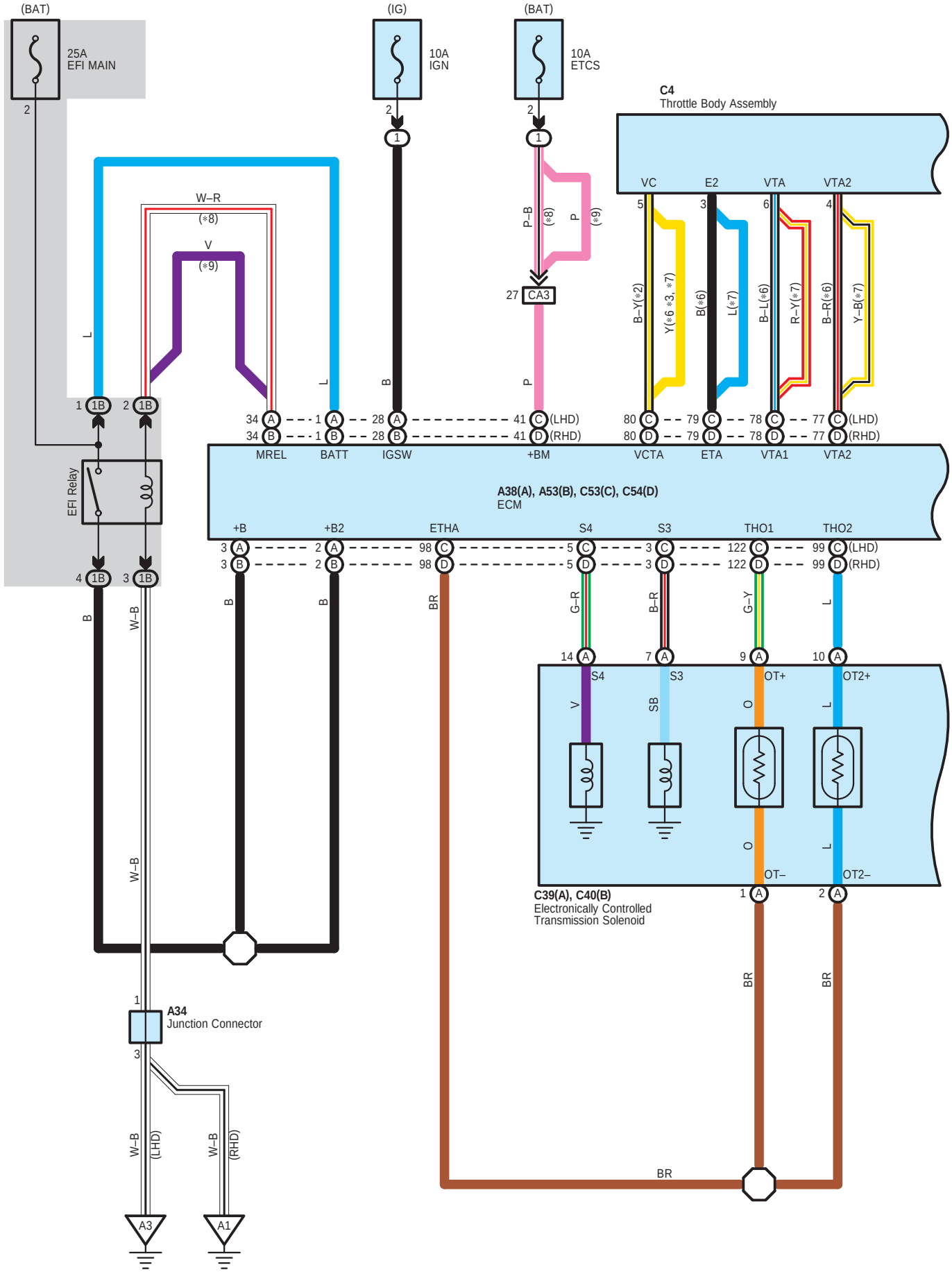
(BAT)
25A
EFI MAIN
(IG)
10A
IGN
(BAT)
10A
ETCS
C4
Throttle Body Assembly
VC
E2
VTA
VTA2
W–R
(*8)
V
(*9)
P–B
(*8)
P
(*9)
27 CA3
B–Y(*2)
Y(*6 *3, *7)
B(*6)
L(*7)
B–L(*6)
R–Y(*7)
B–R(*6)
Y–B(*7)
EFI Relay
MREL
BATT
IGSW
+BM
VCTA
ETA
VTA1
VTA2
(LHD)
(RHD)
A38(A), A53(B), C53(C), C54(D)
ECM
+B
+B2
ETHA
S4
S3
THO1
THO2
G–R
B–R
G–Y
S4
S3
OT+
OT2+
OT–
OT2–
C39(A), C40(B)
Electronically Controlled
Transmission Solenoid
A34
Junction Connector
W–B
(LHD)
W–B
(RHD)
A3
A1

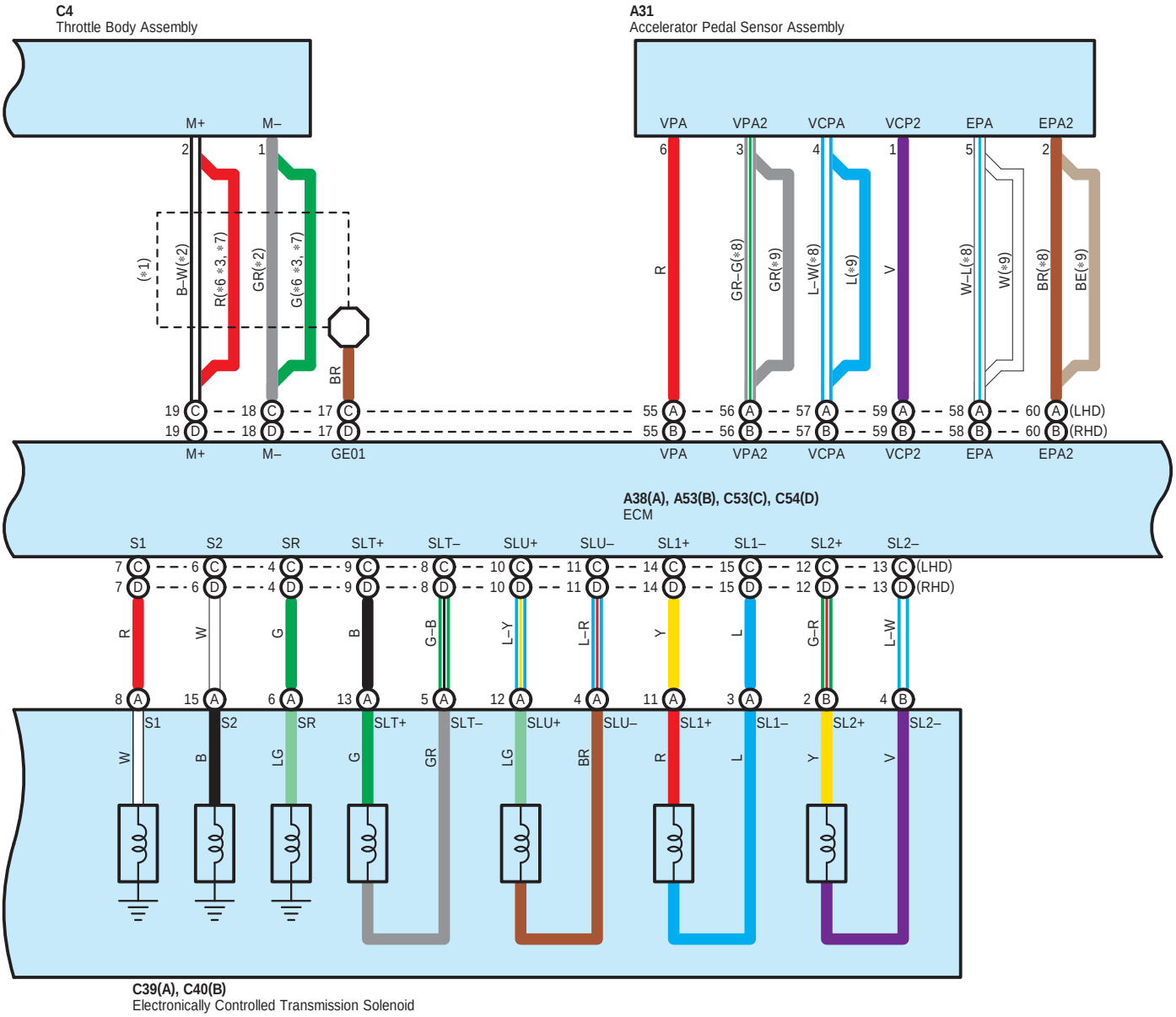

* 1 : Shielded
* 2 : Before Jan. 2012 Production
* 3 : From Jan. 2012 Production
* 6 : 3UR–FE
* 7 : 1UR–FE
* 8 : Before Jan. 2013 Production
* 9 : From Jan. 2013 Production

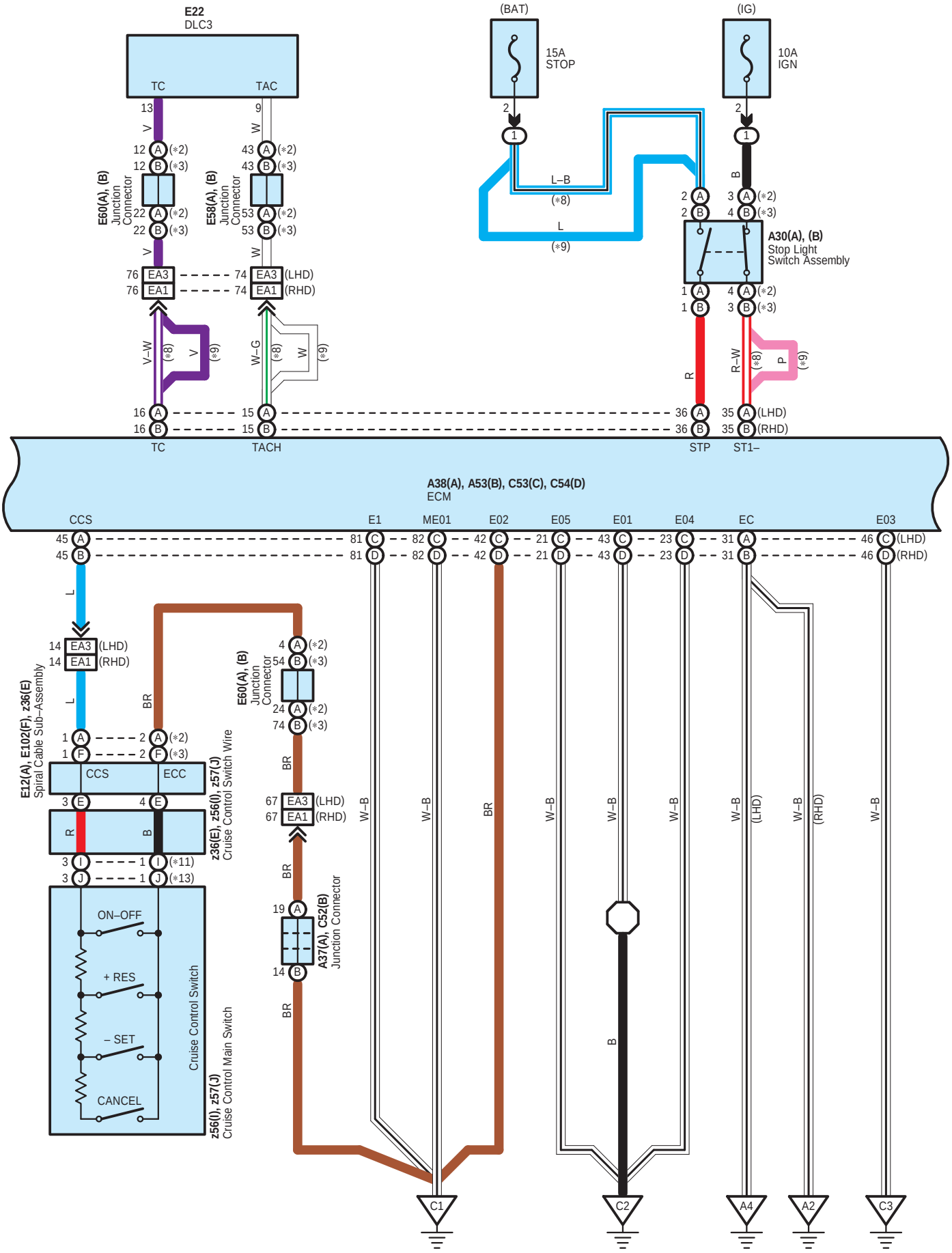
E22
DLC3
TC
TAC
13
9
V
W
12 A (*2)
12 B (*3)
43 A (*2)
43 B (*3)
E60(A), (B)
Junction
Connector
E58(A), (B)
Junction
Connector
22 A (*2)
22 B (*3)
53 A (*2)
53 B (*3)
76 EA3
76 EA1
74 EA3 (LHD)
74 EA1 (RHD)
V–W
(*8)
V
(*9)
W–G
(*8)
W
(*9)
16 A
16 B
15 A
15 B
TC
TACH
(BAT)
15A
STOP
2
1
L–B
(*8)
L
(*9)
(IG)
10A
IGN
2
1
B
2 A
2 B
3 A (*2)
4 B (*3)
A30(A), (B)
Stop Light
Switch Assembly
1 A
1 B
4 A (*2)
3 B (*3)
R
R–W
(*8)
P
(*9)
36 A
36 B
35 A (LHD)
35 B (RHD)
STP
ST1–
A38(A), A53(B), C53(C), C54(D)
ECM
CCS
E1
ME01
E02
E05
E01
E04
EC
E03
45 A
45 B
81 C
81 D
82 C
82 D
42 C
42 D
21 C
21 D
43 C
43 D
23 C
23 D
31 A
31 B
46 C (LHD)
46 D (RHD)
L
14 EA3 (LHD)
14 EA1 (RHD)
E12(A), E102(F), z36(E)
Spiral Cable Sub–Assembly
BR
4 A (*2)
54 B (*3)
E60(A), (B)
Junction
Connector
24 A (*2)
74 B (*3)
1 A
1 F
2 A (*2)
2 F (*3)
CCS
ECC
z36(E), z56(I), z57(J)
Cruise Control Switch Wire
3 E
4 E
R
B
67 EA3 (LHD)
67 EA1 (RHD)
W–B
(LHD)
(RHD)
3 I
1 I (*11)
3 J
1 J (*13)
ON–OFF
+ RES
– SET
CANCEL
Cruise Control Switch
z56(I), z57(J)
Cruise Control Main Switch
19 A
14 B
A37(A), C52(B)
Junction Connector
C1
C2
A4
A2
C3

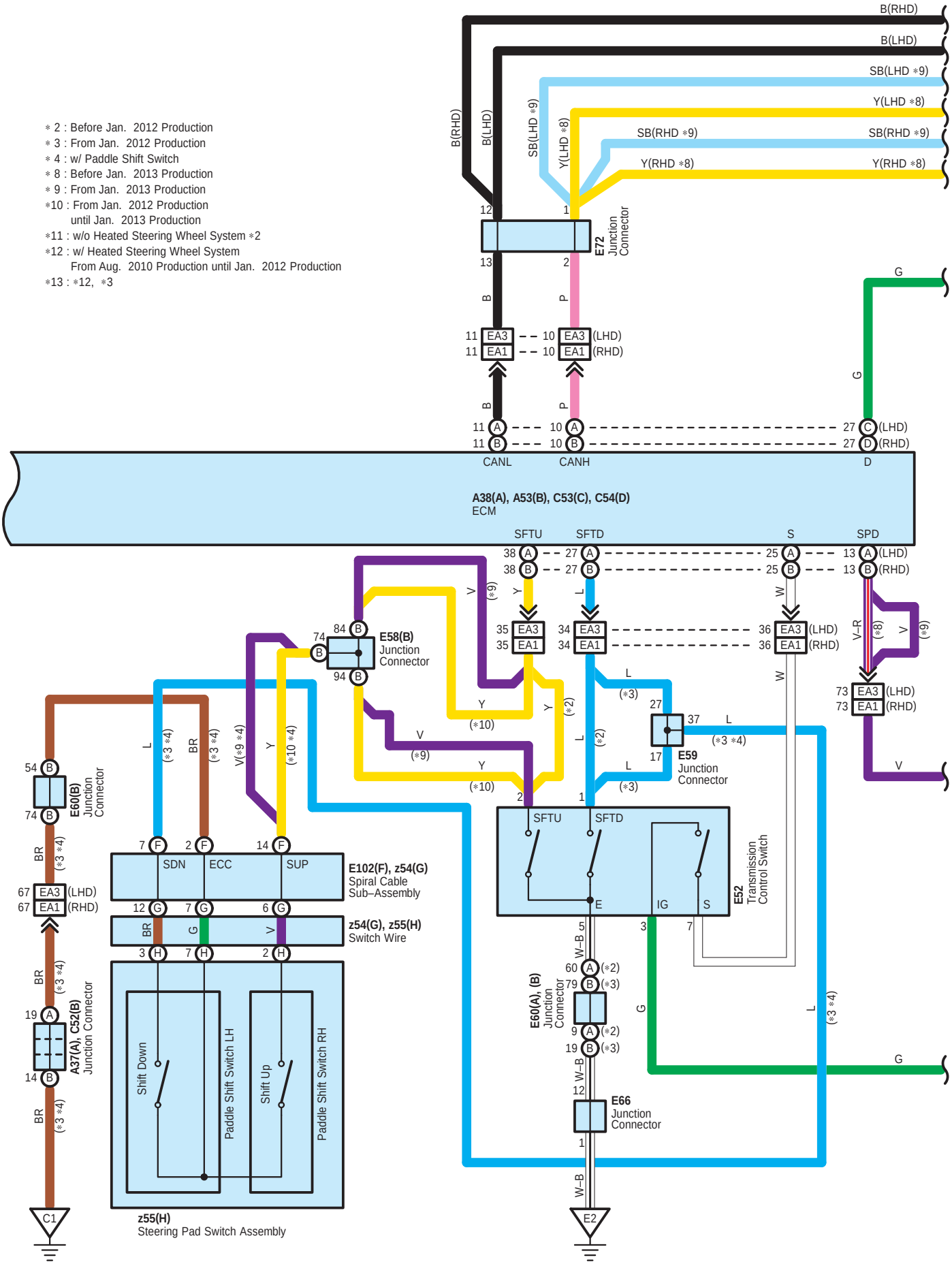
∗ 2 : Before Jan. 2012 Production
∗ 3 : From Jan. 2012 Production
∗ 4 : w/ Paddle Shift Switch
∗ 8 : Before Jan. 2013 Production
∗ 9 : From Jan. 2013 Production
∗10 : From Jan. 2012 Production until Jan. 2013 Production
∗11 : w/o Heated Steering Wheel System ∗2
∗12 : w/ Heated Steering Wheel System From Aug. 2010 Production until Jan. 2012 Production
∗13 : ∗12, ∗3
B(RHD)
B(LHD)
SB(LHD ∗9)
Y(LHD ∗8)
SB(RHD ∗9)
Y(RHD ∗8)
E72 Junction Connector
EA3 (LHD)
EA1 (RHD)
CANL
CANH
D
A38(A), A53(B), C53(C), C54(D)
ECM
SFTU
SFTD
S
SPD
E58(B) Junction Connector
E59 Junction Connector
E60(B) Junction Connector
E102(F), z54(G) Spiral Cable Sub–Assembly
z54(G), z55(H) Switch Wire
SDN
ECC
SUP
E52 Transmission Control Switch
IG
E60(A), (B) Junction Connector
E66 Junction Connector
A37(A), C52(B) Junction Connector
Shift Down
Paddle Shift Switch LH
Shift Up
Paddle Shift Switch RH
z55(H) Steering Pad Switch Assembly
C1
E2

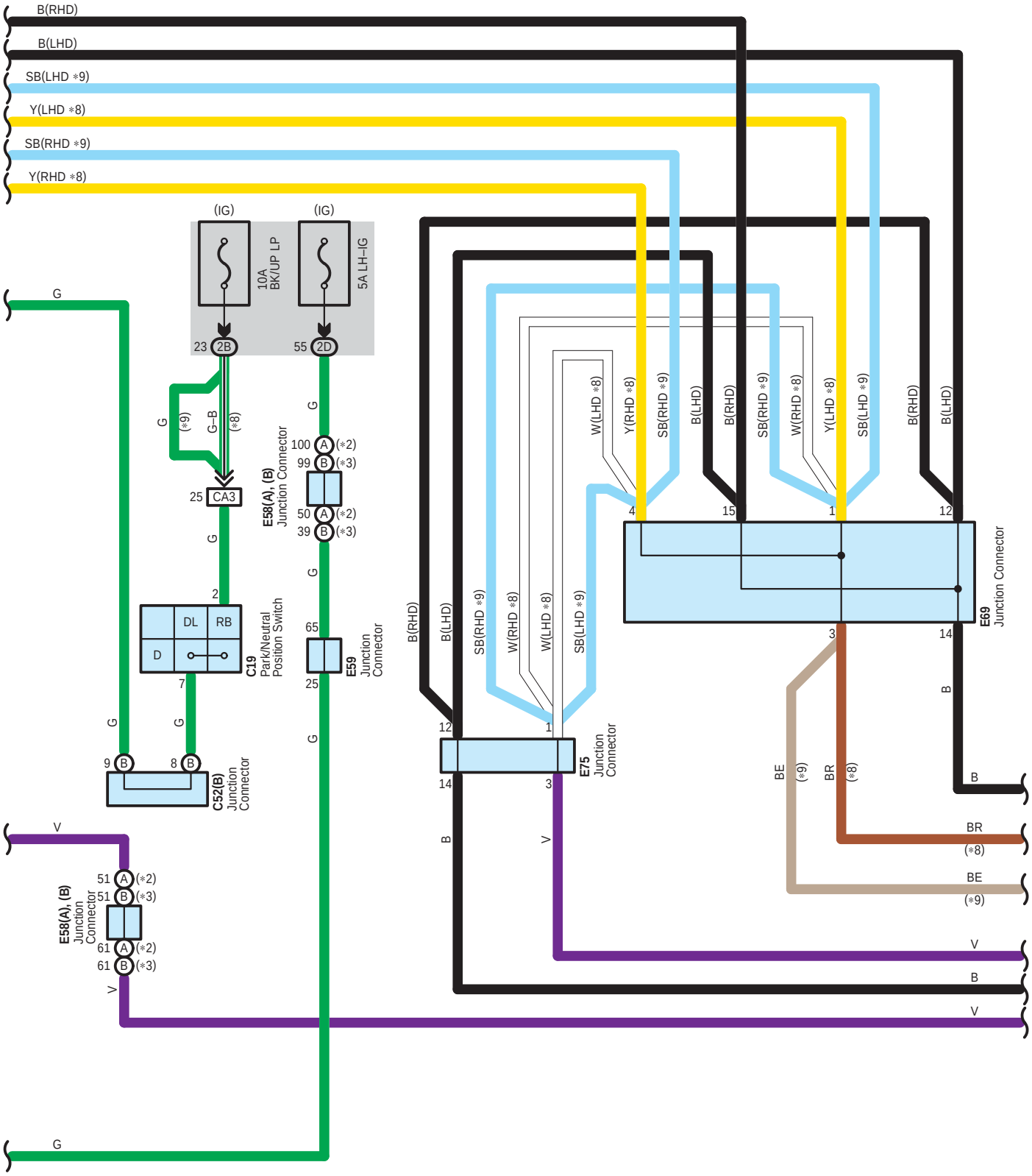
B(RHD)
B(LHD)
SB(LHD ∗9)
Y(LHD ∗8)
SB(RHD ∗9)
Y(RHD ∗8)
(IG)
(IG)
10A BK/UP LP
5A LH–IG
23 2B
55 2D
G
G
(∗9)
G–B
(∗8)
25 CA3
2
DL
RB
D
7
C19 Park/Neutral Position Switch
9 B
8 B
C52(B) Junction Connector
V
51 A (∗2)
51 B (∗3)
61 A (∗2)
61 B (∗3)
E58(A), (B) Junction Connector
100 A (∗2)
99 B (∗3)
50 A (∗2)
39 B (∗3)
E58(A), (B) Junction Connector
65
25
E59 Junction Connector
W(LHD ∗8)
Y(RHD ∗8)
SB(RHD ∗9)
B(LHD)
B(RHD)
SB(RHD ∗9)
W(RHD ∗8)
Y(LHD ∗8)
SB(LHD ∗9)
B(RHD)
B(LHD)
4
15
1
12
3
14
E69 Junction Connector
12
1
14
3
E75 Junction Connector
BE
(∗9)
BR
(∗8)
B
BR
(∗8)
BE
(∗9)
V
B
V

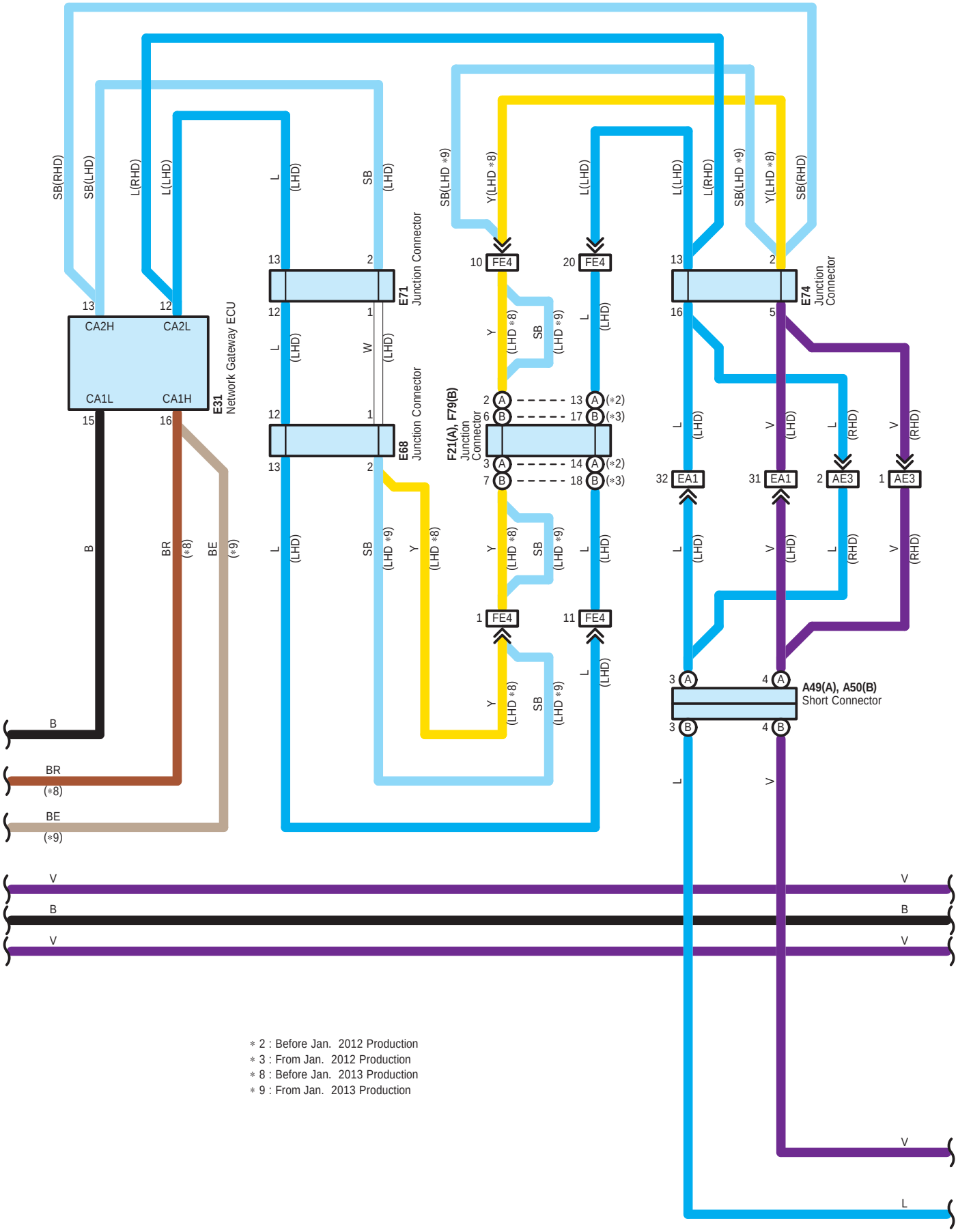

* 2 : Before Jan. 2012 Production
* 3 : From Jan. 2012 Production
* 8 : Before Jan. 2013 Production
* 9 : From Jan. 2013 Production

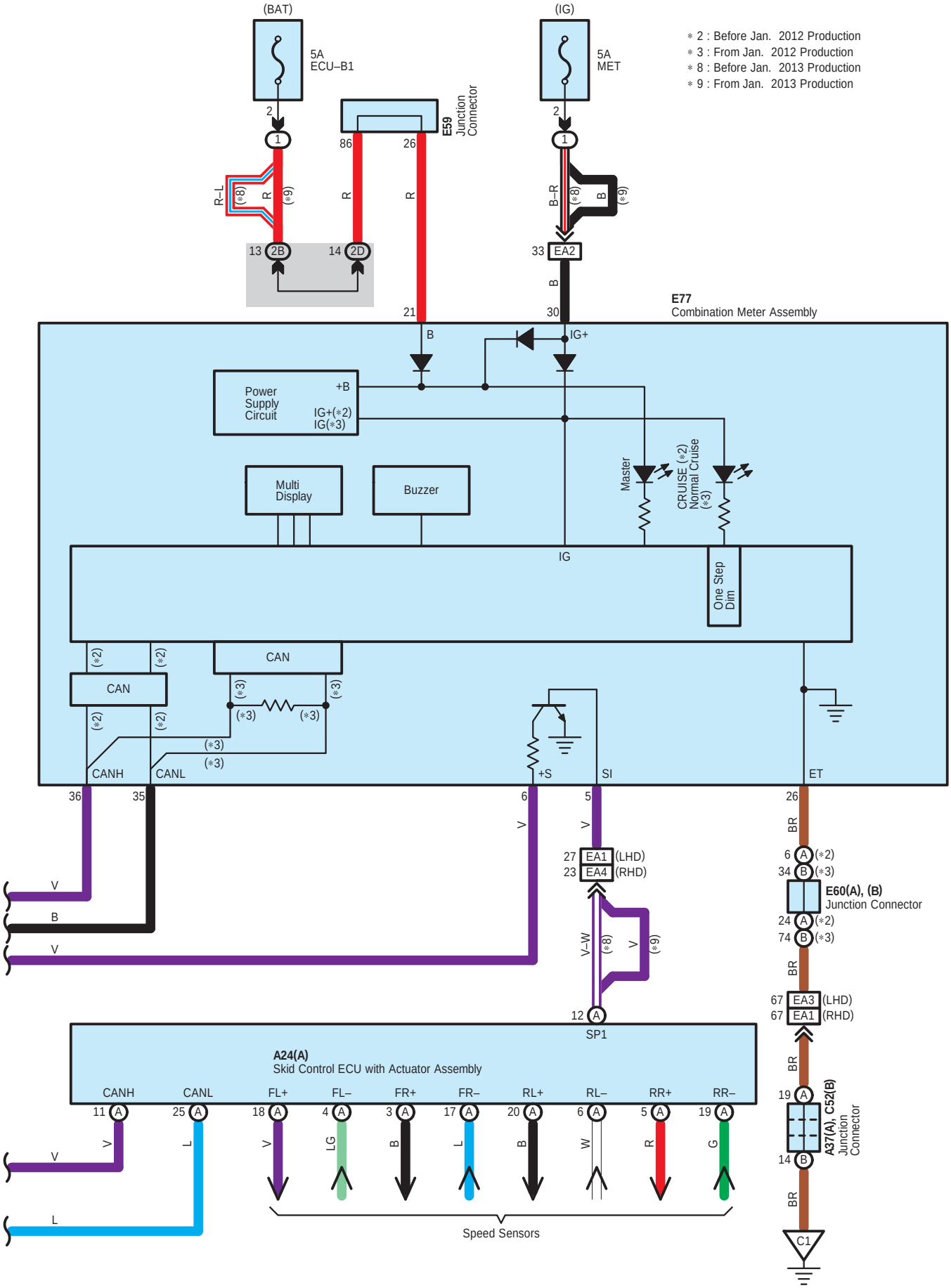
(BAT)
5A
ECU–B1
(IG)
5A
MET
∗ 2 : Before Jan. 2012 Production
∗ 3 : From Jan. 2012 Production
∗ 8 : Before Jan. 2013 Production
∗ 9 : From Jan. 2013 Production
E59
Junction Connector
86
26
R–L
R
(∗8)
(∗9)
13 2B
14 2D
B–R
33 EA2
B
21
30
E77
Combination Meter Assembly
IG+
Power Supply Circuit
+B
IG+(∗2)
IG(∗3)
Multi Display
Buzzer
Master
CRUISE (∗2)
Normal Cruise (∗3)
IG
One Step Dim
CAN
CANH
CANL
+S
SI
ET
36
35
6
5
26
V
27 EA1 (LHD)
23 EA4 (RHD)
V–W
12 A
SP1
BR
6 A (∗2)
34 B (∗3)
E60(A), (B)
Junction Connector
24 A (∗2)
74 B (∗3)
67 EA3 (LHD)
67 EA1 (RHD)
A24(A)
Skid Control ECU with Actuator Assembly
FL+
FL–
FR+
FR–
RL+
RL–
RR+
RR–
11 A
25 A
18 A
4 A
3 A
17 A
20 A
6 A
5 A
19 A
L
LG
W
G
19 A
14 B
A37(A), C52(B)
Junction Connector
C1
Speed Sensors

A 24
Black

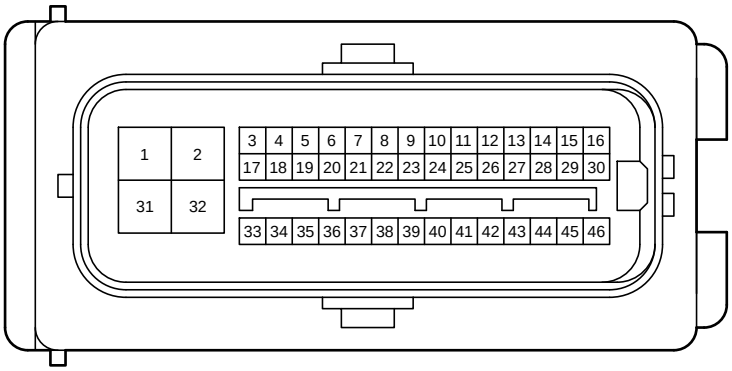

A 30
Gray

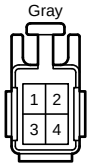

A 31
Black



A 34
White

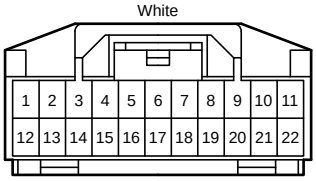

A 37
Blue

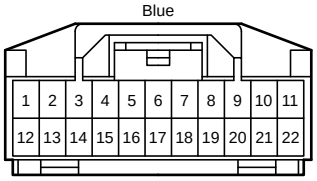

A 38
Black

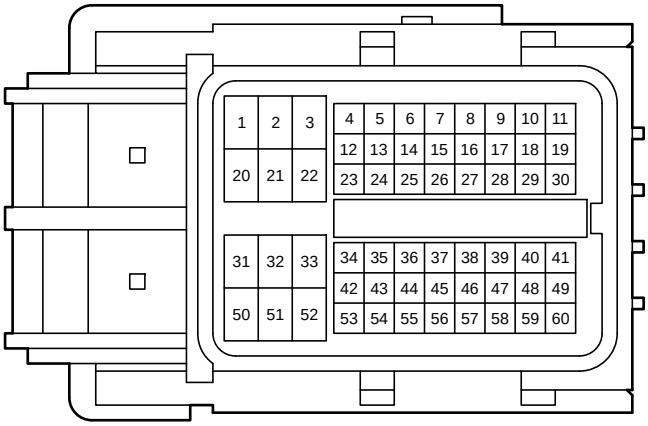

A 49
Gray

A 50
Gray

A 53
Black

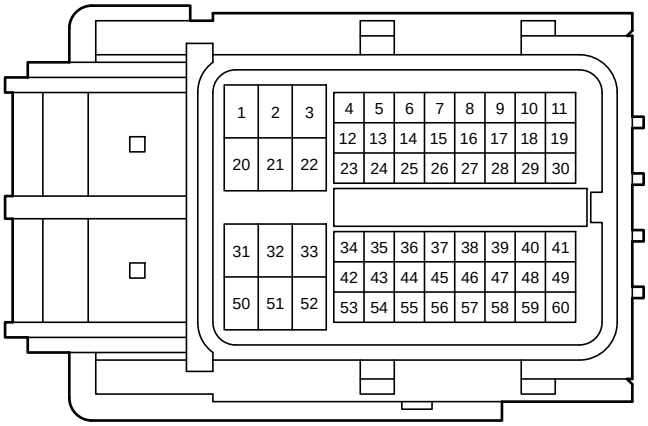

C 4
Black



C 19
Gray

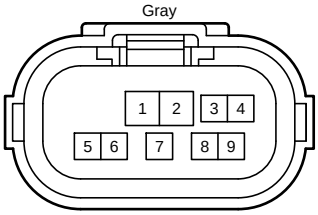

C 39
Gray

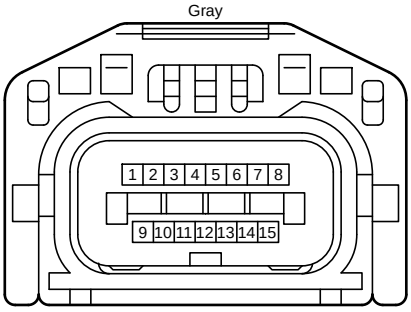

C 40
Gray

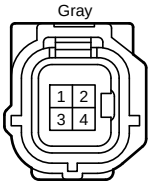

C 52
Blue

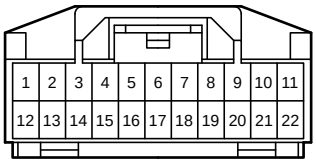

C 53
Black

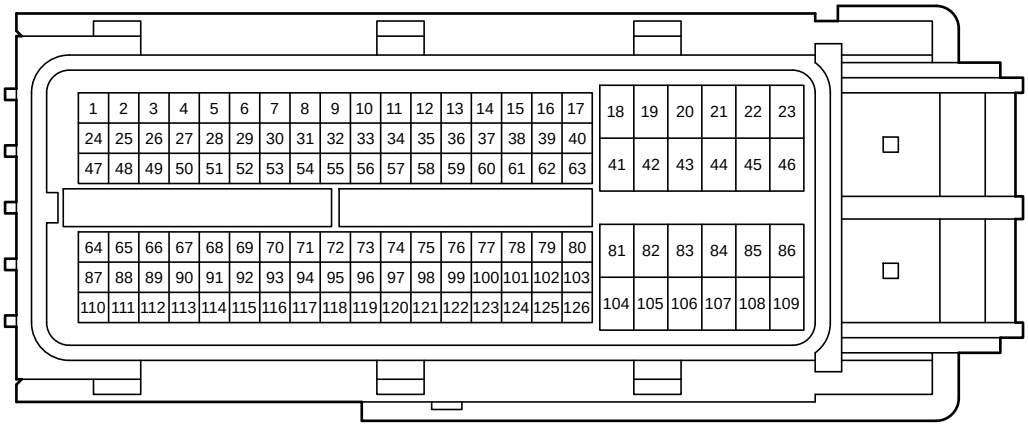

C 54
Black

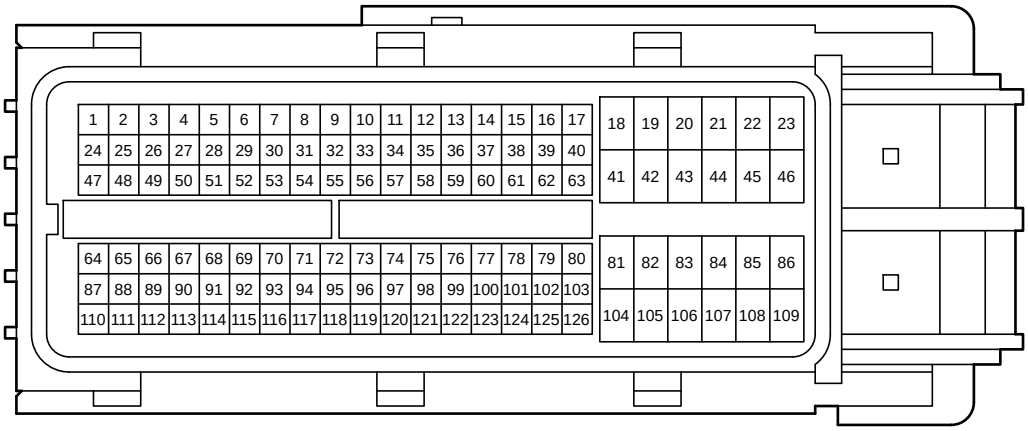

E 12
Black

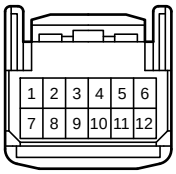

E 22
White

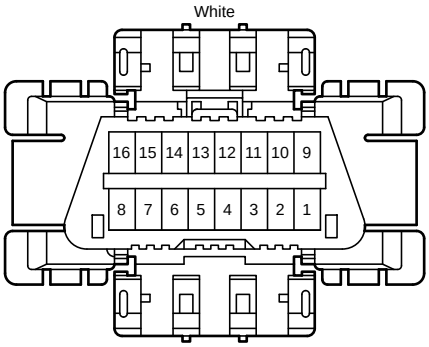

E 31
White

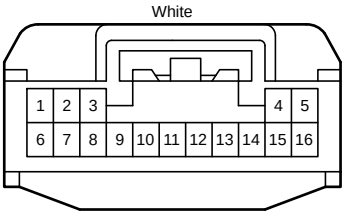

E 52
White

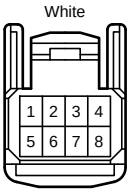

E 58
White

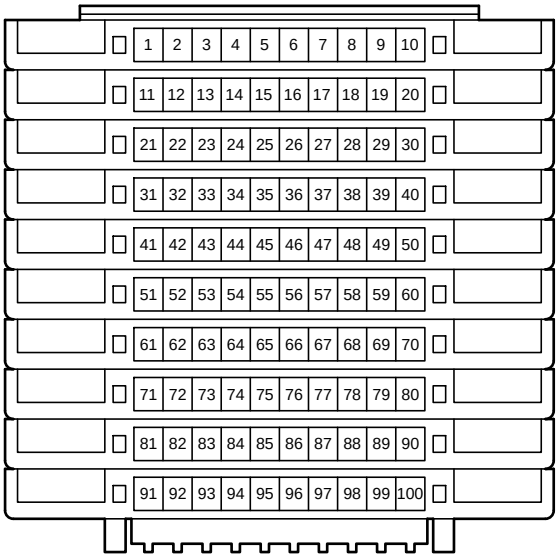

E 59
White

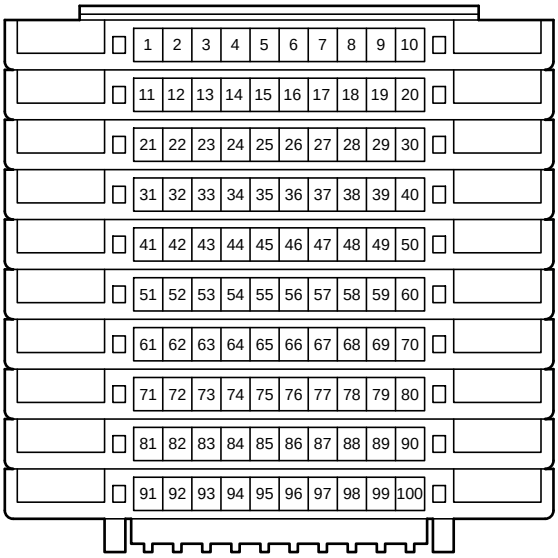

E 60
White

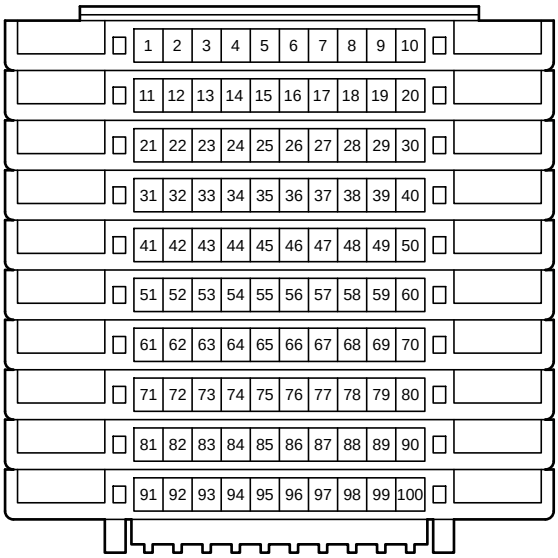

E 66
White

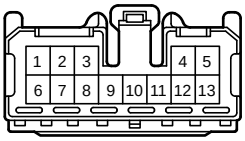

E 68
Gray

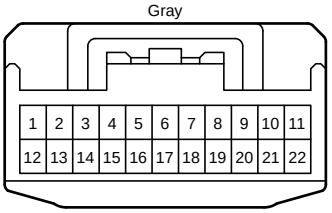

E 69
Gray

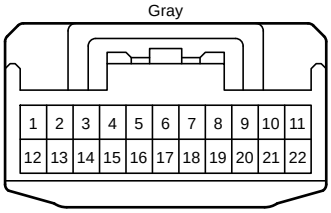

E 71
Gray

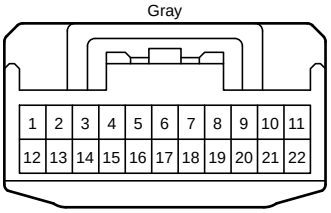

E 72
Gray

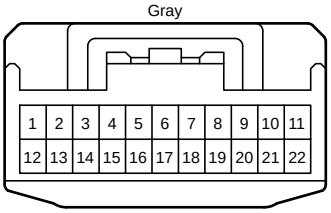

E 74
Gray

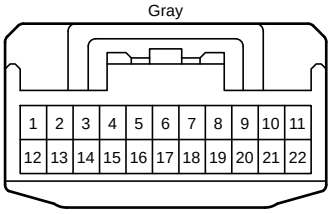

E 75
Gray

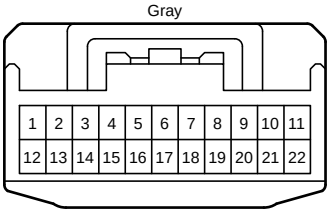

E 77
White

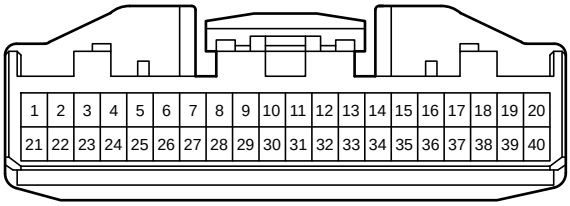

E102
Black

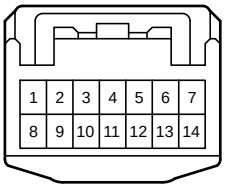

F 21
Black

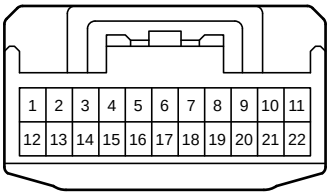

F 79
White

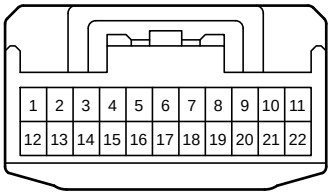

z 36
White

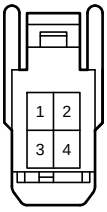

z 54
Black

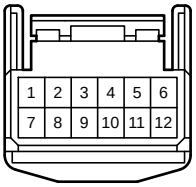

z 55
White

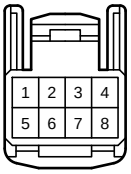

z 56
White

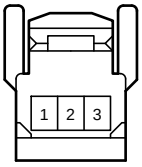

z 57
White

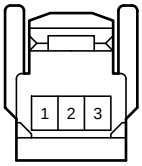

1B
White

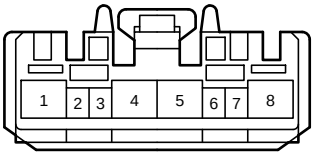

2B
White

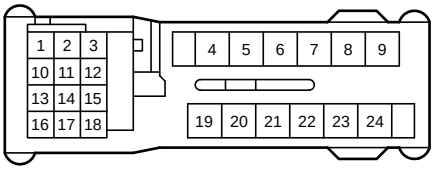

2D
White

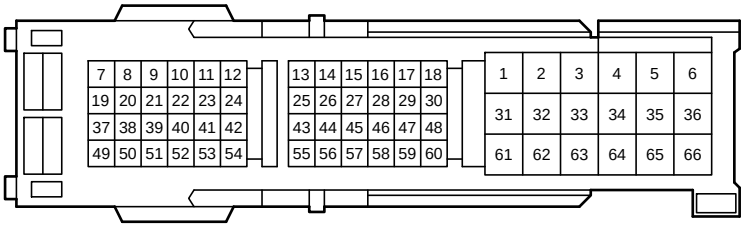

AE3
Gray

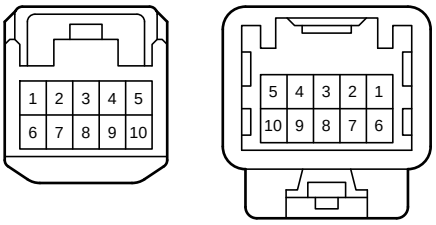

CA3
White

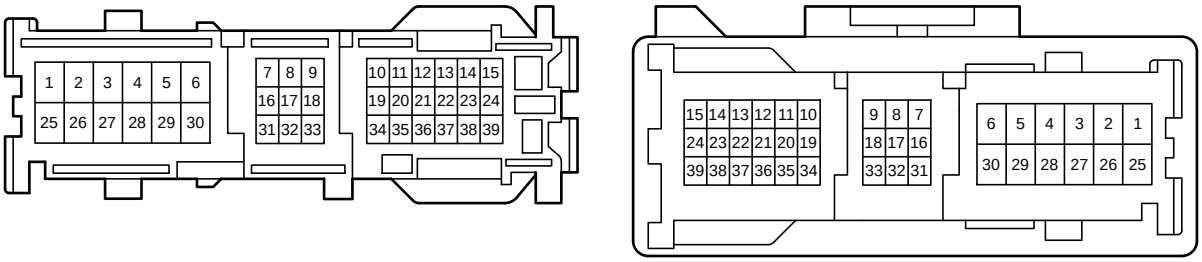

EA1
White

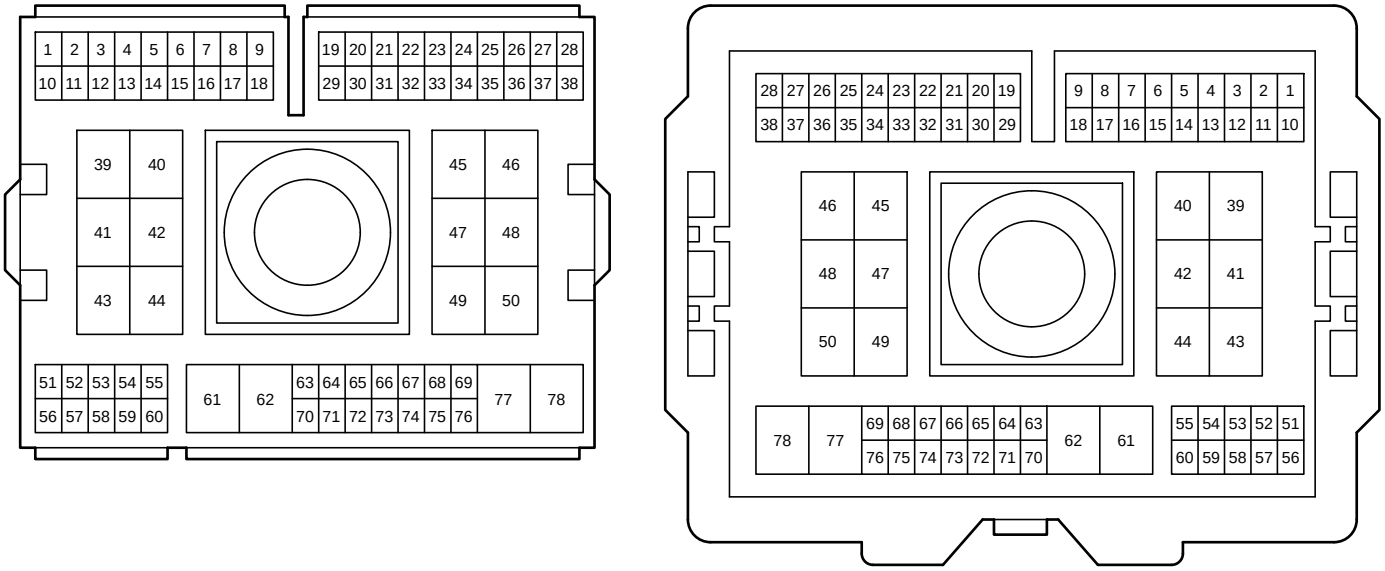

EA2

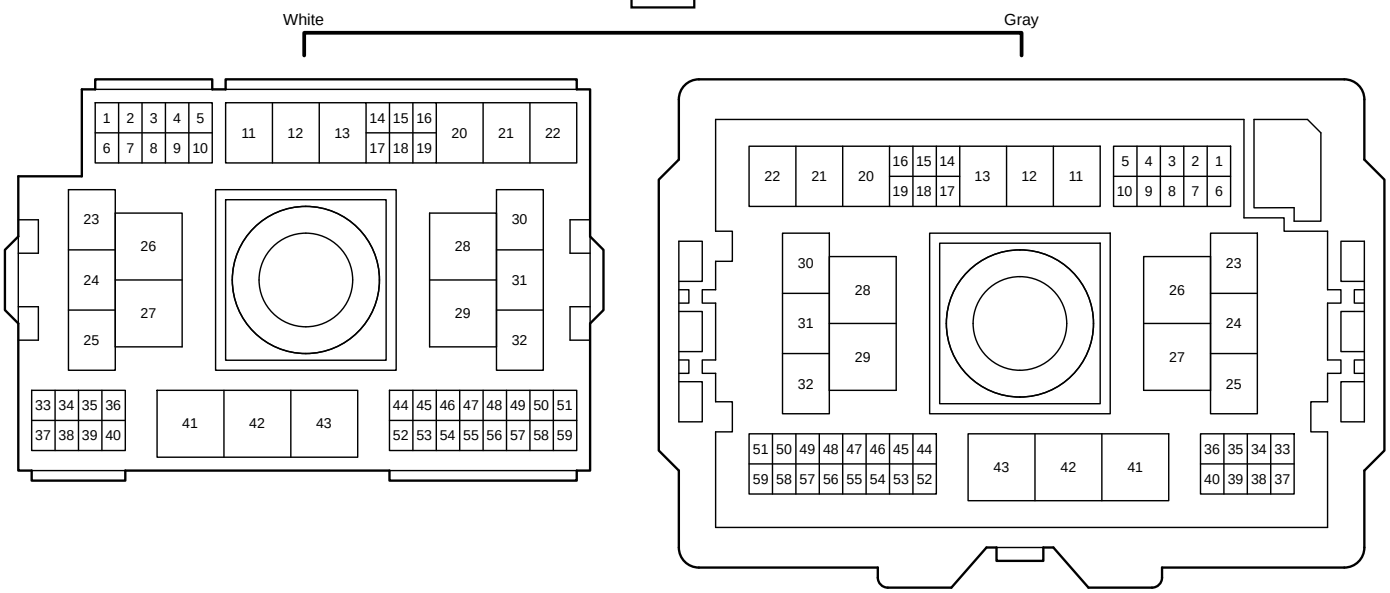

EA3

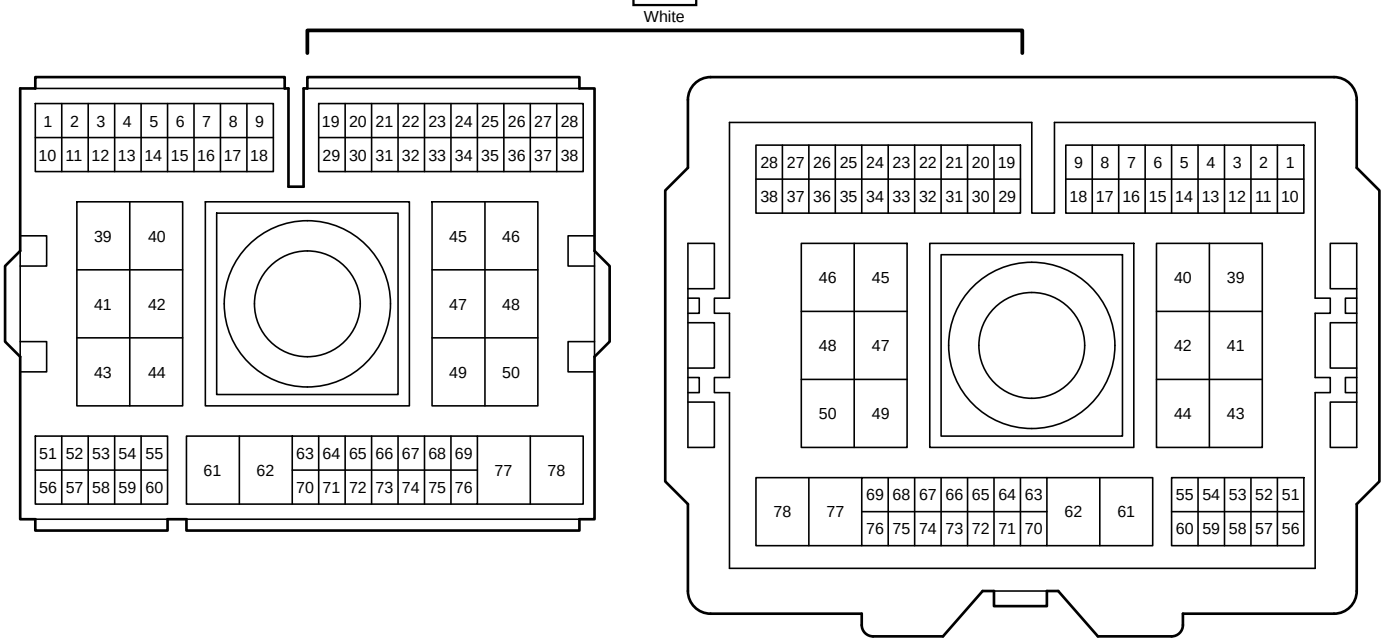

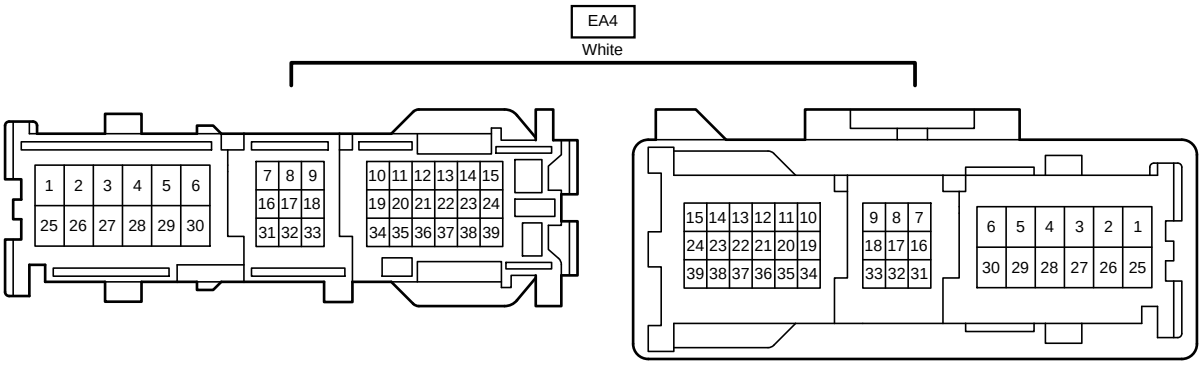
EA4
White
1 2 3 4 5 6
25 26 27 28 29 30
7 8 9
16 17 18
31 32 33
10 11 12 13 14 15
19 20 21 22 23 24
34 35 36 37 38 39
15 14 13 12 11 10
24 23 22 21 20 19
39 38 37 36 35 34
9 8 7
18 17 16
33 32 31
6 5 4 3 2 1
30 29 28 27 26 25

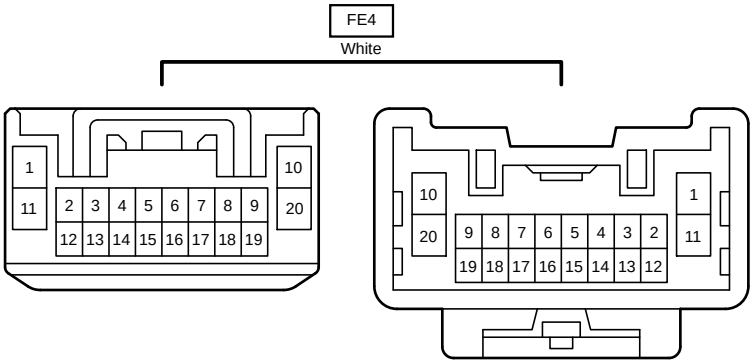
FE4
White
1
11
2 3 4 5 6 7 8 9
12 13 14 15 16 17 18 19
10
20
10
20
9 8 7 6 5 4 3 2
19 18 17 16 15 14 13 12
1
11