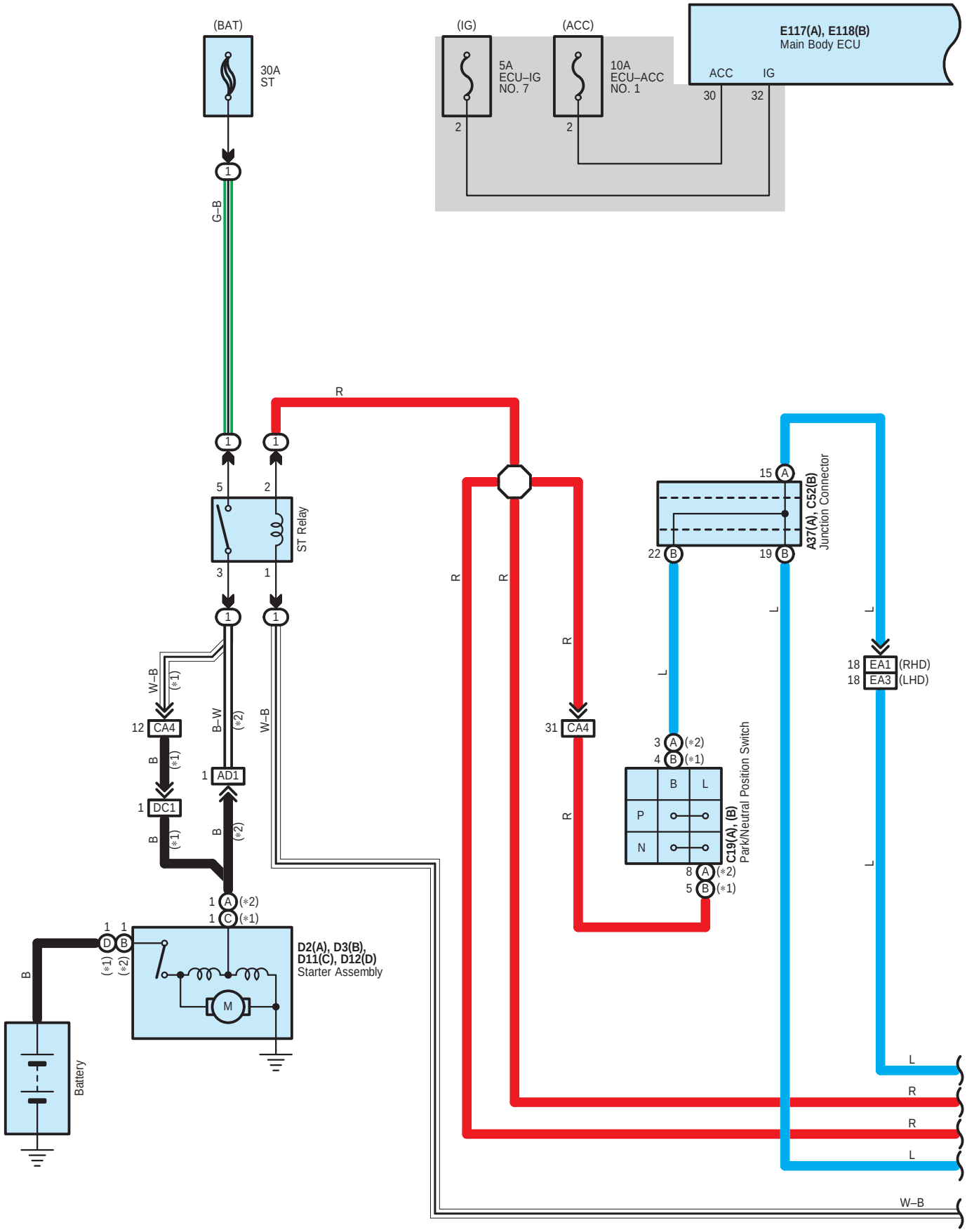
(BAT)
30A
ST
(IG)
5A
ECU–IG
NO. 7
(ACC)
10A
ECU–ACC
NO. 1
E117(A), E118(B)
Main Body ECU
ACC
IG
30
32
G–B
R
ST Relay
W–B
B–W
CA4
AD1
DC1
D2(A), D3(B),
D11(C), D12(D)
Starter Assembly
Battery
A37(A), C52(B)
Junction Connector
EA1 (RHD)
EA3 (LHD)
C19(A), (B)
Park/Neutral Position Switch
P
N
L

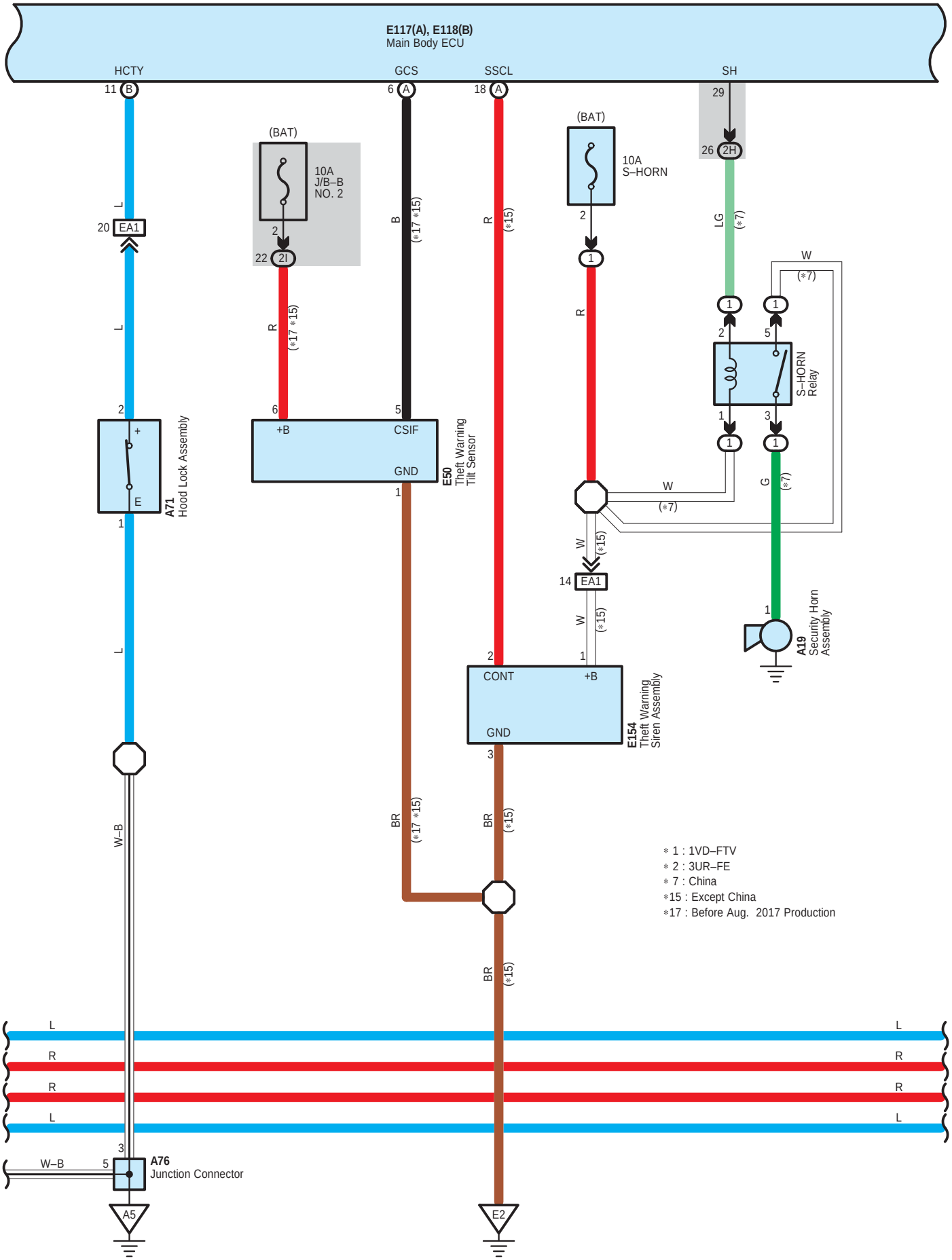
E117(A), E118(B)
Main Body ECU
HCTY
GCS
SSCL
SH
(BAT)
10A
J/B–B
NO. 2
10A
S–HORN
EA1
A71
Hood Lock Assembly
E50
Theft Warning
Tilt Sensor
+B
CSIF
GND
S–HORN
Relay
A19
Security Horn
Assembly
CONT
E154
Theft Warning
Siren Assembly
A76
Junction Connector
A5
E2
∗ 1 : 1VD–FTV
∗ 2 : 3UR–FE
∗ 7 : China
∗15 : Except China
∗17 : Before Aug. 2017 Production

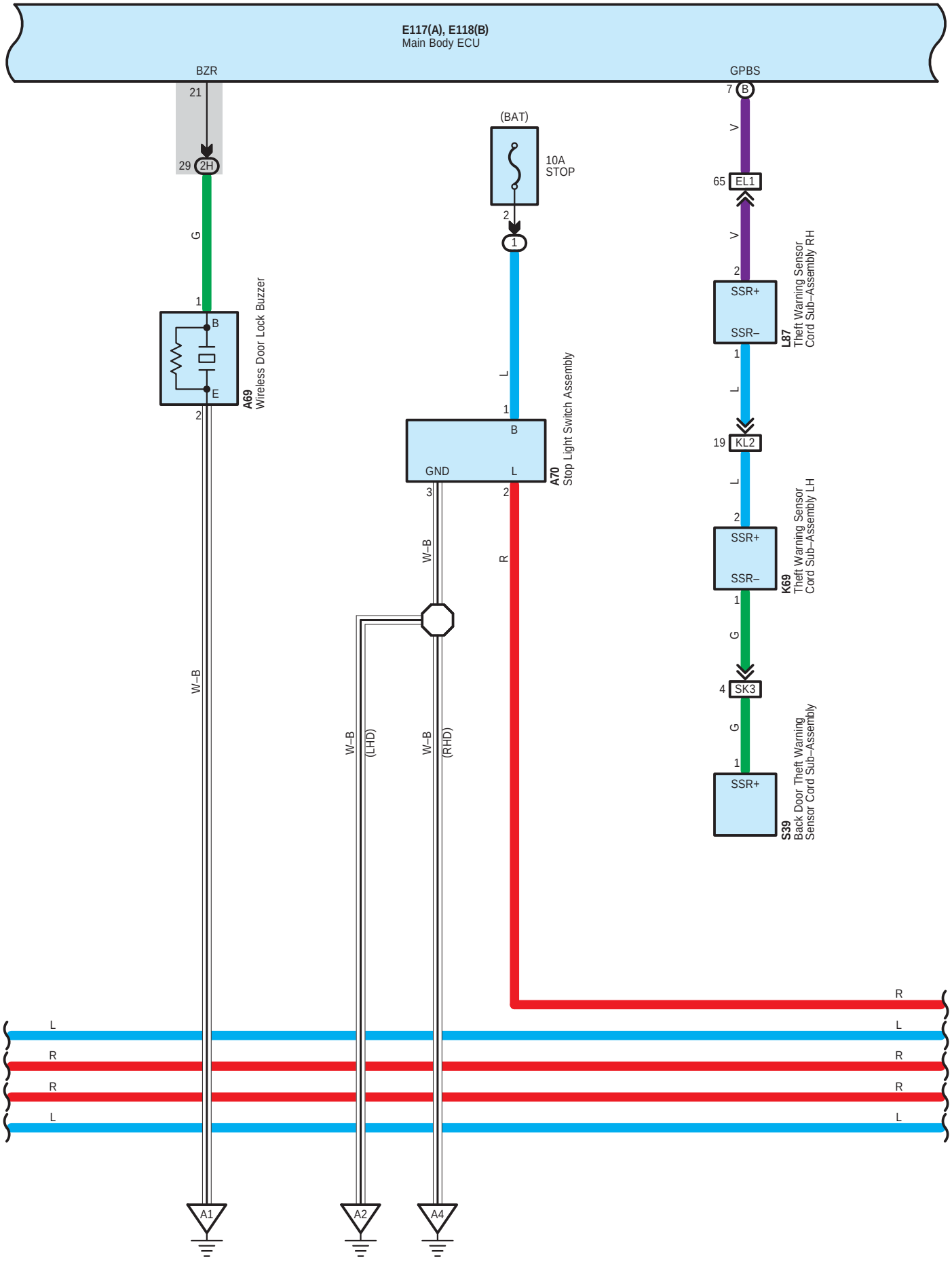
E117(A), E118(B)
Main Body ECU
BZR
21
29 2H
G
1
B
E
2
A69
Wireless Door Lock Buzzer
W–B
(BAT)
10A
STOP
2
1
L
1
B
GND
L
A70
Stop Light Switch Assembly
3
2
W–B
R
W–B
(LHD)
W–B
(RHD)
GPBS
7 B
V
65 EL1
V
2
SSR+
SSR–
L87
Theft Warning Sensor
Cord Sub–Assembly RH
1
L
19 KL2
L
2
SSR+
SSR–
K69
Theft Warning Sensor
Cord Sub–Assembly LH
1
G
4 SK3
G
1
SSR+
S39
Back Door Theft Warning
Sensor Cord Sub–Assembly
R
L
R
R
L
A1
A2
A4

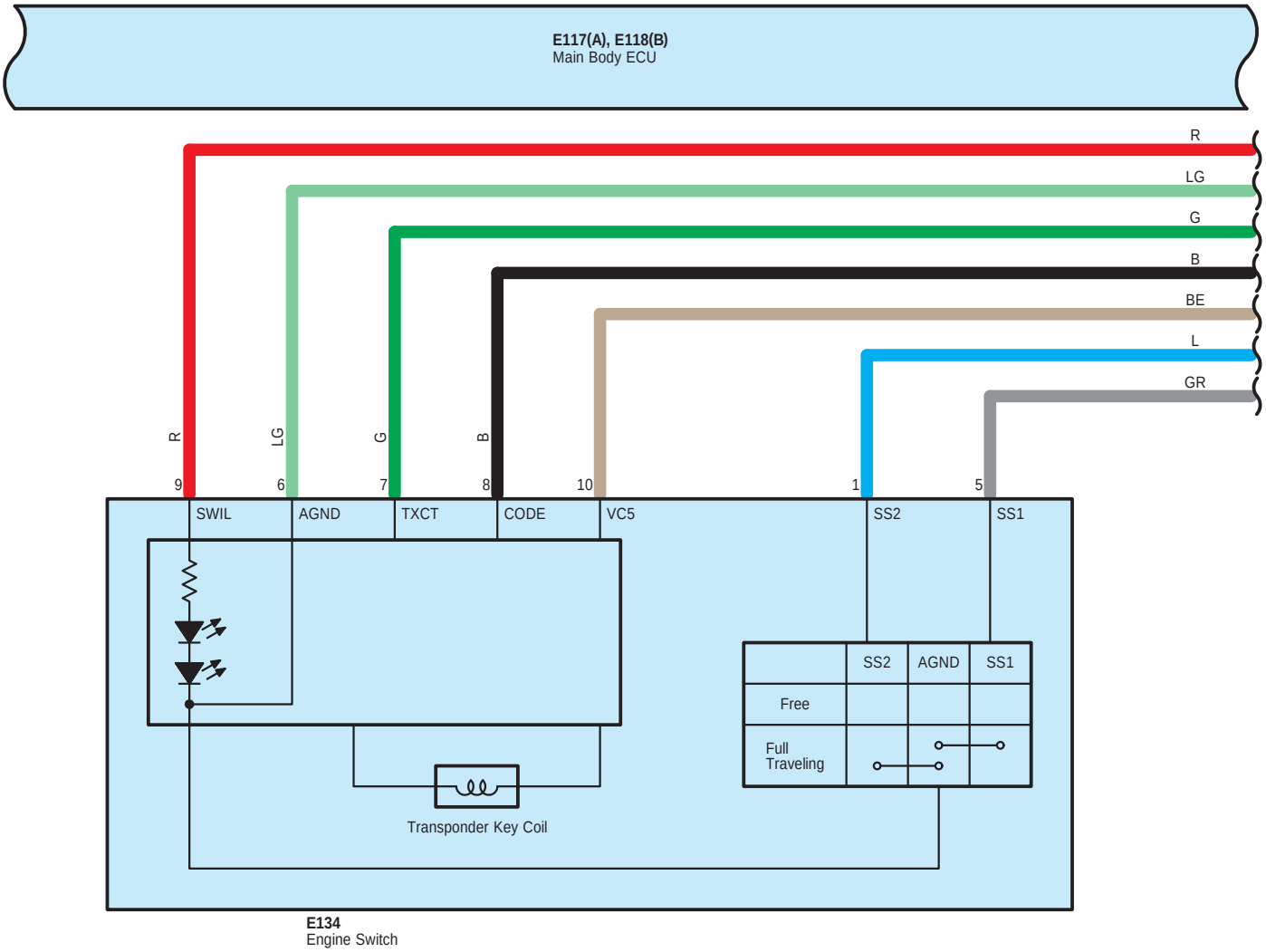
E117(A), E118(B)
Main Body ECU
R
LG
G
B
BE
L
GR
9
6
7
8
10
1
5
SWIL
AGND
TXCT
CODE
VC5
SS2
SS1
SS2
AGND
SS1
Free
Full Traveling
Transponder Key Coil
E134
Engine Switch


R
L
R
R
L
R
L
R
R
L

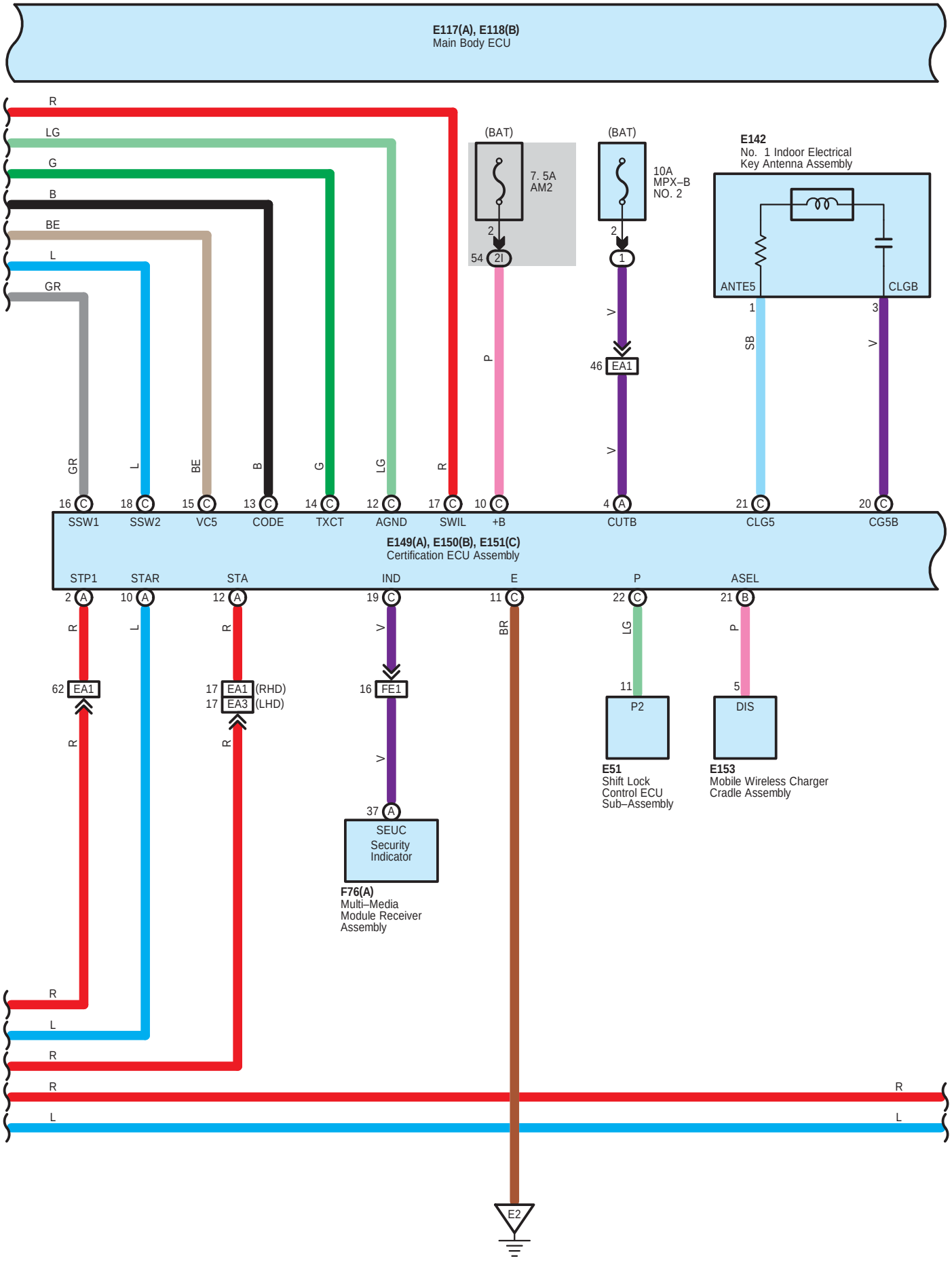
E117(A), E118(B)
Main Body ECU
R
LG
G
B
BE
L
GR
(BAT)
7. 5A
AM2
2
54 2I
(BAT)
10A
MPX–B
NO. 2
2
1
E142
No. 1 Indoor Electrical
Key Antenna Assembly
ANTE5
CLGB
1
3
V
P
46 EA1
SB
V
V
GR
L
BE
B
G
LG
R
16 C SSW1
18 C SSW2
15 C VC5
13 C CODE
14 C TXCT
12 C AGND
17 C SWIL
10 C +B
4 A CUTB
21 C CLG5
20 C CG5B
E149(A), E150(B), E151(C)
Certification ECU Assembly
STP1
STAR
STA
IND
E
P
ASEL
2 A
10 A
12 A
19 C
11 C
22 C
21 B
R
L
R
V
BR
LG
P
62 EA1
17 EA1 (RHD)
17 EA3 (LHD)
16 FE1
11
5
P2
DIS
E51
Shift Lock
Control ECU
Sub–Assembly
E153
Mobile Wireless Charger
Cradle Assembly
37 A
SEUC
Security
Indicator
F76(A)
Multi–Media
Module Receiver
Assembly
R
L
R
R
L
R
L
E2

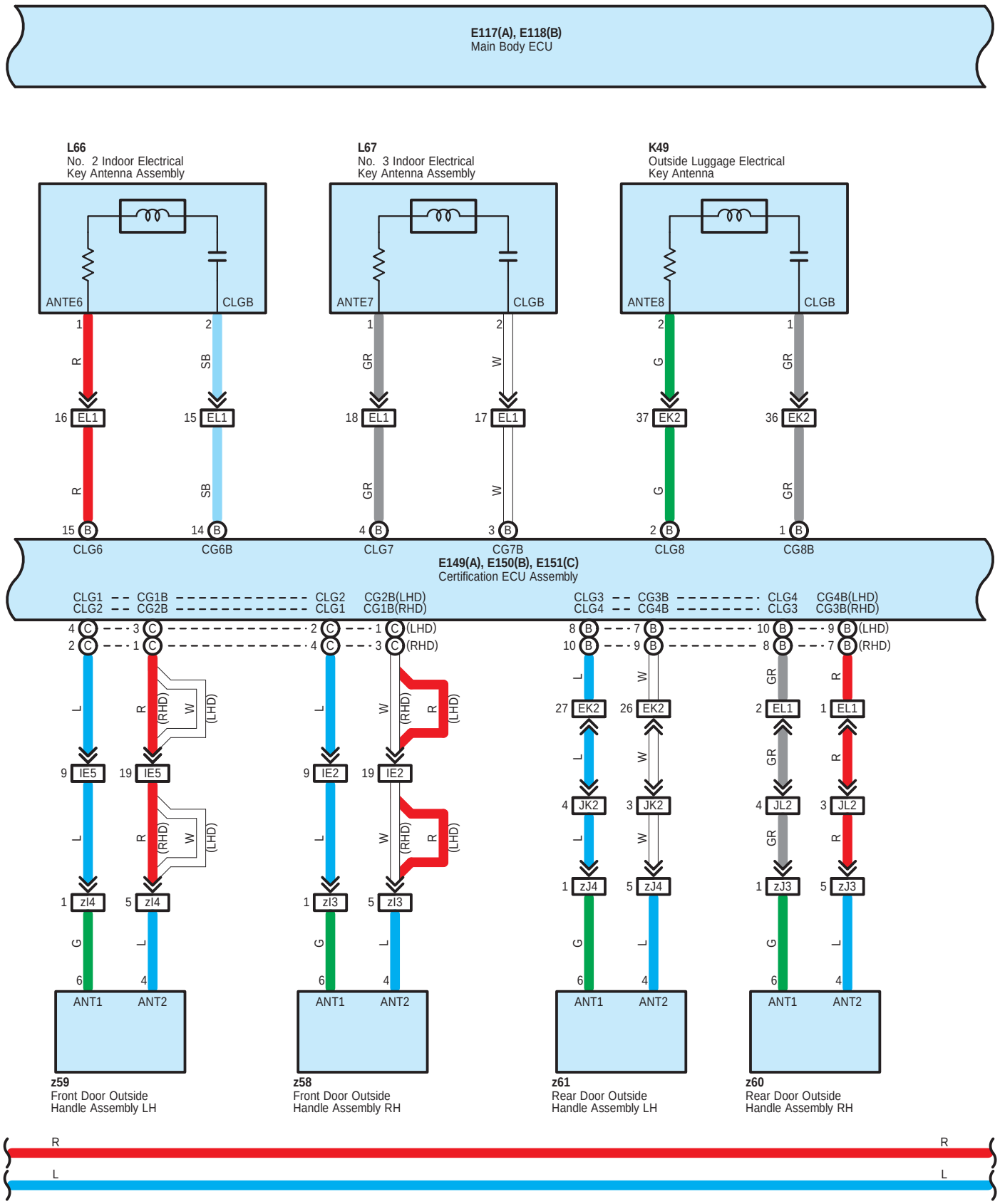
E117(A), E118(B)
Main Body ECU
L66
No. 2 Indoor Electrical Key Antenna Assembly
L67
No. 3 Indoor Electrical Key Antenna Assembly
K49
Outside Luggage Electrical Key Antenna
ANTE6
CLGB
ANTE7
CLGB
ANTE8
CLGB
EL1
EK2
CLG6
CG6B
CLG7
CG7B
CLG8
CG8B
E149(A), E150(B), E151(C)
Certification ECU Assembly
CLG1 CG1B CLG2 CG2B(LHD)
CLG2 CG2B CLG1 CG1B(RHD)
CLG3 CG3B CLG4 CG4B(LHD)
CLG4 CG3B CLG3 CG3B(RHD)
IE5
IE2
JK2
JL2
zI4
zI3
zJ4
zJ3
ANT1
ANT2
z59
Front Door Outside Handle Assembly LH
z58
Front Door Outside Handle Assembly RH
z61
Rear Door Outside Handle Assembly LH
z60
Rear Door Outside Handle Assembly RH

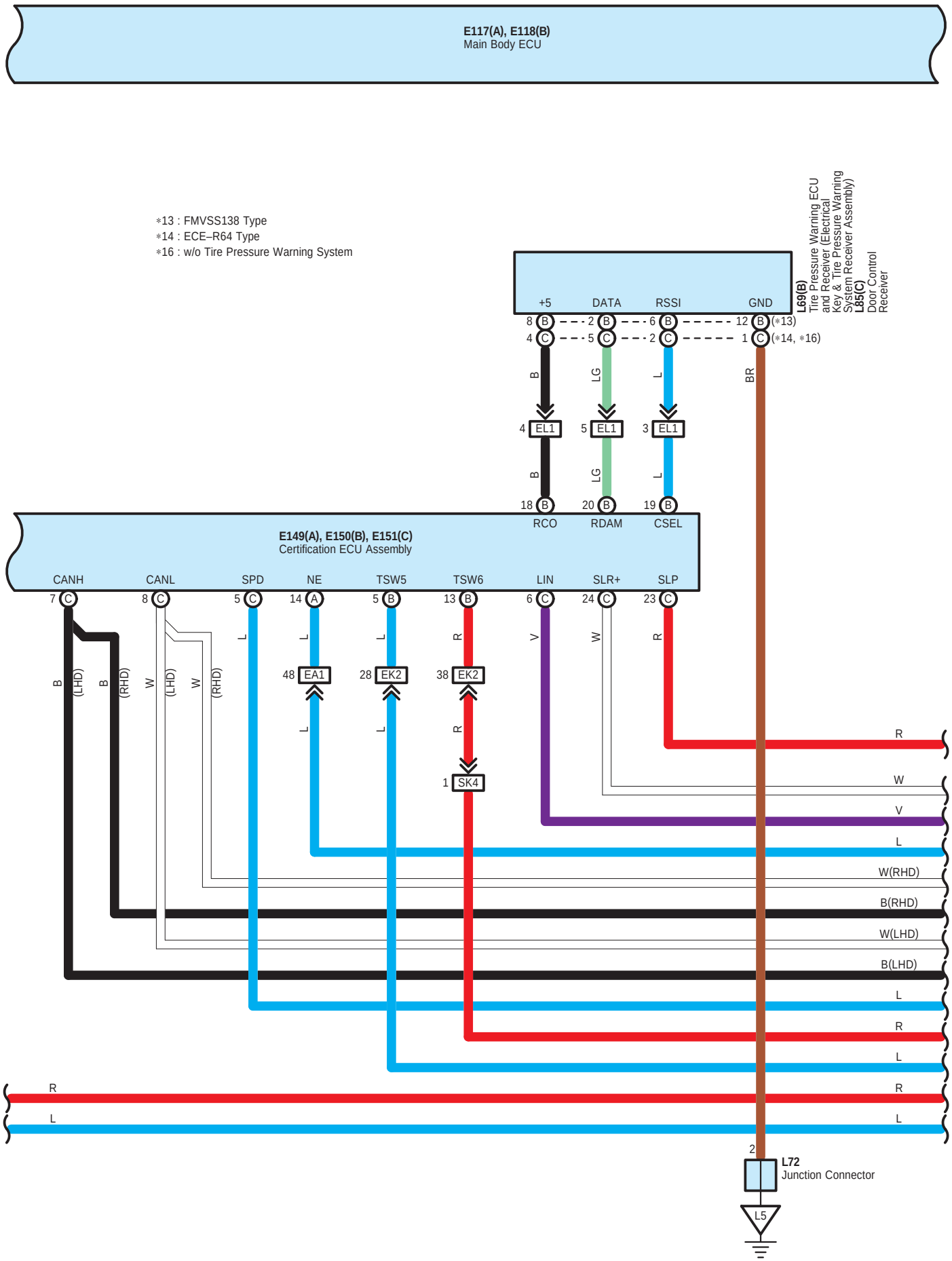
E117(A), E118(B)
Main Body ECU
∗13 : FMVSS138 Type
∗14 : ECE–R64 Type
∗16 : w/o Tire Pressure Warning System
L69(B)
Tire Pressure Warning ECU and Receiver (Electrical Key & Tire Pressure Warning System Receiver Assembly)
L85(C)
Door Control Receiver
+5
DATA
RSSI
GND
8 B
4 C
2 B
5 C
6 B
2 C
12 B (∗13)
1 C (∗14, ∗16)
B
LG
L
BR
4 EL1
5 EL1
3 EL1
18 B
20 B
19 B
RCO
RDAM
CSEL
E149(A), E150(B), E151(C)
Certification ECU Assembly
CANH
CANL
SPD
NE
TSW5
TSW6
LIN
SLR+
SLP
7 C
8 C
5 C
14 A
5 B
13 B
6 C
24 C
23 C
48 EA1
28 EK2
38 EK2
1 SK4
(LHD)
(RHD)
R
W
V
L
W(RHD)
B(RHD)
W(LHD)
B(LHD)
2
L72
Junction Connector
L5

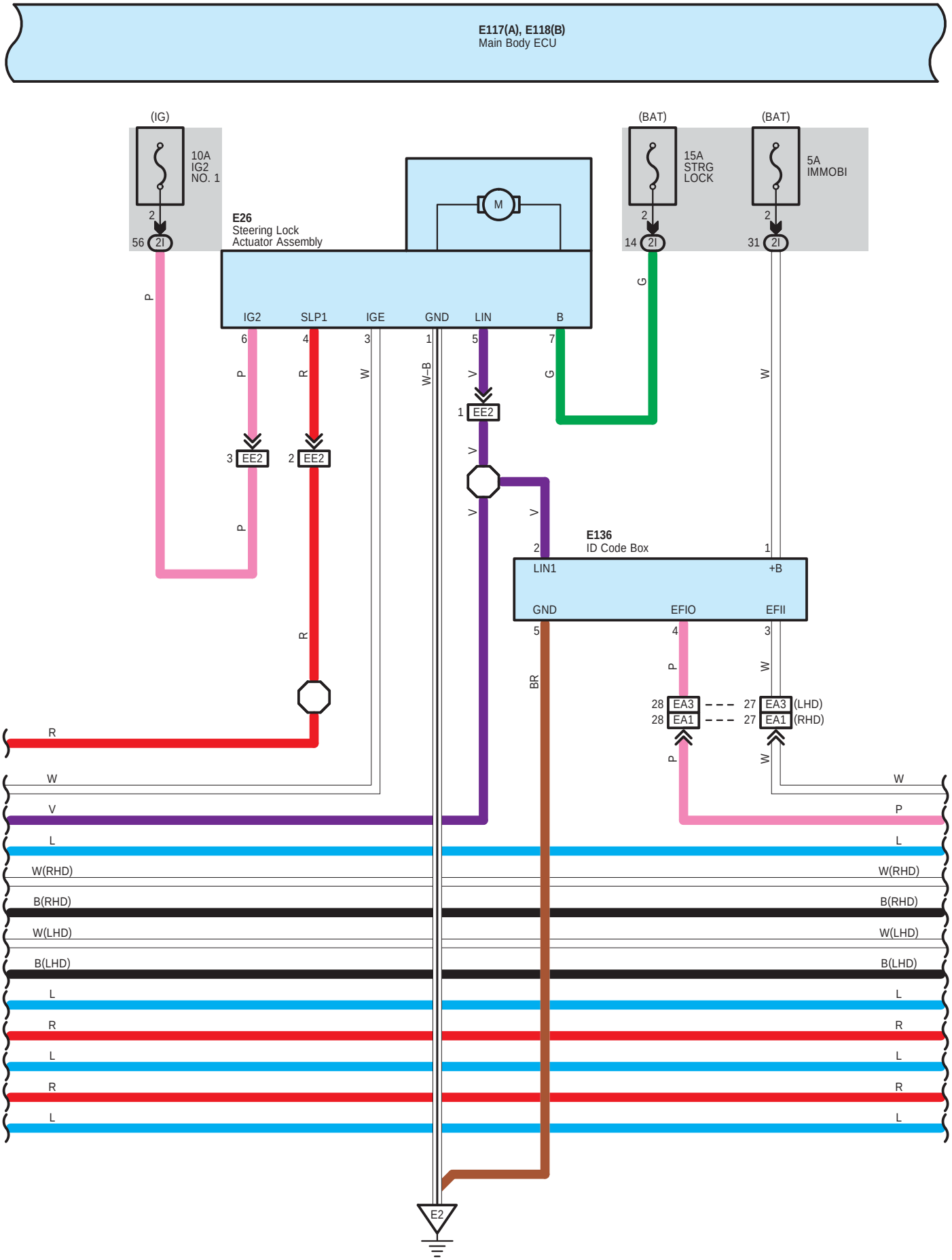
E117(A), E118(B)
Main Body ECU
(IG)
10A
IG2
NO. 1
(BAT)
15A
STRG
LOCK
(BAT)
5A
IMMOBI
E26
Steering Lock
Actuator Assembly
M
IG2
SLP1
IGE
GND
LIN
B
EE2
E136
ID Code Box
LIN1
+B
GND
EFIO
EFII
EA3
EA1
(LHD)
(RHD)
W(RHD)
B(RHD)
W(LHD)
B(LHD)
E2

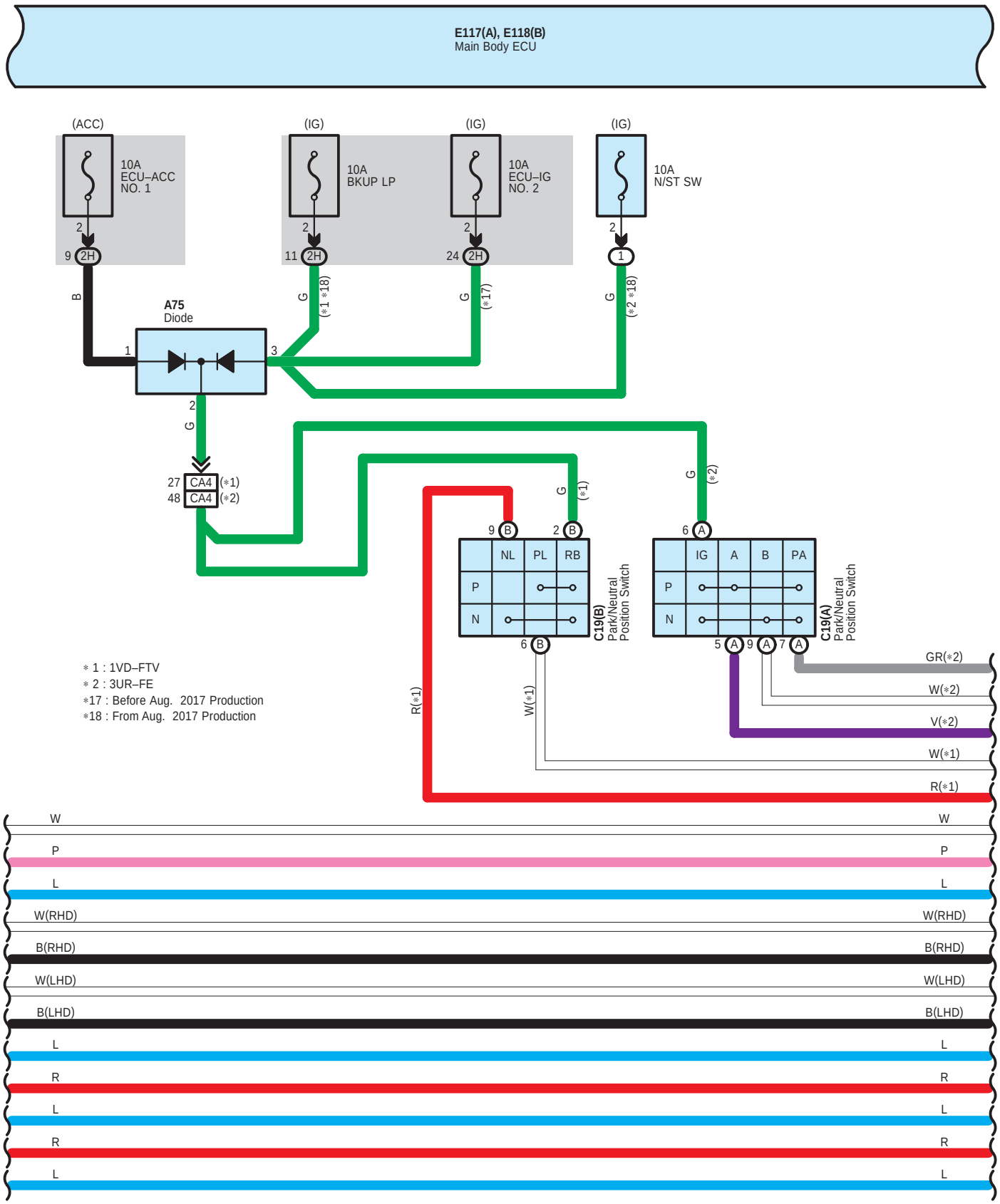
E117(A), E118(B)
Main Body ECU
(ACC)
10A
ECU–ACC
NO. 1
(IG)
10A
BKUP LP
(IG)
10A
ECU–IG
NO. 2
(IG)
10A
N/ST SW
A75
Diode
CA4
C19(B)
Park/Neutral
Position Switch
C19(A)
Park/Neutral
Position Switch
NL
PL
RB
IG
A
B
PA
P
N
∗1 : 1VD–FTV
∗2 : 3UR–FE
∗17 : Before Aug. 2017 Production
∗18 : From Aug. 2017 Production
GR(∗2)
W(∗2)
V(∗2)
W(∗1)
R(∗1)
W
P
L
W(RHD)
B(RHD)
W(LHD)
B(LHD)
L
R
L
R
L

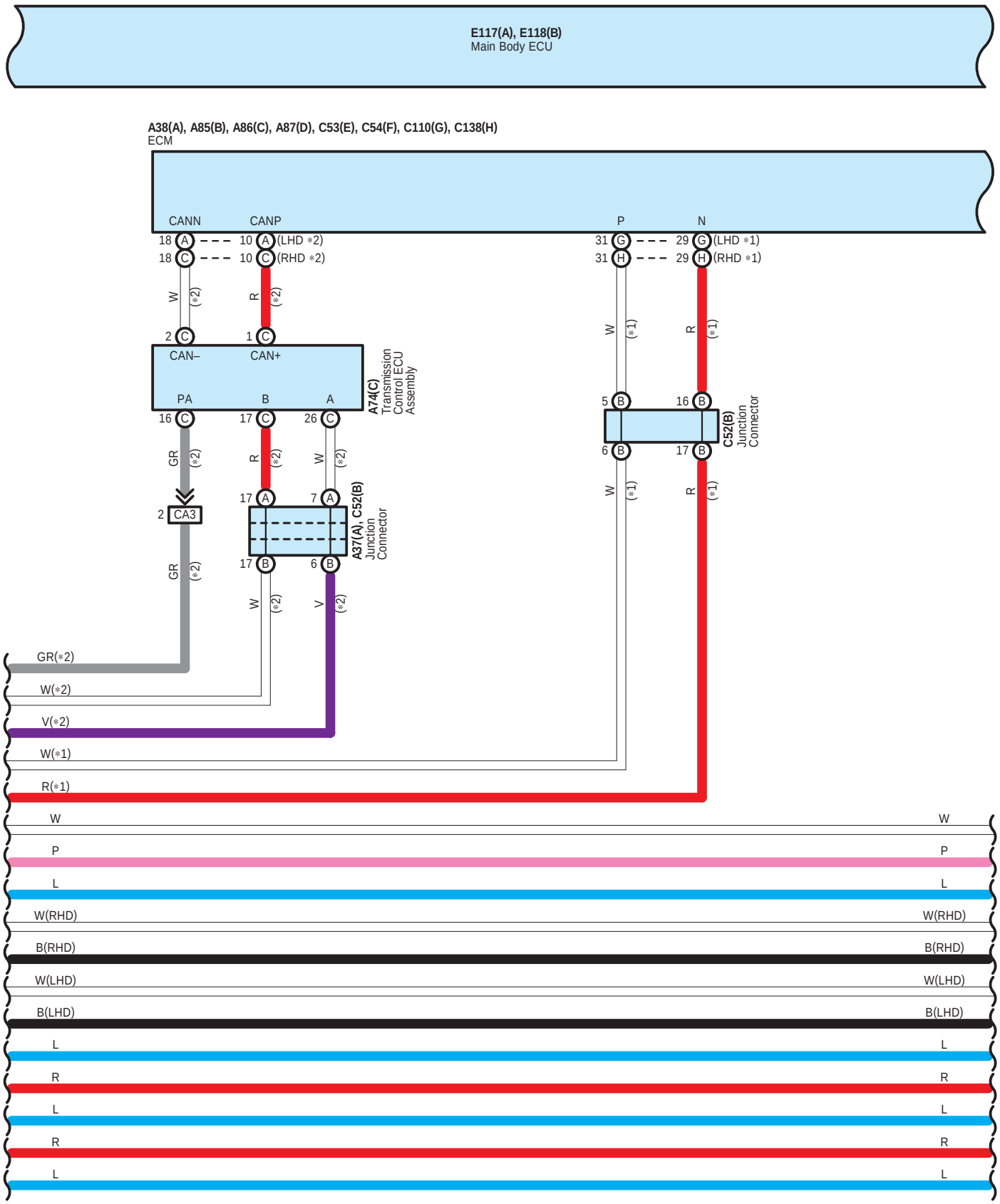
E117(A), E118(B)
Main Body ECU
A38(A), A85(B), A86(C), A87(D), C53(E), C54(F), C110(G), C138(H)
ECM
CANN
CANP
P
N
18 A
10 A (LHD ∗2)
18 C
10 C (RHD ∗2)
31 G
29 G (LHD ∗1)
31 H
29 H (RHD ∗1)
W (∗2)
R (∗2)
W (∗1)
R (∗1)
2 C
1 C
CAN–
CAN+
PA
B
A
A74(C) Transmission Control ECU Assembly
16 C
17 C
26 C
5 B
16 B
6 B
17 B
C52(B) Junction Connector
GR (∗2)
R (∗2)
W (∗2)
2 CA3
17 A
7 A
A37(A), C52(B) Junction Connector
17 B
6 B
GR (∗2)
W (∗2)
V (∗2)
GR(∗2)
W(∗2)
V(∗2)
W(∗1)
R(∗1)
W
P
L
W(RHD)
B(RHD)
W(LHD)
B(LHD)
L
R
L
R
L

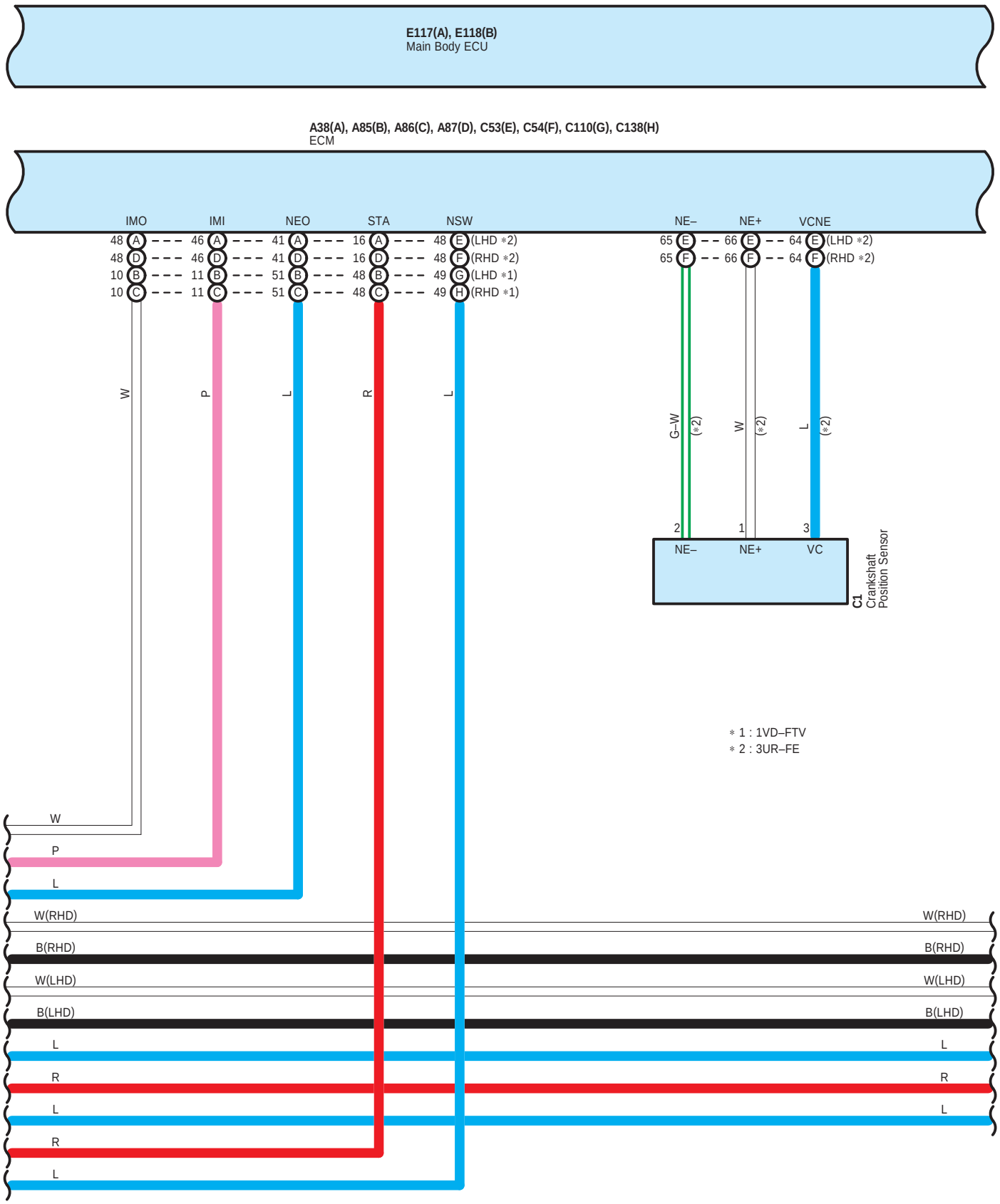
E117(A), E118(B)
Main Body ECU
A38(A), A85(B), A86(C), A87(D), C53(E), C54(F), C110(G), C138(H)
ECM
IMO
IMI
NEO
STA
NSW
NE–
NE+
VCNE
48 A
48 D
10 B
10 C
46 A
46 D
11 B
11 C
41 A
41 D
51 B
51 C
16 A
16 D
48 B
48 C
48 E (LHD ∗2)
48 F (RHD ∗2)
49 G (LHD ∗1)
49 H (RHD ∗1)
65 E
65 F
66 E
66 F
64 E (LHD ∗2)
64 F (RHD ∗2)
W
P
L
R
L
G–W
(∗2)
W
(∗2)
L
(∗2)
2
1
3
NE–
NE+
VC
C1
Crankshaft
Position Sensor
∗ 1 : 1VD–FTV
∗ 2 : 3UR–FE
W
P
L
W(RHD)
B(RHD)
W(LHD)
B(LHD)
L
R
L
R
L
W(RHD)
B(RHD)
W(LHD)
B(LHD)
L
R
L

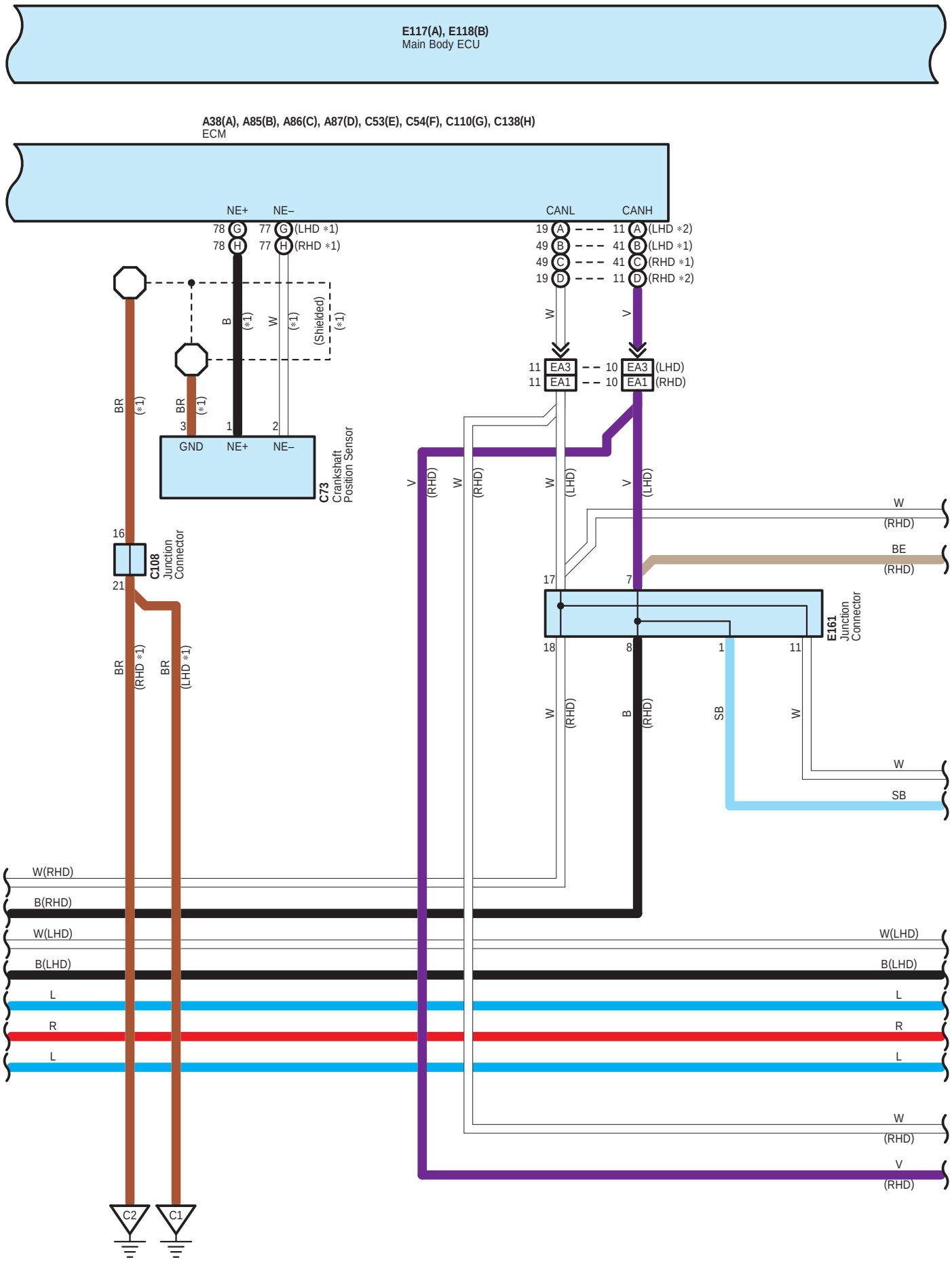
E117(A), E118(B)
Main Body ECU
A38(A), A85(B), A86(C), A87(D), C53(E), C54(F), C110(G), C138(H)
ECM
NE+
NE–
CANL
CANH
78 G
78 H
77 G (LHD *1)
77 H (RHD *1)
19 A
49 B
49 C
19 D
11 A (LHD *2)
41 B (LHD *1)
41 C (RHD *1)
11 D (RHD *2)
B (*1)
W (*1)
(Shielded) (*1)
W
V
11 EA3
11 EA1
10 EA3 (LHD)
10 EA1 (RHD)
BR (*1)
BR (*1)
3
1
2
GND
NE+
NE–
C73
Crankshaft Position Sensor
V (RHD)
W (RHD)
W (LHD)
V (LHD)
W
(RHD)
BE
(RHD)
16
C108
Junction Connector
21
17
7
E161
Junction Connector
18
8
1
11
BR (RHD *1)
BR (LHD *1)
W (RHD)
B (RHD)
SB
W
W
SB
W(RHD)
B(RHD)
W(LHD)
B(LHD)
L
R
L
W(LHD)
B(LHD)
L
R
L
W
(RHD)
V
(RHD)
C2
C1

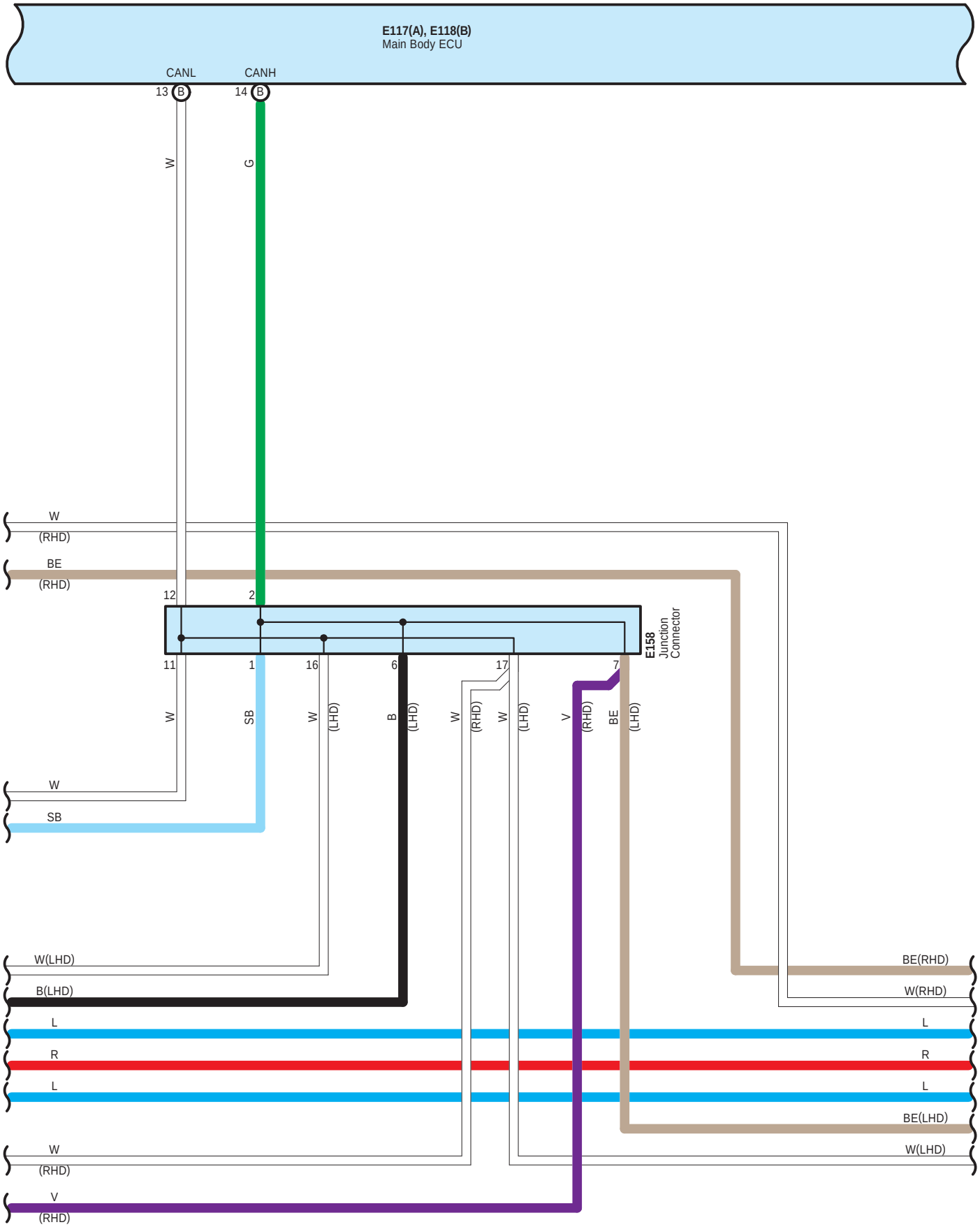
E117(A), E118(B)
Main Body ECU
CANL
CANH
13 B
14 B
W
G
W
(RHD)
BE
(RHD)
12
2
E158
Junction
Connector
11
1
16
6
17
7
W
SB
W
(LHD)
B
(LHD)
W
(RHD)
W
(LHD)
V
(RHD)
BE
(LHD)
W
SB
W(LHD)
B(LHD)
L
R
L
W
(RHD)
V
(RHD)
BE(RHD)
W(RHD)
L
R
L
BE(LHD)
W(LHD)

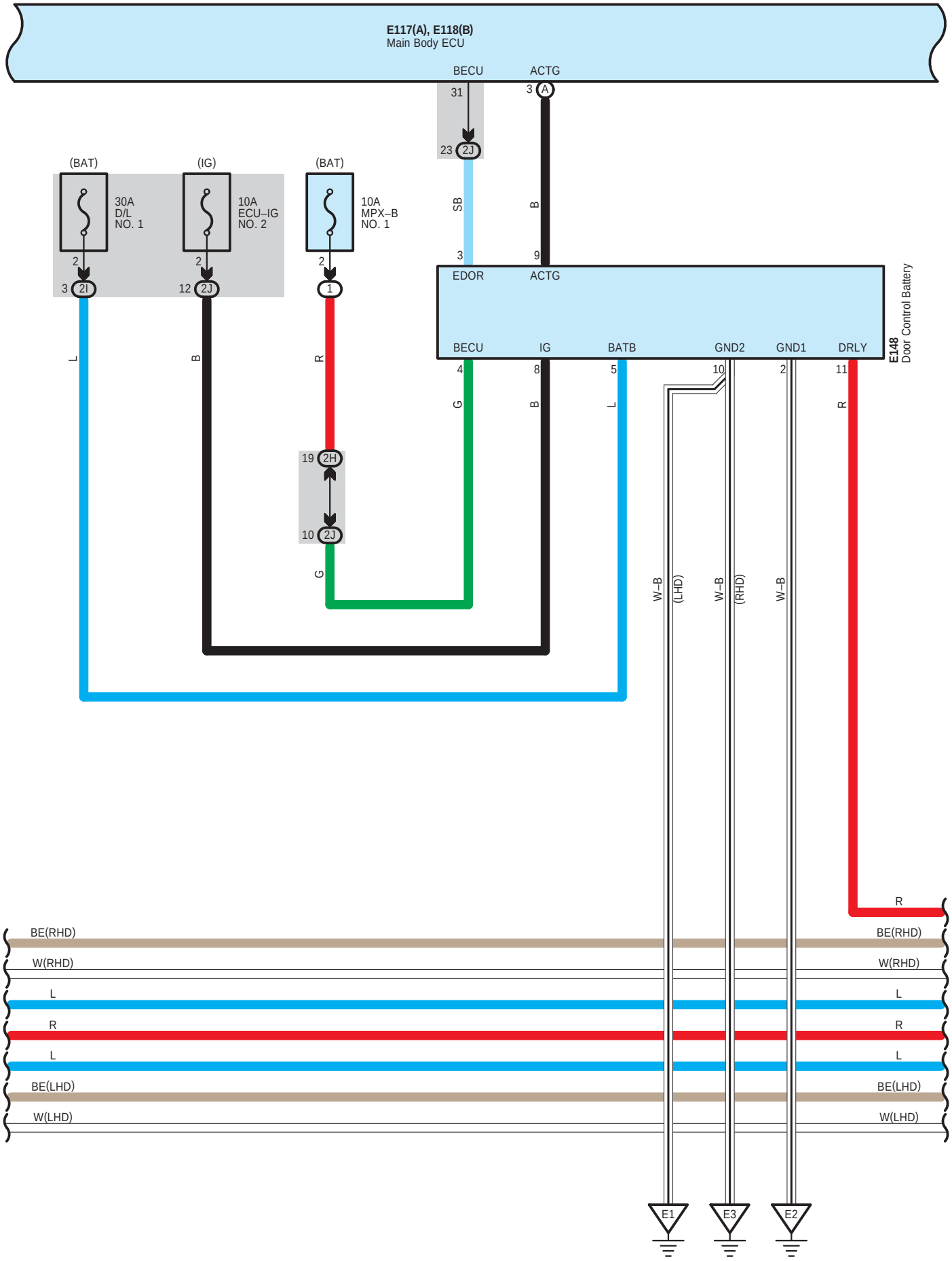
E117(A), E118(B)
Main Body ECU
BECU
ACTG
31
3 A
23 2J
(BAT)
(IG)
(BAT)
30A
D/L
NO. 1
10A
ECU–IG
NO. 2
10A
MPX–B
NO. 1
2
3 2I
12 2J
1
SB
B
3
9
EDOR
ACTG
BECU
IG
BATB
GND2
GND1
DRLY
E148
Door Control Battery
4
8
5
10
2
11
L
B
R
G
B
L
R
19 2H
10 2J
G
W–B
(LHD)
W–B
(RHD)
W–B
BE(RHD)
W(RHD)
L
R
L
BE(LHD)
W(LHD)
E1
E3
E2

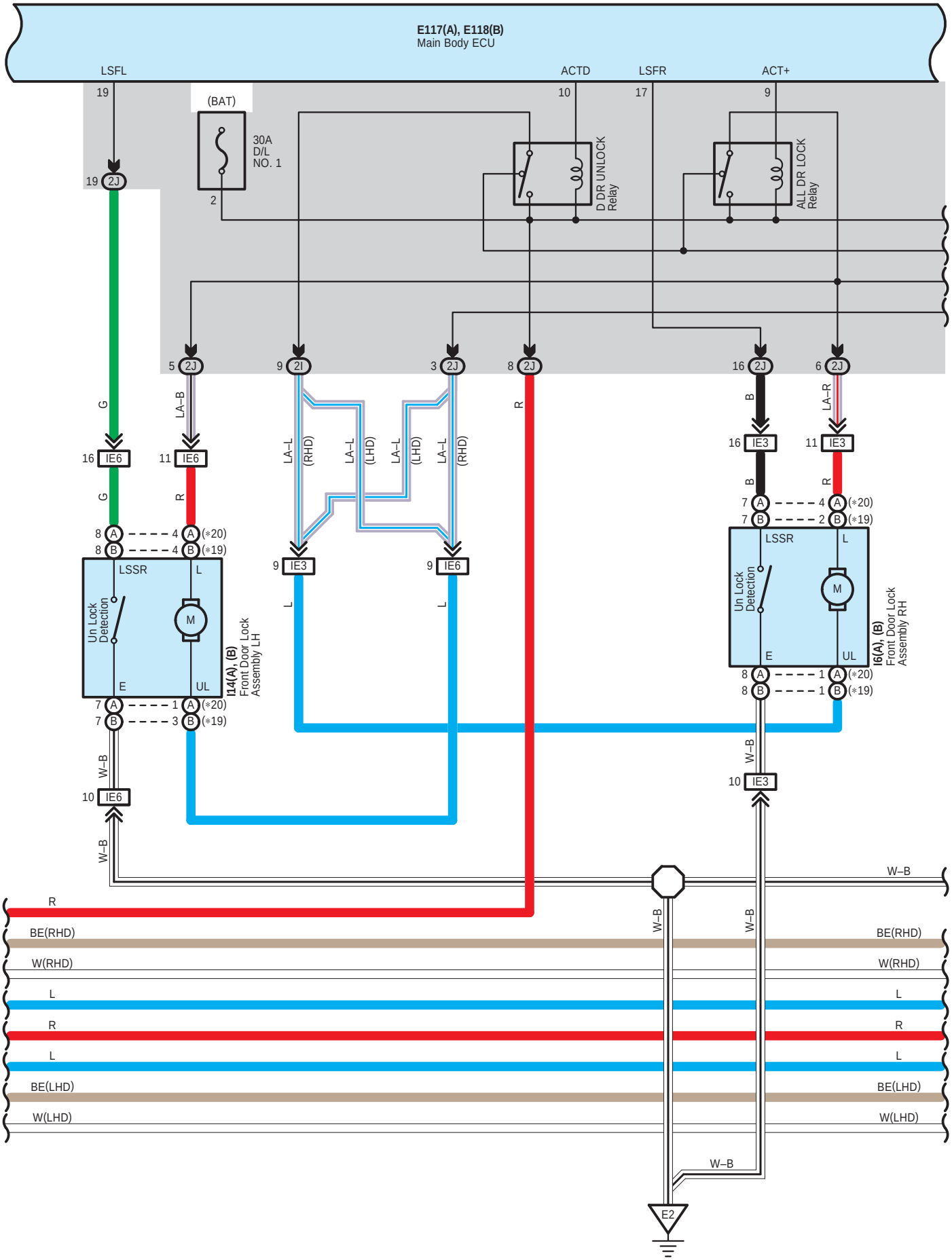
E117(A), E118(B)
Main Body ECU
LSFL
ACTD
LSFR
ACT+
(BAT)
30A
D/L
NO. 1
D DR UNLOCK
Relay
ALL DR LOCK
Relay
Un Lock
Detection
LSSR
I14(A), (B)
Front Door Lock
Assembly LH
I6(A), (B)
Front Door Lock
Assembly RH
E2

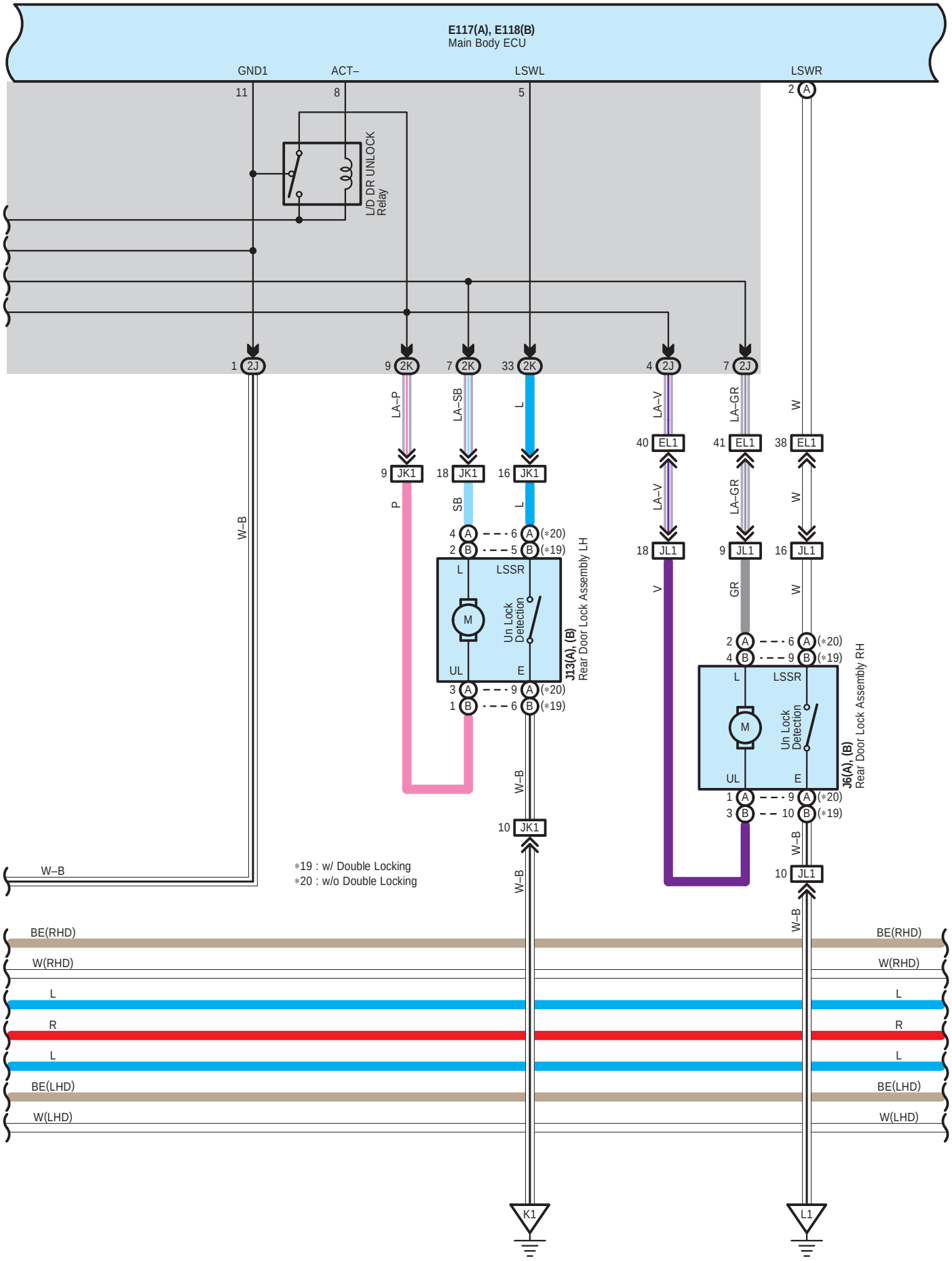
E117(A), E118(B)
Main Body ECU
GND1
ACT–
LSWL
LSWR
L/D DR UNLOCK Relay
LA–P
LA–SB
LA–V
LA–GR
W–B
J13(A), (B) Rear Door Lock Assembly LH
J6(A), (B) Rear Door Lock Assembly RH
Un Lock Detection
LSSR
∗19 : w/ Double Locking
∗20 : w/o Double Locking
BE(RHD)
W(RHD)
BE(LHD)
W(LHD)
K1
L1

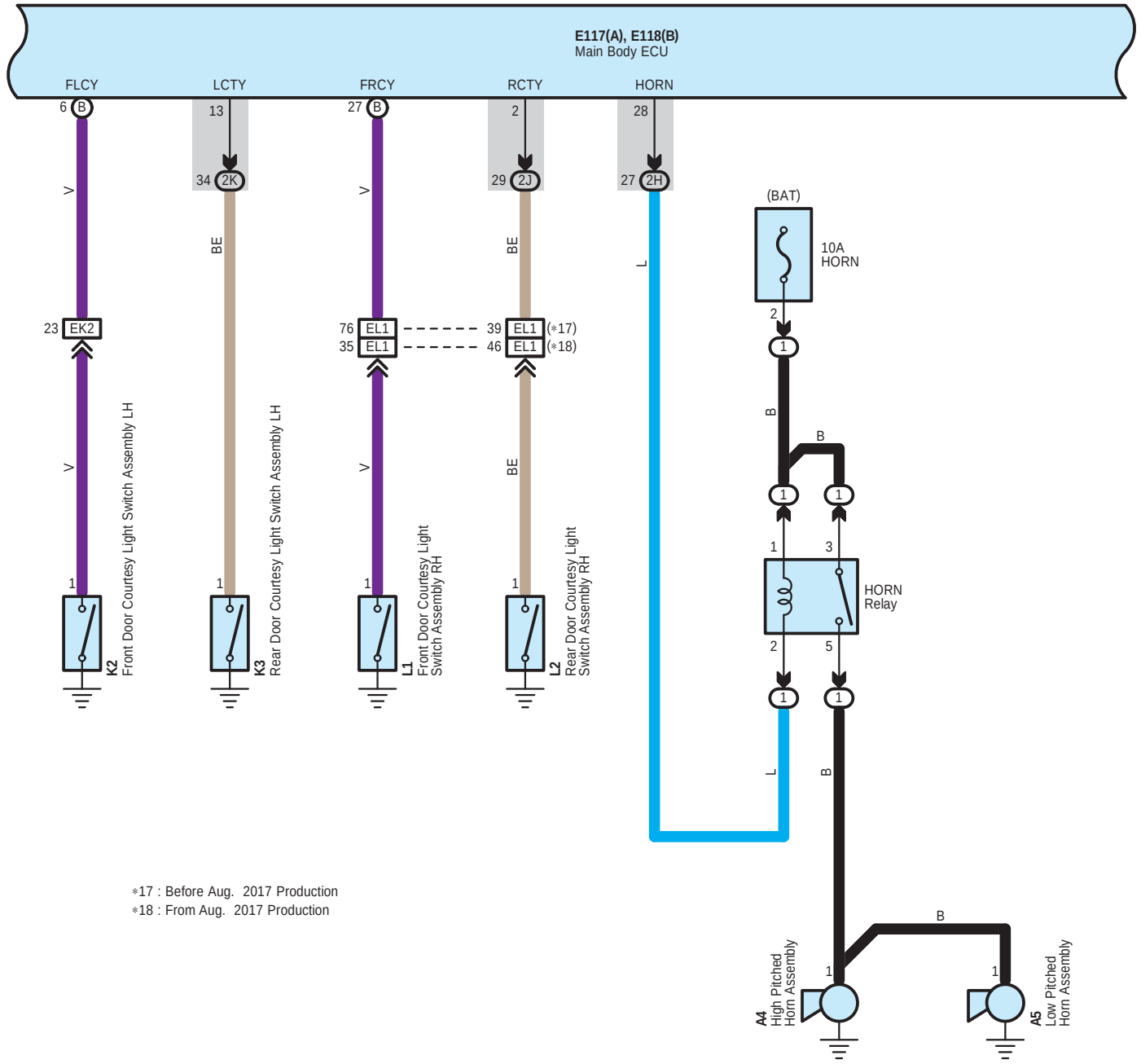

*17 : Before Aug. 2017 Production
*18 : From Aug. 2017 Production

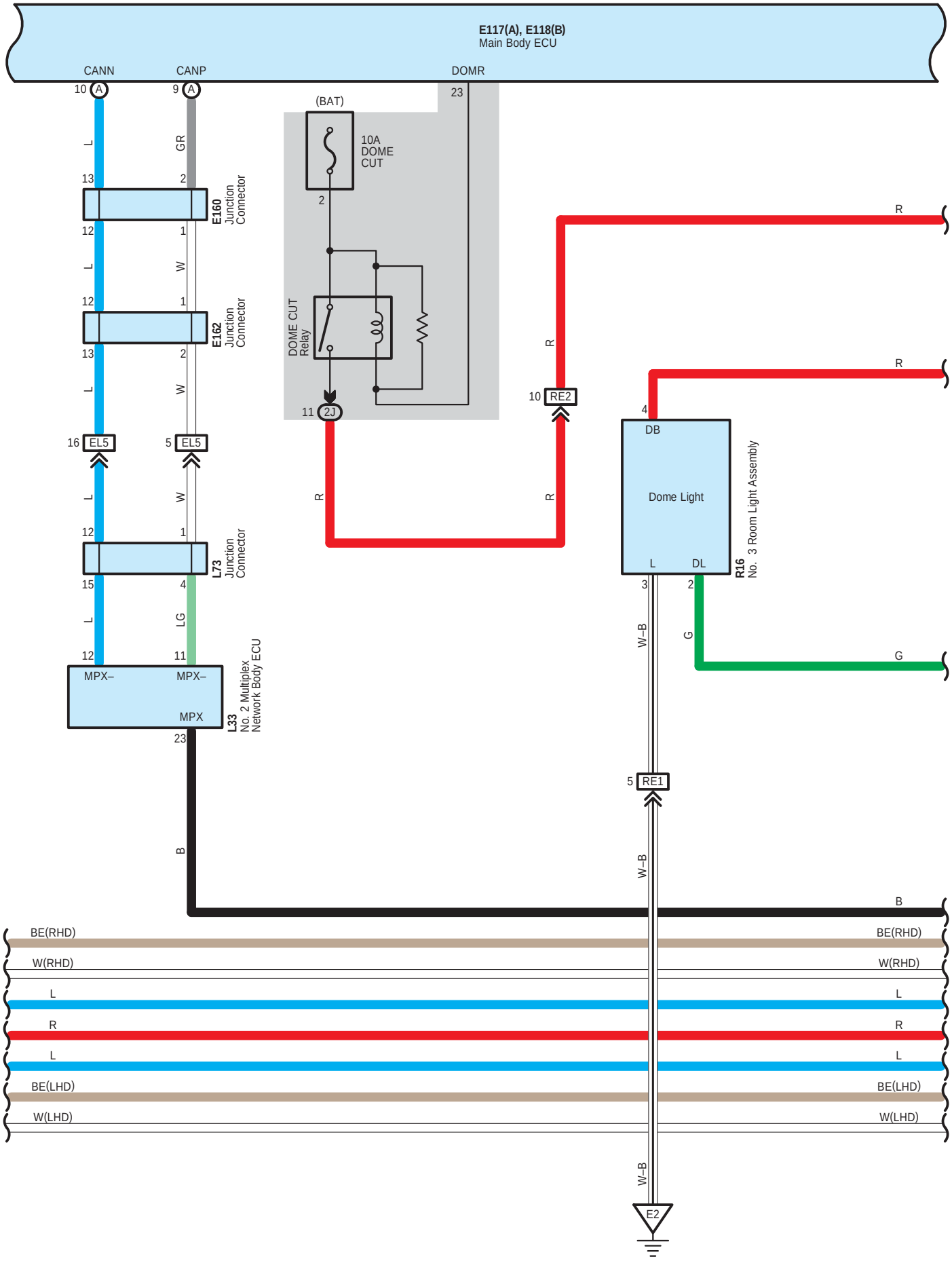
E117(A), E118(B)
Main Body ECU
CANN
CANP
DOMR
10 A
9 A
23
(BAT)
10A
DOME
CUT
2
DOME CUT
Relay
11 2J
L
GR
13
2
E160
Junction
Connector
12
1
L
W
12
1
E162
Junction
Connector
13
2
L
W
16 EL5
5 EL5
L
W
12
1
L73
Junction
Connector
15
4
L
LG
12
11
MPX–
MPX–
MPX
L33
No. 2 Multiplex
Network Body ECU
23
B
R
R
R
R
10 RE2
4
DB
Dome Light
L
DL
R16
No. 3 Room Light Assembly
3
2
W–B
G
G
5 RE1
W–B
B
BE(RHD)
W(RHD)
L
R
L
BE(LHD)
W(LHD)
W–B
E2

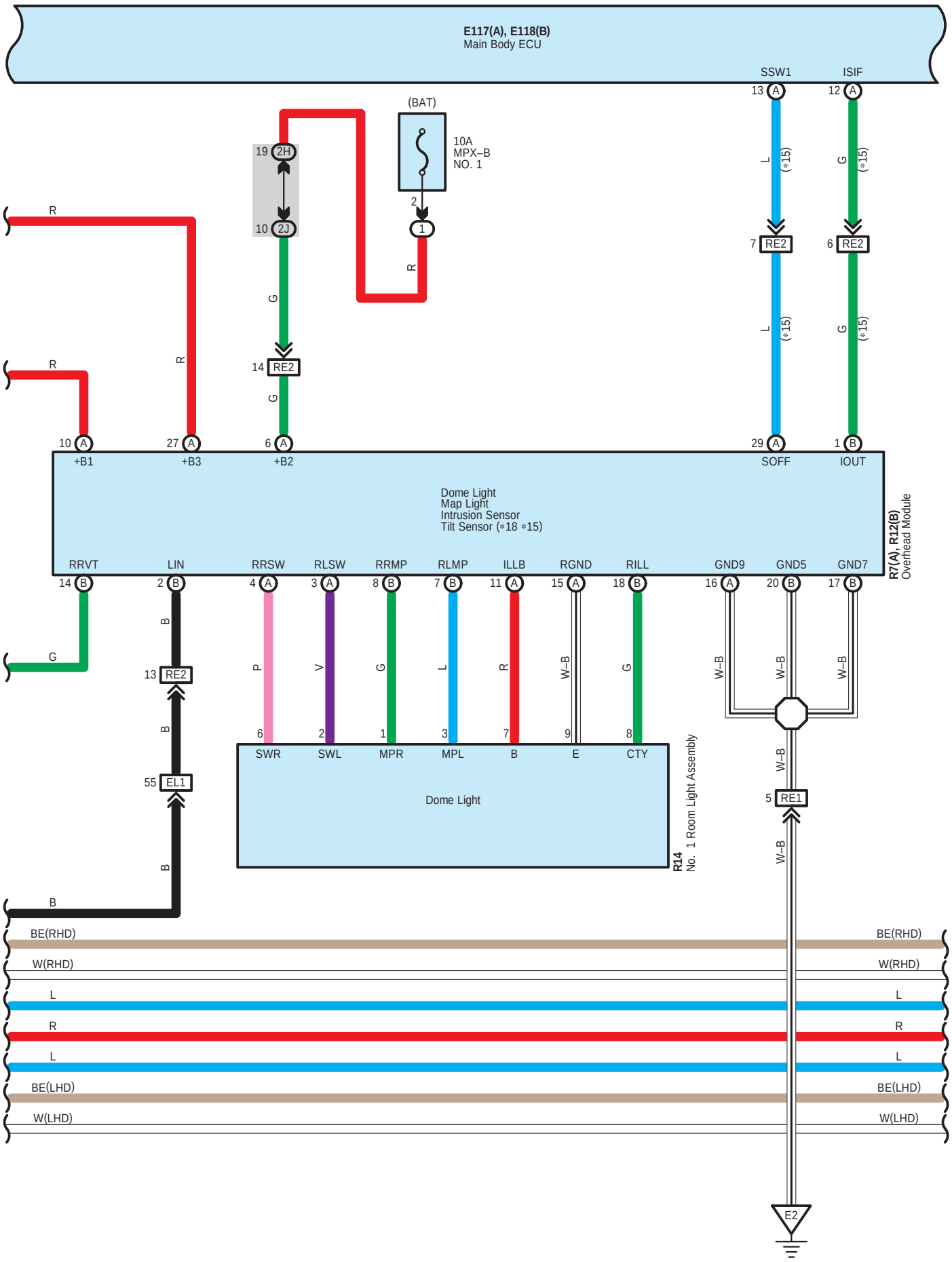
E117(A), E118(B)
Main Body ECU
SSW1
ISIF
(BAT)
10A
MPX–B
NO. 1
19 2H
10 2J
2
1
R
G
L
(*15)
7 RE2
6 RE2
14 RE2
10 A
+B1
27 A
+B3
6 A
+B2
29 A
SOFF
1 B
IOUT
Dome Light
Map Light
Intrusion Sensor
Tilt Sensor (*18 *15)
R7(A), R12(B)
Overhead Module
RRVT
LIN
RRSW
RLSW
RRMP
RLMP
ILLB
RGND
RILL
GND9
GND5
GND7
B
P
V
W–B
13 RE2
55 EL1
SWR
SWL
MPR
MPL
B
E
CTY
Dome Light
R14
No. 1 Room Light Assembly
5 RE1
BE(RHD)
W(RHD)
W(LHD)
BE(LHD)
E2

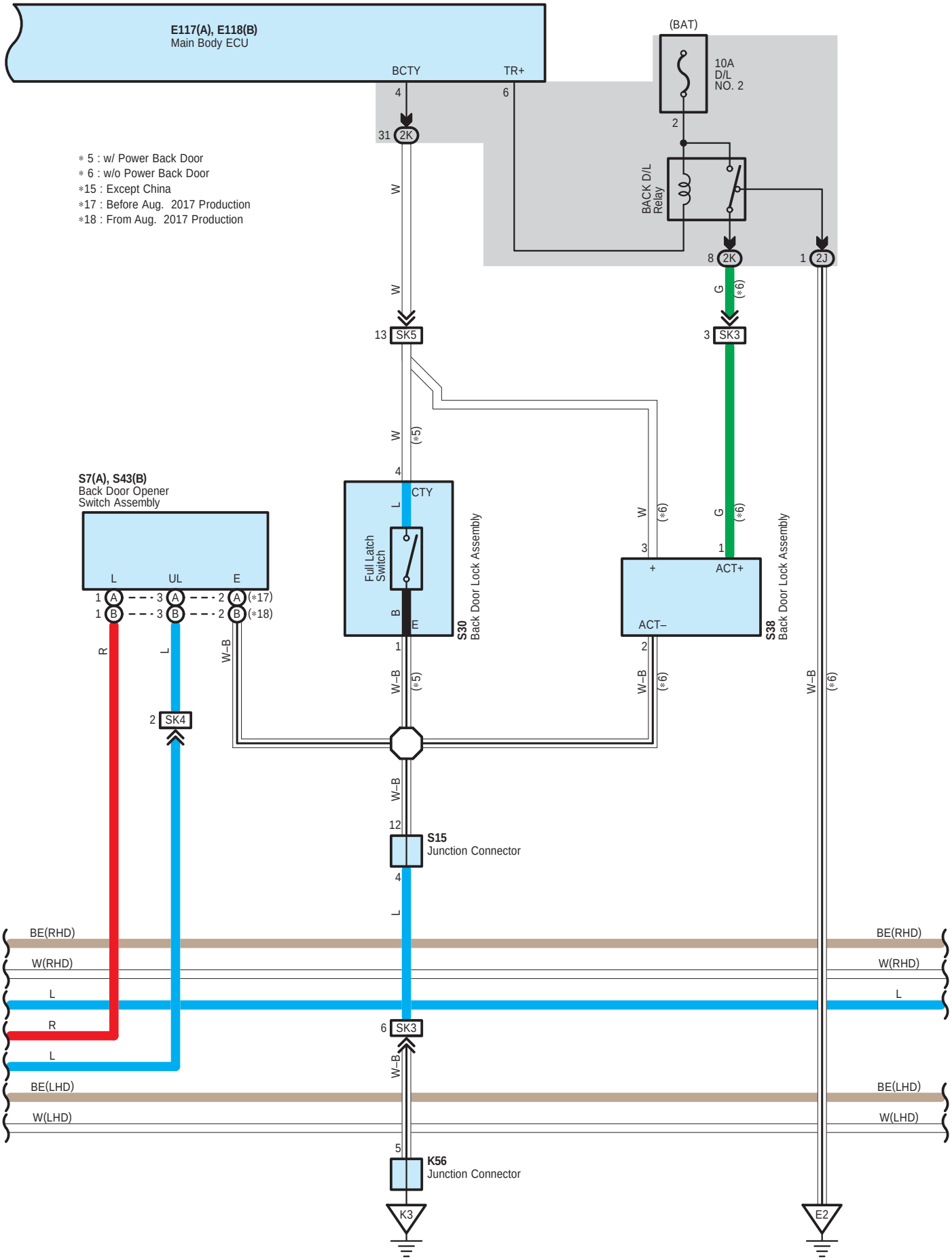
E117(A), E118(B)
Main Body ECU
BCTY
TR+
(BAT)
10A
D/L
NO. 2
BACK D/L
Relay
∗ 5 : w/ Power Back Door
∗ 6 : w/o Power Back Door
∗15 : Except China
∗17 : Before Aug. 2017 Production
∗18 : From Aug. 2017 Production
SK5
SK3
S7(A), S43(B)
Back Door Opener
Switch Assembly
L
UL
E
(∗17)
(∗18)
CTY
Full Latch
Switch
S30
Back Door Lock Assembly
ACT+
ACT−
S38
Back Door Lock Assembly
SK4
S15
Junction Connector
BE(RHD)
W(RHD)
BE(LHD)
W(LHD)
K56
Junction Connector
K3
E2

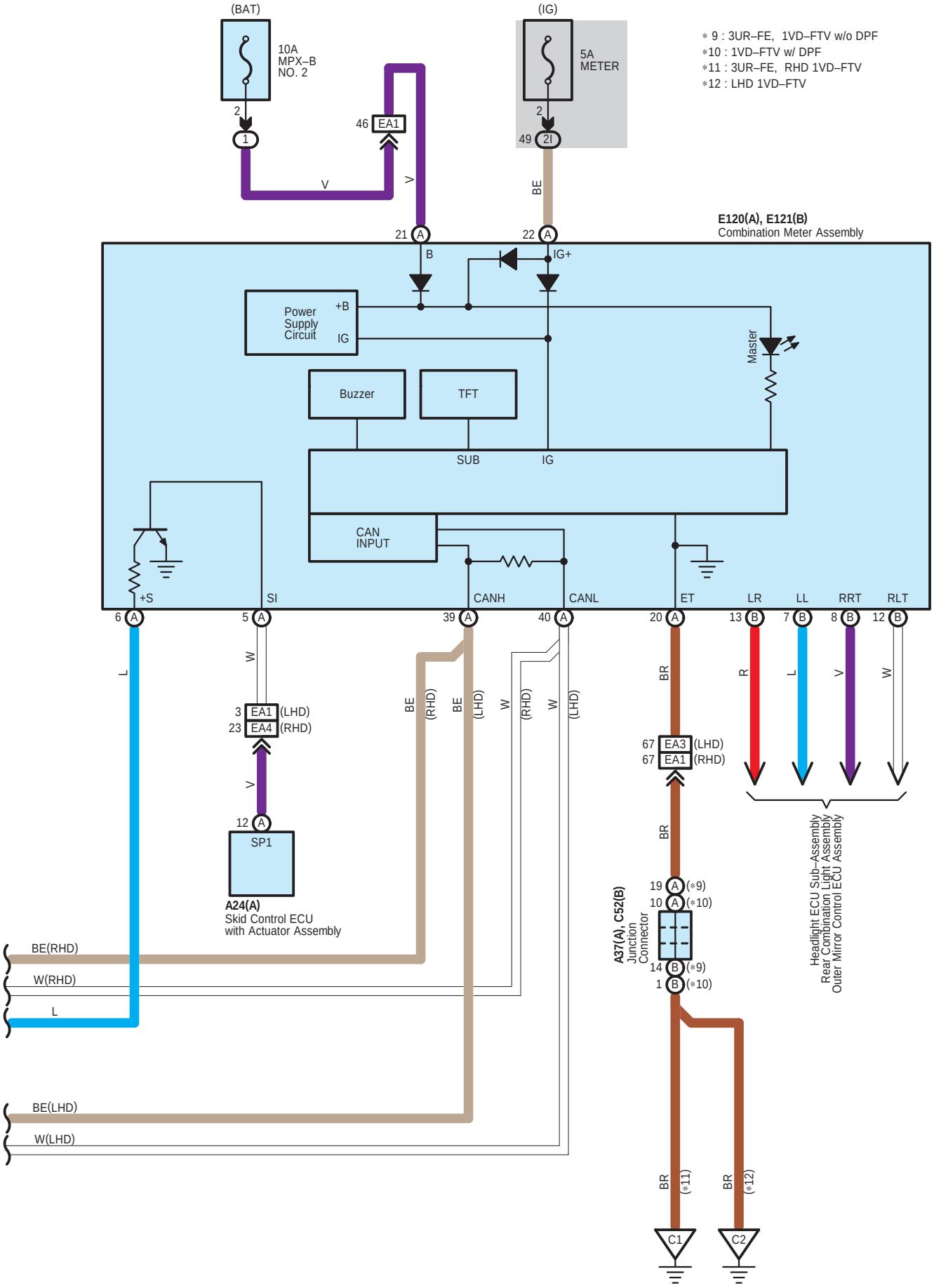
(BAT)
10A
MPX–B
NO. 2
(IG)
5A
METER
∗9 : 3UR–FE, 1VD–FTV w/o DPF
∗10 : 1VD–FTV w/ DPF
∗11 : 3UR–FE, RHD 1VD–FTV
∗12 : LHD 1VD–FTV
46 EA1
49 2I
V
BE
E120(A), E121(B)
Combination Meter Assembly
21 A
22 A
B
IG+
Power Supply Circuit
+B
IG
Master
Buzzer
TFT
SUB
IG
CAN INPUT
+S
SI
CANH
CANL
ET
LR
LL
RRT
RLT
6 A
5 A
39 A
40 A
20 A
13 B
7 B
8 B
12 B
L
W
BE (RHD)
BE (LHD)
W (RHD)
W (LHD)
BR
R
V
3 EA1 (LHD)
23 EA4 (RHD)
12 A
SP1
A24(A)
Skid Control ECU
with Actuator Assembly
67 EA3 (LHD)
67 EA1 (RHD)
Headlight ECU Sub–Assembly
Rear Combination Light Assembly
Outer Mirror Control ECU Assembly
19 A (∗9)
10 A (∗10)
A37(A), C52(B)
Junction Connector
14 B (∗9)
1 B (∗10)
BE(RHD)
W(RHD)
BE(LHD)
W(LHD)
BR (∗11)
BR (∗12)
C1
C2

A 4
Black

A 5
Black

A 19
Black

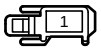

A 24
Black

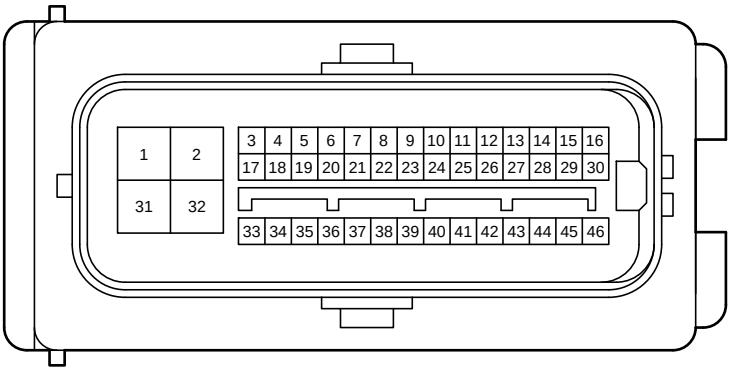

A 37
Blue

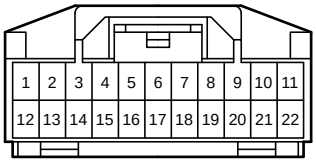

A 38
Black

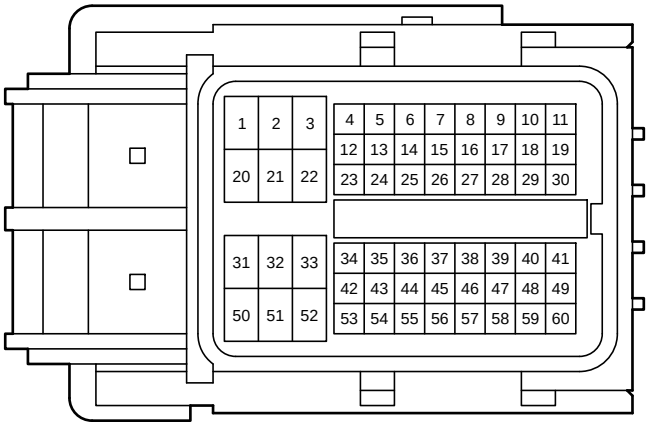

A 69
Gray

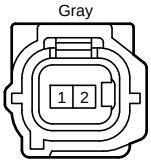

A 70
Gray

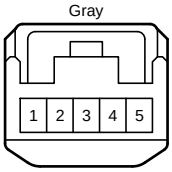

A 71
Black



A 74
White

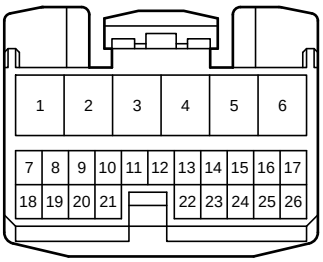

A 75
Gray

A 76
Black

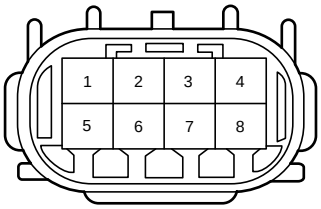

A 85
Black

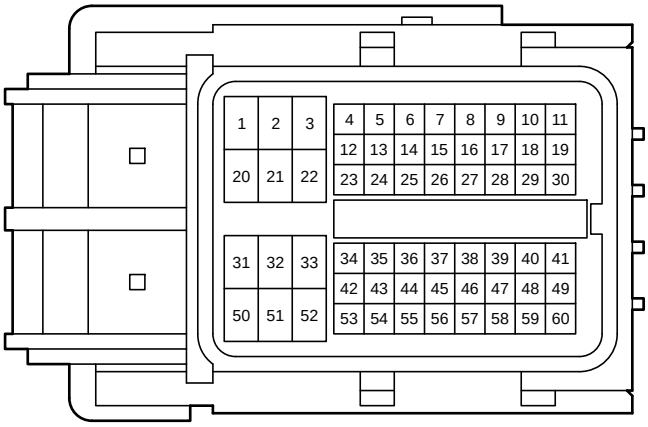

A 86
Black

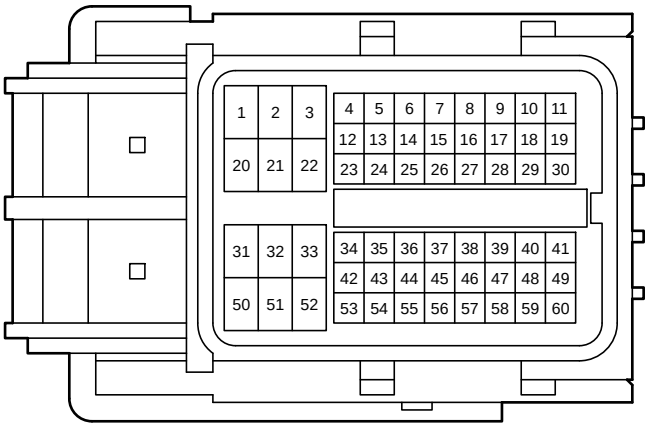

A 87
Black

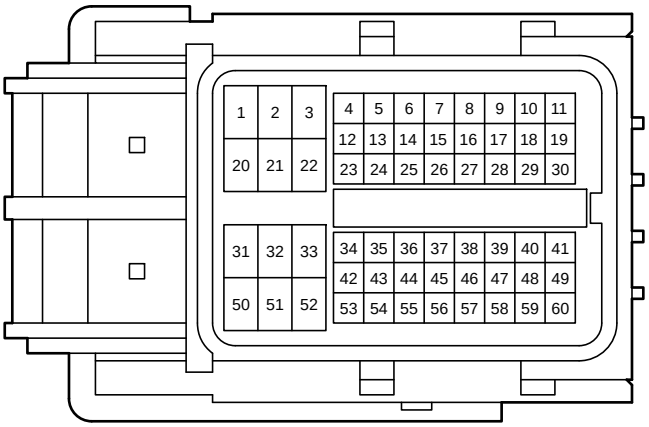

C 1
Black

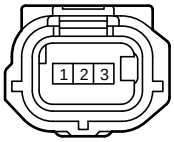

C 19
Gray

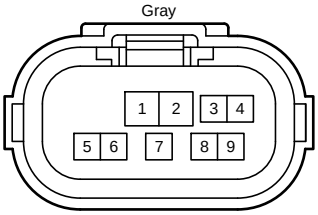

C 52
Blue

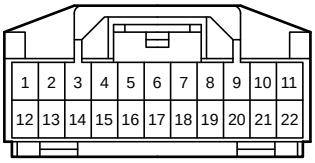

C 53
Black

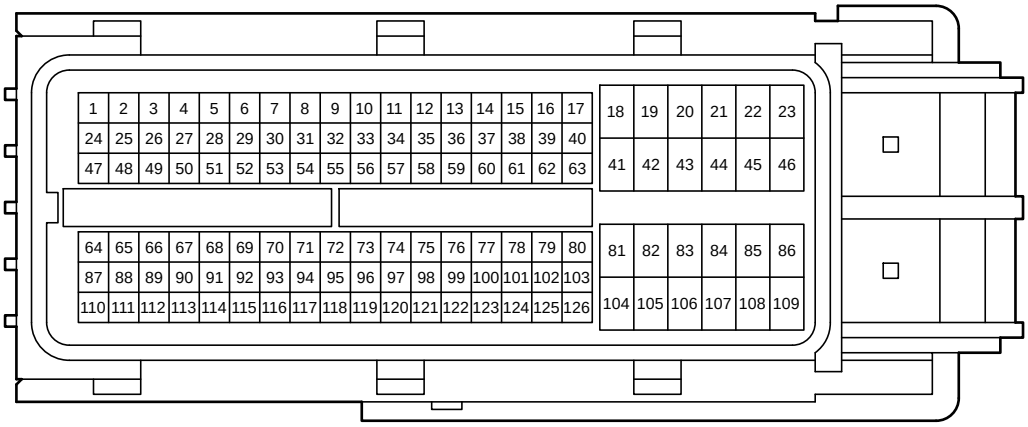

C 54
Black

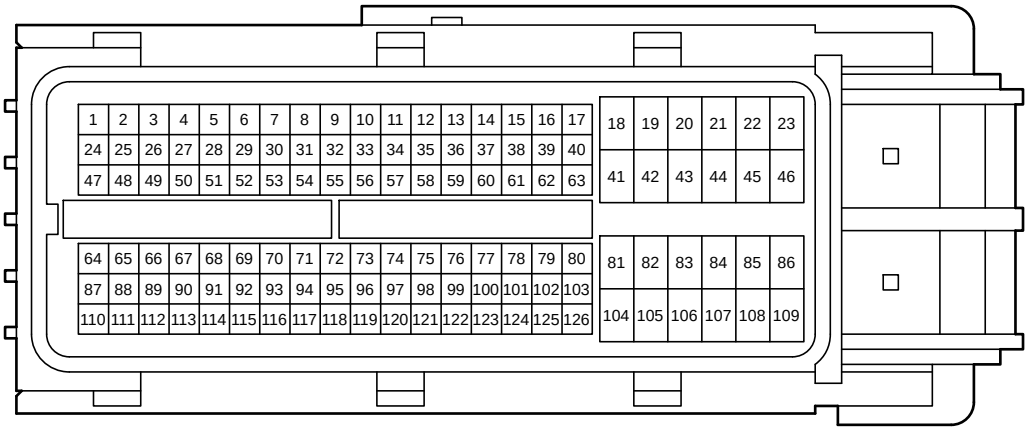

C 73
Black

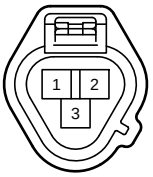

C108
Gray

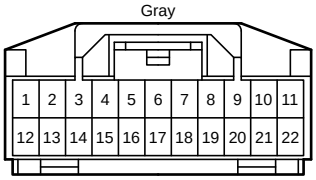

C110
Black

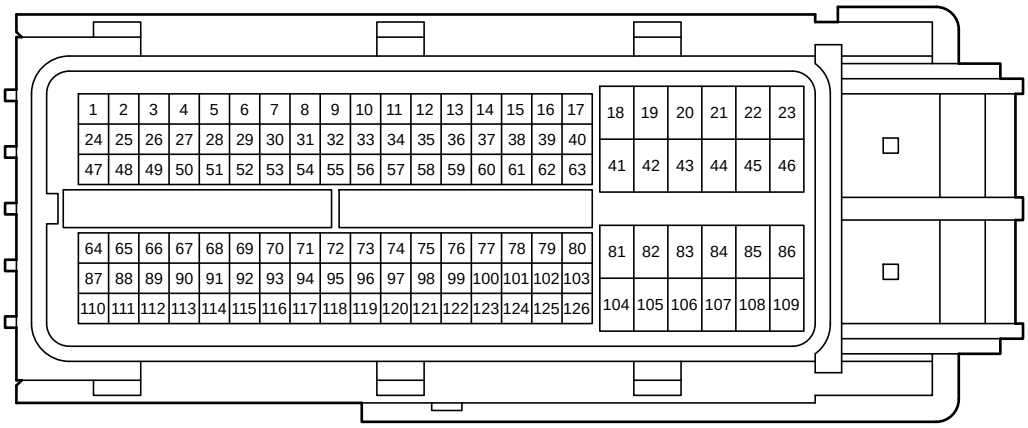

C138
Black

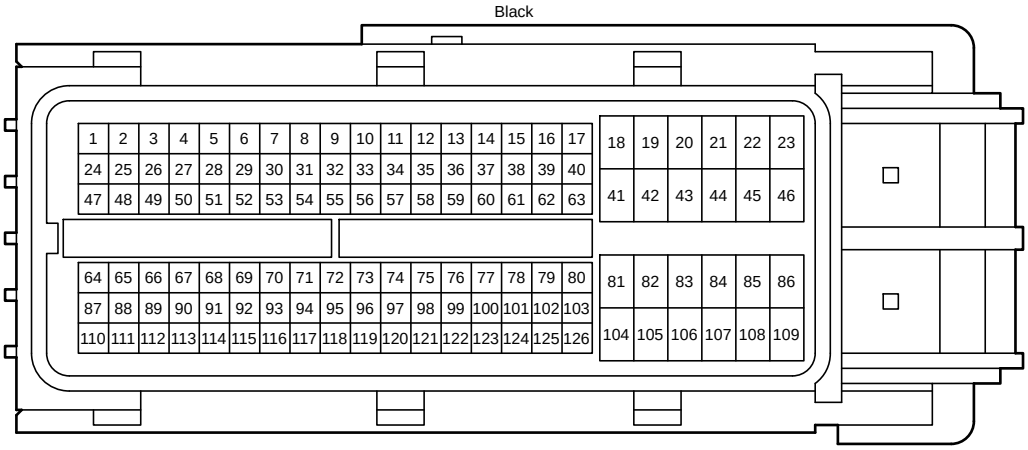

D 2
Black

D 3

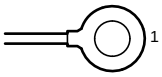

D 11
Black

D 12

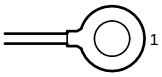

E 26
Black

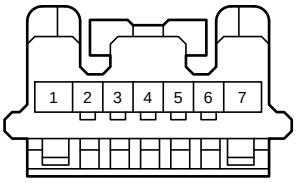

E 50
Black



E 51
White



E117
White

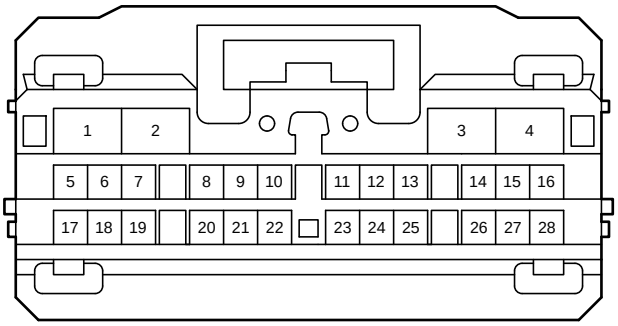

E118
White

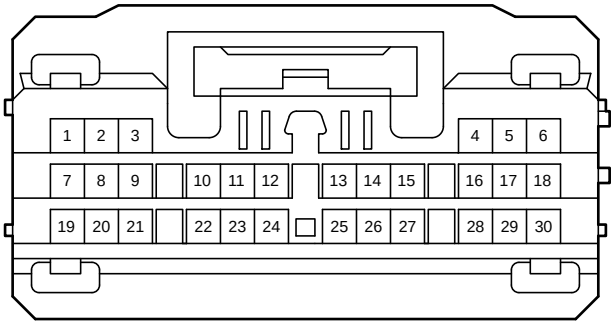

E120
Black

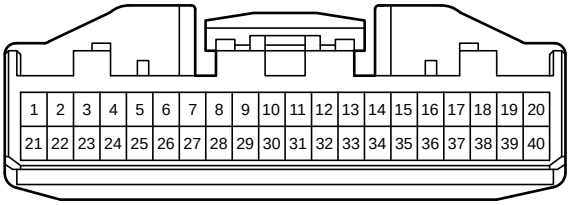

E121
Black

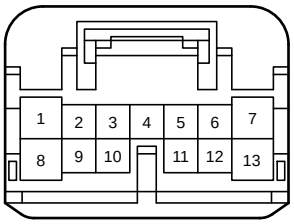

E134
Black

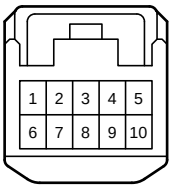

E136
White

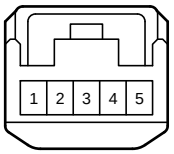

E142
White

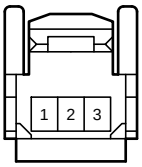

E148
Gray

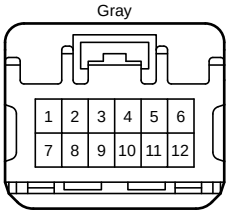

E149
White

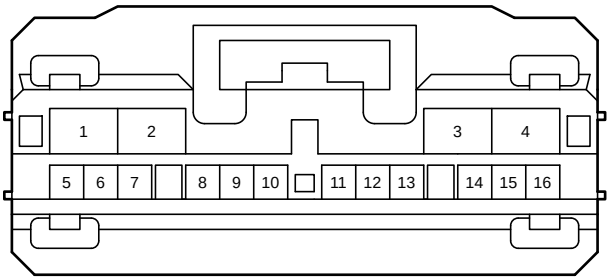

E150
Black

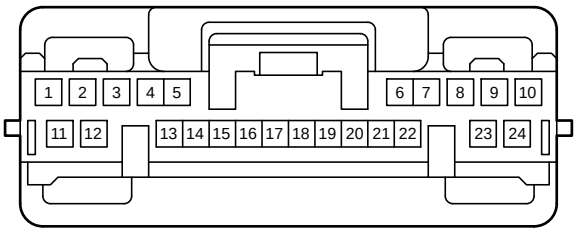

E151
Black

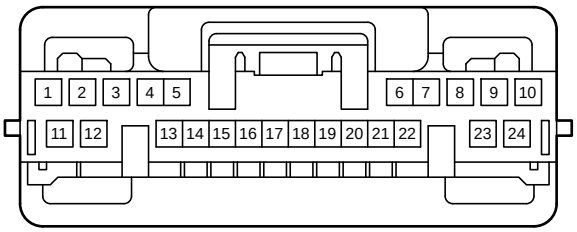

E153
White

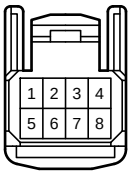

E154
Black

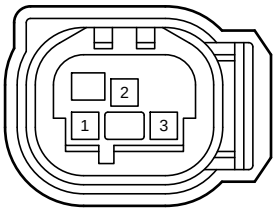

E158
White

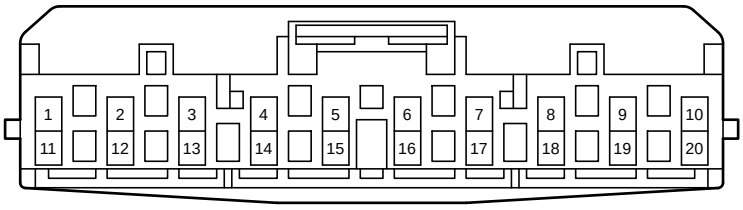

E160
Black

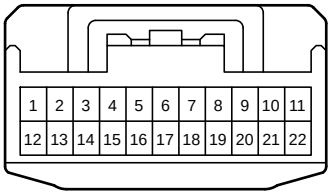

E161
White

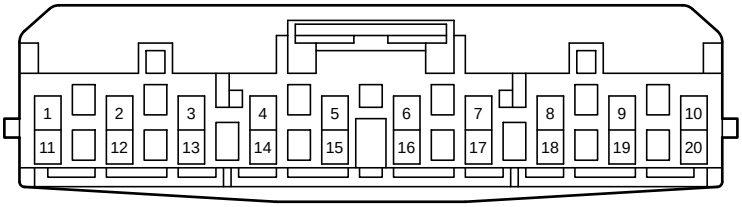

E162
Black

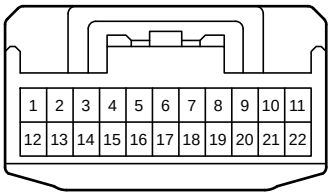

F 76
White

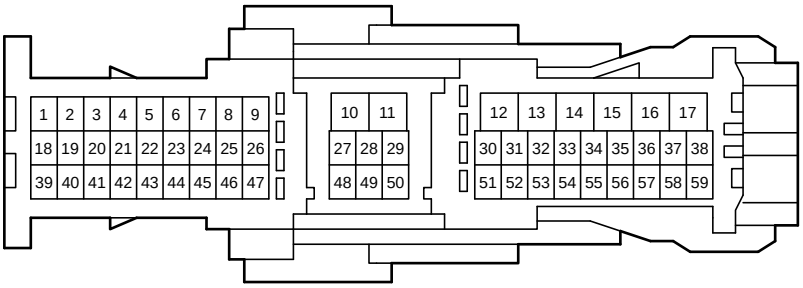

I 6
White

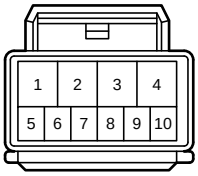

I 14
White

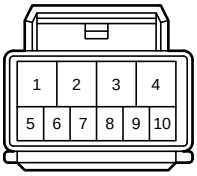

J 6
White

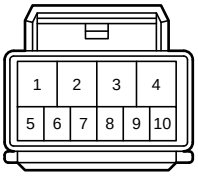

J 13
White

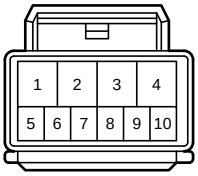

K 2
White

K 3
White

K 49
Black

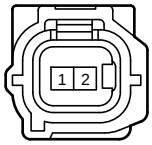

K 56
Black

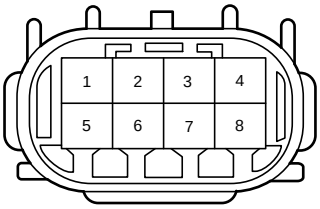

K 69
White



L 1
White

L 2
White

L 33
White

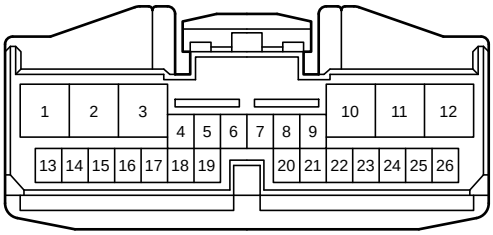

L 66
Gray

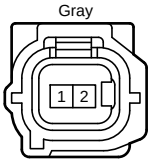

L 67
Gray

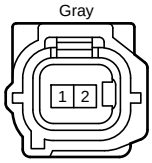

L 69
White

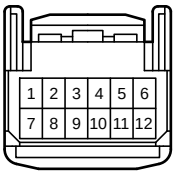

L 72
Black

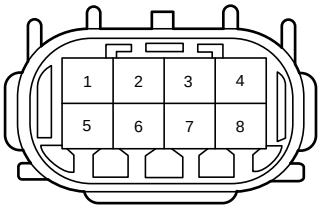

L 73
Black

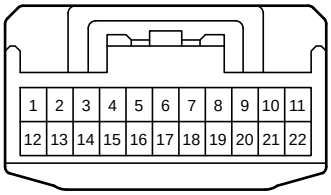

L 85
Blue

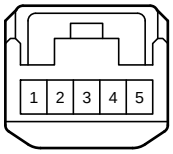

L 87
White



R 7
White

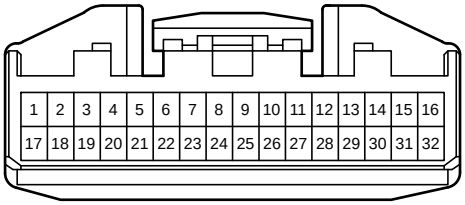

R 12
White

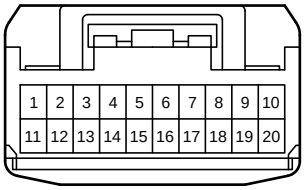

R 14
White

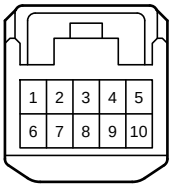

R 16
White

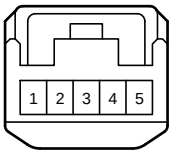

S 7
White

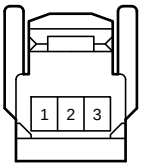

S 15
White

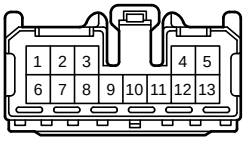

S 30
Gray



S 38
White



S 39
White

S 43
Black

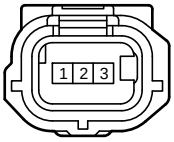

z 58
White

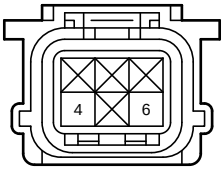

z 59
White

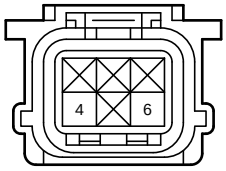

z 60
White

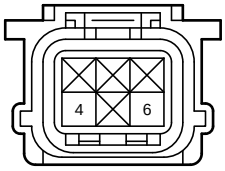

z 61
White

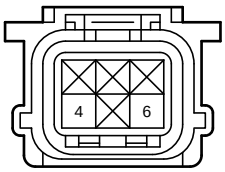

2H
White

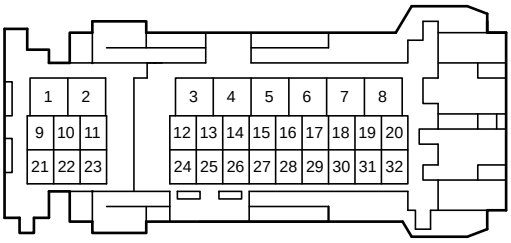

2I
White

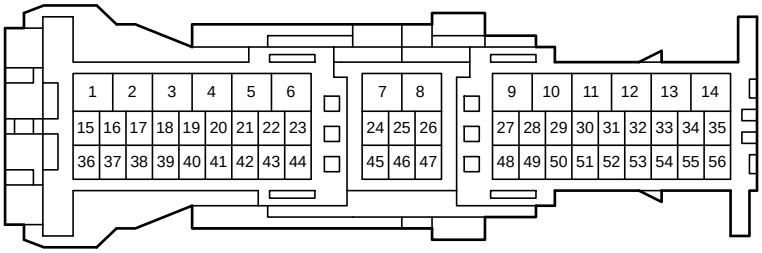

2J
White

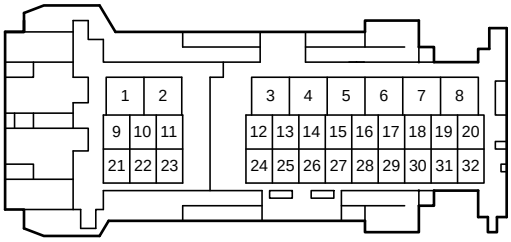

2K
White

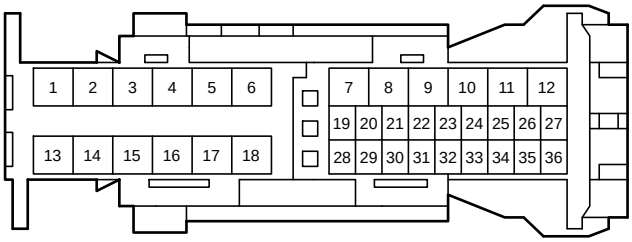

AD1
Black



CA3
White

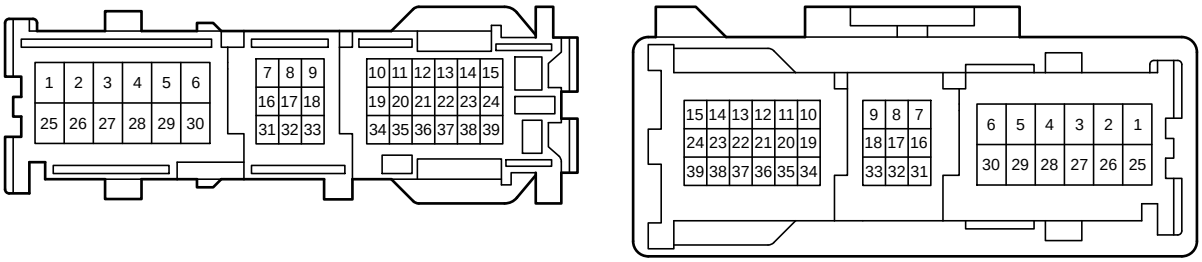

CA4
White

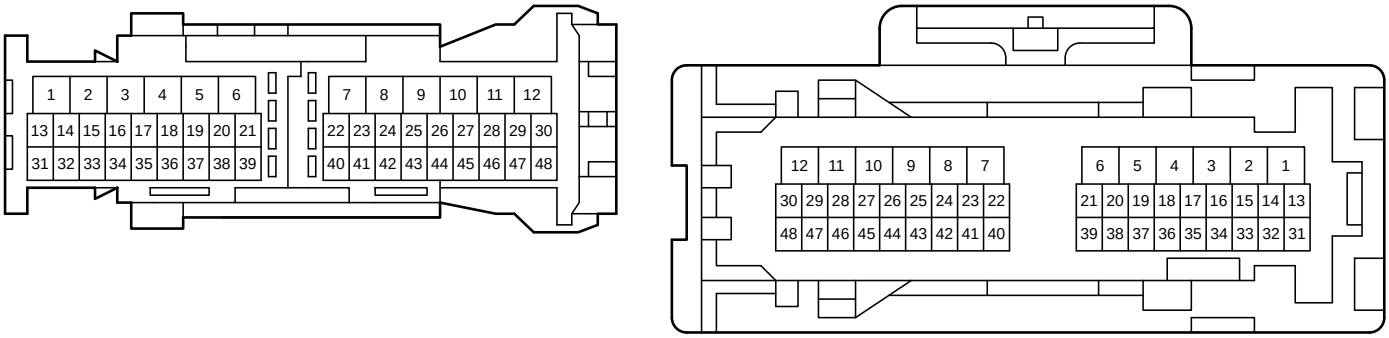

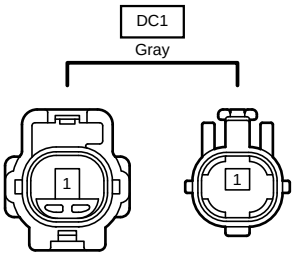
DC1
Gray
1
1

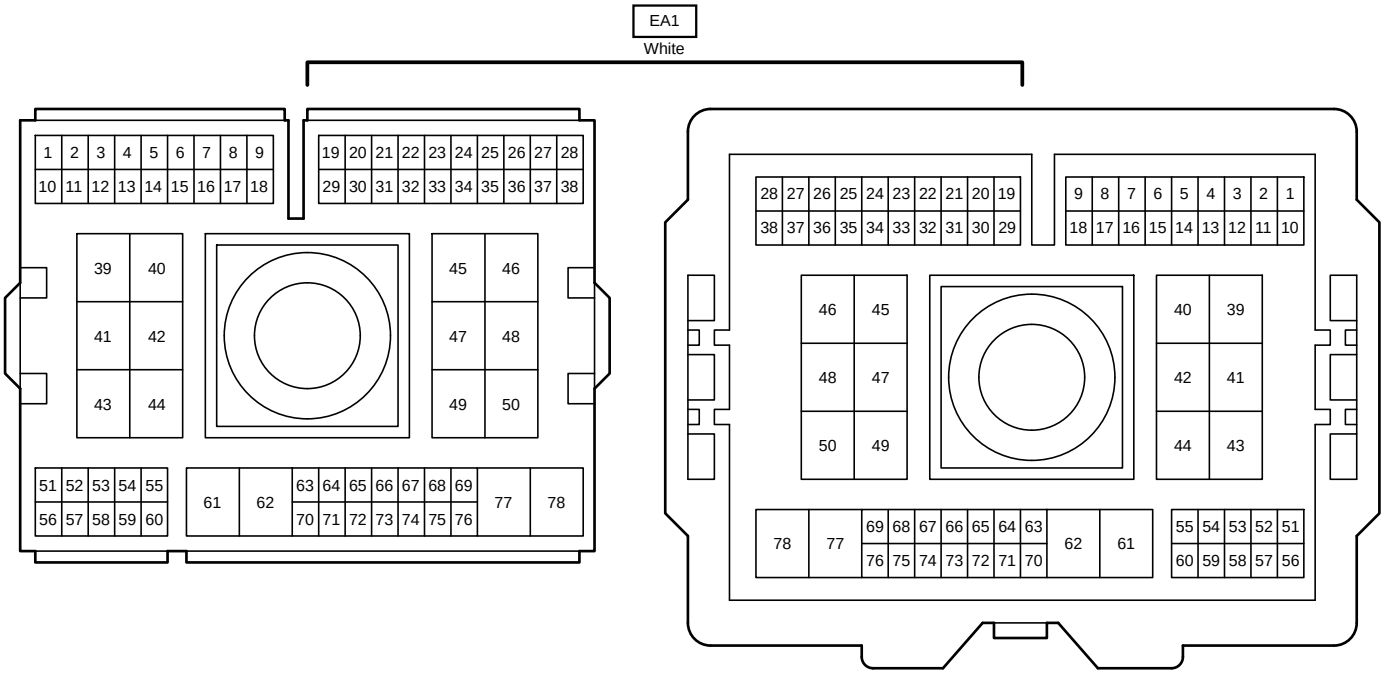
EA1
White

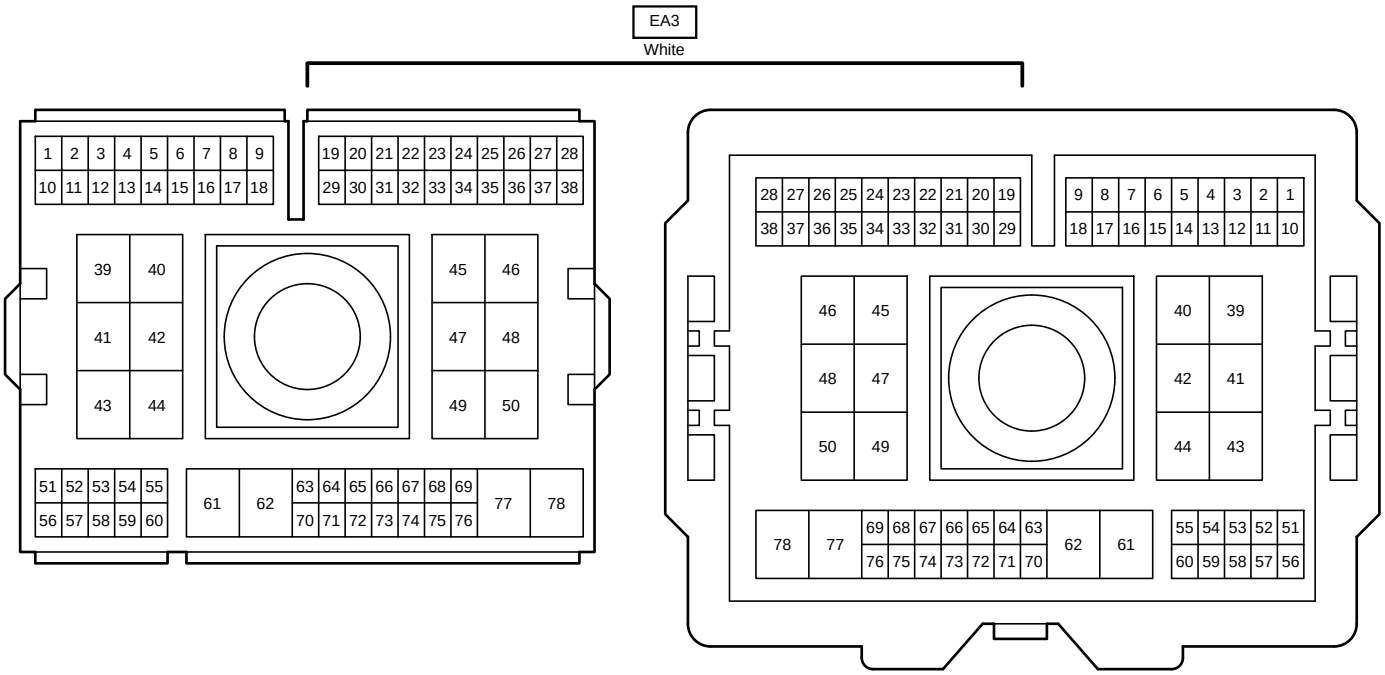
EA3
White

EA4
White

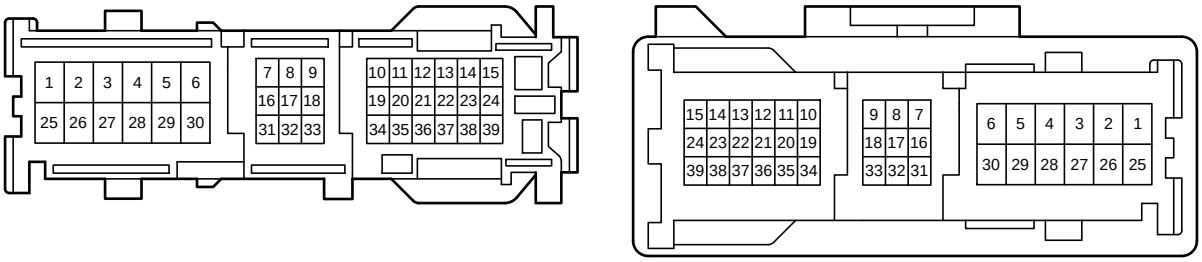

EE2
White

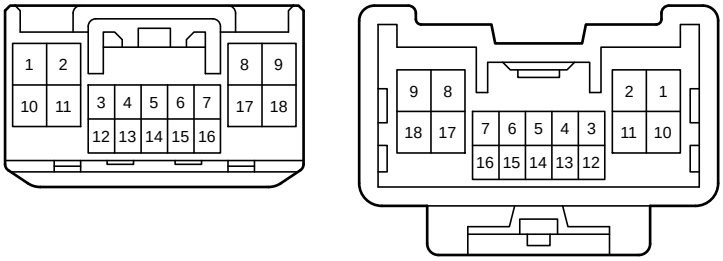

EK2
White

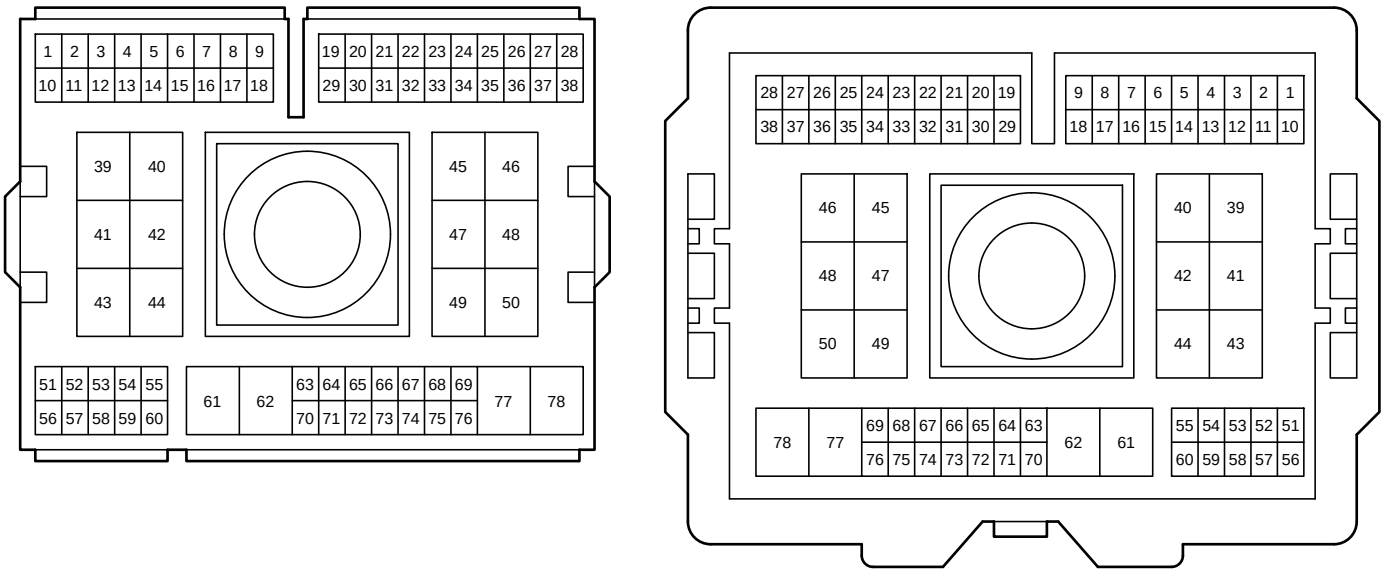

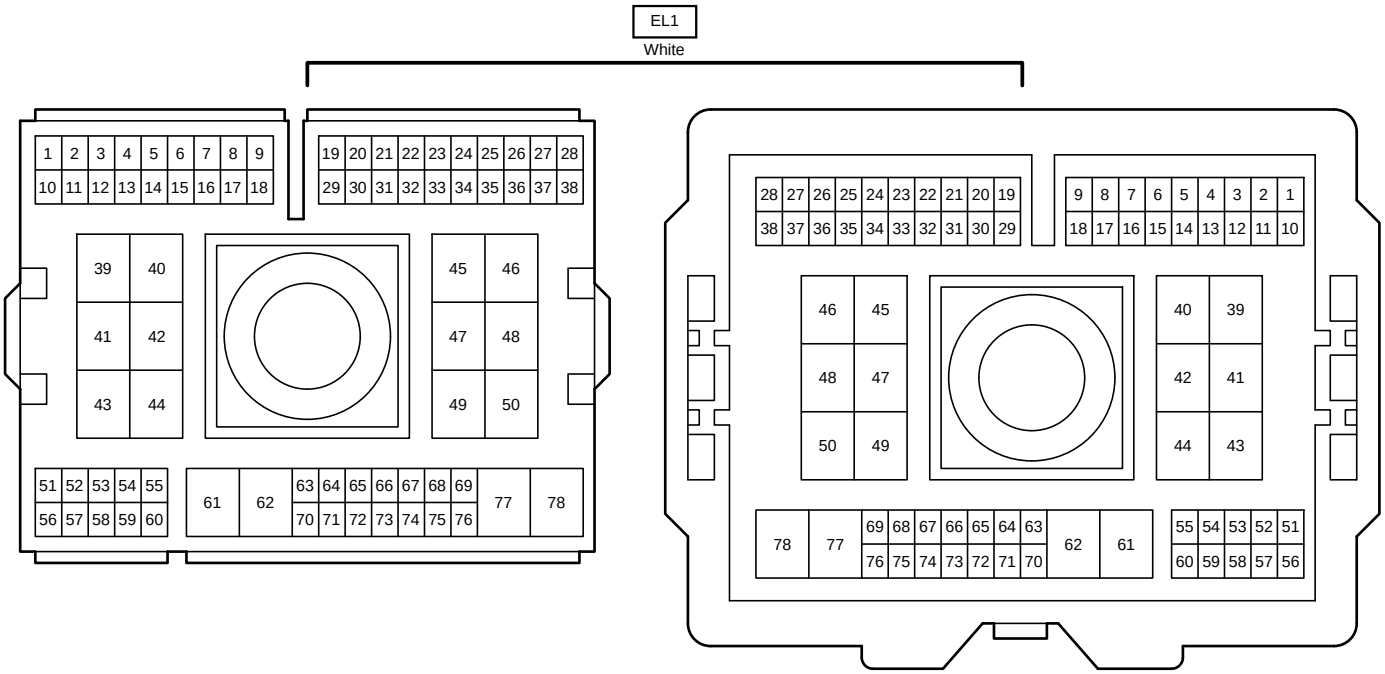
EL1
White

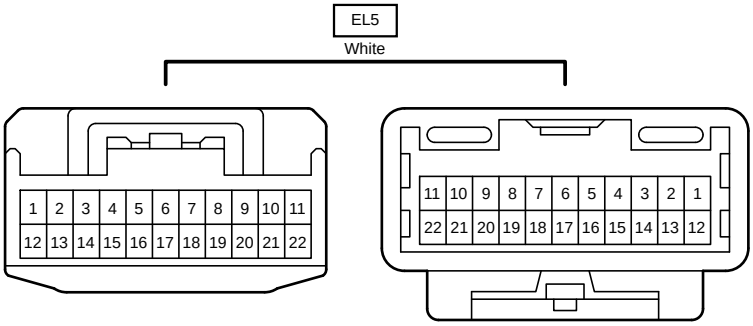
EL5
White

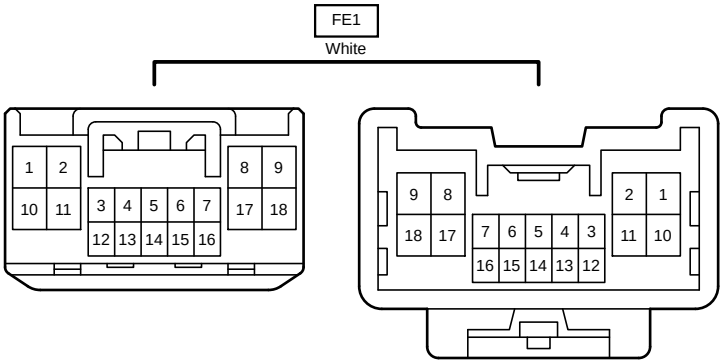
FE1
White

IE2
Blue

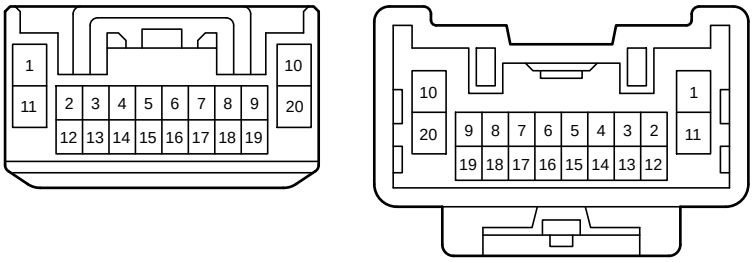

IE3
White

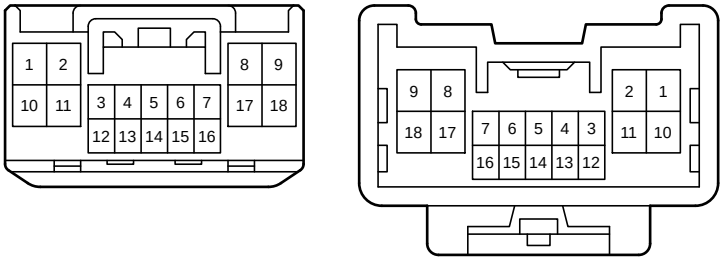

IE5
Blue

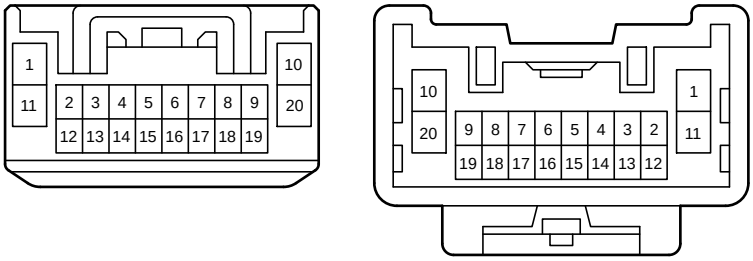

IE6
White

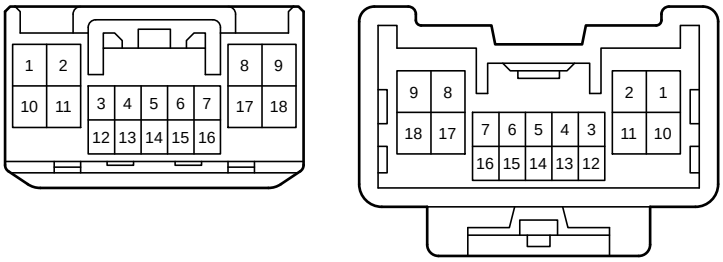

JK1
White

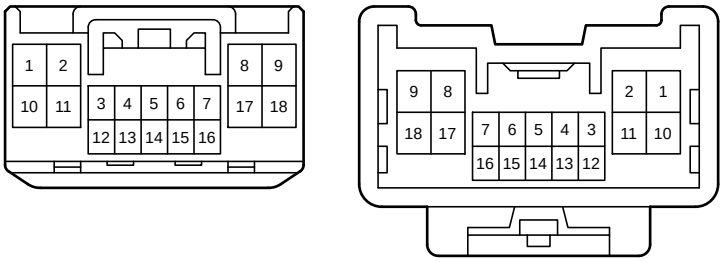

JK2
White

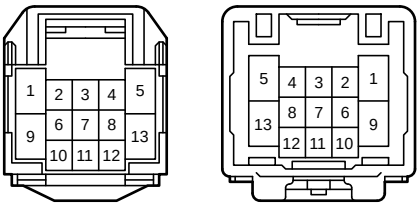

JL1
White

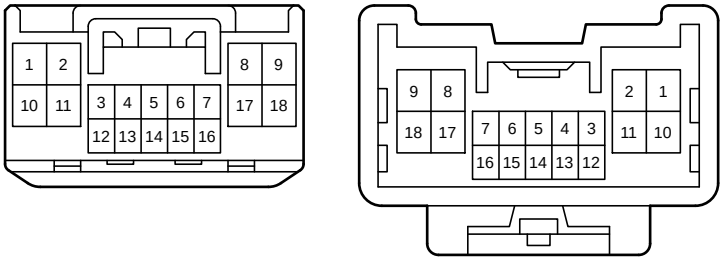

JL2
White

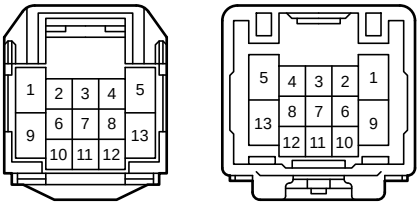

KL2
White

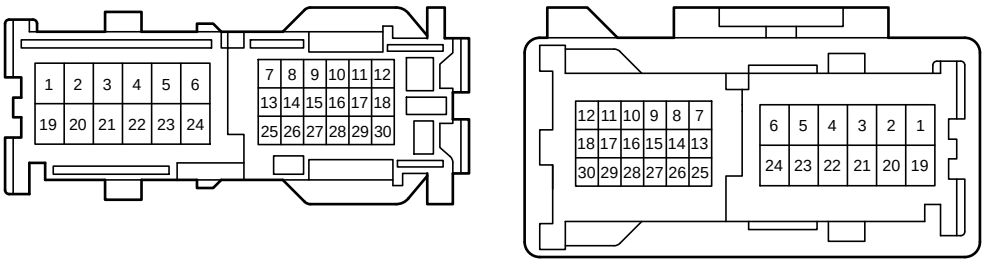

RE1
White

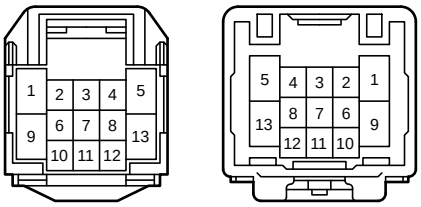

RE2
Blue

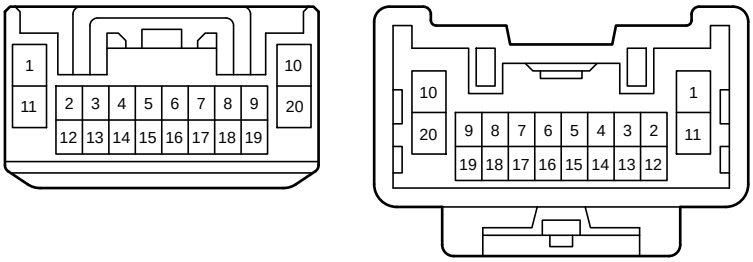

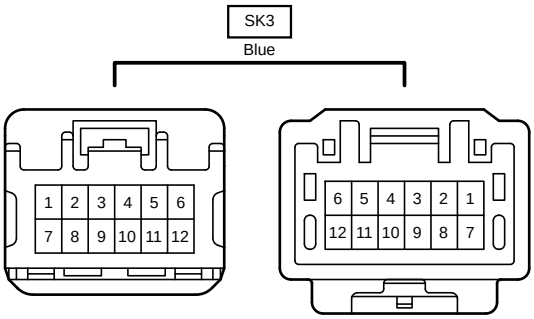
SK3
Blue
1 2 3 4 5 6
7 8 9 10 11 12
6 5 4 3 2 1
12 11 10 9 8 7

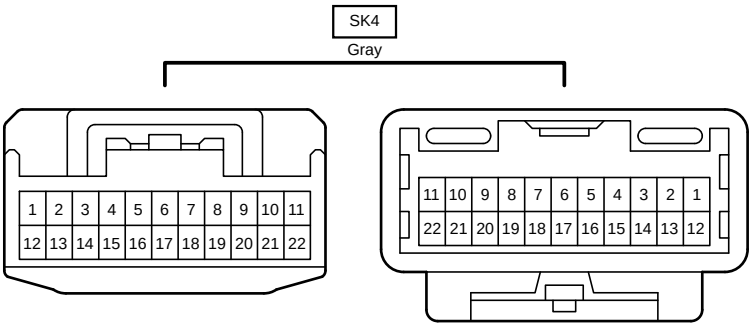
SK4
Gray
1 2 3 4 5 6 7 8 9 10 11
12 13 14 15 16 17 18 19 20 21 22
11 10 9 8 7 6 5 4 3 2 1
22 21 20 19 18 17 16 15 14 13 12

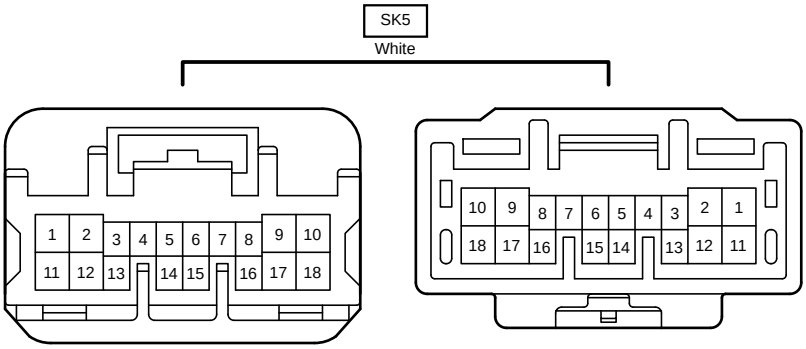
SK5
White
1 2 3 4 5 6 7 8 9 10
11 12 13 14 15 16 17 18
10 9 8 7 6 5 4 3 2 1
18 17 16 15 14 13 12 11

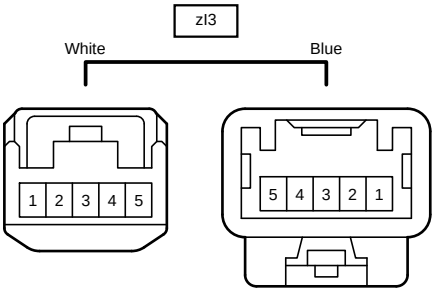
zI3
White
Blue
1 2 3 4 5
5 4 3 2 1

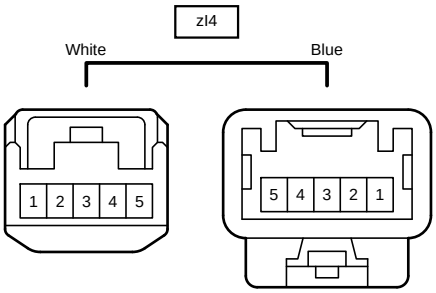
zI4
White
Blue
1 2 3 4 5
5 4 3 2 1

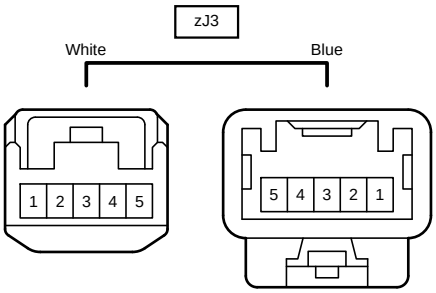
zJ3
White
Blue
1 2 3 4 5
5 4 3 2 1

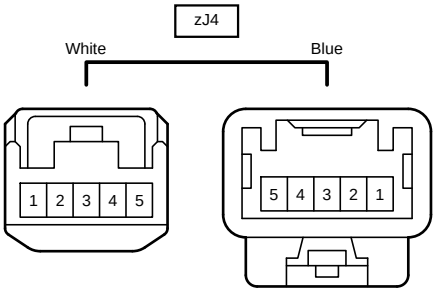
zJ4
White
Blue
1 2 3 4 5
5 4 3 2 1