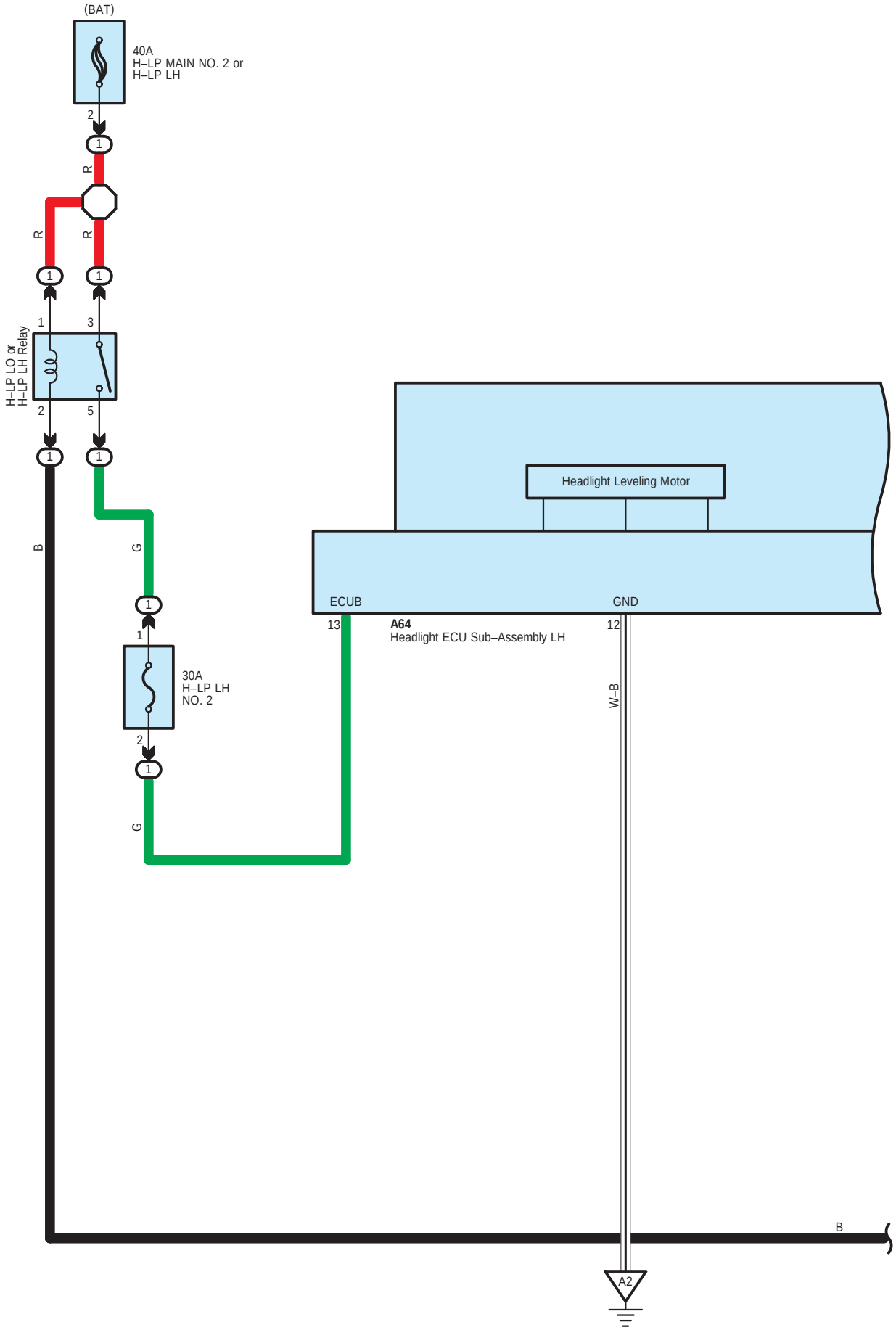
(BAT)
40A
H–LP MAIN NO. 2 or
H–LP LH
2
1
R
R
R
1
1
1
3
H–LP LO or
H–LP LH Relay
2
5
1
1
B
G
1
1
30A
H–LP LH
NO. 2
2
1
G
Headlight Leveling Motor
ECUB
GND
13
A64
Headlight ECU Sub–Assembly LH
12
W–B
B
A2

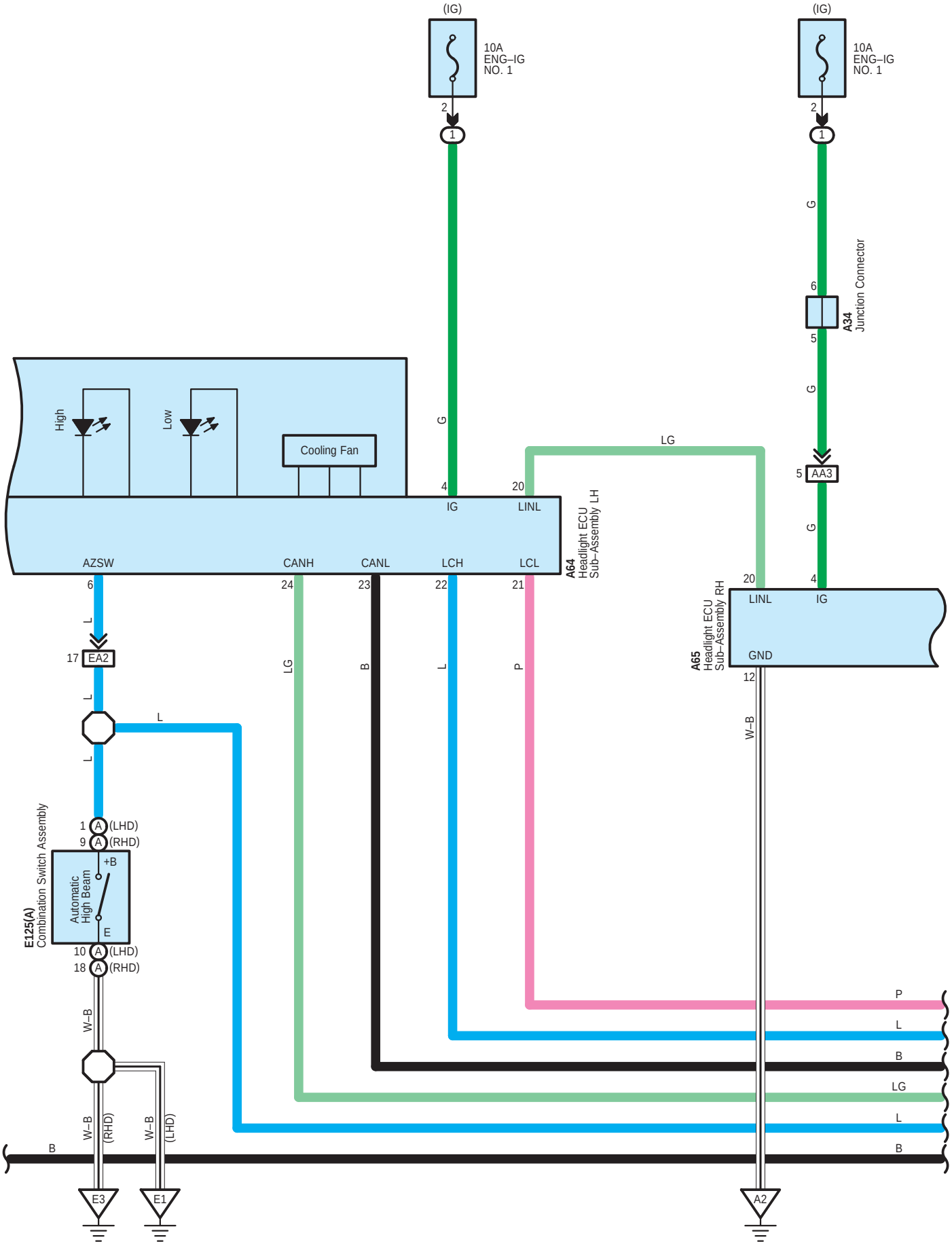
(IG)
10A
ENG–IG
NO. 1
(IG)
10A
ENG–IG
NO. 1
A34
Junction Connector
High
Low
Cooling Fan
IG
LINL
AZSW
CANH
CANL
LCH
LCL
A64
Headlight ECU
Sub–Assembly LH
LINL
IG
GND
A65
Headlight ECU
Sub–Assembly RH
EA2
E125(A)
Combination Switch Assembly
Automatic
High Beam
+B
E
(LHD)
(RHD)
(LHD)
(RHD)
W–B
(RHD)
(LHD)
E3
E1
A2

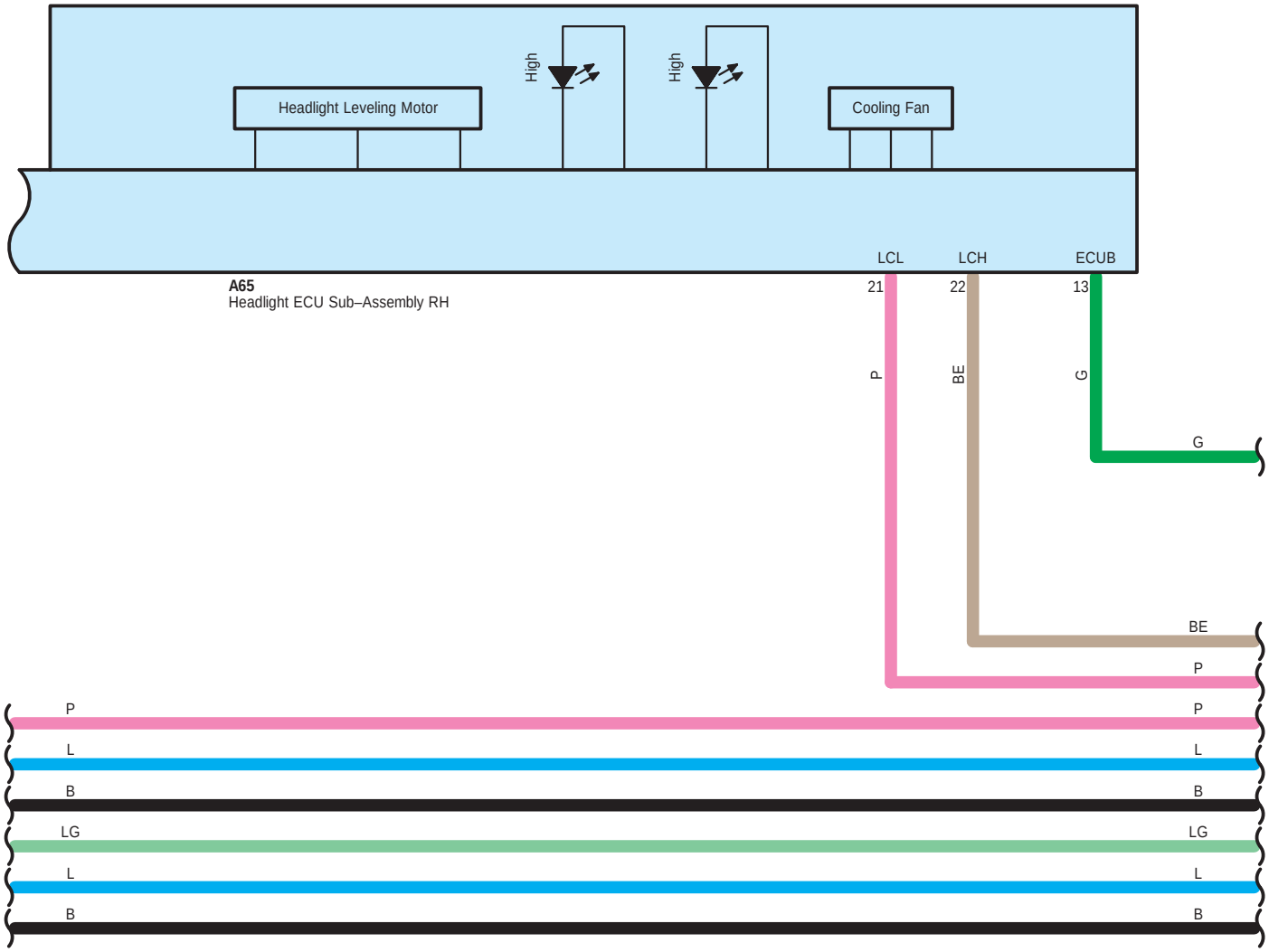
High
High
Headlight Leveling Motor
Cooling Fan
LCL
LCH
ECUB
A65
Headlight ECU Sub–Assembly RH
21
22
13
P
BE
G
G
BE
P
P
P
L
L
B
B
LG
LG
L
L
B
B

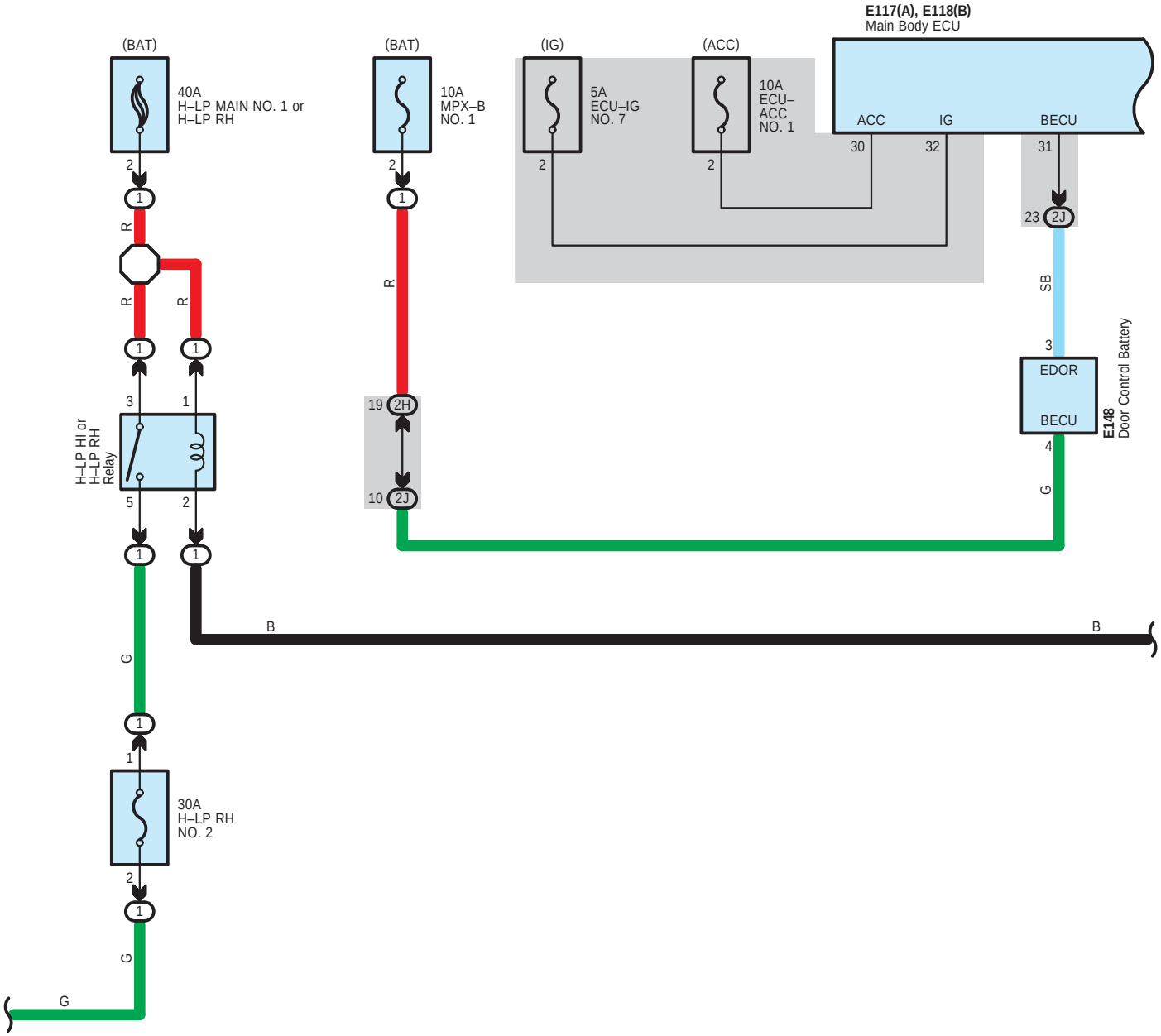
E117(A), E118(B)
Main Body ECU
(BAT)
40A
H–LP MAIN NO. 1 or
H–LP RH
(BAT)
10A
MPX–B
NO. 1
(IG)
5A
ECU–IG
NO. 7
(ACC)
10A
ECU–
ACC
NO. 1
ACC
IG
BECU
30
32
31
23
2J
SB
3
EDOR
BECU
E148
Door Control Battery
4
G
R
H–LP HI or
H–LP RH
Relay
5
2
19
2H
10
2J
B
30A
H–LP RH
NO. 2

BE
P
P
L
B
LG
L
B

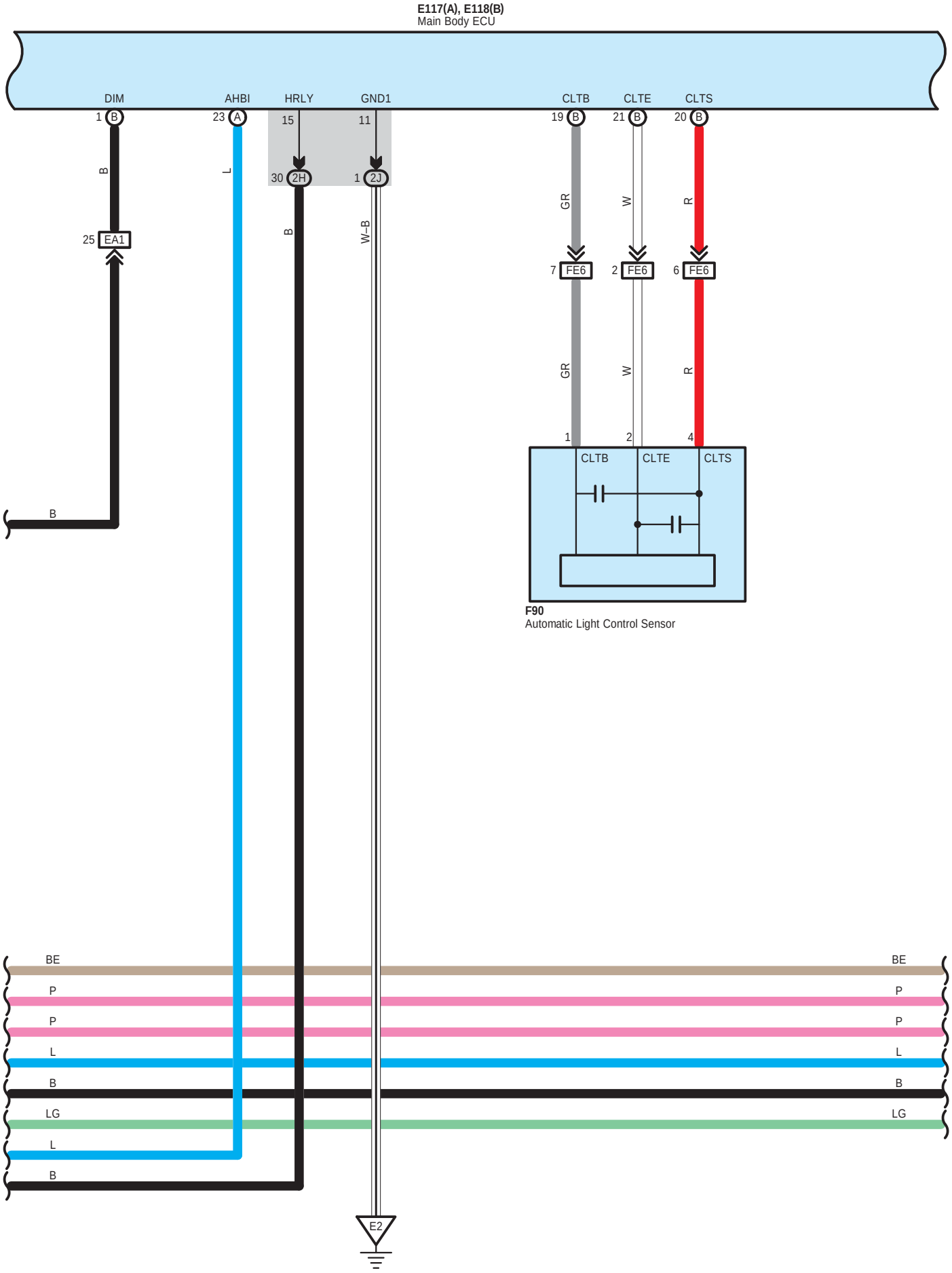
E117(A), E118(B)
Main Body ECU
DIM
AHBI
HRLY
GND1
CLTB
CLTE
CLTS
1 B
23 A
15
11
19 B
21 B
20 B
30 2H
1 2J
B
L
B
W–B
GR
W
R
25 EA1
7 FE6
2 FE6
6 FE6
GR
W
R
1
2
4
CLTB
CLTE
CLTS
B
F90
Automatic Light Control Sensor
BE
P
P
L
B
LG
L
B
BE
P
P
L
B
LG
E2

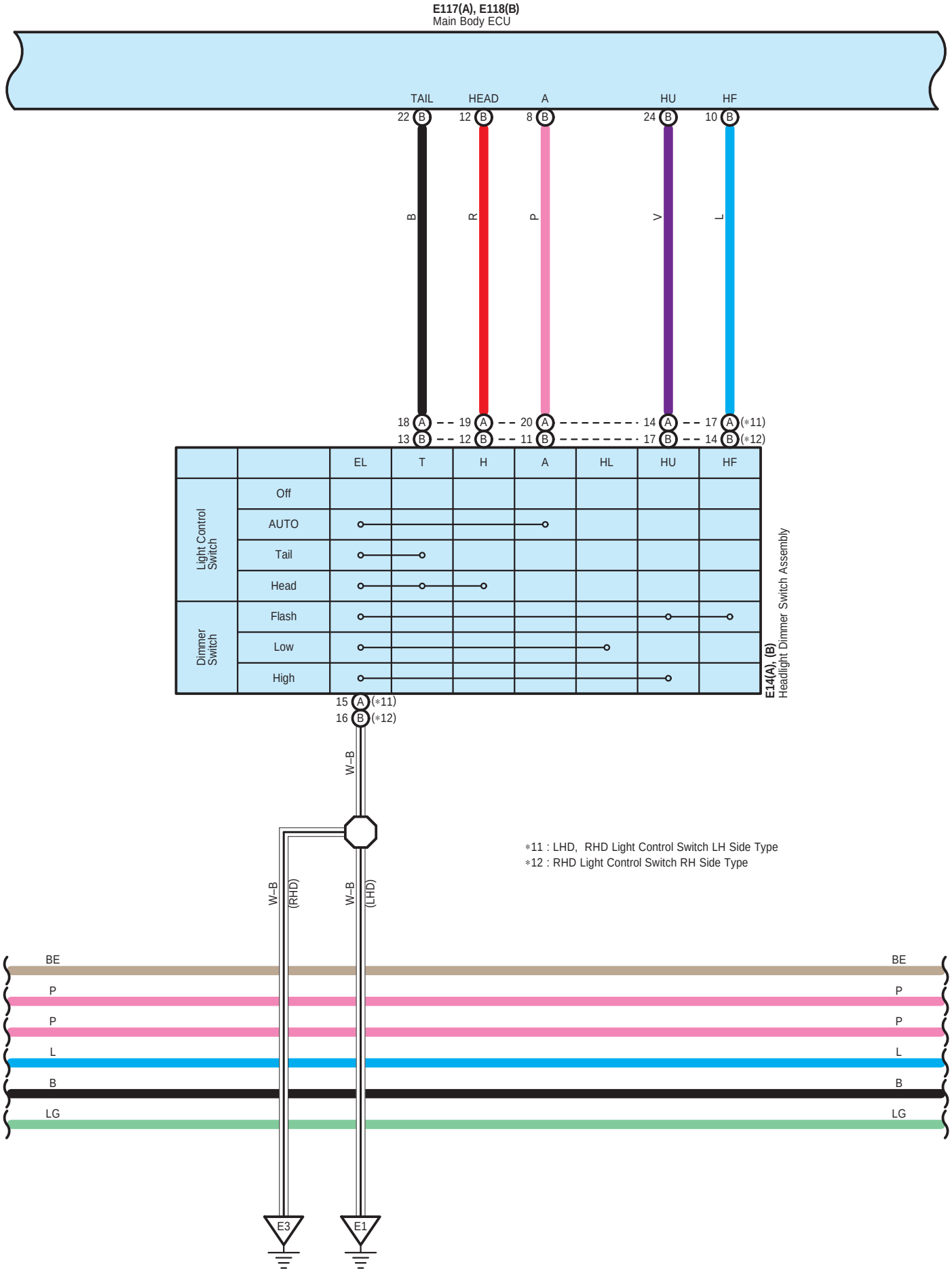
E117(A), E118(B)
Main Body ECU
TAIL
HEAD
A
HU
HF
22 B
12 B
8 B
24 B
10 B
B
R
P
V
L
18 A
19 A
20 A
14 A
17 A (*11)
13 B
12 B
11 B
17 B
14 B (*12)
EL
T
H
A
HL
HU
HF
Light Control Switch
Off
AUTO
Tail
Head
Dimmer Switch
Flash
Low
High
E14(A), (B)
Headlight Dimmer Switch Assembly
15 A (*11)
16 B (*12)
W–B
W–B
(RHD)
W–B
(LHD)
*11 : LHD, RHD Light Control Switch LH Side Type
*12 : RHD Light Control Switch RH Side Type
BE
P
P
L
B
LG
E3
E1

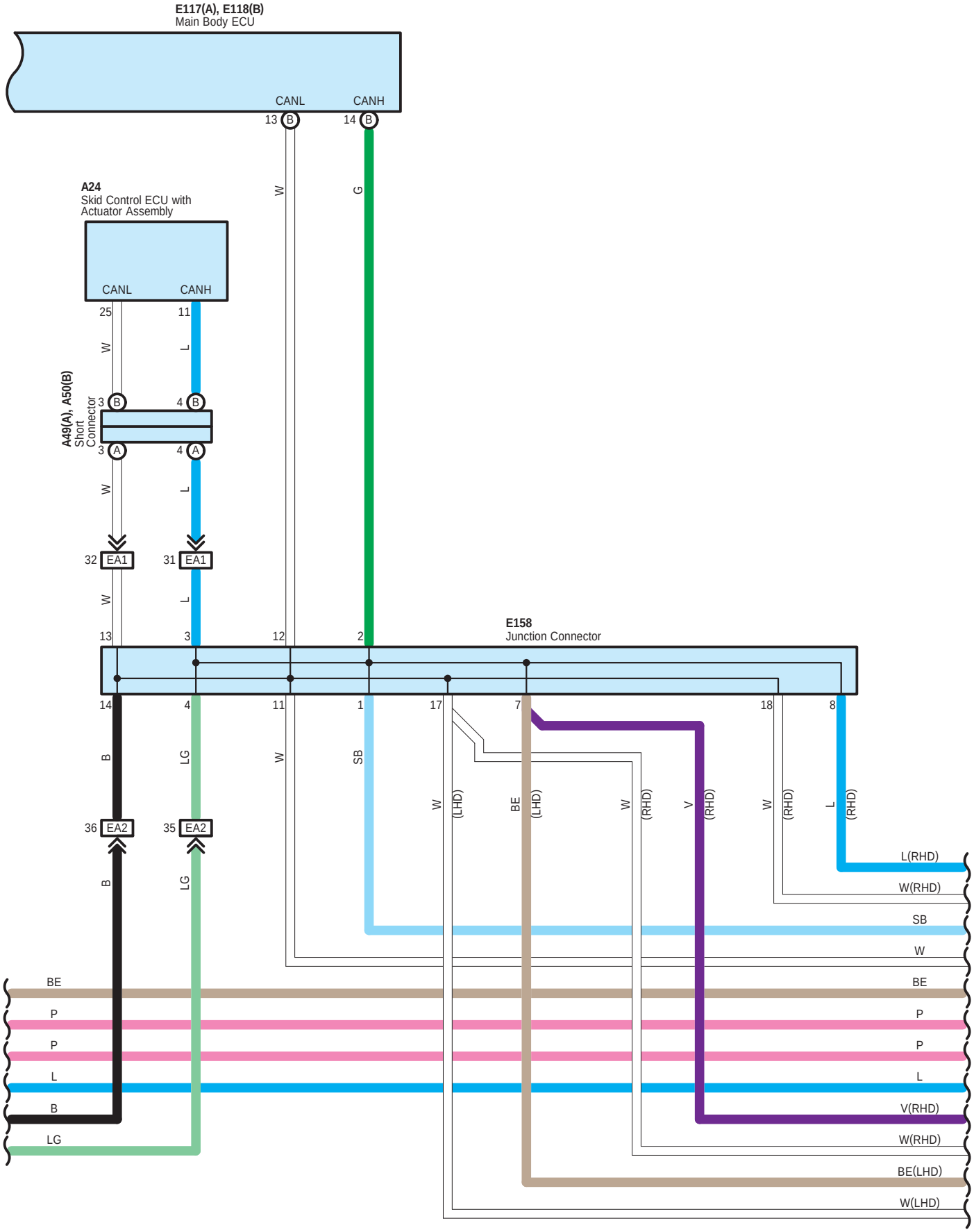
E117(A), E118(B)
Main Body ECU
CANL
CANH
13 B
14 B
A24
Skid Control ECU with
Actuator Assembly
CANL
CANH
25
11
W
L
A49(A), A50(B)
Short
Connector
3 B
4 B
3 A
4 A
W
L
32 EA1
31 EA1
W
L
13
3
12
2
E158
Junction Connector
14
4
11
1
17
7
18
8
B
LG
W
SB
W (LHD)
BE (LHD)
W (RHD)
V (RHD)
W (RHD)
L (RHD)
36 EA2
35 EA2
B
LG
L(RHD)
W(RHD)
SB
W
BE
P
P
L
B
LG
BE
P
P
L
V(RHD)
W(RHD)
BE(LHD)
W(LHD)

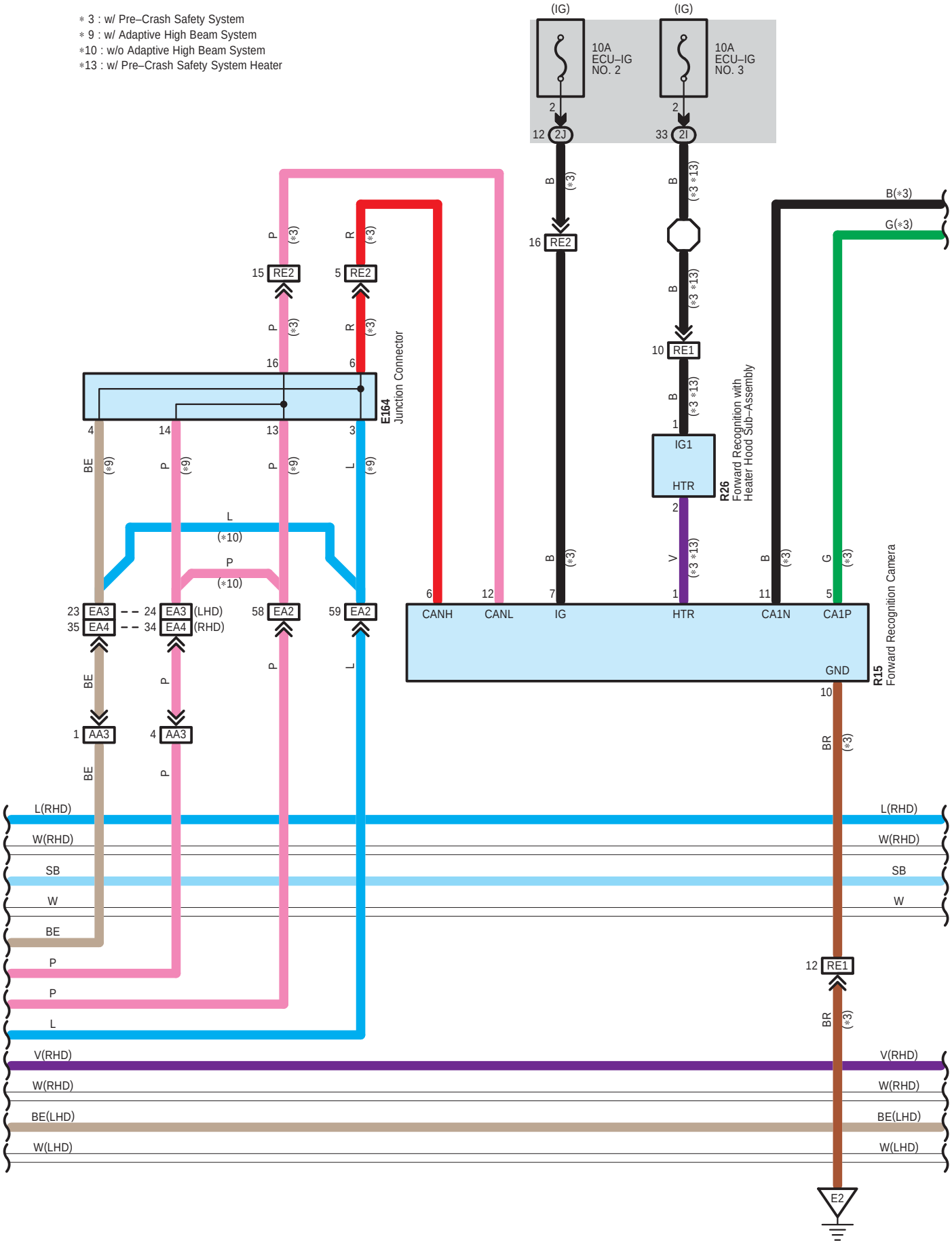
∗ 3 : w/ Pre–Crash Safety System
∗ 9 : w/ Adaptive High Beam System
∗10 : w/o Adaptive High Beam System
∗13 : w/ Pre–Crash Safety System Heater
(IG)
10A ECU–IG NO. 2
10A ECU–IG NO. 3
2J
2I
RE2
RE1
IG1
HTR
R26 Forward Recognition with Heater Hood Sub–Assembly
E164 Junction Connector
EA3
EA4
EA2
AA3
(LHD)
(RHD)
CANH
CANL
IG
HTR
CA1N
CA1P
GND
R15 Forward Recognition Camera
E2
B(∗3)
G(∗3)
L(RHD)
W(RHD)
SB
W
BE
P
L
V(RHD)
BE(LHD)
W(LHD)

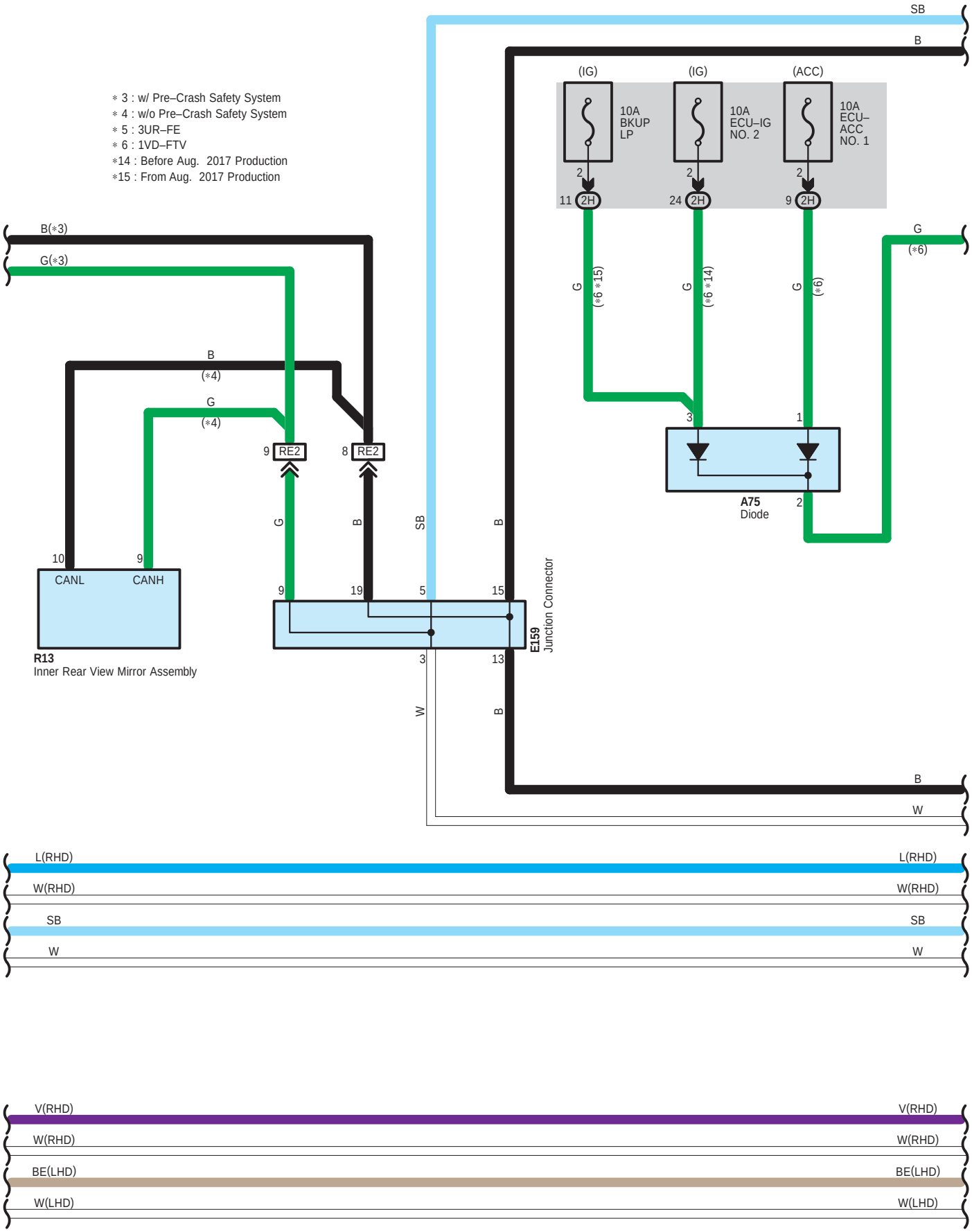
∗ 3 : w/ Pre–Crash Safety System
∗ 4 : w/o Pre–Crash Safety System
∗ 5 : 3UR–FE
∗ 6 : 1VD–FTV
∗14 : Before Aug. 2017 Production
∗15 : From Aug. 2017 Production
SB
B
(IG)
(IG)
(ACC)
10A BKUP LP
10A ECU–IG NO. 2
10A ECU–ACC NO. 1
2
2
2
11 2H
24 2H
9 2H
B(∗3)
G(∗3)
G
(∗6)
G
(∗6 ∗15)
G
(∗6 ∗14)
G
(∗6)
B
(∗4)
G
(∗4)
9 RE2
8 RE2
3
1
A75
Diode
2
G
B
SB
B
10
9
CANL
CANH
9
19
5
15
E159
Junction Connector
R13
Inner Rear View Mirror Assembly
3
13
W
B
B
W
L(RHD)
L(RHD)
W(RHD)
W(RHD)
SB
SB
W
W
V(RHD)
V(RHD)
W(RHD)
W(RHD)
BE(LHD)
BE(LHD)
W(LHD)
W(LHD)

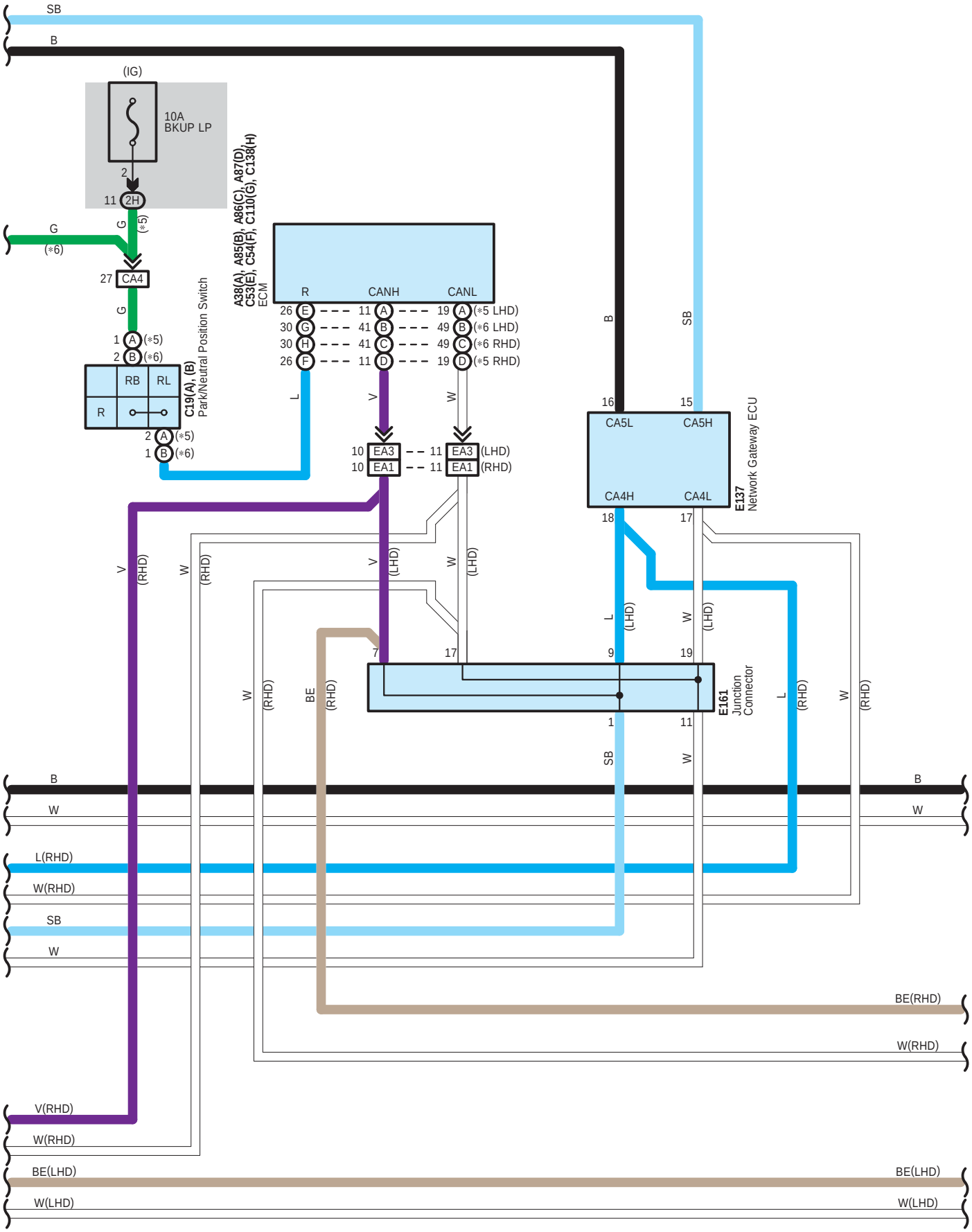
SB
B
(IG)
10A
BKUP LP
2
11 2H
G
(*5)
G
(*6)
27 CA4
G
1 A (*5)
2 B (*6)
RB
RL
R
C19(A), (B)
Park/Neutral Position Switch
2 A (*5)
1 B (*6)
A38(A), A85(B), A86(C), A87(D),
C53(E), C54(F), C110(G), C138(H)
ECM
R
CANH
CANL
26 E
30 G
30 H
26 F
11 A
41 B
41 C
11 D
19 A (*5 LHD)
49 B (*6 LHD)
49 C (*6 RHD)
19 D (*5 RHD)
L
V
W
10 EA3
10 EA1
11 EA3 (LHD)
11 EA1 (RHD)
B
SB
16
15
CA5L
CA5H
CA4H
CA4L
E137
Network Gateway ECU
18
17
V (RHD)
W (RHD)
V (LHD)
W (LHD)
L (LHD)
W (LHD)
7
17
9
19
E161
Junction
Connector
1
11
SB
W
W (RHD)
BE (RHD)
L (RHD)
W (RHD)
B
W
L(RHD)
W(RHD)
SB
W
BE(RHD)
W(RHD)
V(RHD)
W(RHD)
BE(LHD)
W(LHD)

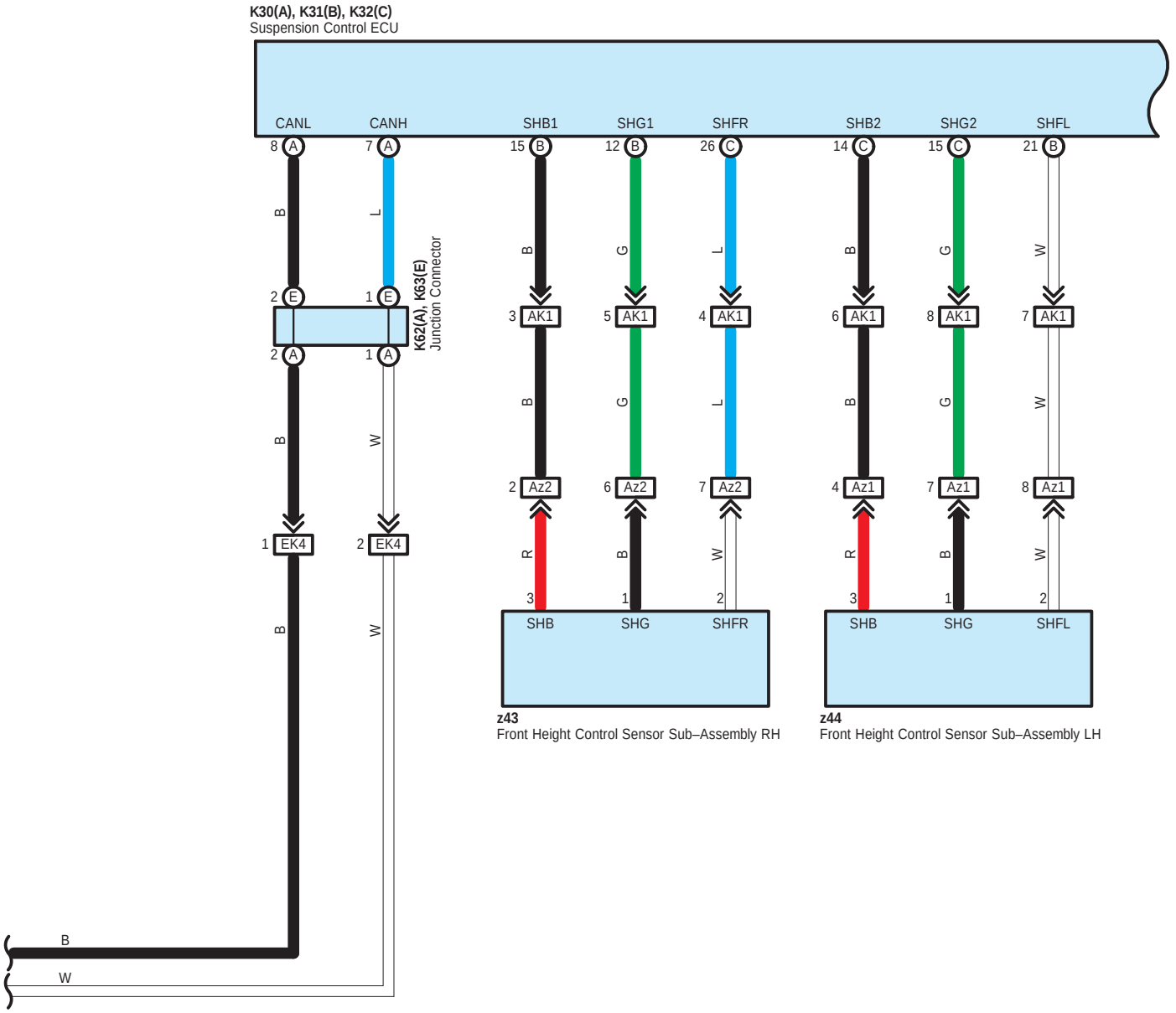
K30(A), K31(B), K32(C)
Suspension Control ECU
CANL
CANH
SHB1
SHG1
SHFR
SHB2
SHG2
SHFL
K62(A), K63(E)
Junction Connector
AK1
Az2
Az1
EK4
SHB
SHG
SHFR
SHB
SHG
SHFL
z43
Front Height Control Sensor Sub–Assembly RH
z44
Front Height Control Sensor Sub–Assembly LH
B
W


BE(RHD)
BE(RHD)
W(RHD)
W(RHD)
BE(LHD)
BE(LHD)
W(LHD)
W(LHD)

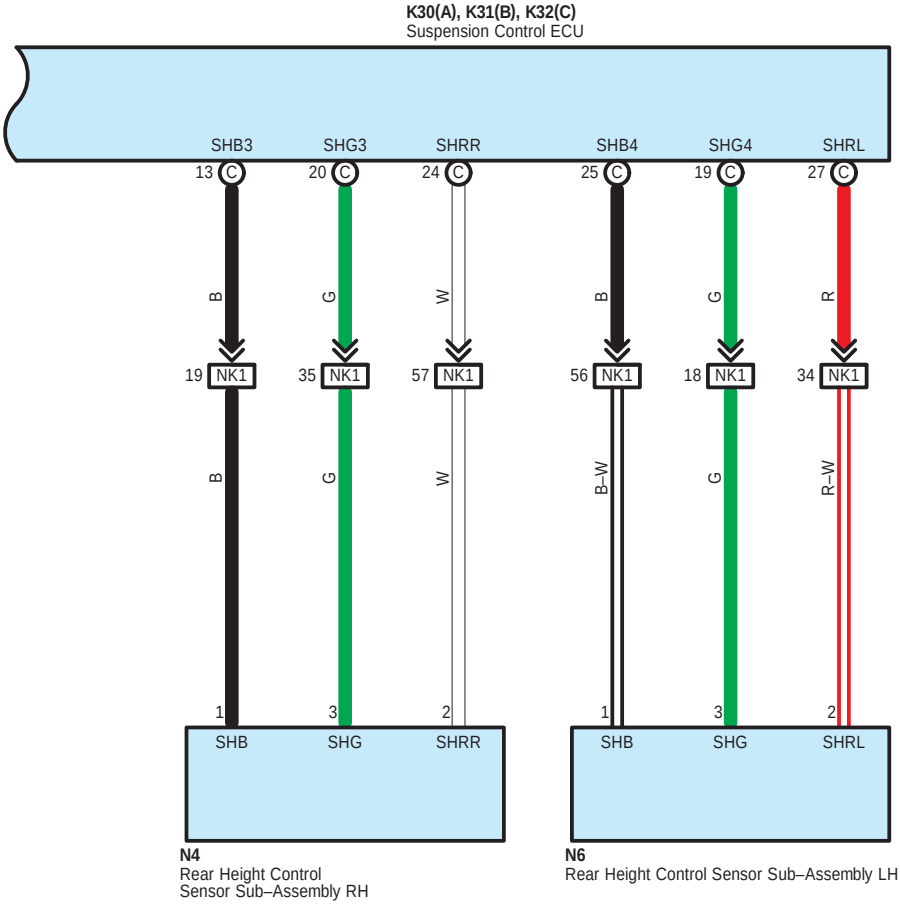
K30(A), K31(B), K32(C)
Suspension Control ECU
SHB3
SHG3
SHRR
SHB4
SHG4
SHRL
13 C
20 C
24 C
25 C
19 C
27 C
B
G
W
B
G
R
19 NK1
35 NK1
57 NK1
56 NK1
18 NK1
34 NK1
B
G
W
B–W
G
R–W
1
3
2
1
3
2
SHB
SHG
SHRR
SHB
SHG
SHRL
N4
Rear Height Control
Sensor Sub–Assembly RH
N6
Rear Height Control Sensor Sub–Assembly LH


BE(RHD)
BE(RHD)
W(RHD)
W(RHD)
BE(LHD)
BE(LHD)
W(LHD)
W(LHD)

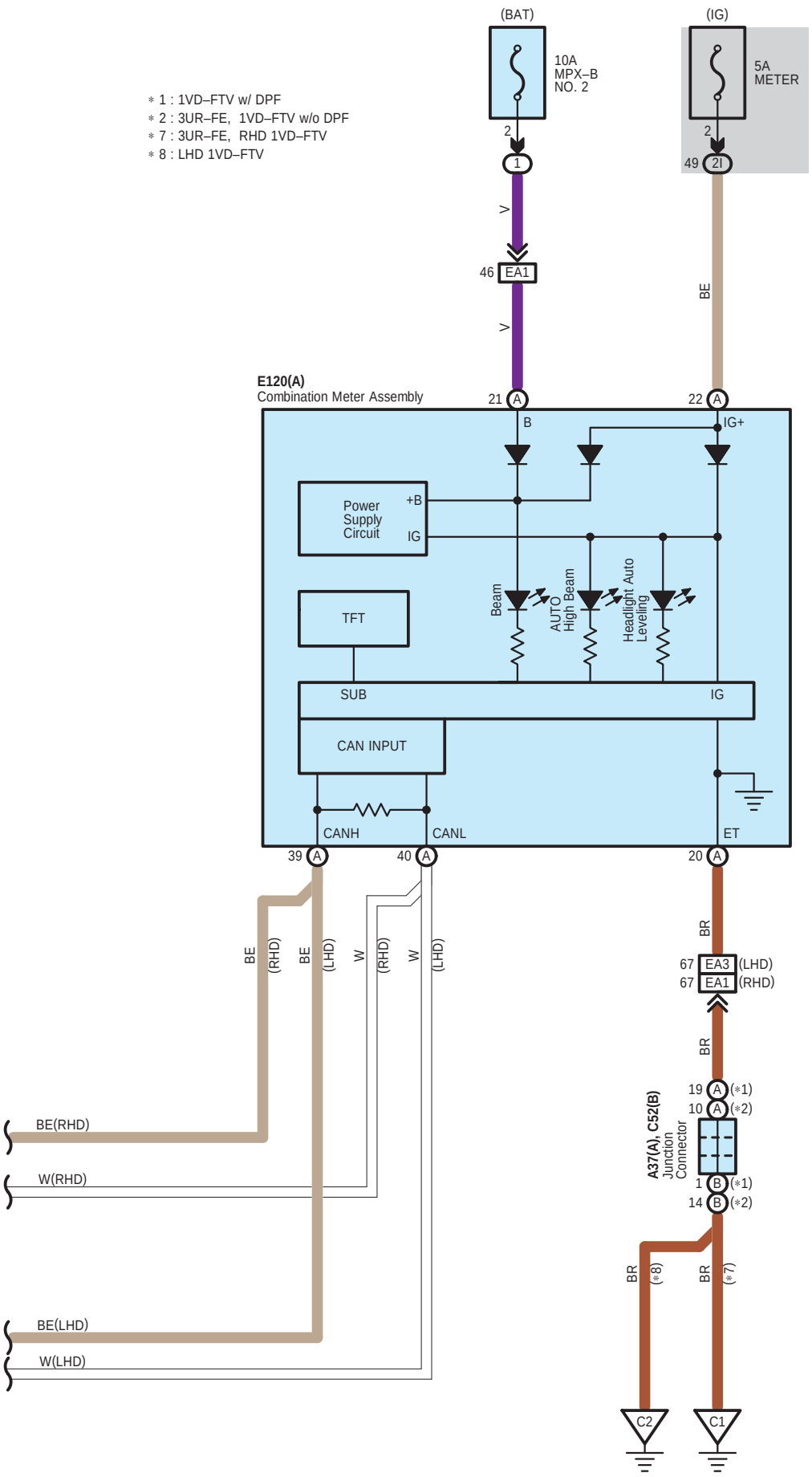
(BAT)
(IG)
10A
MPX–B
NO. 2
5A
METER
∗ 1 : 1VD–FTV w/ DPF
∗ 2 : 3UR–FE, 1VD–FTV w/o DPF
∗ 7 : 3UR–FE, RHD 1VD–FTV
∗ 8 : LHD 1VD–FTV
2
1
2
49 2I
V
46 EA1
V
BE
E120(A)
Combination Meter Assembly
21 A
22 A
B
IG+
Power
Supply
Circuit
+B
IG
TFT
Beam
AUTO
High Beam
Headlight Auto
Leveling
SUB
IG
CAN INPUT
CANH
CANL
ET
39 A
40 A
20 A
BE
(RHD)
BE
(LHD)
W
(RHD)
W
(LHD)
BR
67 EA3 (LHD)
67 EA1 (RHD)
BR
19 A (∗1)
10 A (∗2)
A37(A), C52(B)
Junction
Connector
1 B (∗1)
14 B (∗2)
BE(RHD)
W(RHD)
BE(LHD)
W(LHD)
BR
(∗8)
BR
(∗7)
C2
C1

A 24
Black

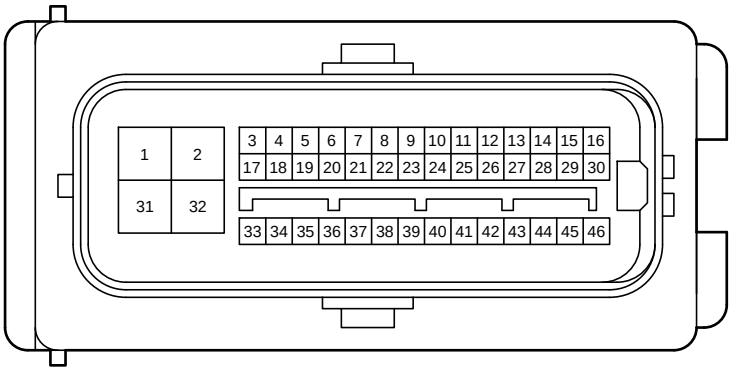

A 34
White

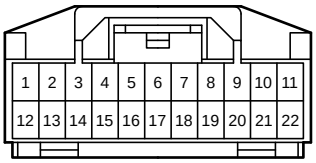

A 37
Blue

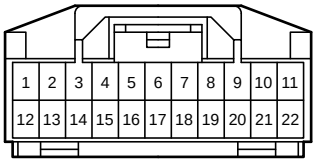

A 38
Black

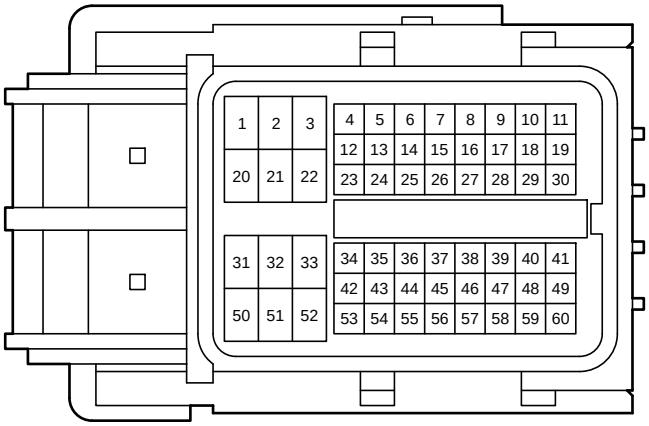

A 49
Gray

A 50
Gray



A 64
Gray

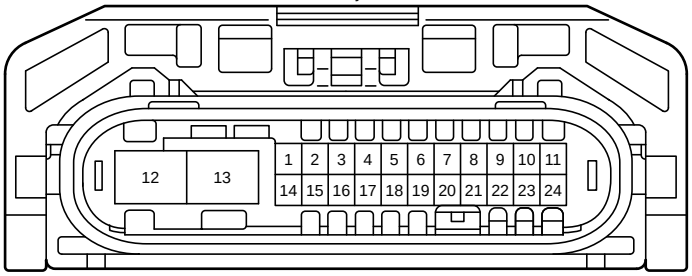

A 65
Gray

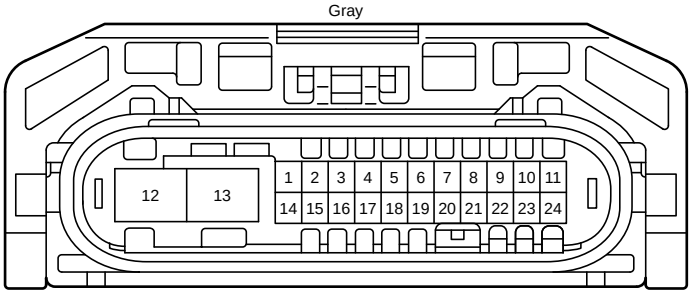

A 75
Gray

A 85

Black

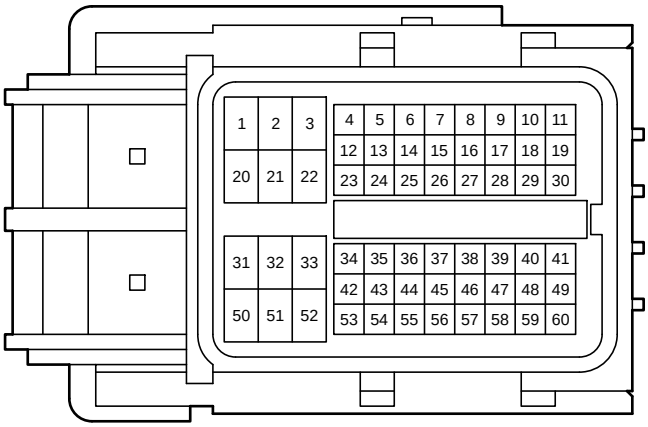

A 86

Black

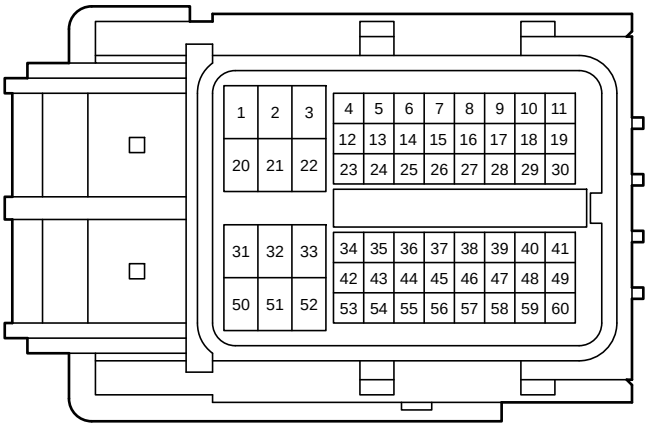

A 87

Black

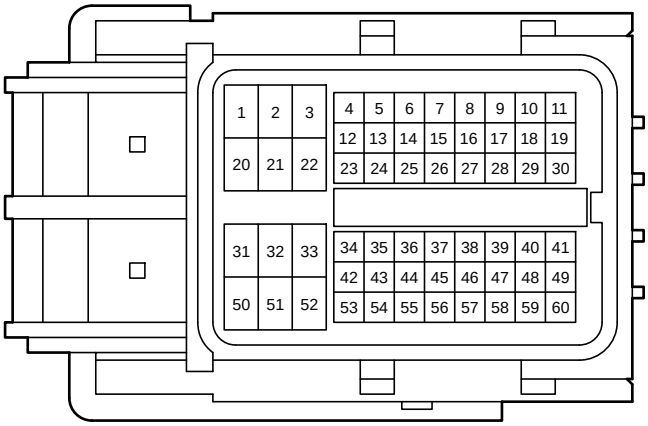

C 19

Gray

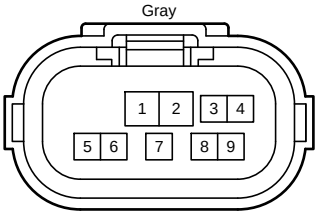

C 52

Blue

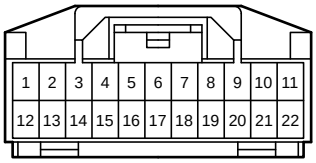

C 53

Black

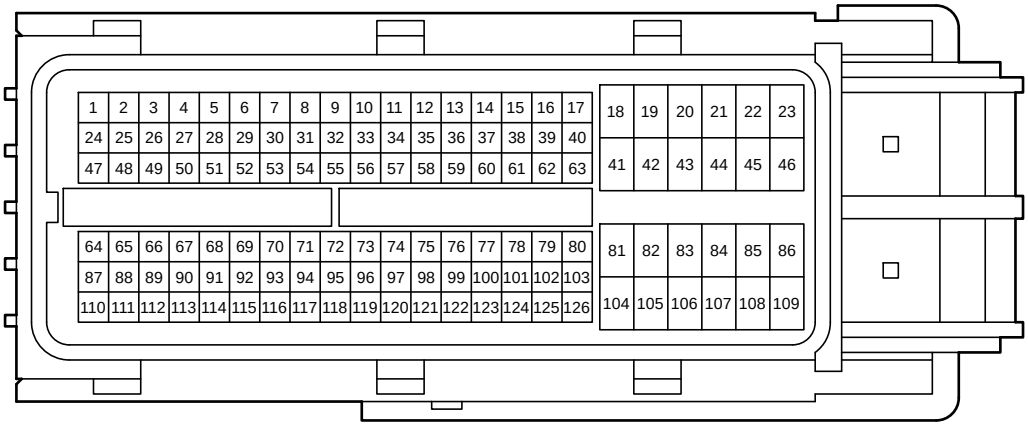

C 54

Black

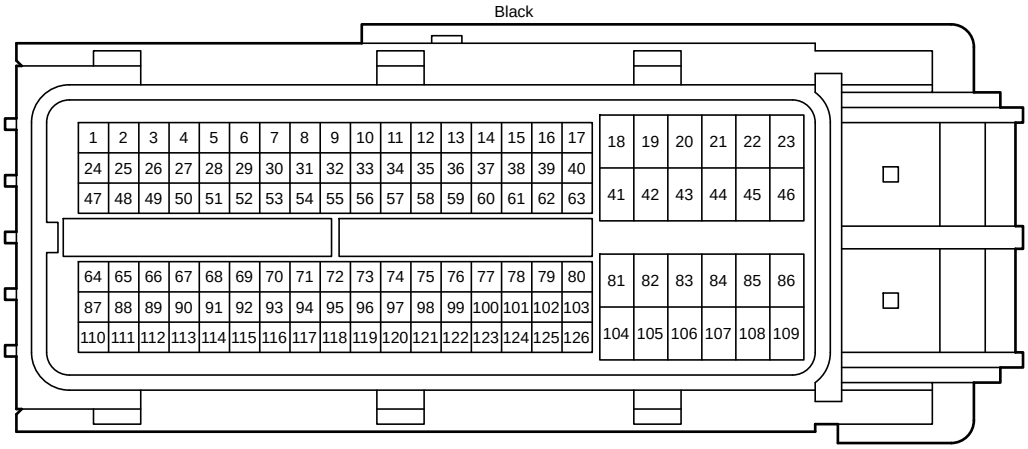

C110

Black

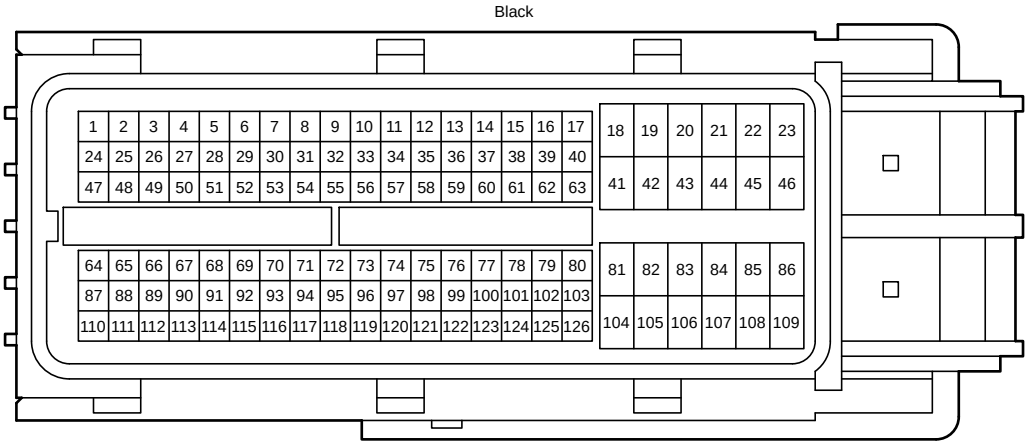

C138

Black

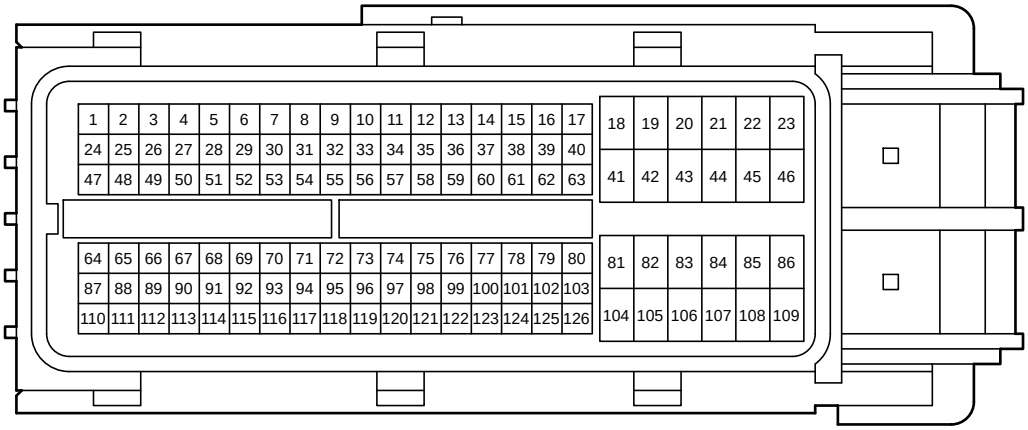

E 14
White

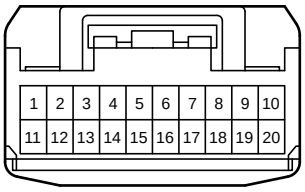

E117
White

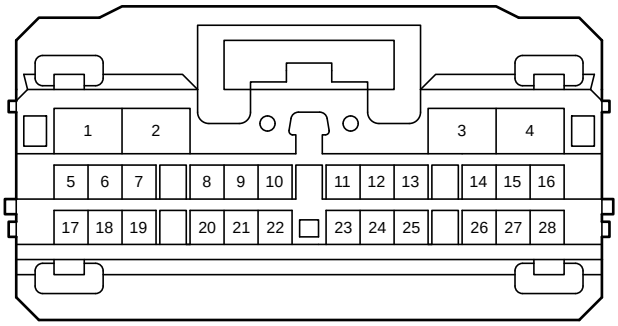

E118
White

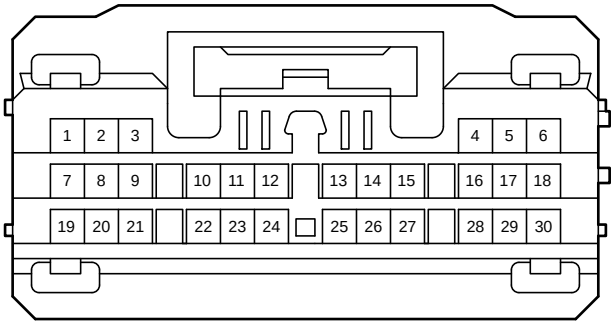

E120
Black

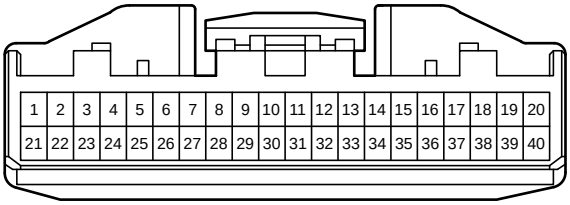

E125
White

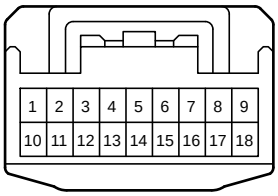

E137
Black

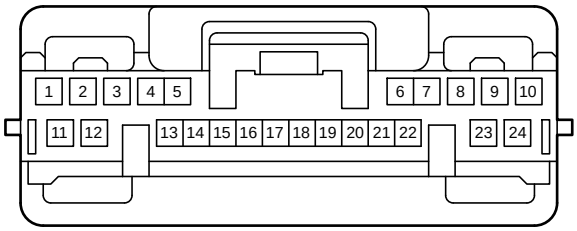

E148
Gray

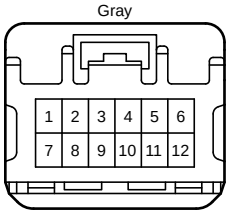

E158
White

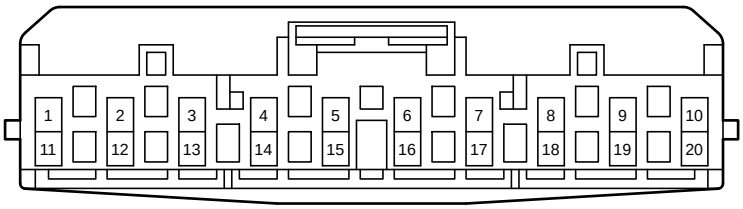

E159
White

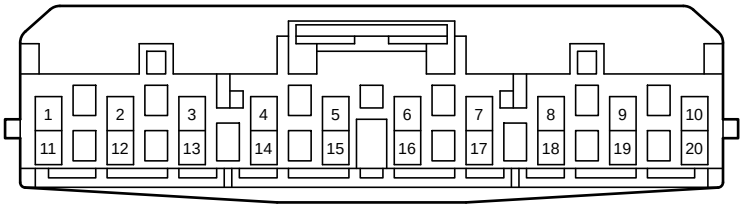

E161
White

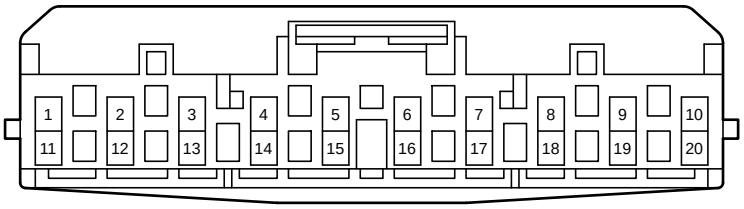

E164
White

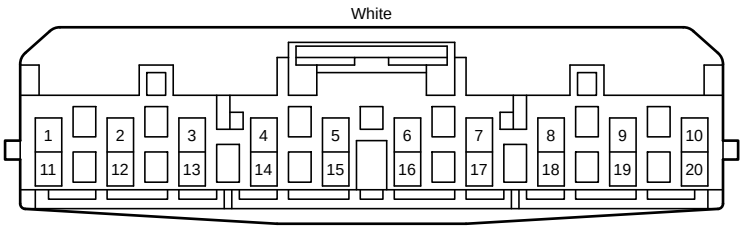

F 90
Black

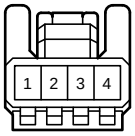

K 30
Black

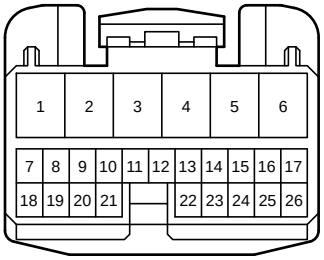

K 31
Black

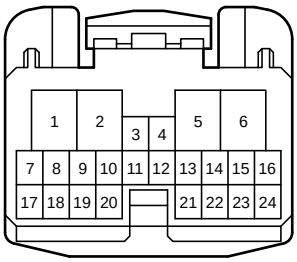

K 32
Black

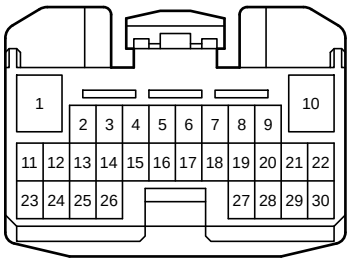

K 62
White

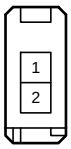

K 63
White

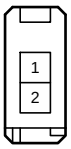

N 4
Black

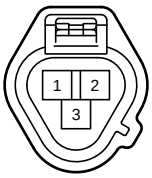

N 6
Black



R 13
White

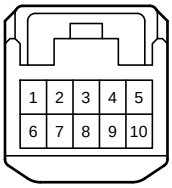

R 15
Gray

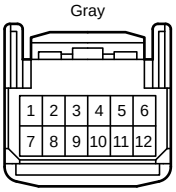

R 26
Black

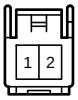

z 43
Black

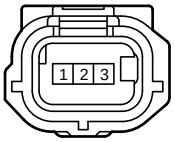

z 44
Black

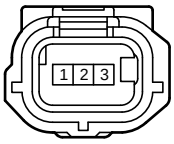

2H
White

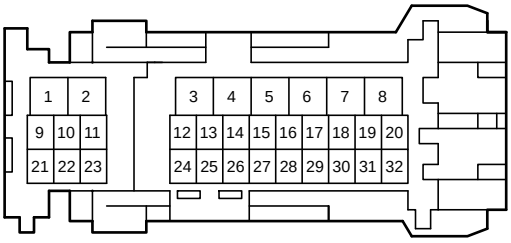

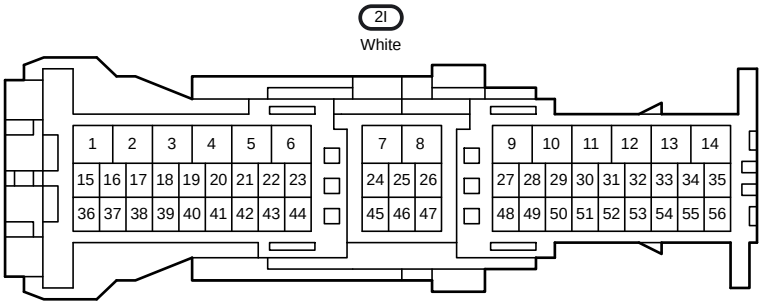
2I
White
1 2 3 4 5 6 7 8 9 10 11 12 13 14
15 16 17 18 19 20 21 22 23 24 25 26 27 28 29 30 31 32 33 34 35
36 37 38 39 40 41 42 43 44 45 46 47 48 49 50 51 52 53 54 55 56

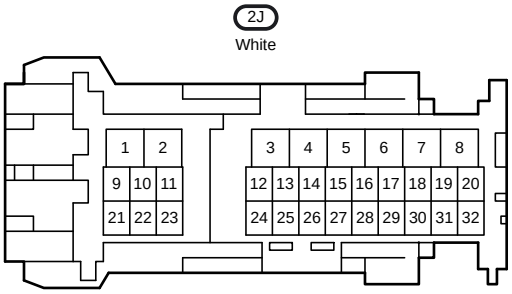
2J
White
1 2 3 4 5 6 7 8
9 10 11 12 13 14 15 16 17 18 19 20
21 22 23 24 25 26 27 28 29 30 31 32

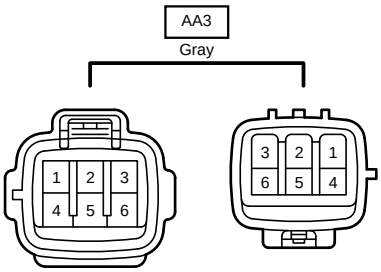
AA3
Gray
1 2 3
4 5 6
3 2 1
6 5 4

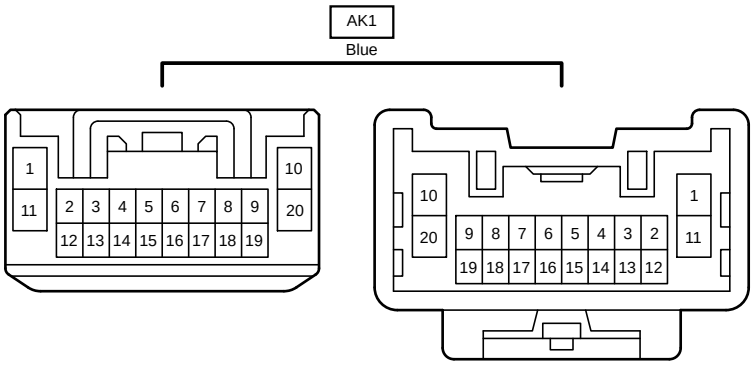
AK1
Blue
1 10
11 20
2 3 4 5 6 7 8 9
12 13 14 15 16 17 18 19
10 1
20 11
9 8 7 6 5 4 3 2
19 18 17 16 15 14 13 12

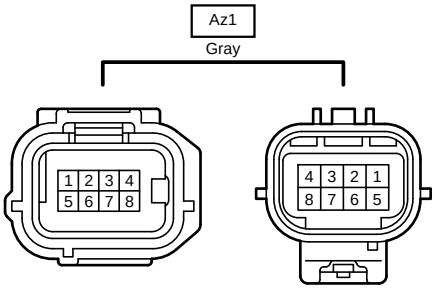
Az1
Gray
1 2 3 4
5 6 7 8
4 3 2 1
8 7 6 5

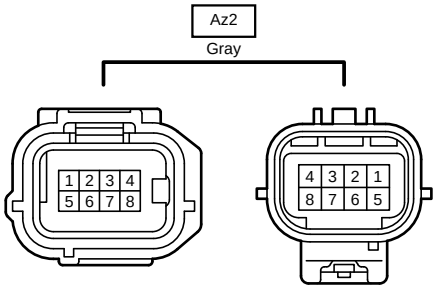
Az2
Gray
1 2 3 4
5 6 7 8
4 3 2 1
8 7 6 5

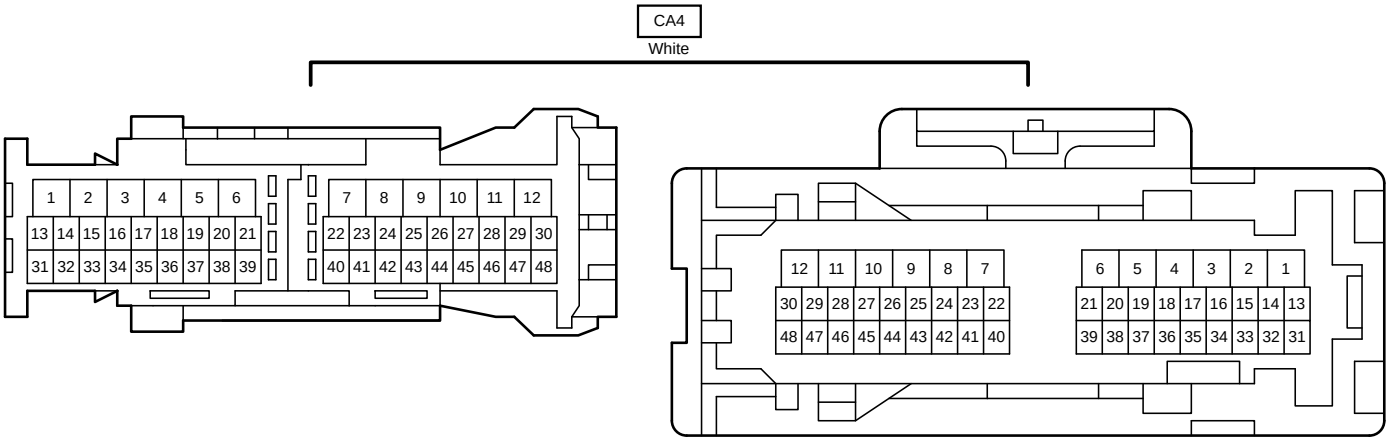
CA4
White
1 2 3 4 5 6 7 8 9 10 11 12
13 14 15 16 17 18 19 20 21 22 23 24 25 26 27 28 29 30
31 32 33 34 35 36 37 38 39 40 41 42 43 44 45 46 47 48
12 11 10 9 8 7 6 5 4 3 2 1
30 29 28 27 26 25 24 23 22 21 20 19 18 17 16 15 14 13
48 47 46 45 44 43 42 41 40 39 38 37 36 35 34 33 32 31

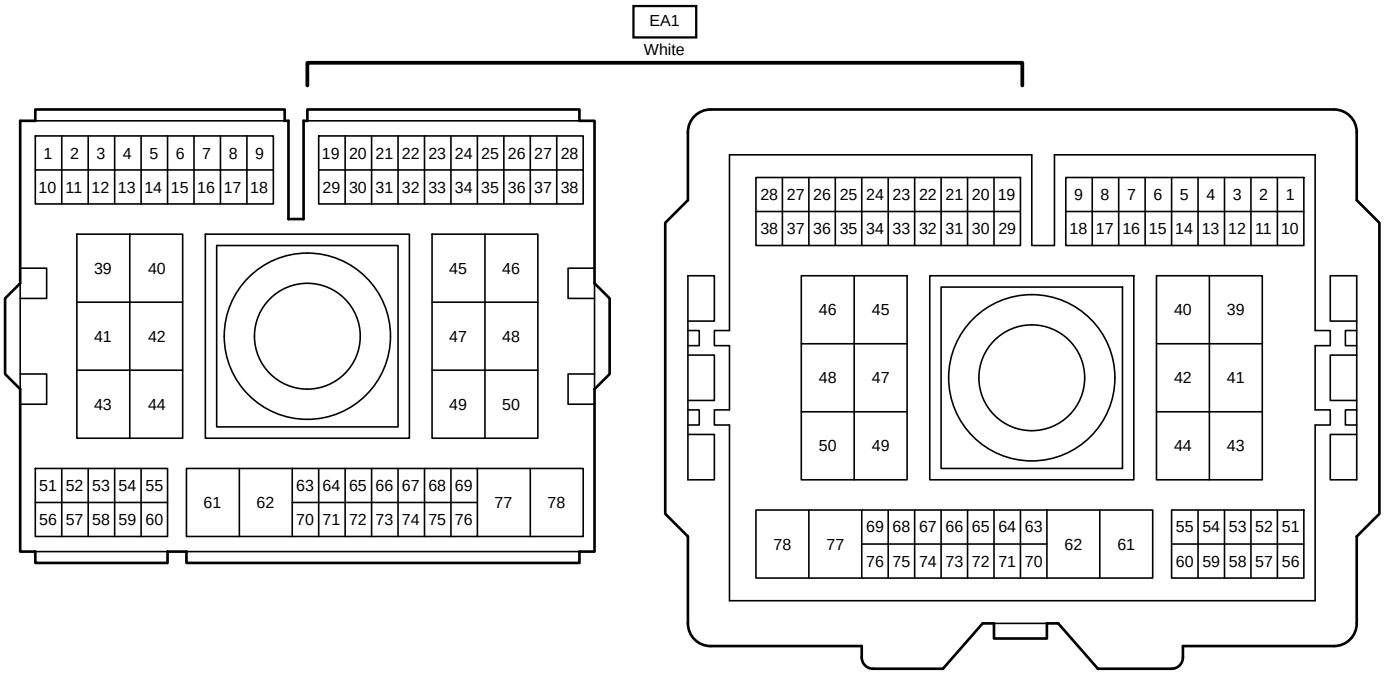
EA1
White
1 2 3 4 5 6 7 8 9
10 11 12 13 14 15 16 17 18
19 20 21 22 23 24 25 26 27 28
29 30 31 32 33 34 35 36 37 38
39 40
41 42
43 44
45 46
47 48
49 50
51 52 53 54 55
56 57 58 59 60
61 62
63 64 65 66 67 68 69
70 71 72 73 74 75 76
77 78
28 27 26 25 24 23 22 21 20 19
38 37 36 35 34 33 32 31 30 29
9 8 7 6 5 4 3 2 1
18 17 16 15 14 13 12 11 10
46 45
48 47
50 49
40 39
42 41
44 43
78 77
69 68 67 66 65 64 63
76 75 74 73 72 71 70
62 61
55 54 53 52 51
60 59 58 57 56

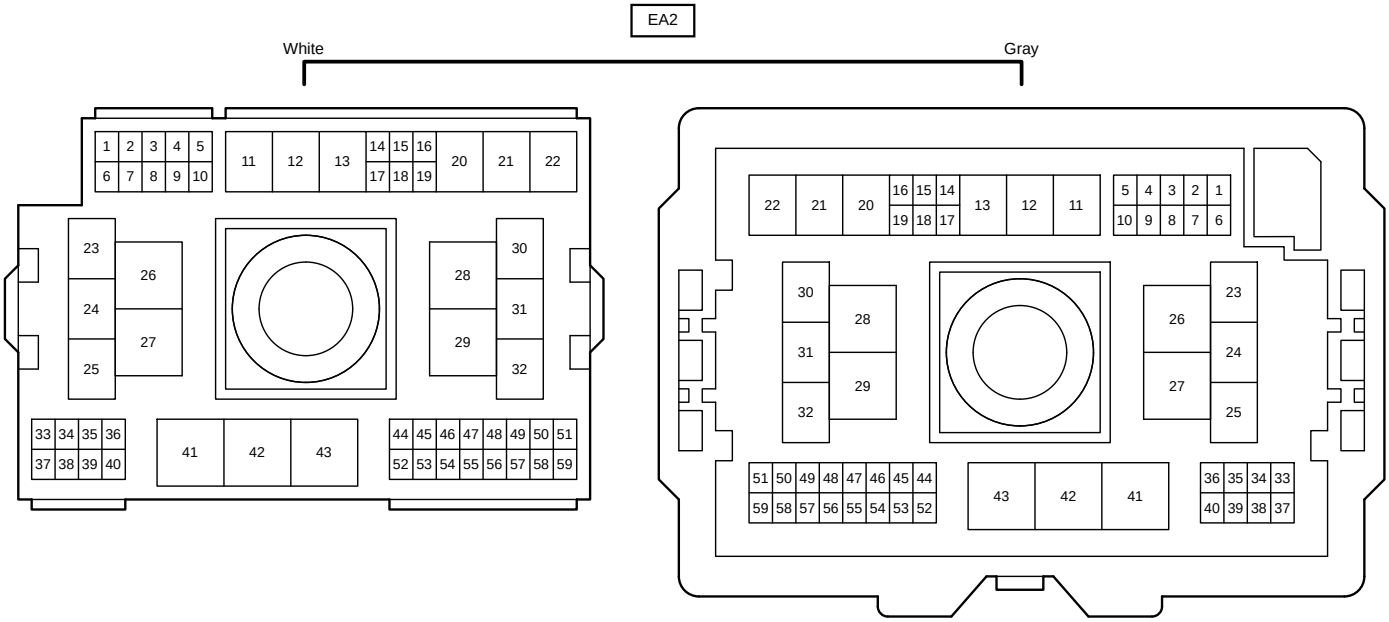
EA2
White
Gray
1 2 3 4 5
6 7 8 9 10
11 12 13
14 15 16
17 18 19
20 21 22
23 26
24 27
25
28 30
29 31
32
33 34 35 36
37 38 39 40
41 42 43
44 45 46 47 48 49 50 51
52 53 54 55 56 57 58 59
22 21 20
16 15 14
19 18 17
13 12 11
5 4 3 2 1
10 9 8 7 6
30 28
31 29
32
26 23
27 24
25
51 50 49 48 47 46 45 44
59 58 57 56 55 54 53 52
43 42 41
36 35 34 33
40 39 38 37

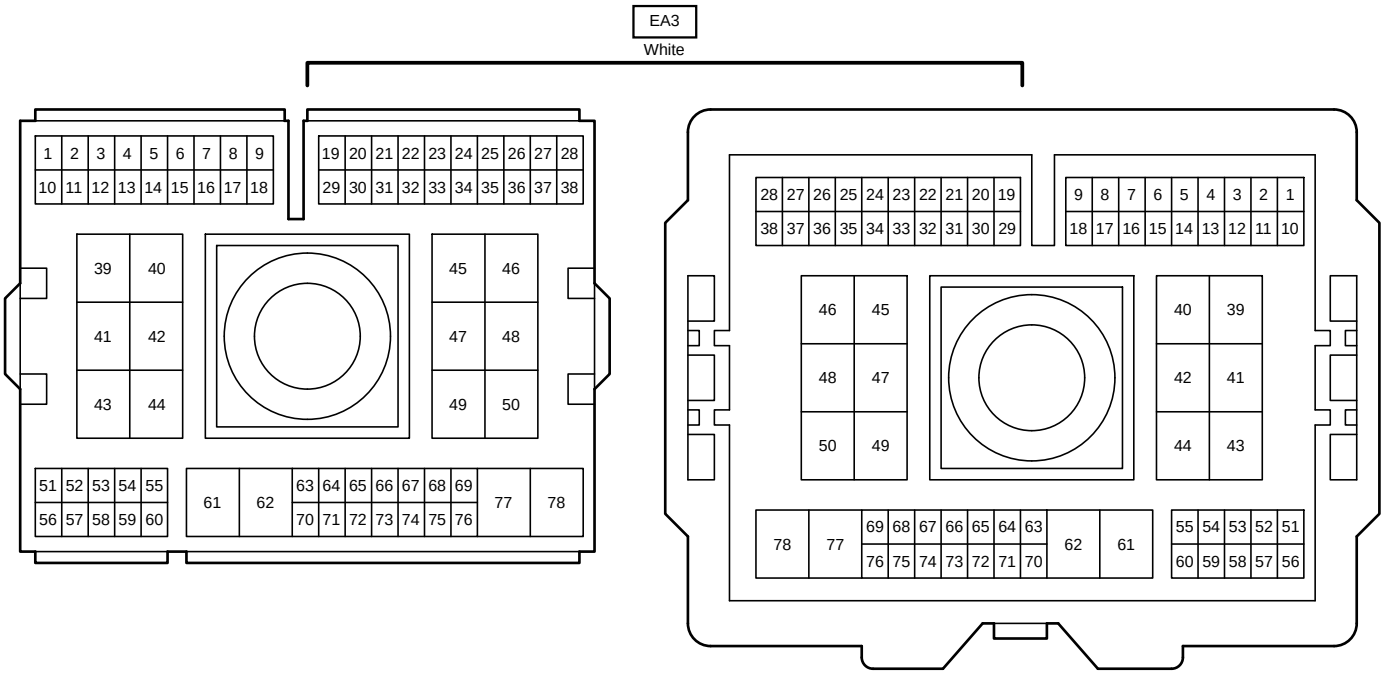
EA3
White

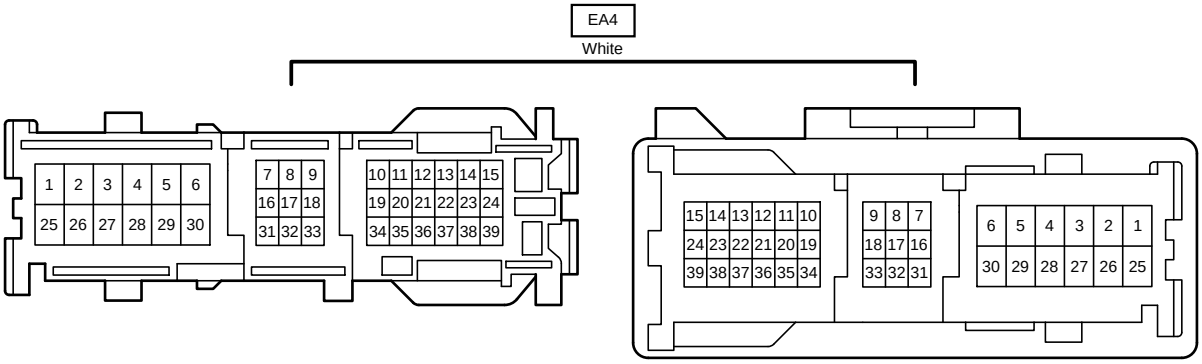
EA4
White

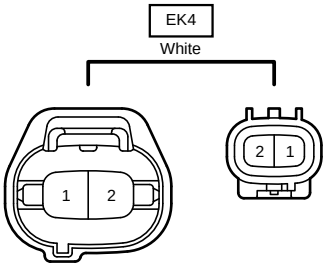
EK4
White

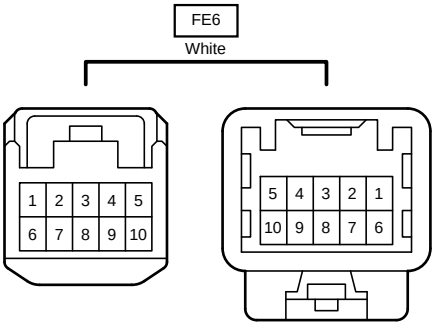
FE6
White

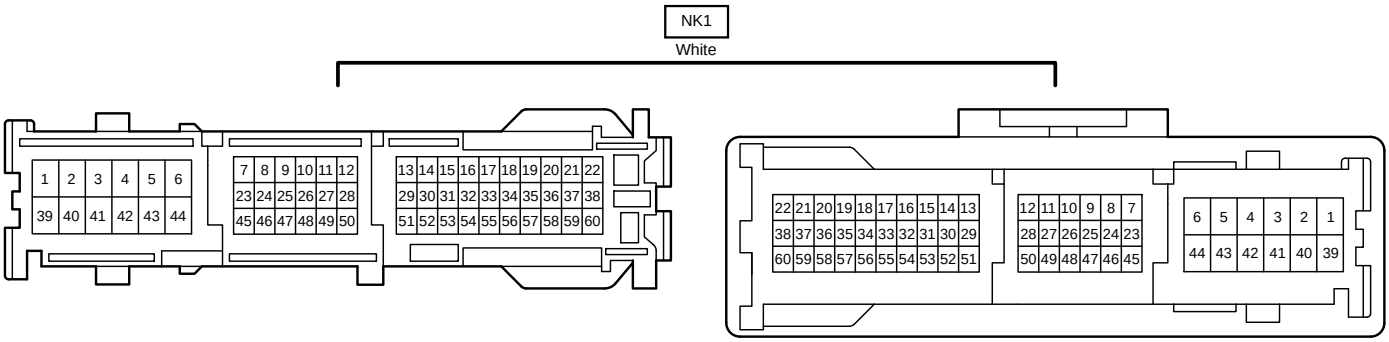
NK1
White
1 2 3 4 5 6
39 40 41 42 43 44
7 8 9 10 11 12
23 24 25 26 27 28
45 46 47 48 49 50
13 14 15 16 17 18 19 20 21 22
29 30 31 32 33 34 35 36 37 38
51 52 53 54 55 56 57 58 59 60
22 21 20 19 18 17 16 15 14 13
38 37 36 35 34 33 32 31 30 29
60 59 58 57 56 55 54 53 52 51
12 11 10 9 8 7
28 27 26 25 24 23
50 49 48 47 46 45
6 5 4 3 2 1
44 43 42 41 40 39

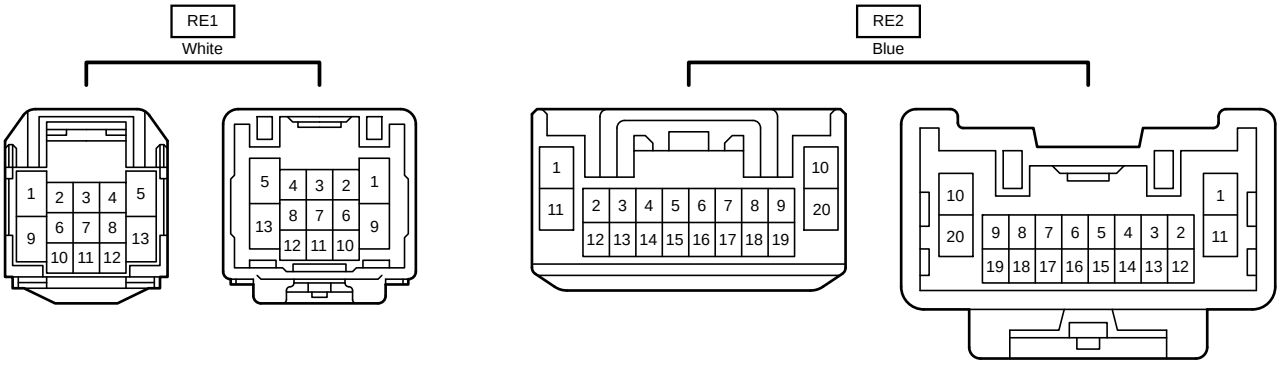
RE1
White
1 2 3 4 5
9 6 7 8 13
10 11 12
5 4 3 2 1
13 8 7 6 9
12 11 10
RE2
Blue
1 10
11 2 3 4 5 6 7 8 9 20
12 13 14 15 16 17 18 19
10 1
20 9 8 7 6 5 4 3 2 11
19 18 17 16 15 14 13 12