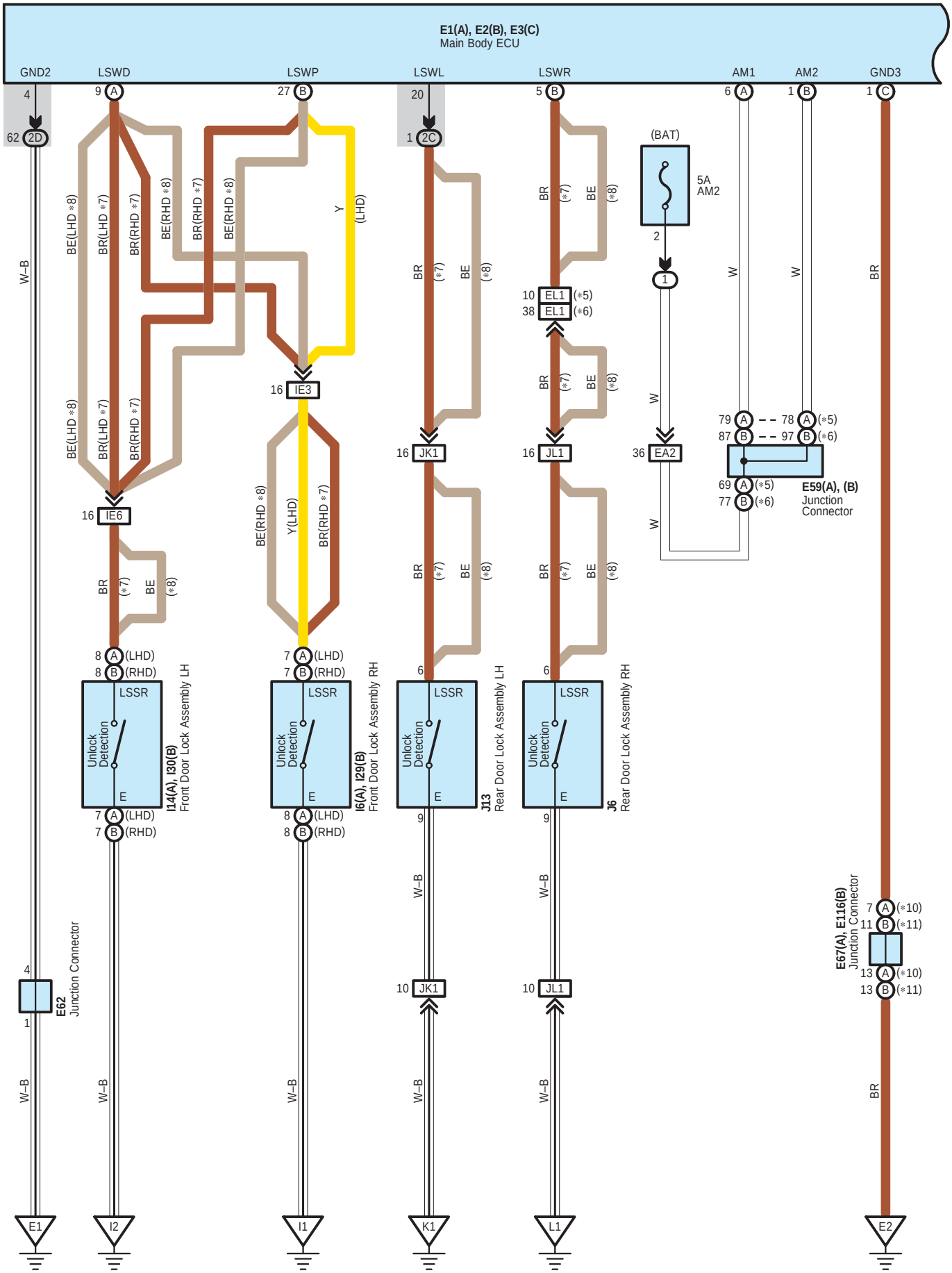
E1(A), E2(B), E3(C)
Main Body ECU
GND2
LSWD
LSWP
LSWL
LSWR
AM1
AM2
GND3
(BAT)
5A
AM2
EL1
IE3
IE6
JK1
JL1
EA2
E59(A), (B)
Junction
Connector
E62
Junction Connector
E67(A), E116(B)
Junction Connector
I14(A), I30(B)
Front Door Lock Assembly LH
I6(A), I29(B)
Front Door Lock Assembly RH
J13
Rear Door Lock Assembly LH
J6
Rear Door Lock Assembly RH
LSSR
Unlock
Detection
E1
I2
I1
K1
L1
E2

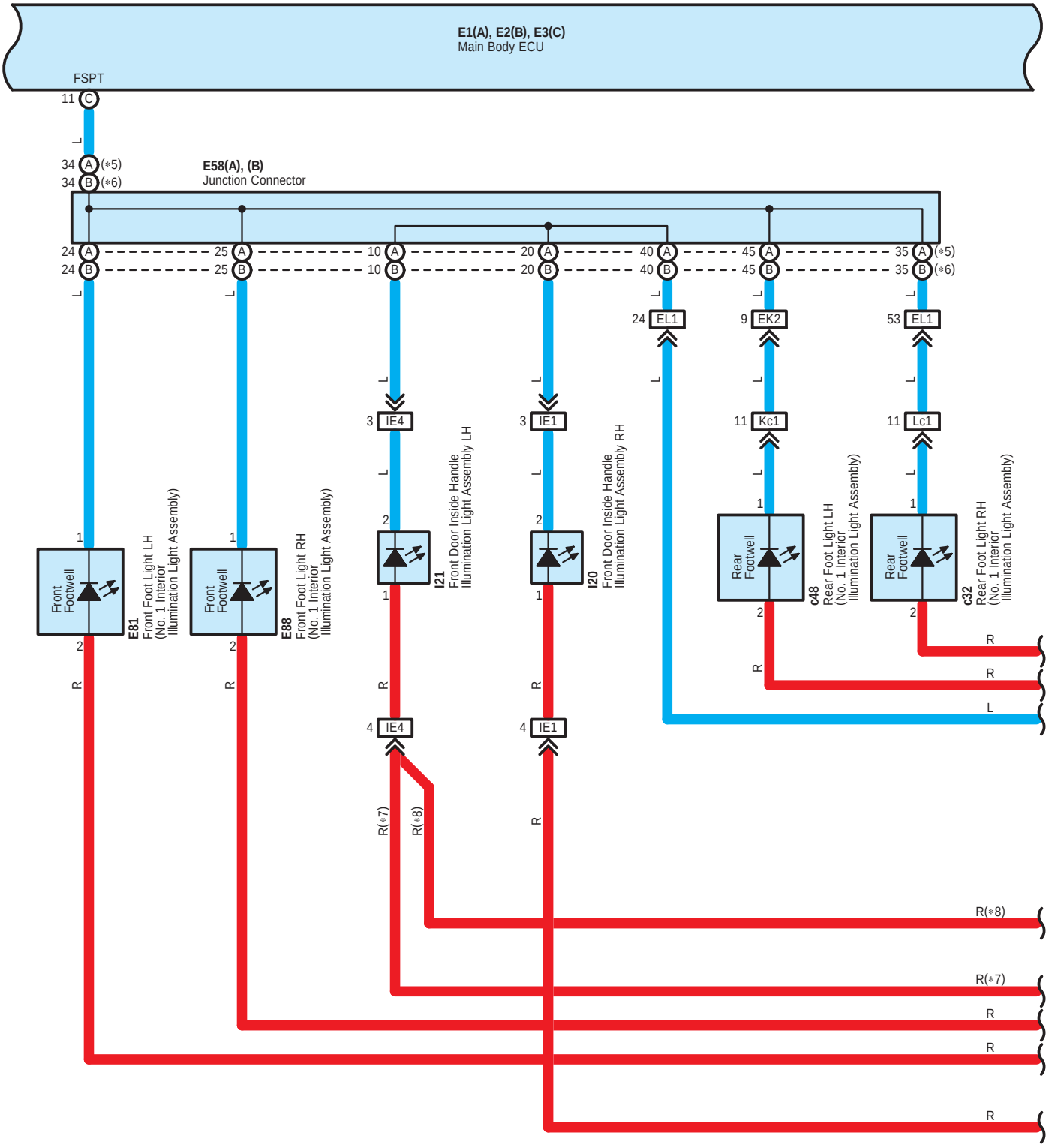

* 5 : Before Jan. 2012 Production
* 6 : From Jan. 2012 Production
* 7 : Before Jan. 2013 Production
* 8 : From Jan. 2013 Production
*10 : RHD, LHD Before Aug. 2013 Production
*11 : LHD From Aug. 2013 Production

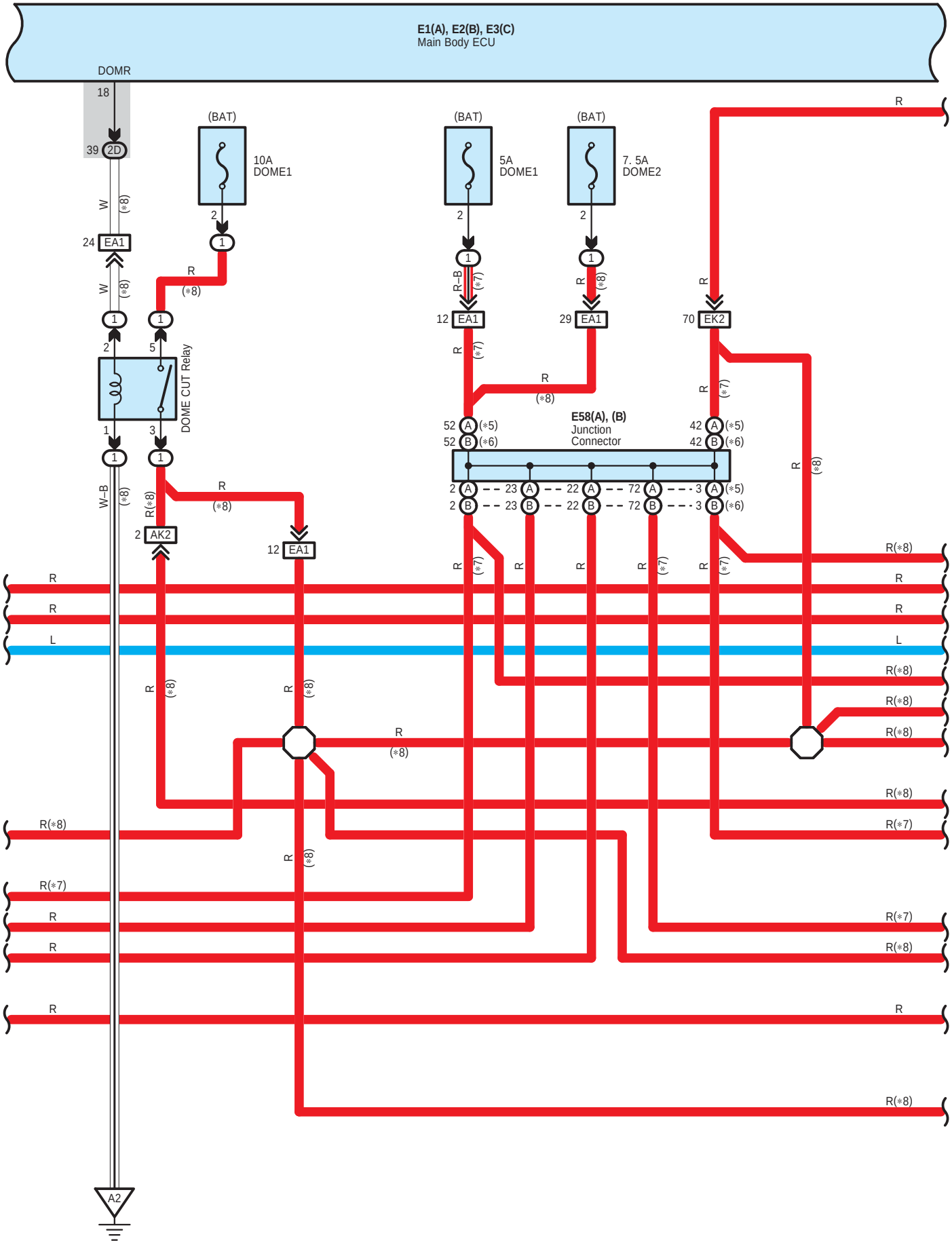
E1(A), E2(B), E3(C)
Main Body ECU
DOMR
18
39 2D
W
(*8)
24 EA1
(BAT)
10A
DOME1
5A
DOME1
7. 5A
DOME2
R
R–B
(*7)
12 EA1
29 EA1
70 EK2
DOME CUT Relay
E58(A), (B)
Junction
Connector
52 A (*5)
52 B (*6)
42 A (*5)
42 B (*6)
2 AK2
12 EA1
W–B
R(*8)
R(*7)
L
A2

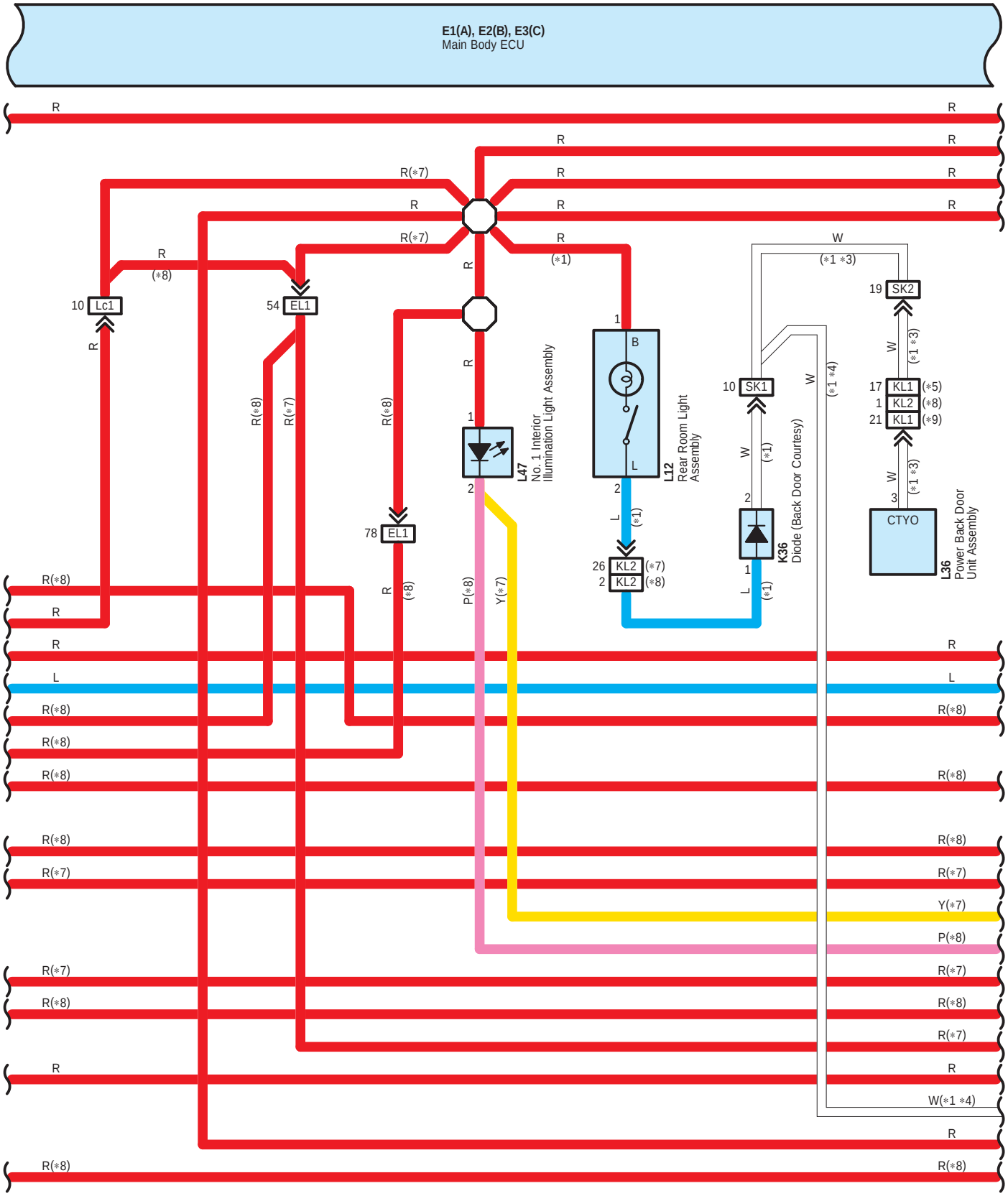

* 1 : Automatic Folding–Up Function
* 3 : w/ Power Back Door
* 4 : w/o Power Back Door
* 5 : Before Jan. 2012 Production
* 6 : From Jan. 2012 Production
* 7 : Before Jan. 2013 Production
* 8 : From Jan. 2013 Production
* 9 : From Jan. 2012 Production until Jan. 2013 Production

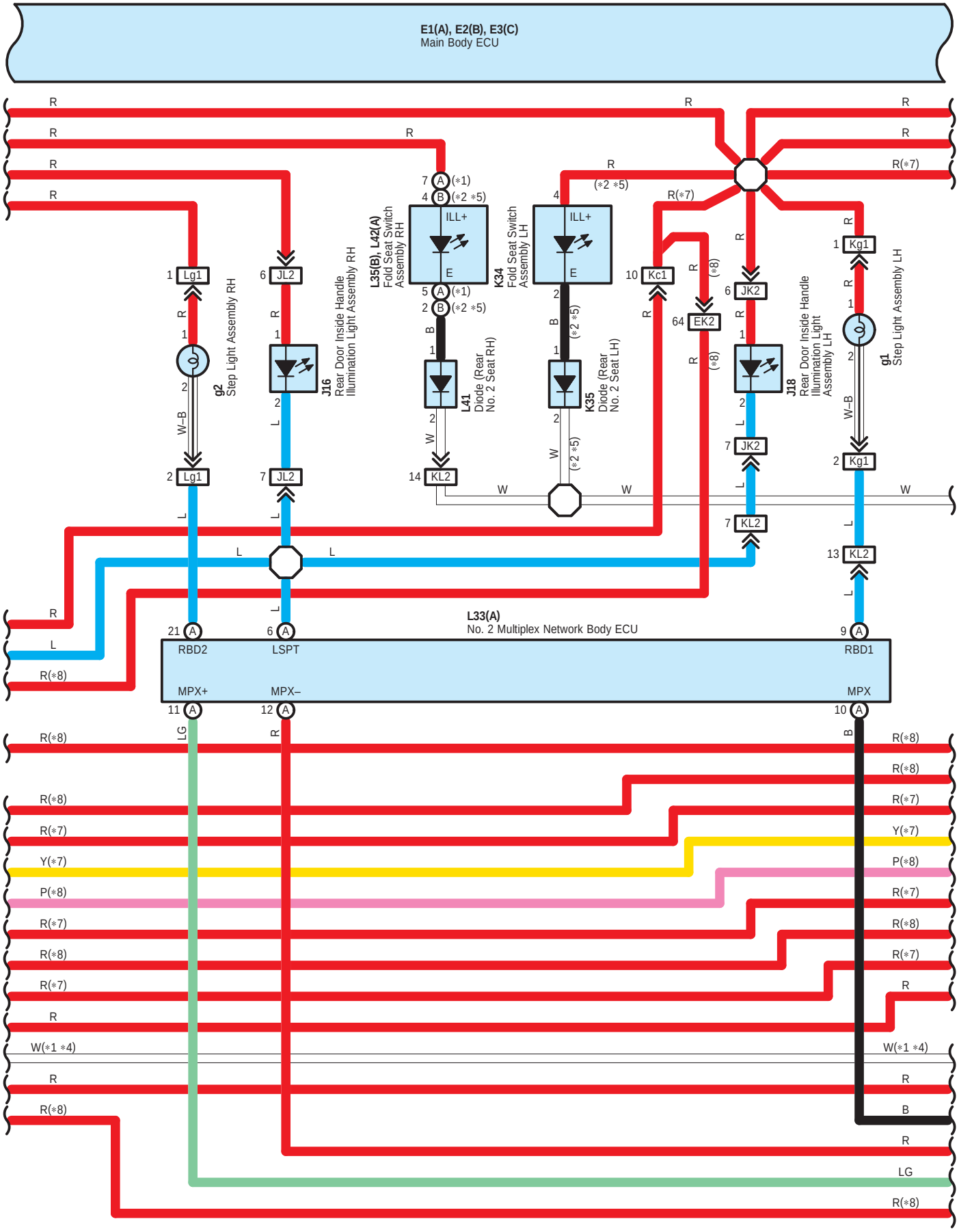
E1(A), E2(B), E3(C)
Main Body ECU
L35(B), L42(A)
Fold Seat Switch Assembly RH
K34
Fold Seat Switch Assembly LH
ILL+
E
L41
Diode (Rear No. 2 Seat RH)
K35
Diode (Rear No. 2 Seat LH)
J16
Rear Door Inside Handle Illumination Light Assembly RH
J18
Rear Door Inside Handle Illumination Light Assembly LH
g2
Step Light Assembly RH
g1
Step Light Assembly LH
Lg1
JL2
KL2
Kc1
EK2
JK2
Kg1
L33(A)
No. 2 Multiplex Network Body ECU
RBD2
LSPT
RBD1
MPX+
MPX–
MPX
R
L
W
W–B
B
LG
R(*8)
R(*7)
Y(*7)
P(*8)
W(*1 *4)
(*1)
(*2 *5)
(*8)

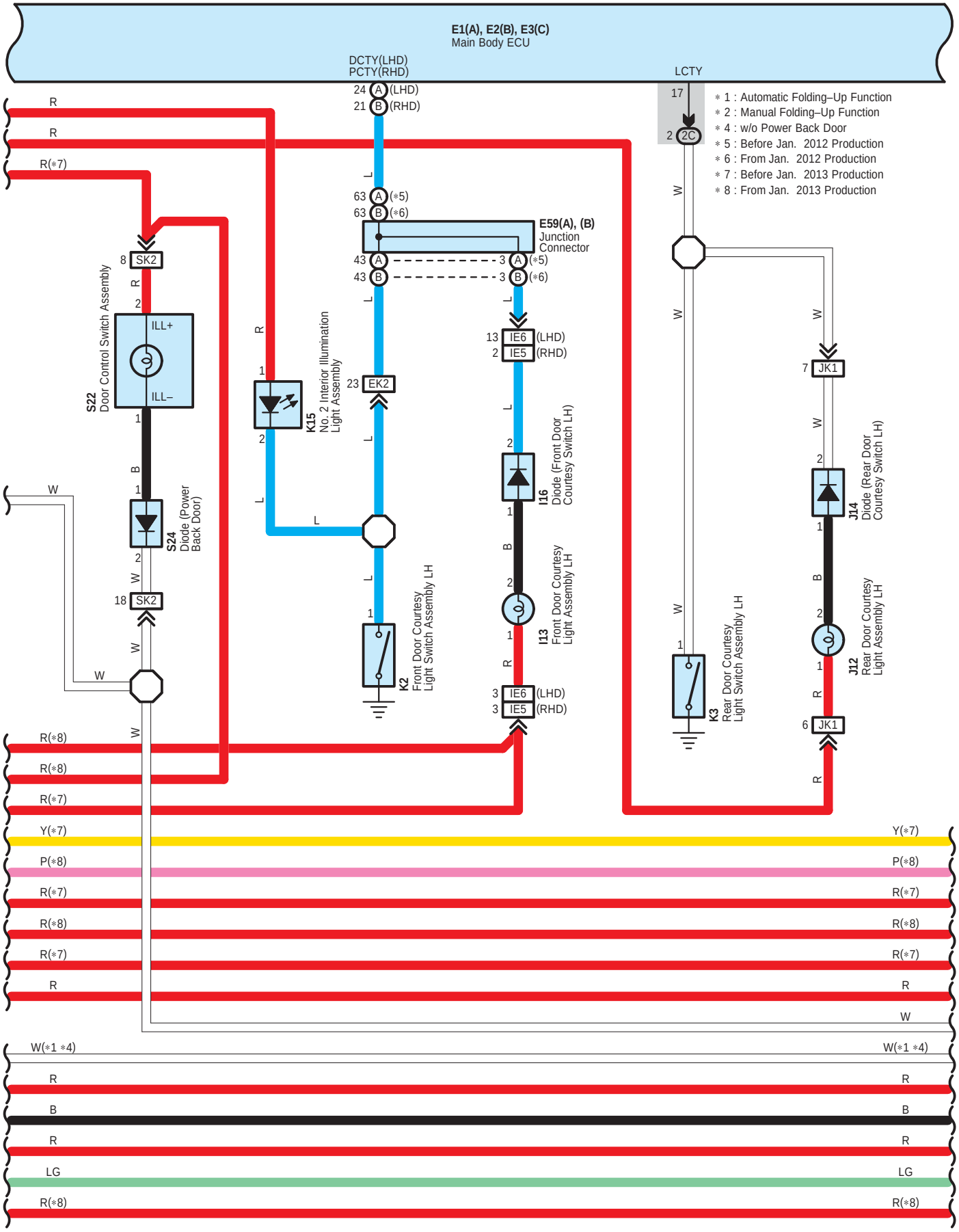
E1(A), E2(B), E3(C)
Main Body ECU
DCTY(LHD)
PCTY(RHD)
LCTY
24 A (LHD)
21 B (RHD)
17
2 2C
∗1 : Automatic Folding–Up Function
∗2 : Manual Folding–Up Function
∗4 : w/o Power Back Door
∗5 : Before Jan. 2012 Production
∗6 : From Jan. 2012 Production
∗7 : Before Jan. 2013 Production
∗8 : From Jan. 2013 Production
63 A (∗5)
63 B (∗6)
E59(A), (B)
Junction
Connector
43 A
43 B
3 A (∗5)
3 B (∗6)
13 IE6 (LHD)
2 IE5 (RHD)
8 SK2
2
ILL+
ILL–
1
S22
Door Control Switch Assembly
K15
No. 2 Interior Illumination
Light Assembly
23 EK2
7 JK1
S24
Diode (Power
Back Door)
18 SK2
I16
Diode (Front Door
Courtesy Switch LH)
I13
Front Door Courtesy
Light Assembly LH
K2
Front Door Courtesy
Light Switch Assembly LH
3 IE6 (LHD)
3 IE5 (RHD)
K3
Rear Door Courtesy
Light Switch Assembly LH
J14
Diode (Rear Door
Courtesy Switch LH)
J12
Rear Door Courtesy
Light Assembly LH
6 JK1
R
R
R(∗7)
W
R(∗8)
R(∗8)
R(∗7)
Y(∗7)
P(∗8)
R(∗7)
R(∗8)
R(∗7)
R
W
W(∗1 ∗4)
R
B
R
LG
R(∗8)

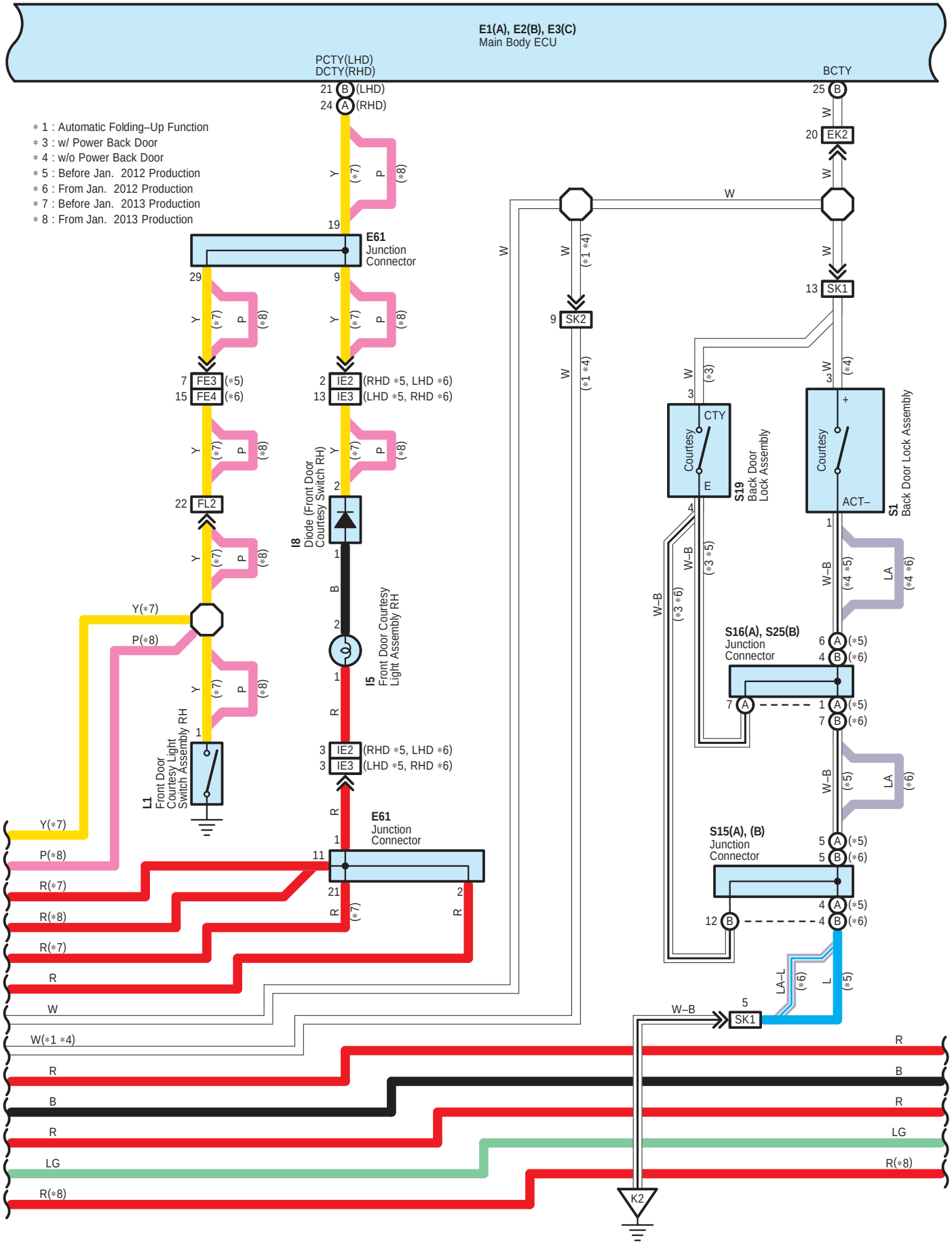
E1(A), E2(B), E3(C)
Main Body ECU
PCTY(LHD)
DCTY(RHD)
21 B (LHD)
24 A (RHD)
BCTY
25 B
20 EK2
∗1 : Automatic Folding–Up Function
∗3 : w/ Power Back Door
∗4 : w/o Power Back Door
∗5 : Before Jan. 2012 Production
∗6 : From Jan. 2012 Production
∗7 : Before Jan. 2013 Production
∗8 : From Jan. 2013 Production
19
E61
Junction
Connector
29
9
13 SK1
9 SK2
7 FE3 (∗5)
15 FE4 (∗6)
2 IE2 (RHD ∗5, LHD ∗6)
13 IE3 (LHD ∗5, RHD ∗6)
22 FL2
I8
Diode (Front Door
Courtesy Switch RH)
Front Door Courtesy
Light Assembly RH
I5
Y(∗7)
P(∗8)
L1
Front Door
Courtesy Light
Switch Assembly RH
3 IE2 (RHD ∗5, LHD ∗6)
3 IE3 (LHD ∗5, RHD ∗6)
E61
Junction
Connector
11
21
2
R(∗7)
R(∗8)
R
W
W(∗1 ∗4)
B
LG
Courtesy
CTY
E
S19
Back Door
Lock Assembly
ACT–
S1
Back Door Lock Assembly
S16(A), S25(B)
Junction
Connector
S15(A), (B)
Junction
Connector
W–B
LA
LA–L
L
K2

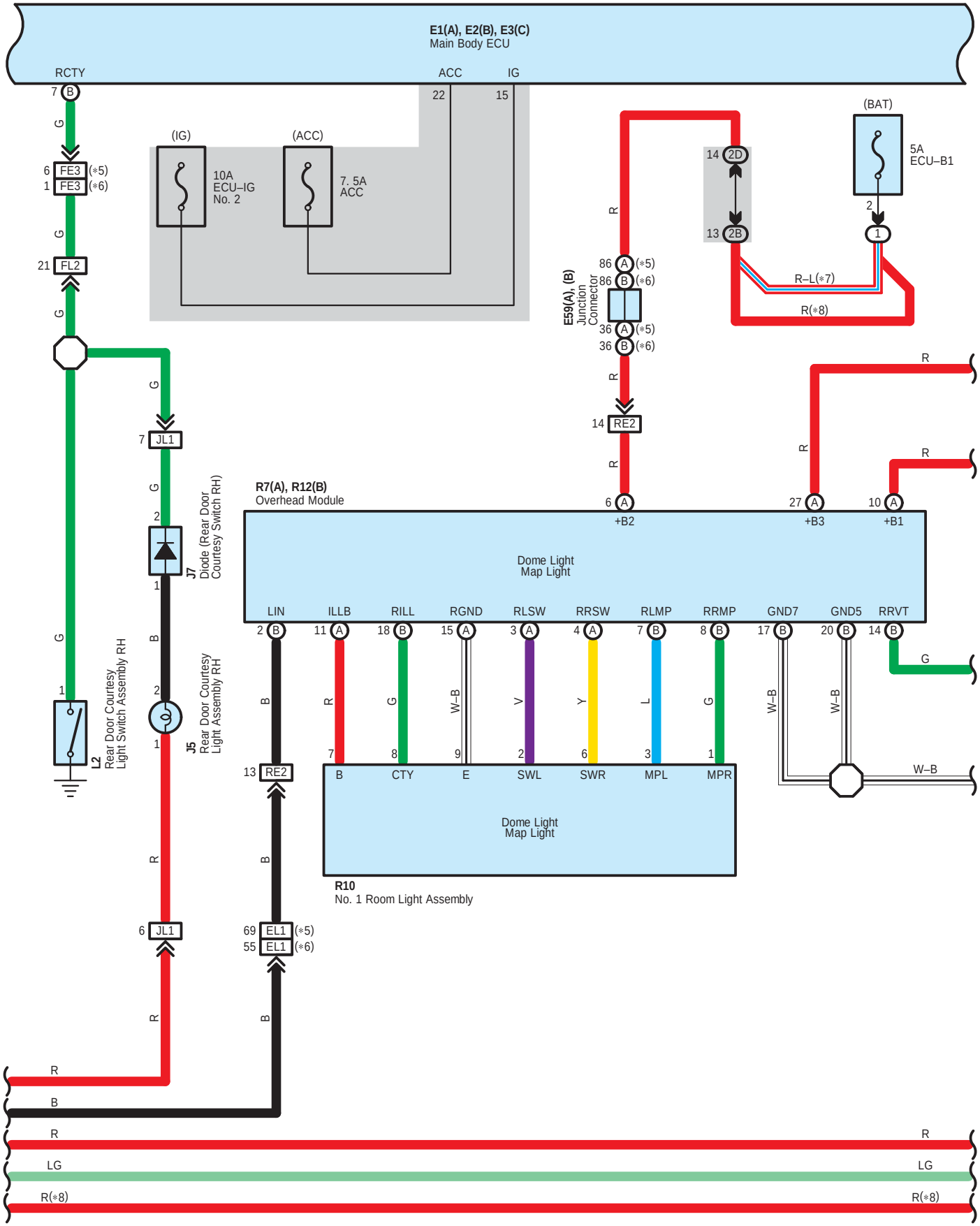
E1(A), E2(B), E3(C)
Main Body ECU
RCTY
ACC
IG
(IG)
(ACC)
10A
ECU–IG
No. 2
7. 5A
ACC
(BAT)
5A
ECU–B1
FE3
FL2
JL1
RE2
EL1
E59(A), (B)
Junction
Connector
R–L(∗7)
R(∗8)
R7(A), R12(B)
Overhead Module
+B2
+B3
+B1
Dome Light
Map Light
LIN
ILLB
RILL
RGND
RLSW
RRSW
RLMP
RRMP
GND7
GND5
RRVT
B
CTY
E
SWL
SWR
MPL
MPR
R10
No. 1 Room Light Assembly
J7
Diode (Rear Door
Courtesy Switch RH)
J5
Rear Door Courtesy
Light Assembly RH
L2
Rear Door Courtesy
Light Switch Assembly RH
W–B
LG

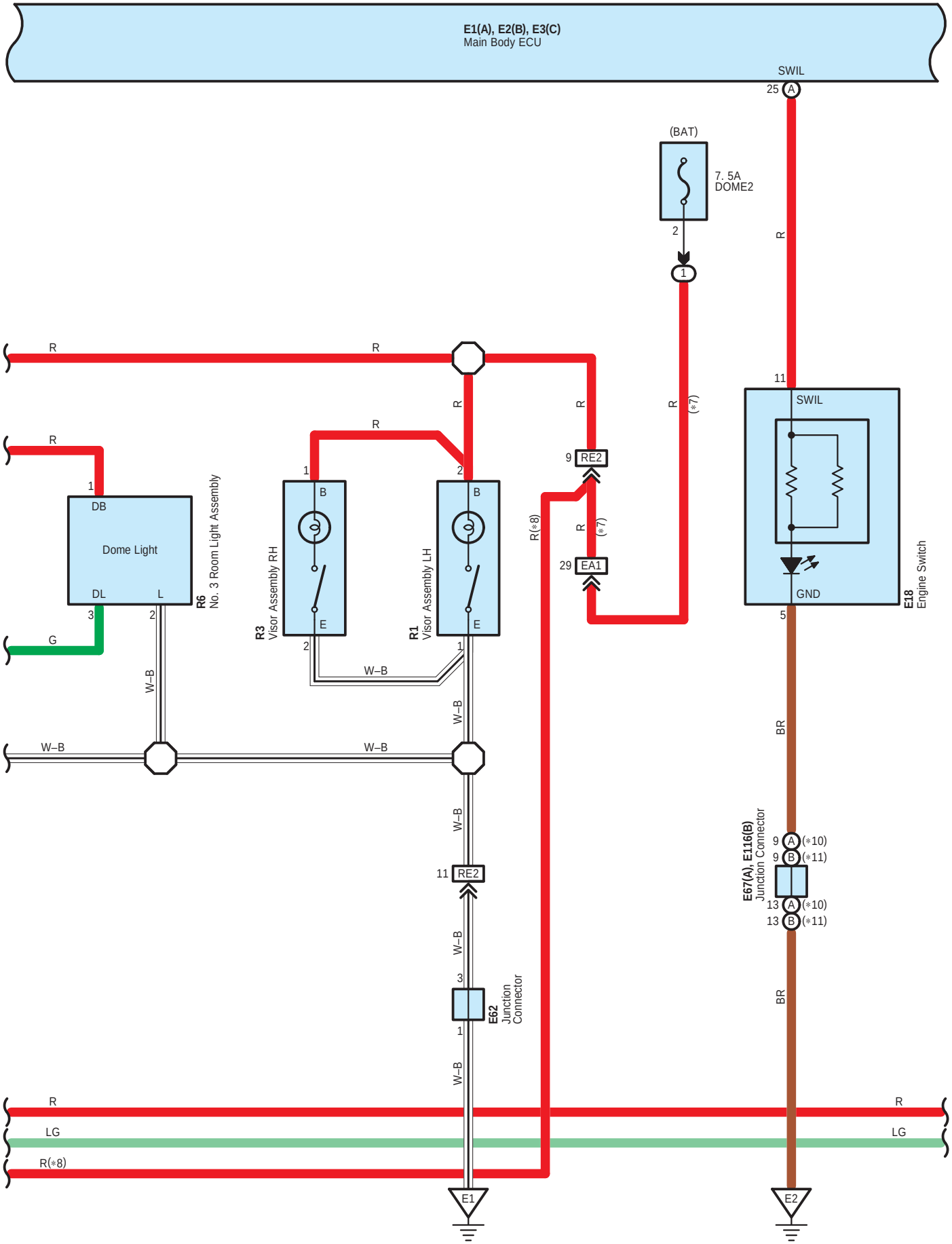
E1(A), E2(B), E3(C)
Main Body ECU
SWIL
25 A
(BAT)
7. 5A
DOME2
2
1
R
R
R
R
R
R
R
(*7)
11
SWIL
9 RE2
R(*8)
R
(*7)
29 EA1
GND
5
E18
Engine Switch
1
DB
Dome Light
DL
L
3
2
G
R6
No. 3 Room Light Assembly
1
B
E
2
R3
Visor Assembly RH
2
B
E
1
R1
Visor Assembly LH
W–B
W–B
W–B
W–B
W–B
W–B
W–B
W–B
11 RE2
3
1
E62
Junction
Connector
BR
9 A (*10)
9 B (*11)
13 A (*10)
13 B (*11)
E67(A), E116(B)
Junction Connector
BR
R
R
LG
LG
R(*8)
E1
E2

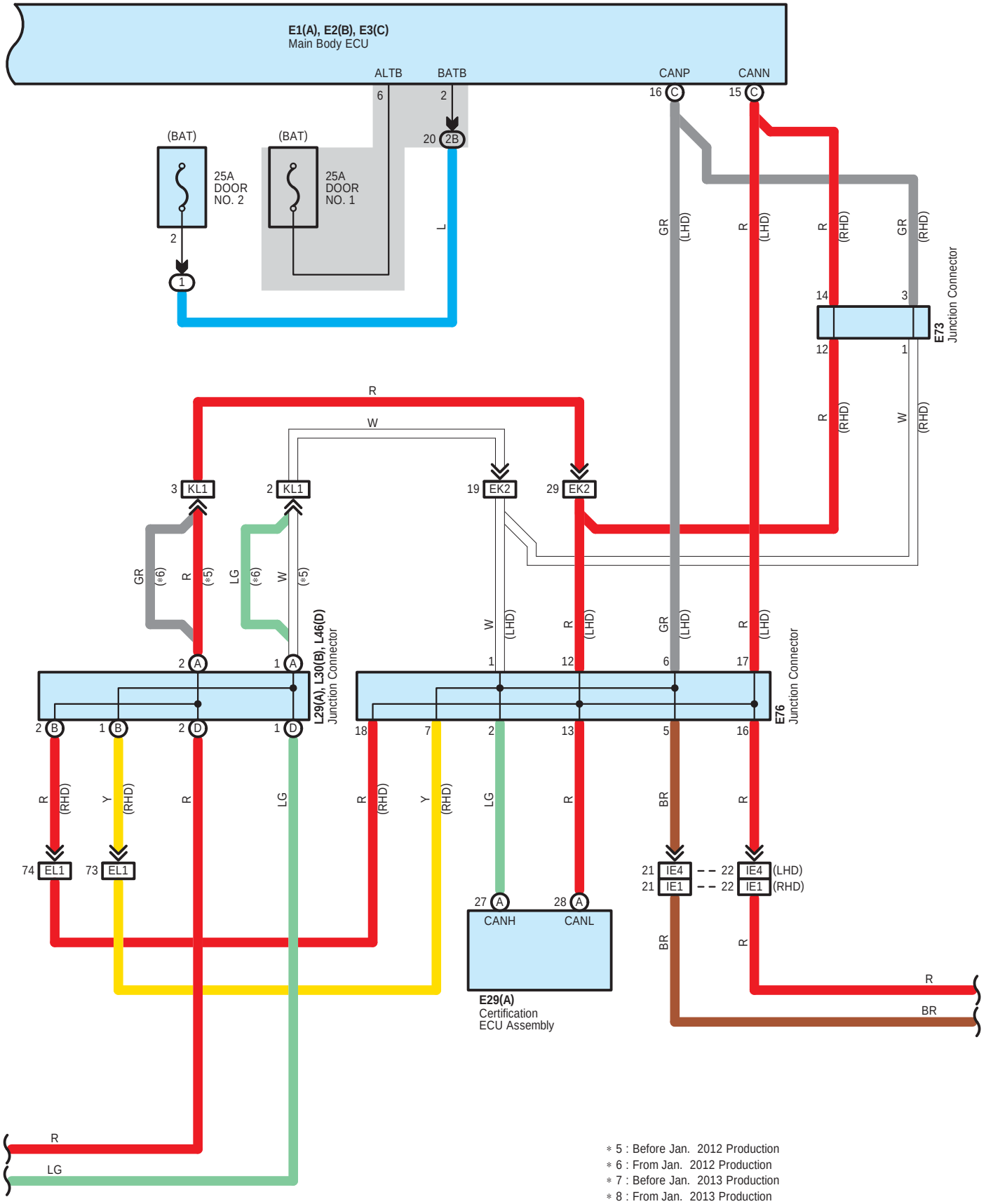

∗ 5 : Before Jan. 2012 Production
∗ 6 : From Jan. 2012 Production
∗ 7 : Before Jan. 2013 Production
∗ 8 : From Jan. 2013 Production
∗10 : RHD, LHD Before Aug. 2013 Production
∗11 : LHD From Aug. 2013 Production

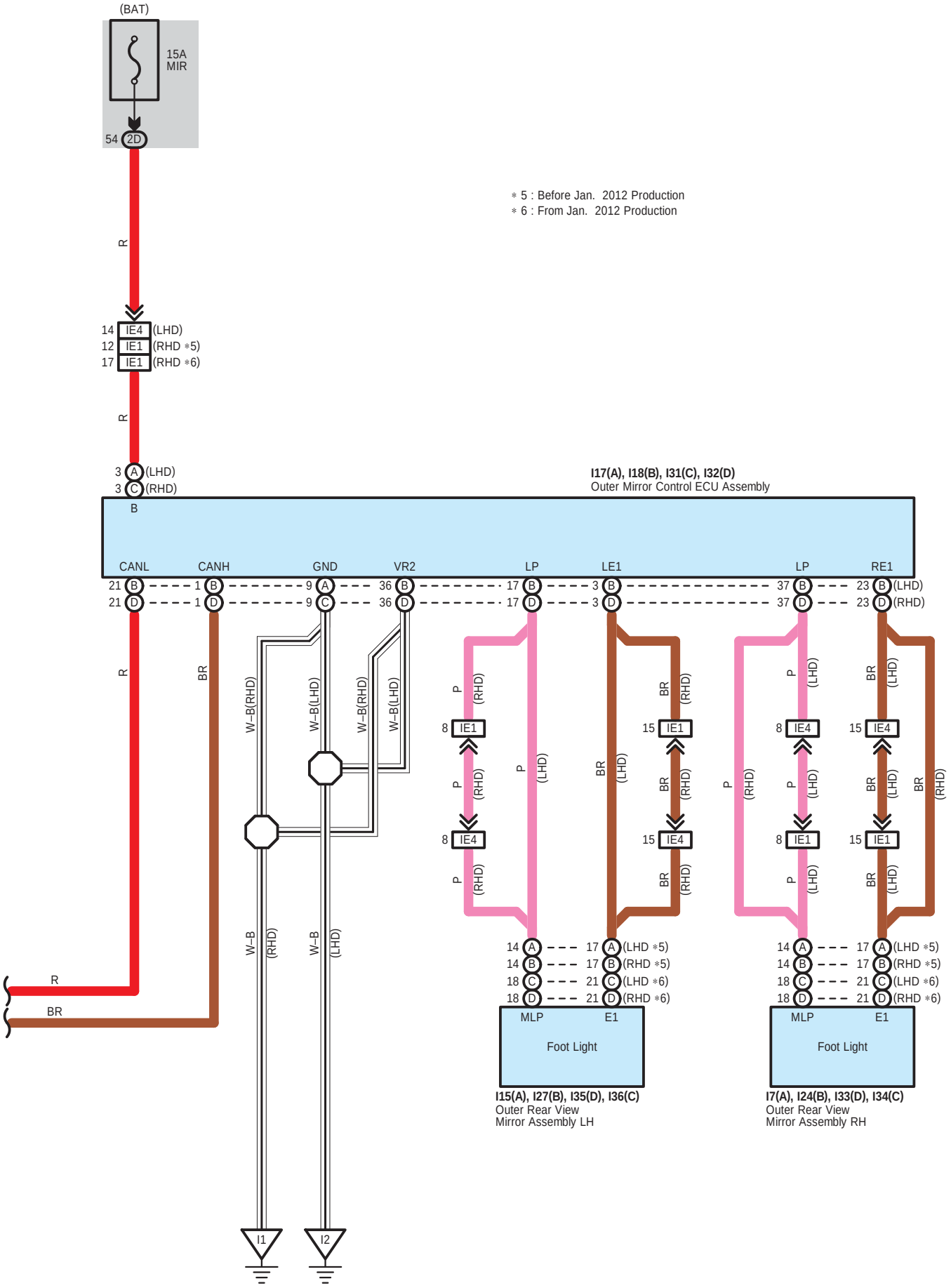
(BAT)
15A
MIR
54 2D
R
14 IE4 (LHD)
12 IE1 (RHD ∗5)
17 IE1 (RHD ∗6)
R
3 A (LHD)
3 C (RHD)
B
∗ 5 : Before Jan. 2012 Production
∗ 6 : From Jan. 2012 Production
I17(A), I18(B), I31(C), I32(D)
Outer Mirror Control ECU Assembly
CANL
CANH
GND
VR2
LP
LE1
LP
RE1
21 B
21 D
1 B
1 D
9 A
9 C
36 B
36 D
17 B
17 D
3 B
3 D
37 B
37 D
23 B (LHD)
23 D (RHD)
R
BR
W–B(RHD)
W–B(LHD)
W–B(RHD)
W–B(LHD)
P (RHD)
8 IE1
P (RHD)
8 IE4
P (RHD)
P (LHD)
BR (LHD)
BR (RHD)
15 IE1
BR (RHD)
15 IE4
BR (RHD)
P (RHD)
P (LHD)
8 IE4
P (LHD)
8 IE1
P (LHD)
BR (LHD)
15 IE4
BR (LHD)
15 IE1
BR (LHD)
BR (RHD)
W–B (RHD)
W–B (LHD)
R
BR
14 A
14 B
18 C
18 D
17 A (LHD ∗5)
17 B (RHD ∗5)
21 C (LHD ∗6)
21 D (RHD ∗6)
MLP
E1
Foot Light
I15(A), I27(B), I35(D), I36(C)
Outer Rear View
Mirror Assembly LH
14 A
14 B
18 C
18 D
17 A (LHD ∗5)
17 B (RHD ∗5)
21 C (LHD ∗6)
21 D (RHD ∗6)
MLP
E1
Foot Light
I7(A), I24(B), I33(D), I34(C)
Outer Rear View
Mirror Assembly RH
I1
I2

E 1
White

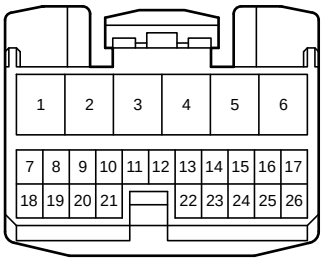

E 2
White

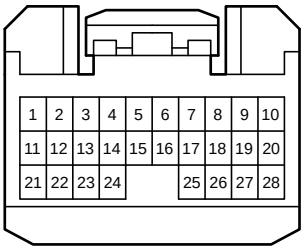

E 3
White

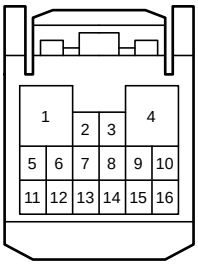

E 18
Black

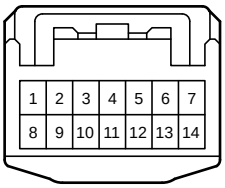

E 29
White

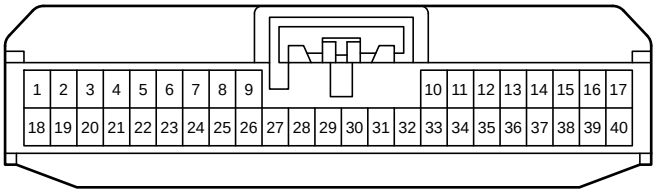

E 58
White

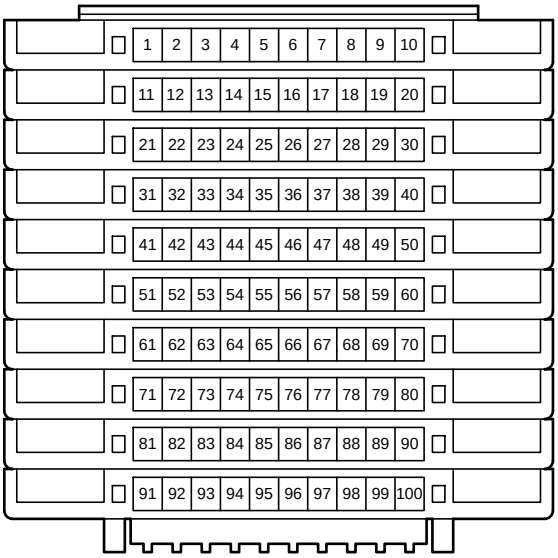

E 59
White

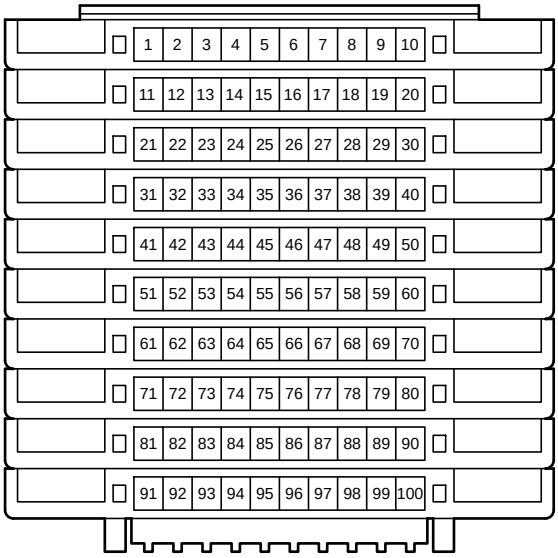

E 61
White

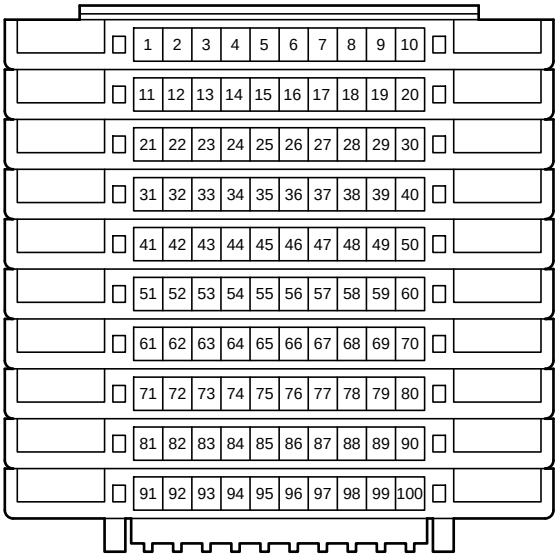

E 62
White

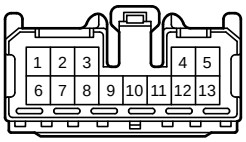

E 67
White

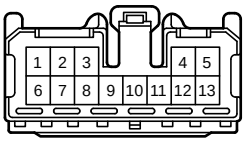

E 73
Gray

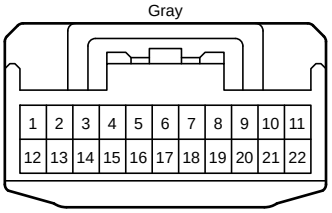

E 76
Gray

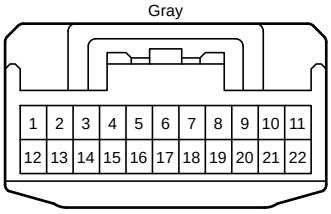

E 81
White

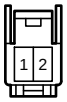

E 88
White

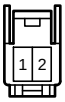

E116
White

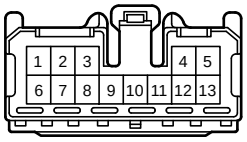

I 5
White

I 6
White

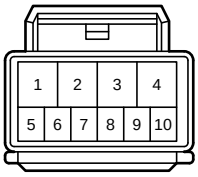

I 7
White

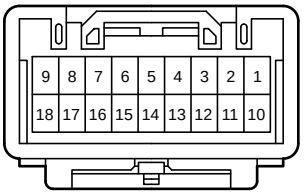

I 8
White

I 13
White

I 14
White

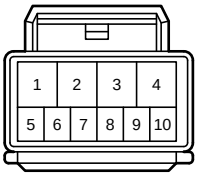

I 15
White

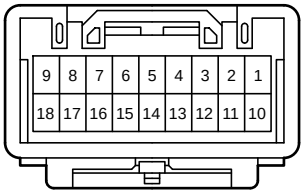

I 16
White

I 17
White

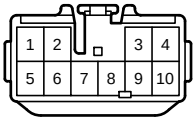

I 18
White

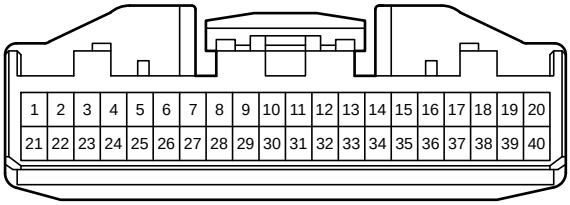

I 20
White



I 21
White

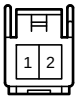

I 24
White

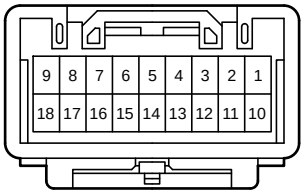

I 27
White

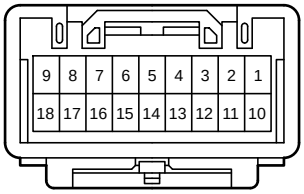

I 29
White

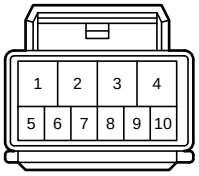

I 30
White

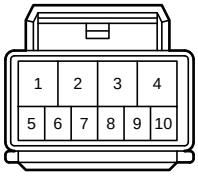

I 31
White

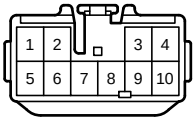

I 32
White

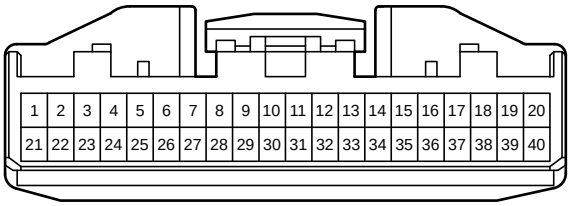

I 33
White

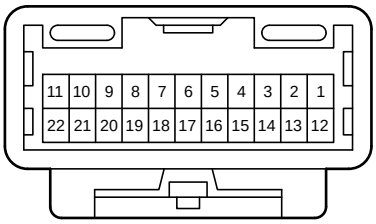

I 34
White

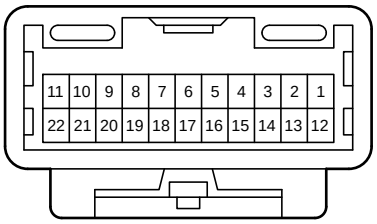

I 35
White

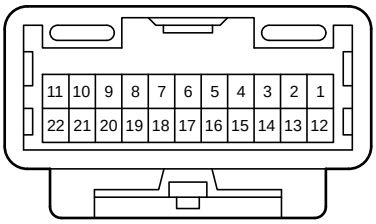

I 36
White

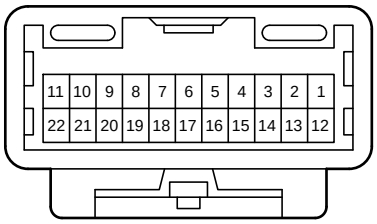

J 5
White

J 6
White

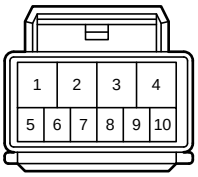

J 7
White

J 12
White

J 13
White

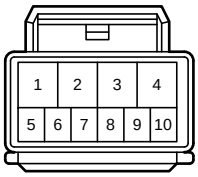

J 14
White

J 16
White



J 18
White



K 2
White

K 3
White

K 15
White

K 34
White

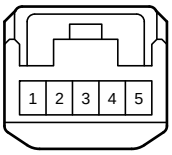

K 35
White

K 36
White

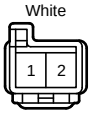

L 1
White

L 2
White

L 12
White



L 29
White

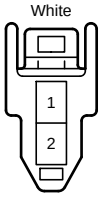

L 30
White

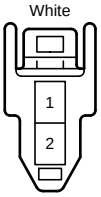

L 33
White

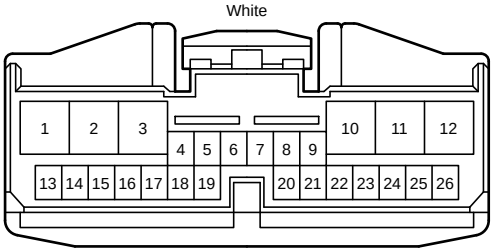

L 35
White

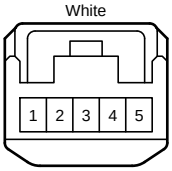

L 36
White

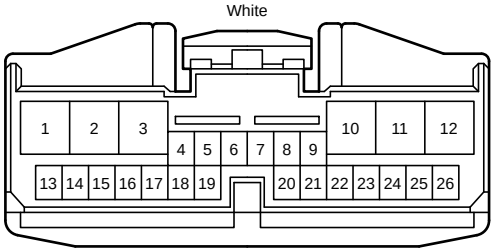

L 41
White

L 42
White

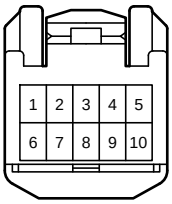

L 46
White

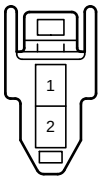

L 47
White

R 1
White

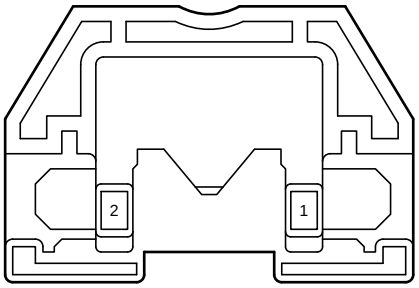

R 3
White

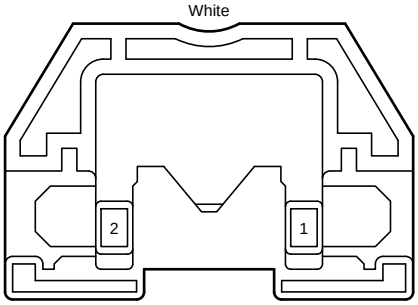

R 6
White

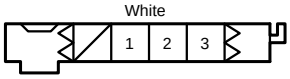

R 7
White

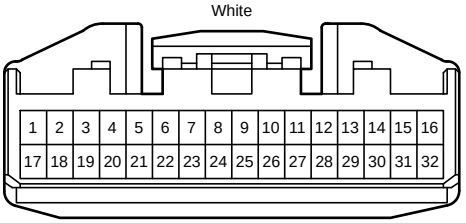

R 10
White

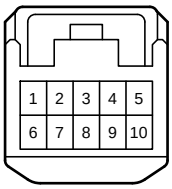

R 12
White

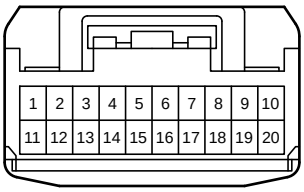

S 1
Black

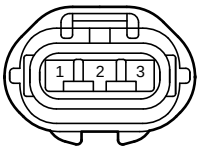

S 15
White

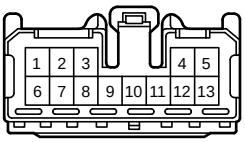

S 16
White

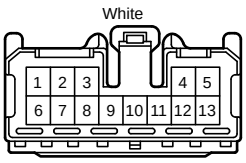

S 19
Black

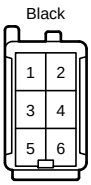

S 22
Black

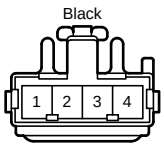

S 24
White

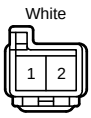

S 25
Dark Gray

c 32
Black

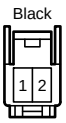

c 48
Black

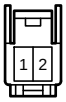

g 1
White

g 2
White

2B
White

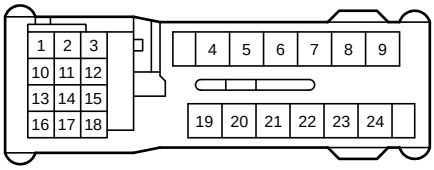

2C
White

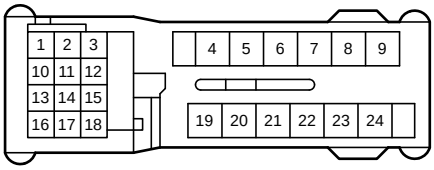

2D
White

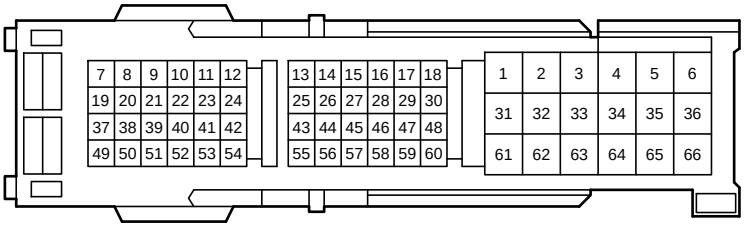

AK2
Gray

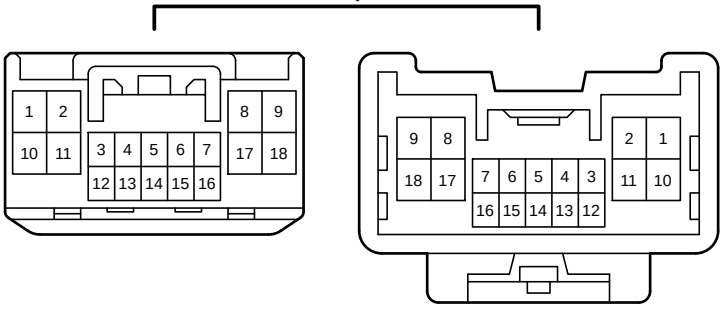

EA1
White

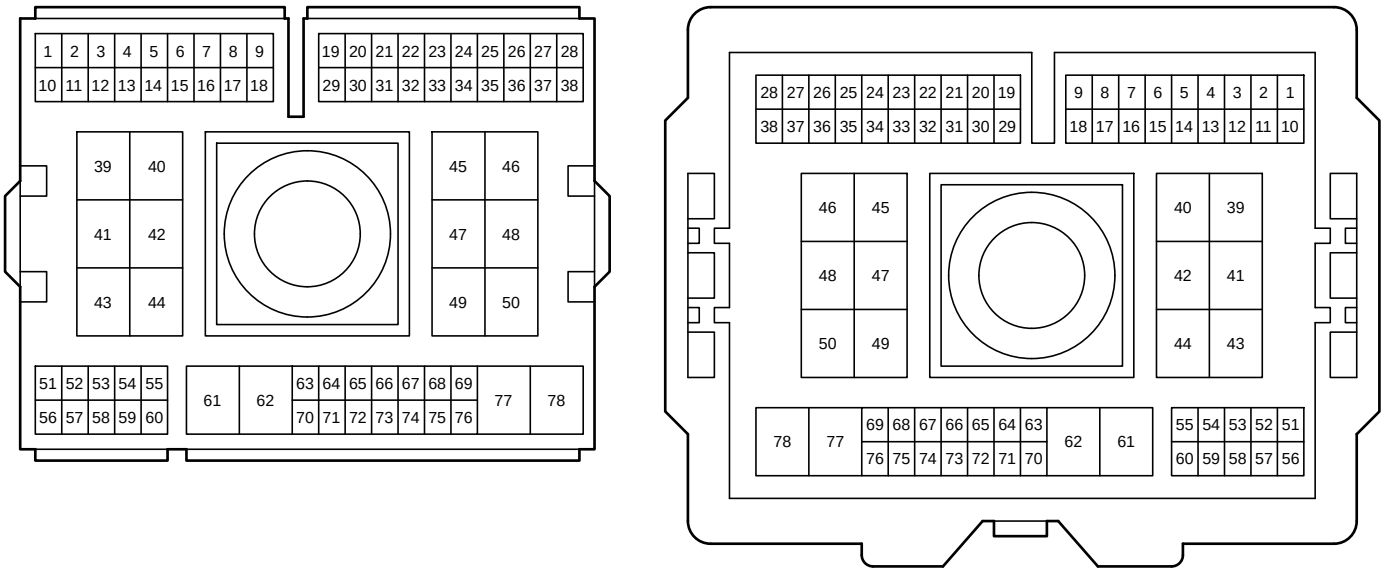

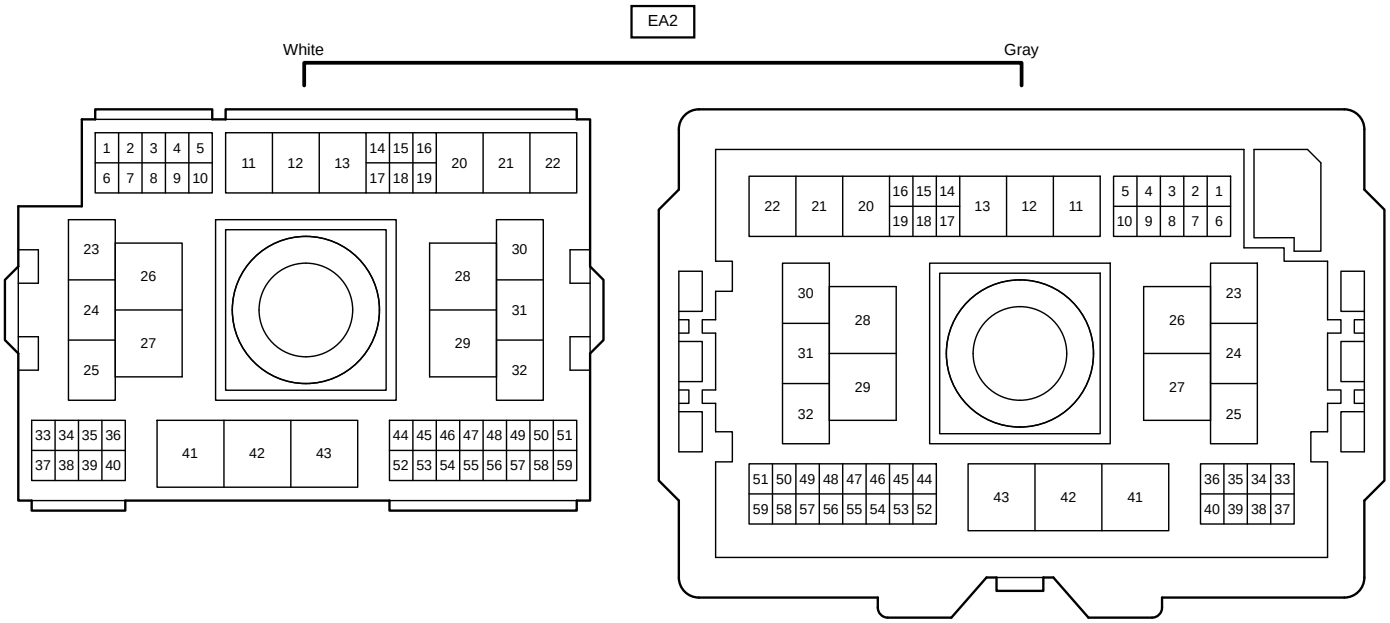
EA2
White
Gray

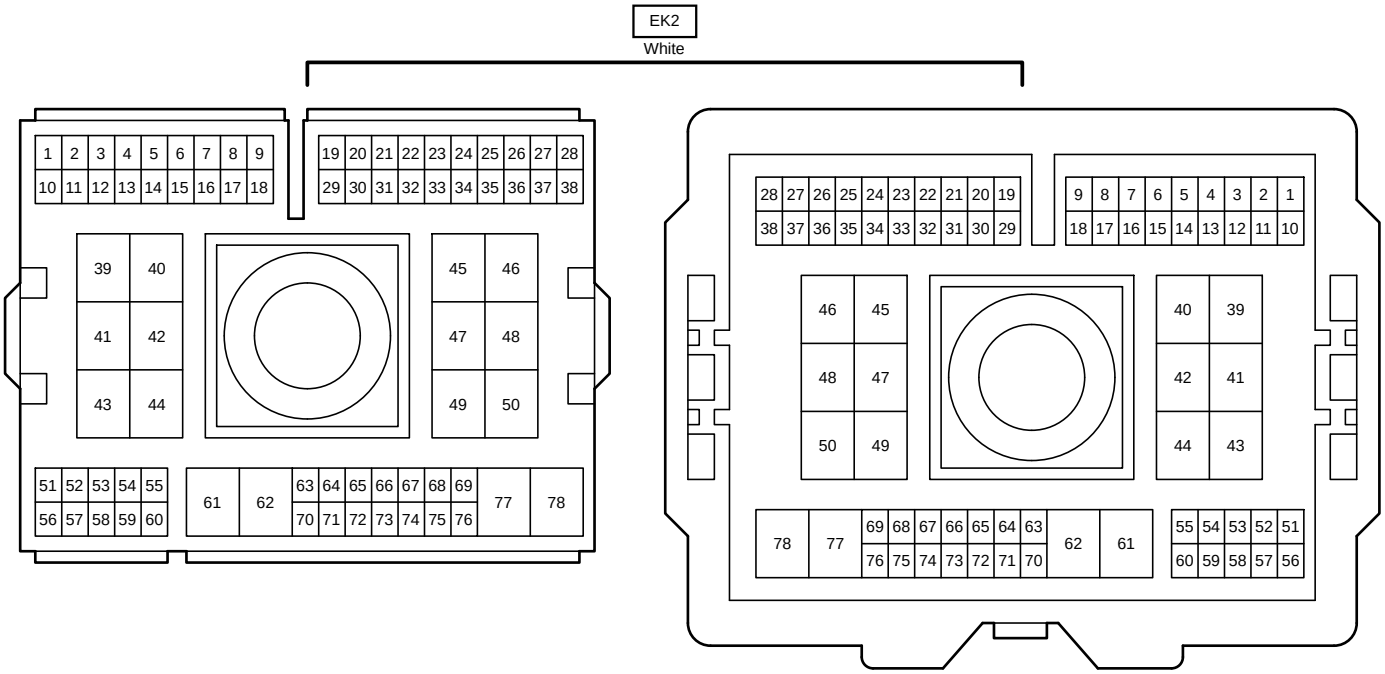
EK2
White

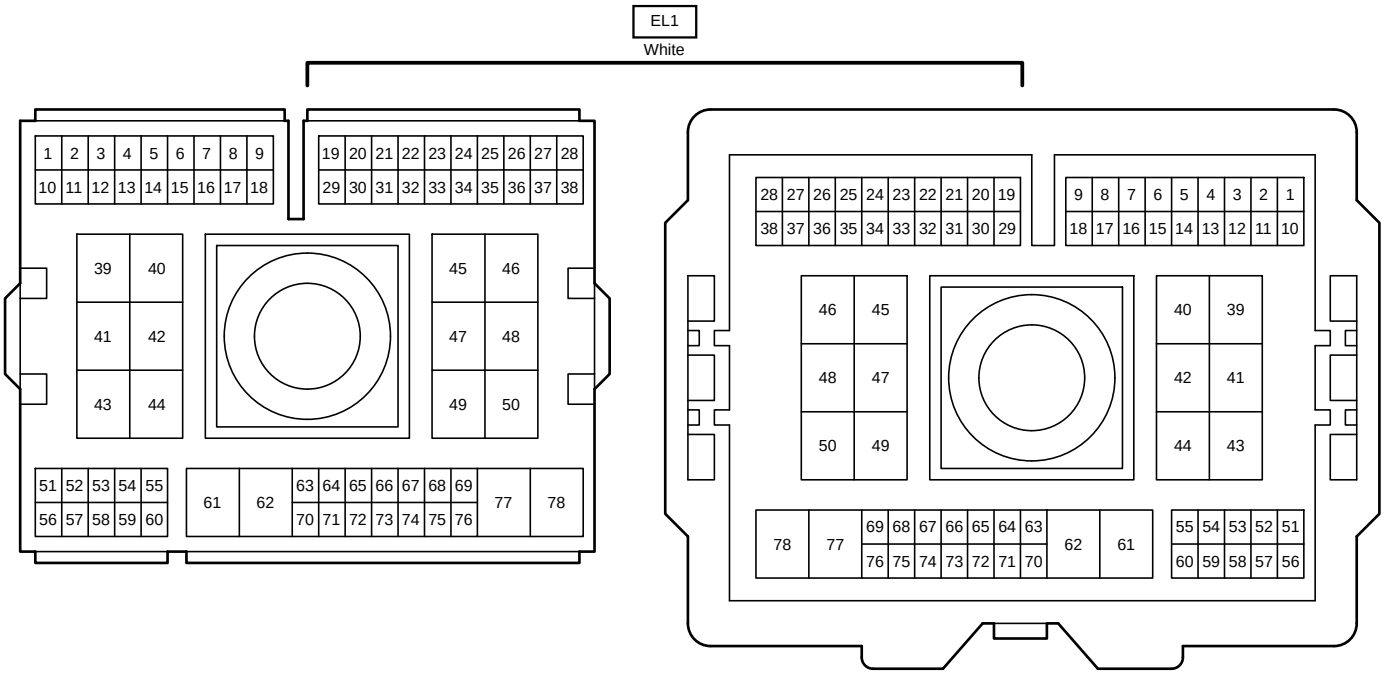
EL1
White

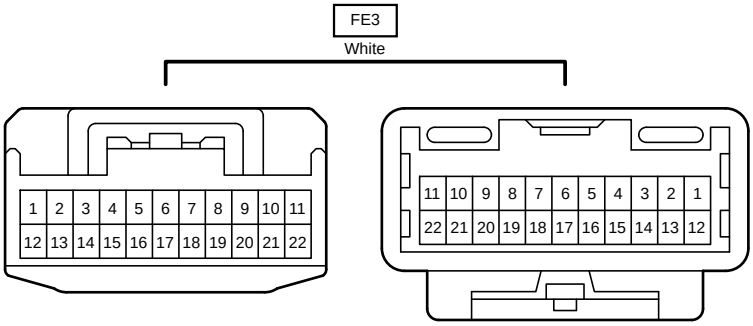
FE3
White

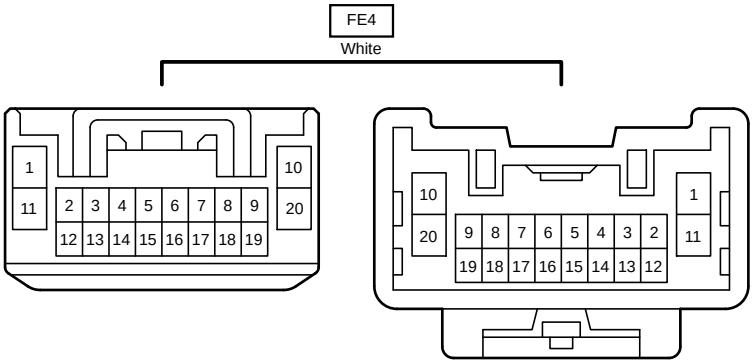
FE4
White

FL2
Blue

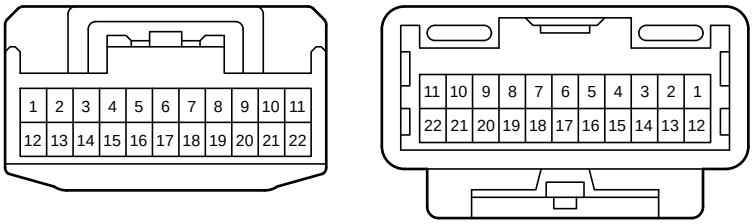

IE1
Gray

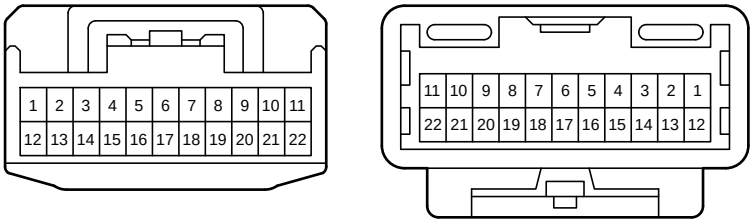

IE2
Blue

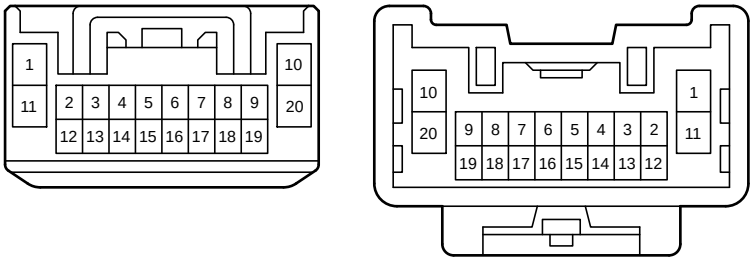

IE3
White

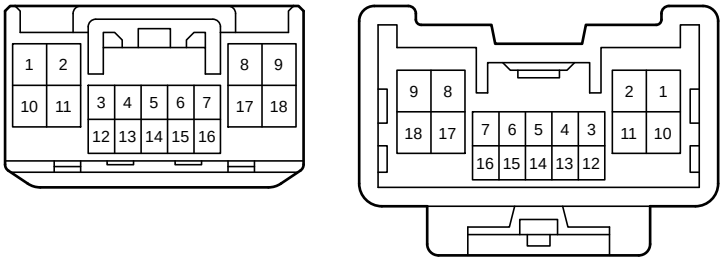

IE4
Gray

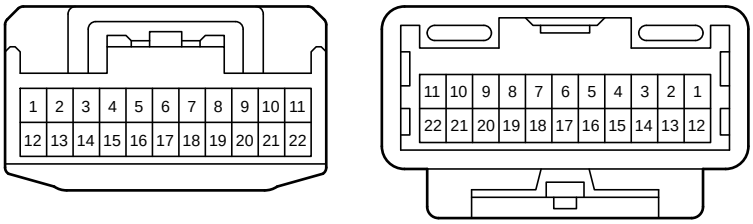

IE5
Blue

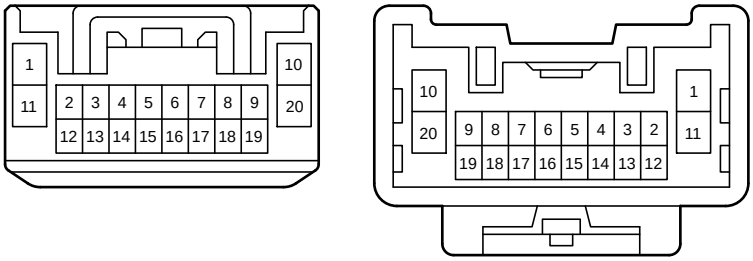

IE6
White

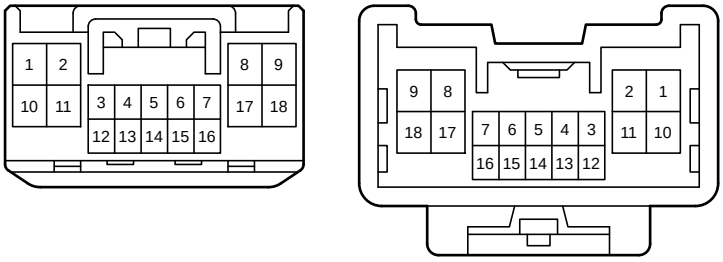

JK1
White

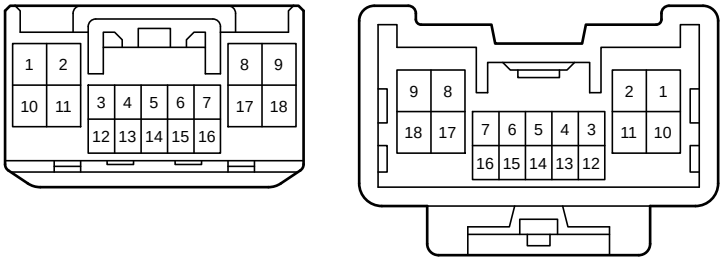

JK2
White

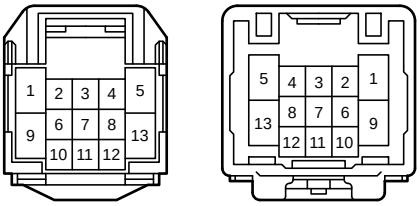

JL1
White

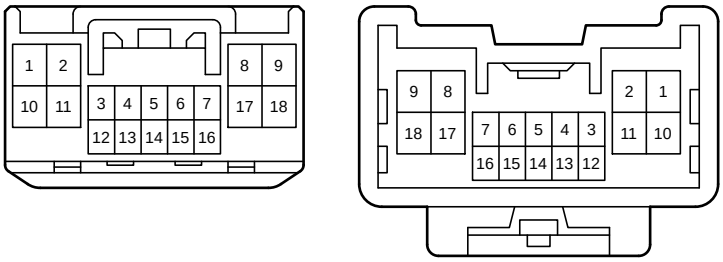

JL2
White

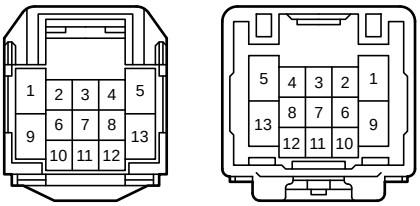

KL1
White

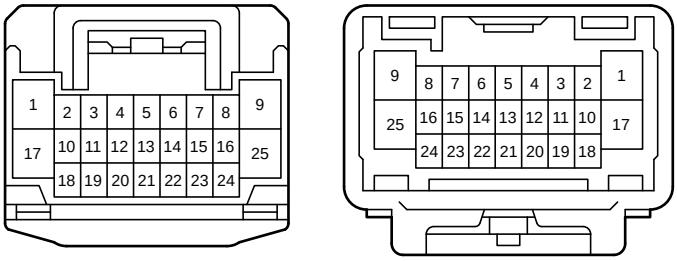

KL2
White

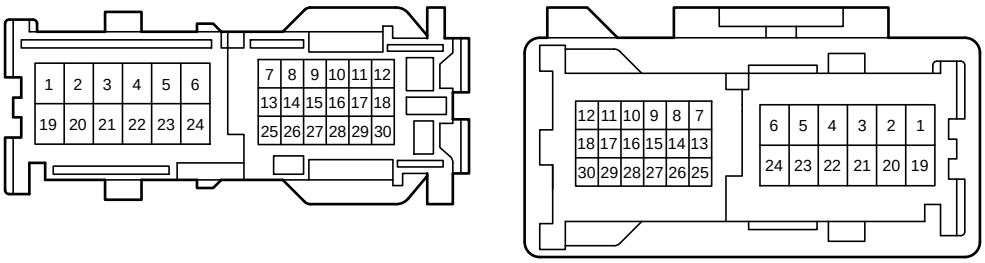

Kc1
White

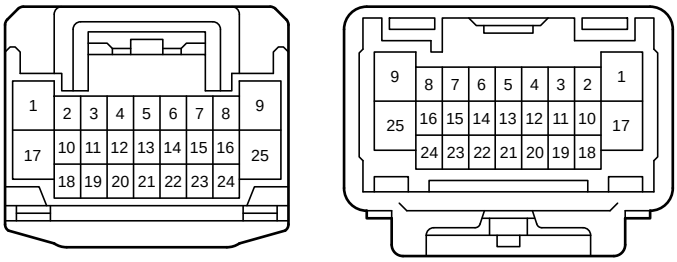

Kg1
Gray White

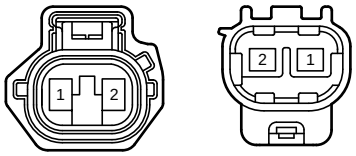

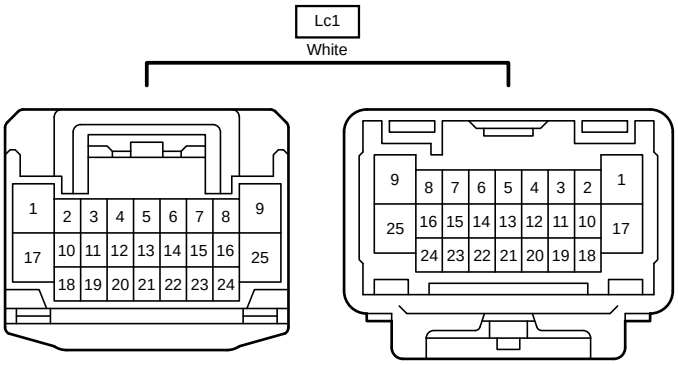
Lc1
White
1 2 3 4 5 6 7 8 9
17 10 11 12 13 14 15 16 25
18 19 20 21 22 23 24
9 8 7 6 5 4 3 2 1
25 16 15 14 13 12 11 10 17
24 23 22 21 20 19 18

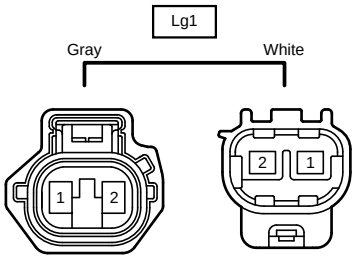
Lg1
Gray
White
1 2
2 1

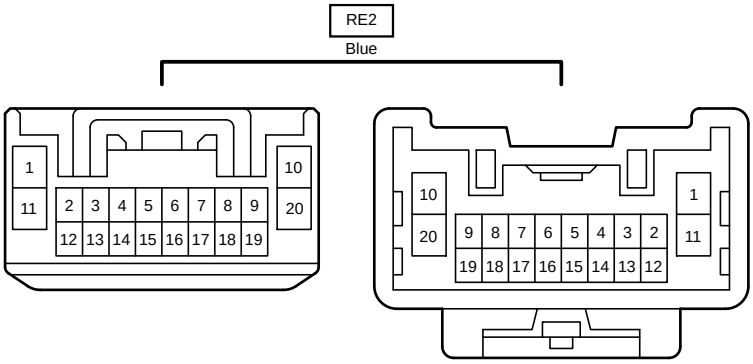
RE2
Blue
1 10
11 2 3 4 5 6 7 8 9 20
12 13 14 15 16 17 18 19
10 1
20 9 8 7 6 5 4 3 2 11
19 18 17 16 15 14 13 12

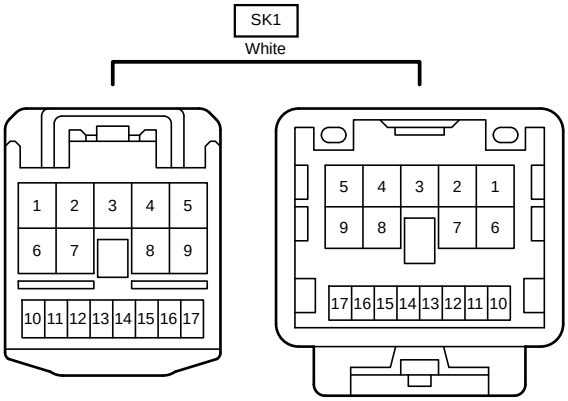
SK1
White
1 2 3 4 5
6 7 8 9
10 11 12 13 14 15 16 17
5 4 3 2 1
9 8 7 6
17 16 15 14 13 12 11 10

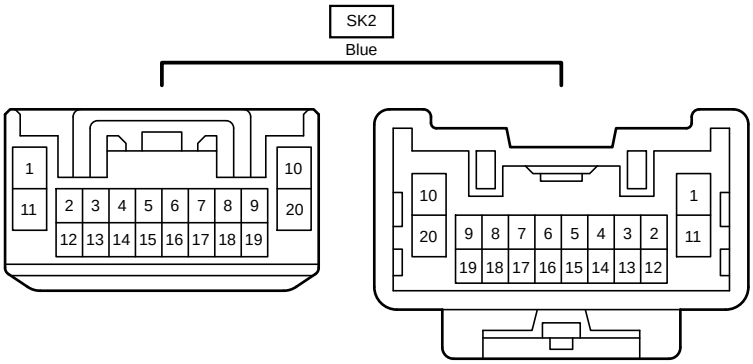
SK2
Blue
1 10
11 2 3 4 5 6 7 8 9 20
12 13 14 15 16 17 18 19
10 1
20 9 8 7 6 5 4 3 2 11
19 18 17 16 15 14 13 12