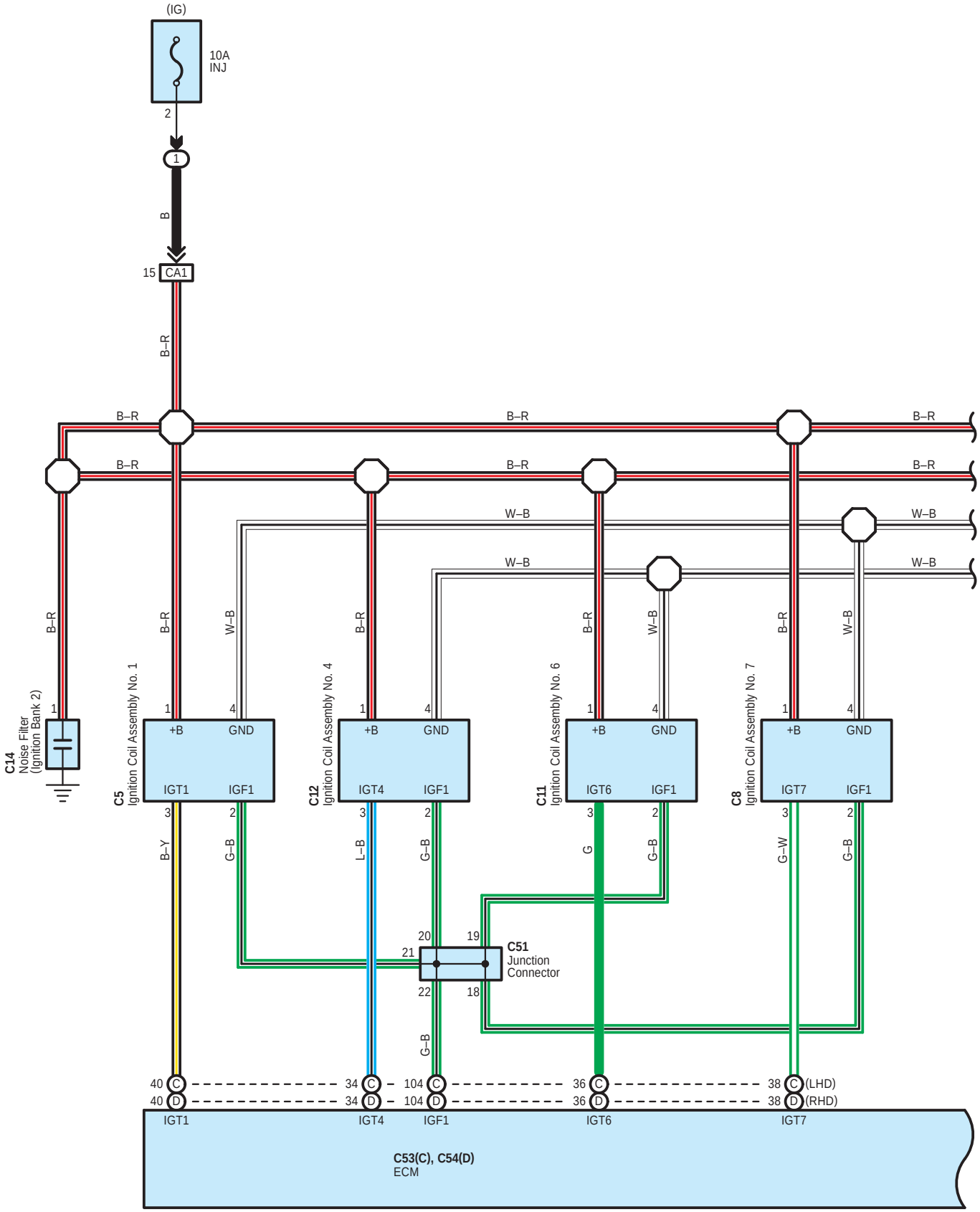
(IG)
10A
INJ
2
1
B
15
CA1
B–R
W–B
C14
Noise Filter
(Ignition Bank 2)
C5
Ignition Coil Assembly No. 1
C12
Ignition Coil Assembly No. 4
C11
Ignition Coil Assembly No. 6
C8
Ignition Coil Assembly No. 7
+B
GND
IGT1
IGF1
IGT4
IGT6
IGT7
B–Y
G–B
L–B
G
G–W
C51
Junction
Connector
40
34
104
36
38
(LHD)
(RHD)
C53(C), C54(D)
ECM

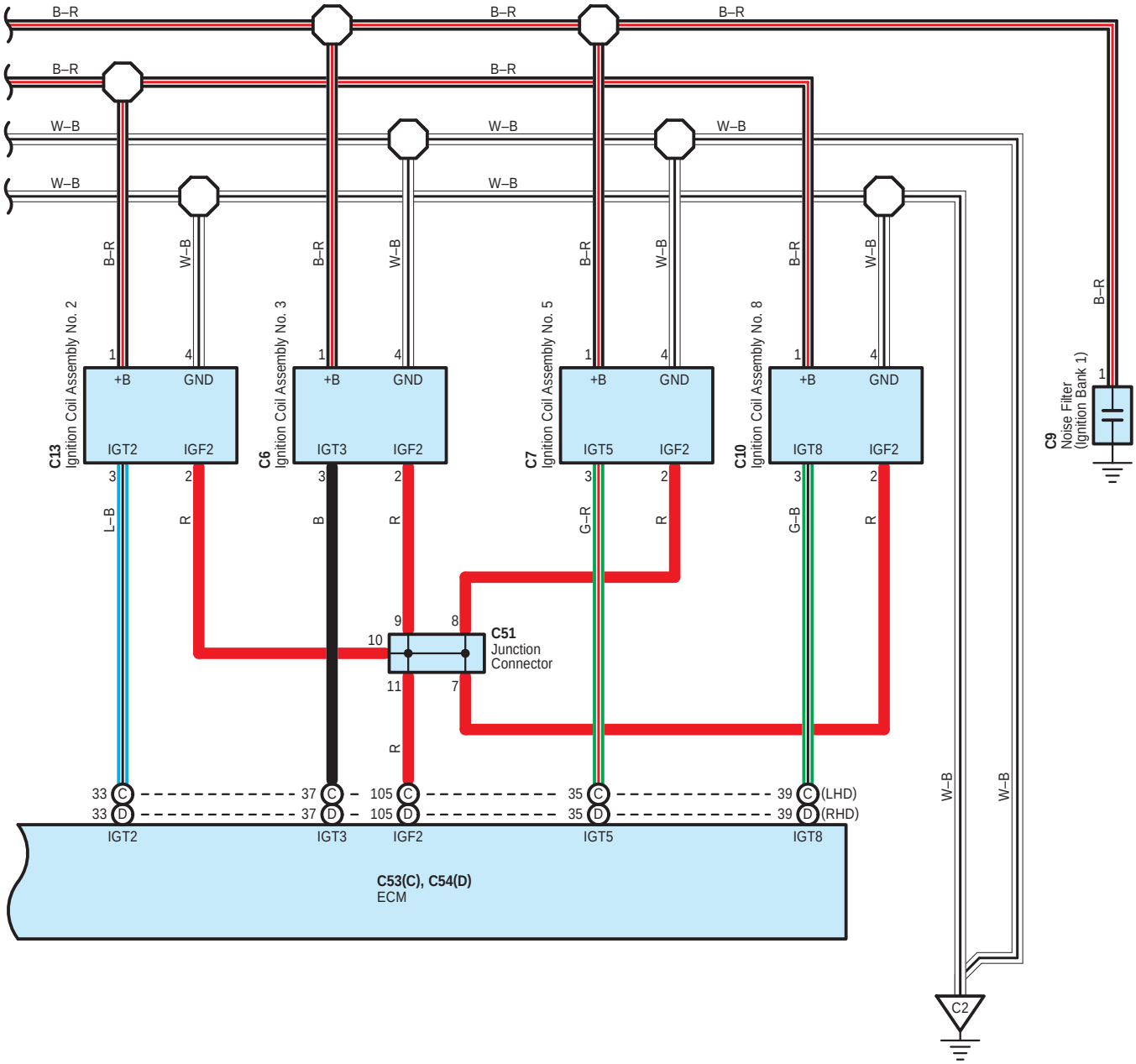
B–R
W–B
C13
Ignition Coil Assembly No. 2
C6
Ignition Coil Assembly No. 3
C7
Ignition Coil Assembly No. 5
C10
Ignition Coil Assembly No. 8
+B
GND
IGT2
IGF2
IGT3
IGT5
IGT8
L–B
R
B
G–R
G–B
C51
Junction
Connector
C9
Noise Filter
(Ignition Bank 1)
33 C
33 D
37 C
37 D
105 C
105 D
35 C
35 D
39 C (LHD)
39 D (RHD)
C53(C), C54(D)
ECM
C2

C 5
Black

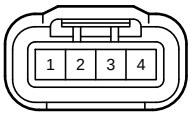

C 6
Black

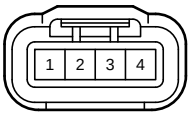

C 7
Black

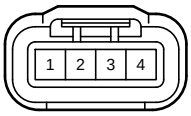

C 8
Black

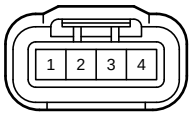

C 9
Gray



C 10
Black

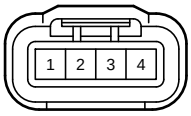

C 11
Black

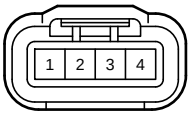

C 12
Black

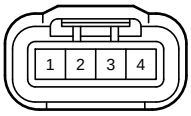

C 13
Black

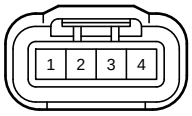

C 14
Gray

C 51
White

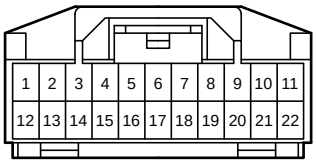

C 53
Black

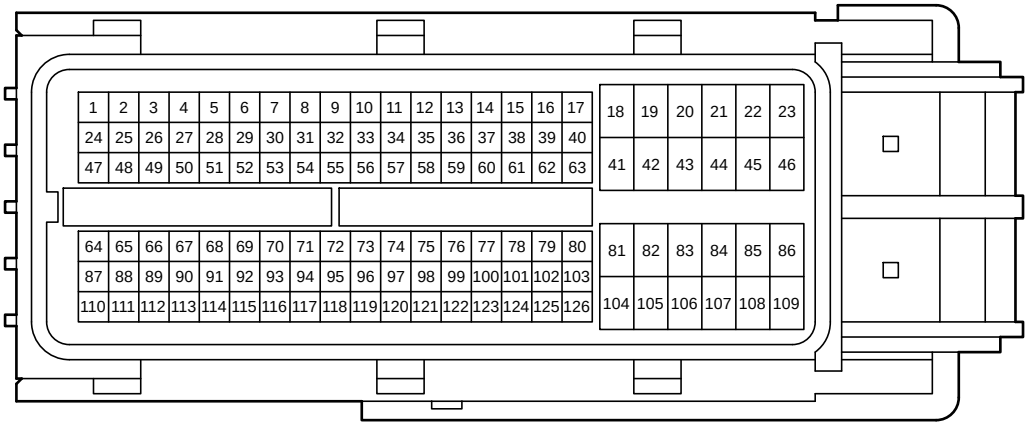

C 54
Black

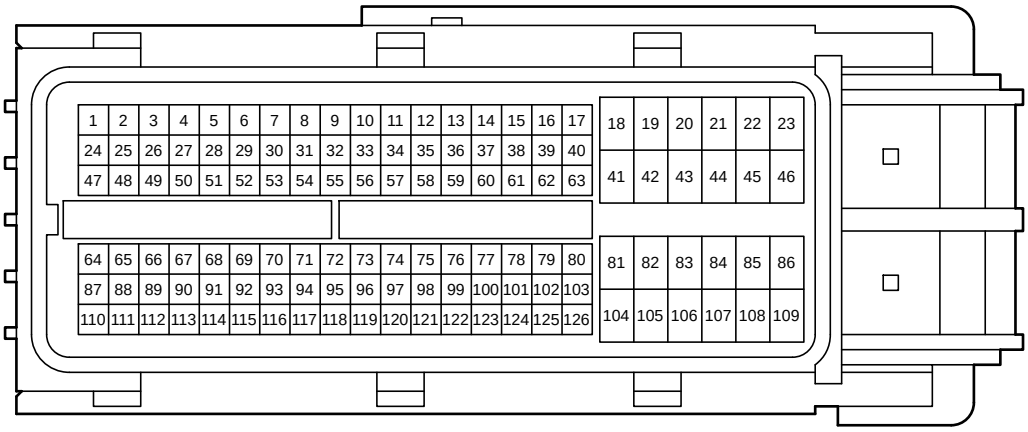

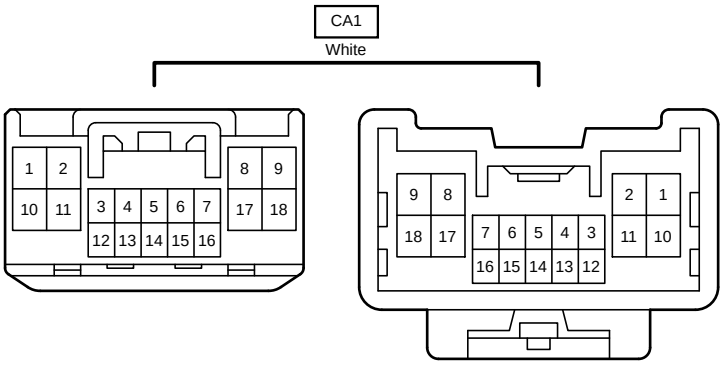
CA1
White
1
2
10
11
3
4
5
6
7
12
13
14
15
16
8
9
17
18
9
8
18
17
7
6
5
4
3
16
15
14
13
12
2
1
11
10