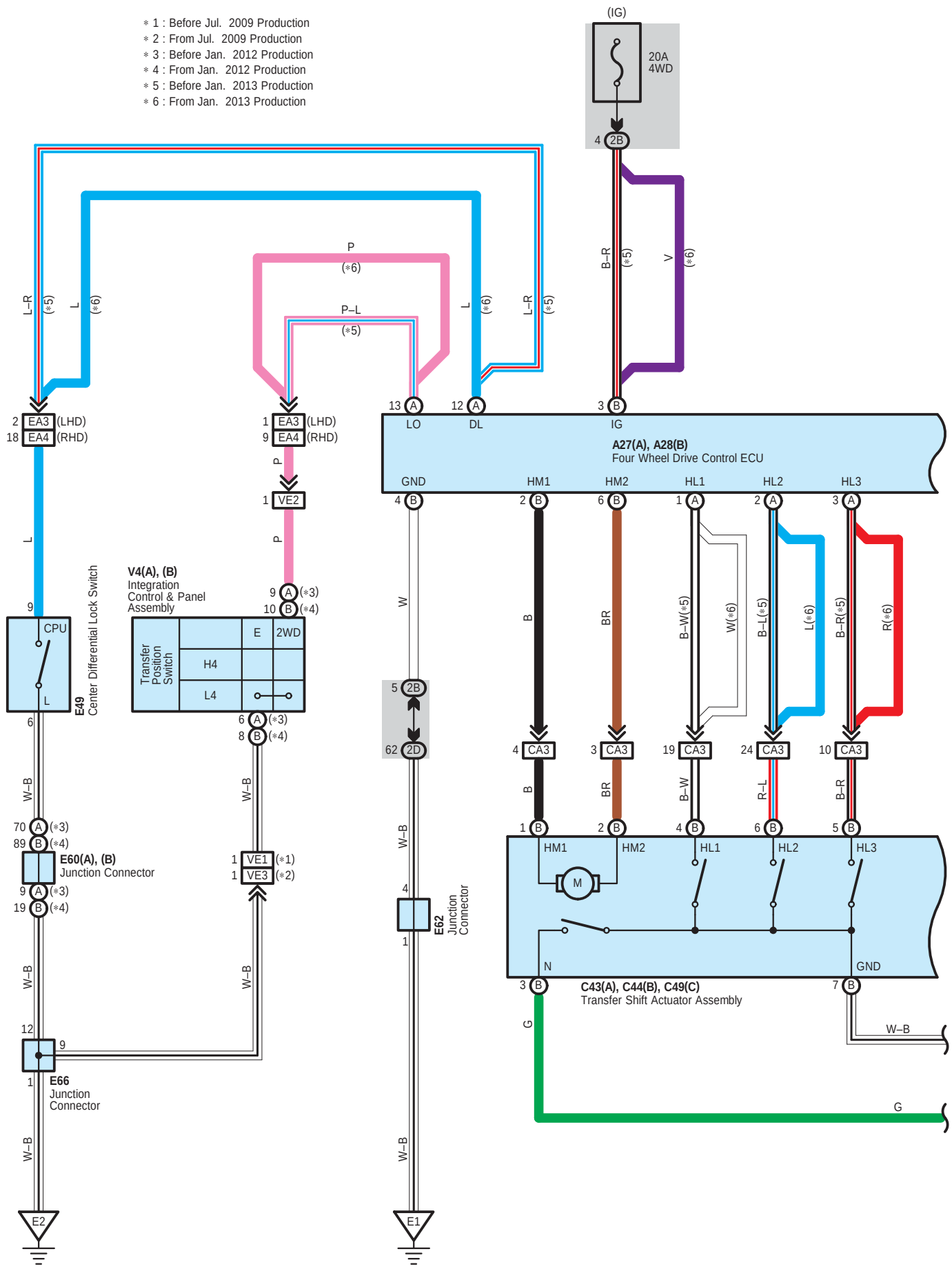
∗ 1 : Before Jul. 2009 Production
∗ 2 : From Jul. 2009 Production
∗ 3 : Before Jan. 2012 Production
∗ 4 : From Jan. 2012 Production
∗ 5 : Before Jan. 2013 Production
∗ 6 : From Jan. 2013 Production
(IG)
20A
4WD
A27(A), A28(B)
Four Wheel Drive Control ECU
GND
HM1
HM2
HL1
HL2
HL3
LO
DL
IG
EA3 (LHD)
EA4 (RHD)
VE2
VE1
VE3
CA3
CPU
E49
Center Differential Lock Switch
V4(A), (B)
Integration
Control & Panel
Assembly
Transfer
Position
Switch
E
2WD
H4
L4
E60(A), (B)
Junction Connector
E66
Junction
Connector
E62
Junction
Connector
C43(A), C44(B), C49(C)
Transfer Shift Actuator Assembly
E2
E1

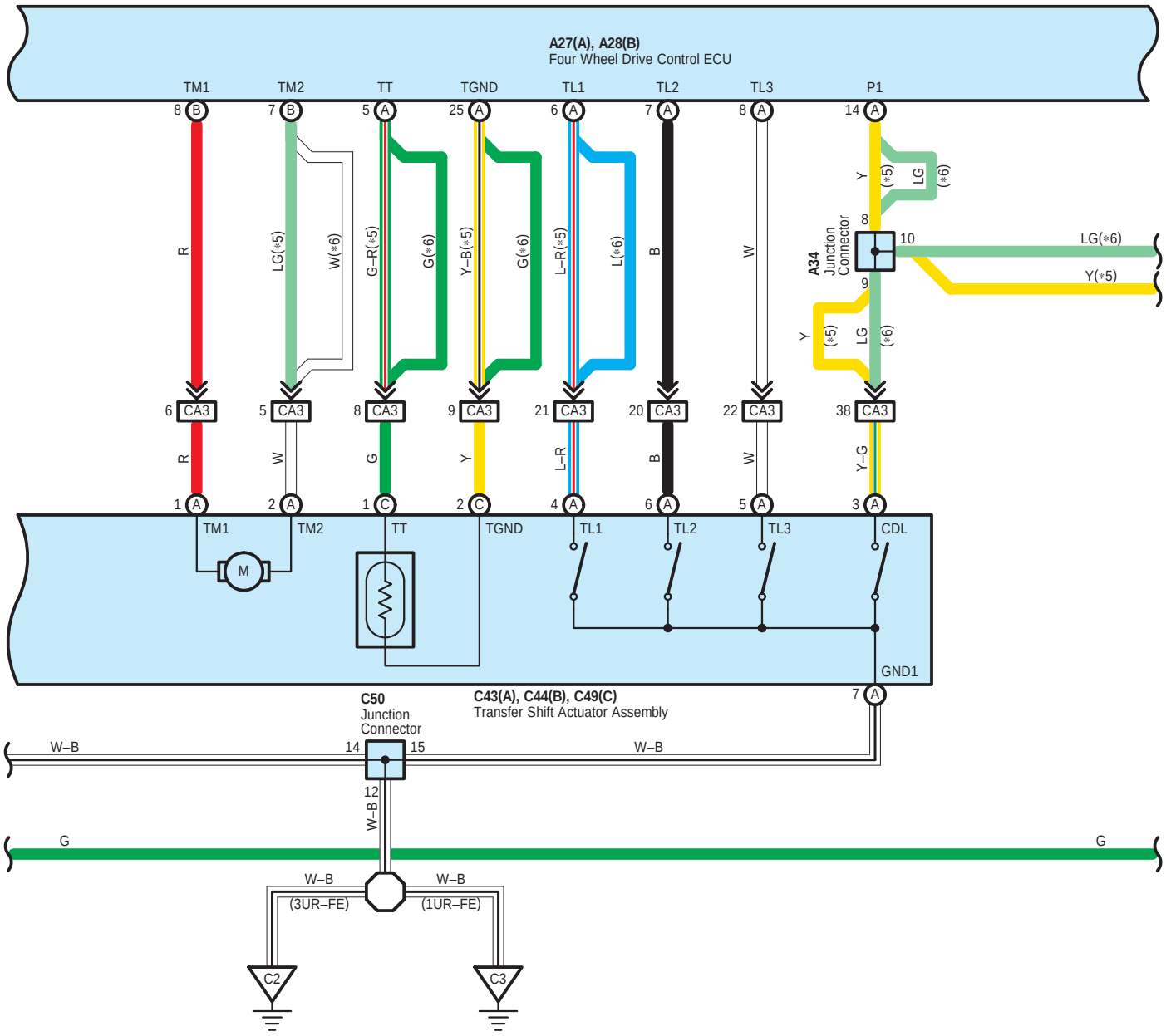
A27(A), A28(B)
Four Wheel Drive Control ECU
TM1
TM2
TT
TGND
TL1
TL2
TL3
P1
8 B
7 B
5 A
25 A
6 A
7 A
8 A
14 A
R
LG(*5)
W(*6)
G–R(*5)
G(*6)
Y–B(*5)
G(*6)
L–R(*5)
L(*6)
B
W
Y
(*5)
LG
(*6)
A34
Junction
Connector
8
10
9
LG(*6)
Y(*5)
6 CA3
5 CA3
8 CA3
9 CA3
21 CA3
20 CA3
22 CA3
38 CA3
R
W
G
Y
L–R
B
W
Y–G
1 A
2 A
1 C
2 C
4 A
6 A
5 A
3 A
TM1
TM2
TT
TGND
TL1
TL2
TL3
CDL
M
GND1
7 A
C50
Junction
Connector
C43(A), C44(B), C49(C)
Transfer Shift Actuator Assembly
W–B
14
15
W–B
12
W–B
G
G
W–B
W–B
(3UR–FE)
(1UR–FE)
C2
C3

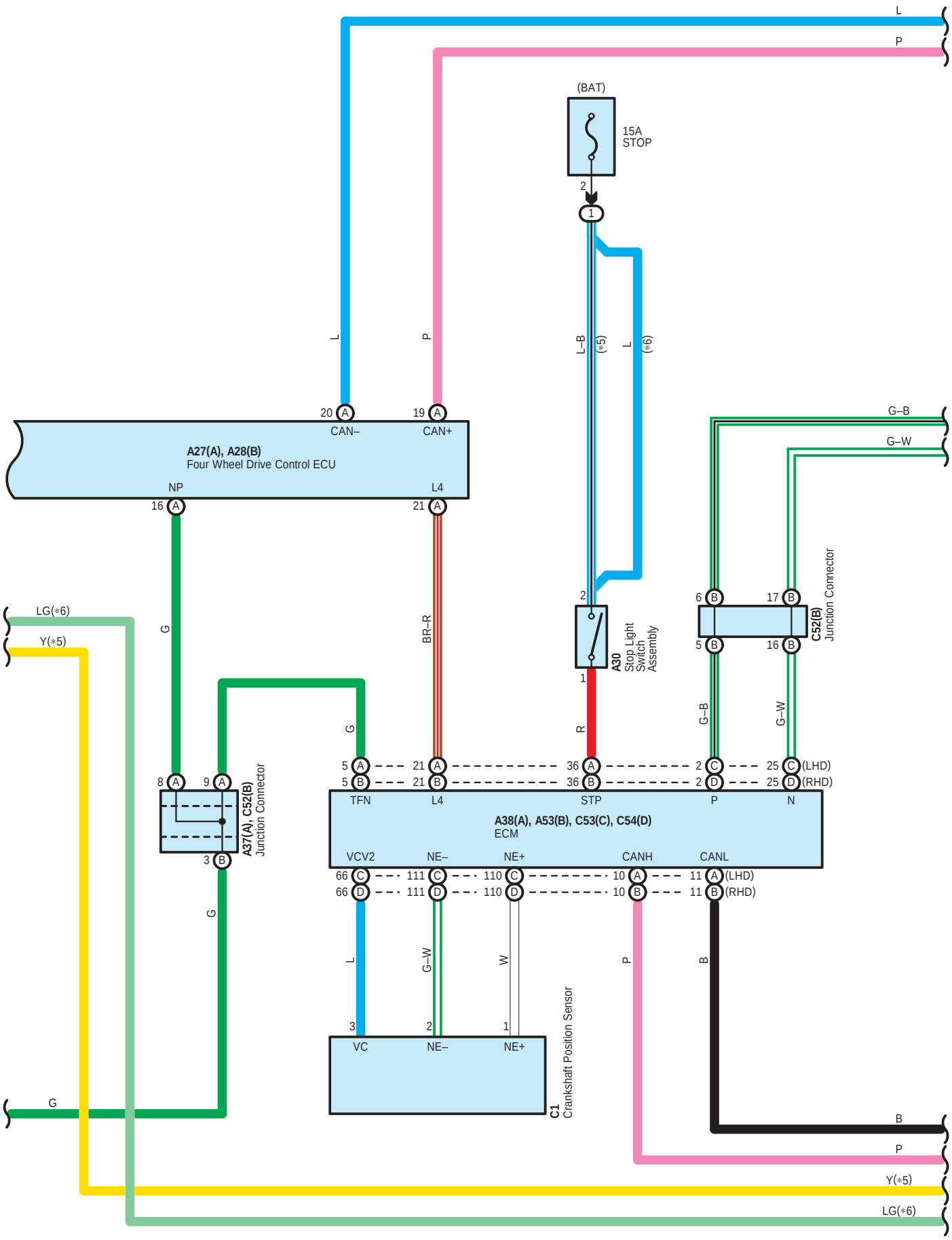
L
P
(BAT)
15A
STOP
2
1
L
P
L–B
(*5)
L
(*6)
20 A
19 A
CAN–
CAN+
A27(A), A28(B)
Four Wheel Drive Control ECU
NP
L4
16 A
21 A
G–B
G–W
LG(*6)
Y(*5)
G
BR–R
2
1
A30
Stop Light
Switch
Assembly
6 B
17 B
5 B
16 B
C52(B)
Junction Connector
G–B
G–W
R
G
8 A
9 A
3 B
A37(A), C52(B)
Junction Connector
5 A
5 B
21 A
21 B
36 A
36 B
2 C
2 D
25 C (LHD)
25 D (RHD)
TFN
L4
STP
P
N
A38(A), A53(B), C53(C), C54(D)
ECM
VCV2
NE–
NE+
CANH
CANL
66 C
66 D
111 C
111 D
110 C
110 D
10 A
10 B
11 A (LHD)
11 B (RHD)
G
L
G–W
W
P
B
3
2
1
VC
NE–
NE+
C1
Crankshaft Position Sensor
G
B
P
Y(*5)
LG(*6)

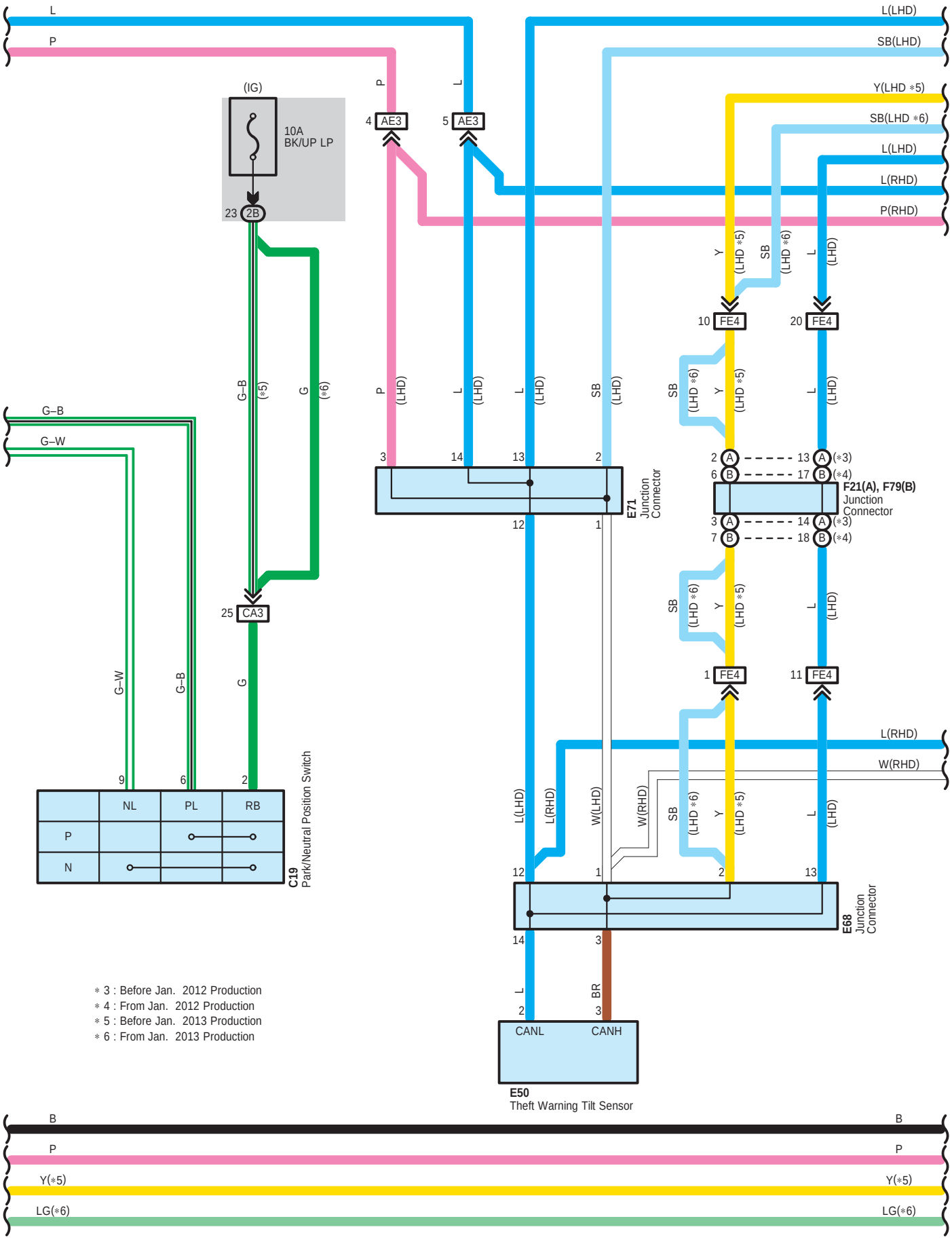
L
P
L(LHD)
SB(LHD)
Y(LHD ∗5)
SB(LHD ∗6)
L(LHD)
L(RHD)
P(RHD)
(IG)
10A
BK/UP LP
23 2B
4 AE3
5 AE3
10 FE4
20 FE4
1 FE4
11 FE4
25 CA3
G–B
G–W
E71
Junction
Connector
F21(A), F79(B)
Junction
Connector
E68
Junction
Connector
C19
Park/Neutral Position Switch
NL
PL
RB
P
N
L(RHD)
W(RHD)
CANL
CANH
E50
Theft Warning Tilt Sensor
∗ 3 : Before Jan. 2012 Production
∗ 4 : From Jan. 2012 Production
∗ 5 : Before Jan. 2013 Production
∗ 6 : From Jan. 2013 Production
B
P
Y(∗5)
LG(∗6)

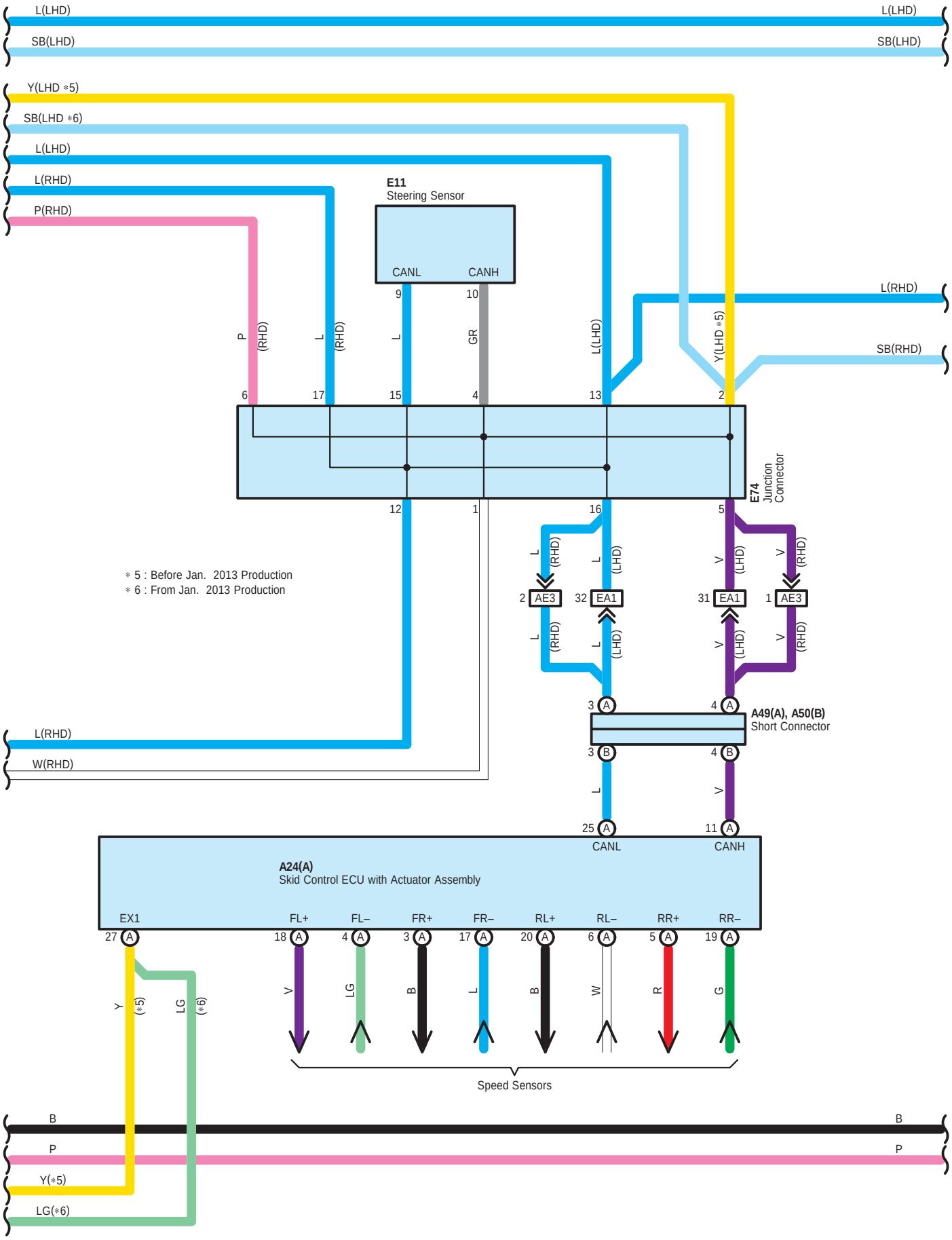
L(LHD)
SB(LHD)
Y(LHD ∗5)
SB(LHD ∗6)
L(LHD)
L(RHD)
P(RHD)
E11
Steering Sensor
CANL
CANH
9
10
P (RHD)
L (RHD)
L
GR
L(LHD)
Y(LHD ∗5)
L(RHD)
SB(RHD)
6
17
15
4
13
2
E74
Junction Connector
12
1
16
5
∗ 5 : Before Jan. 2013 Production
∗ 6 : From Jan. 2013 Production
L (RHD)
L (LHD)
V (LHD)
V (RHD)
2 AE3
32 EA1
31 EA1
1 AE3
3 A
4 A
A49(A), A50(B)
Short Connector
3 B
4 B
L(RHD)
W(RHD)
25 A
11 A
CANL
CANH
A24(A)
Skid Control ECU with Actuator Assembly
EX1
FL+
FL–
FR+
FR–
RL+
RL–
RR+
RR–
27 A
18 A
4 A
3 A
17 A
20 A
6 A
5 A
19 A
Y (∗5)
LG (∗6)
V
LG
B
L
B
W
R
G
Speed Sensors
B
P
Y(∗5)
LG(∗6)

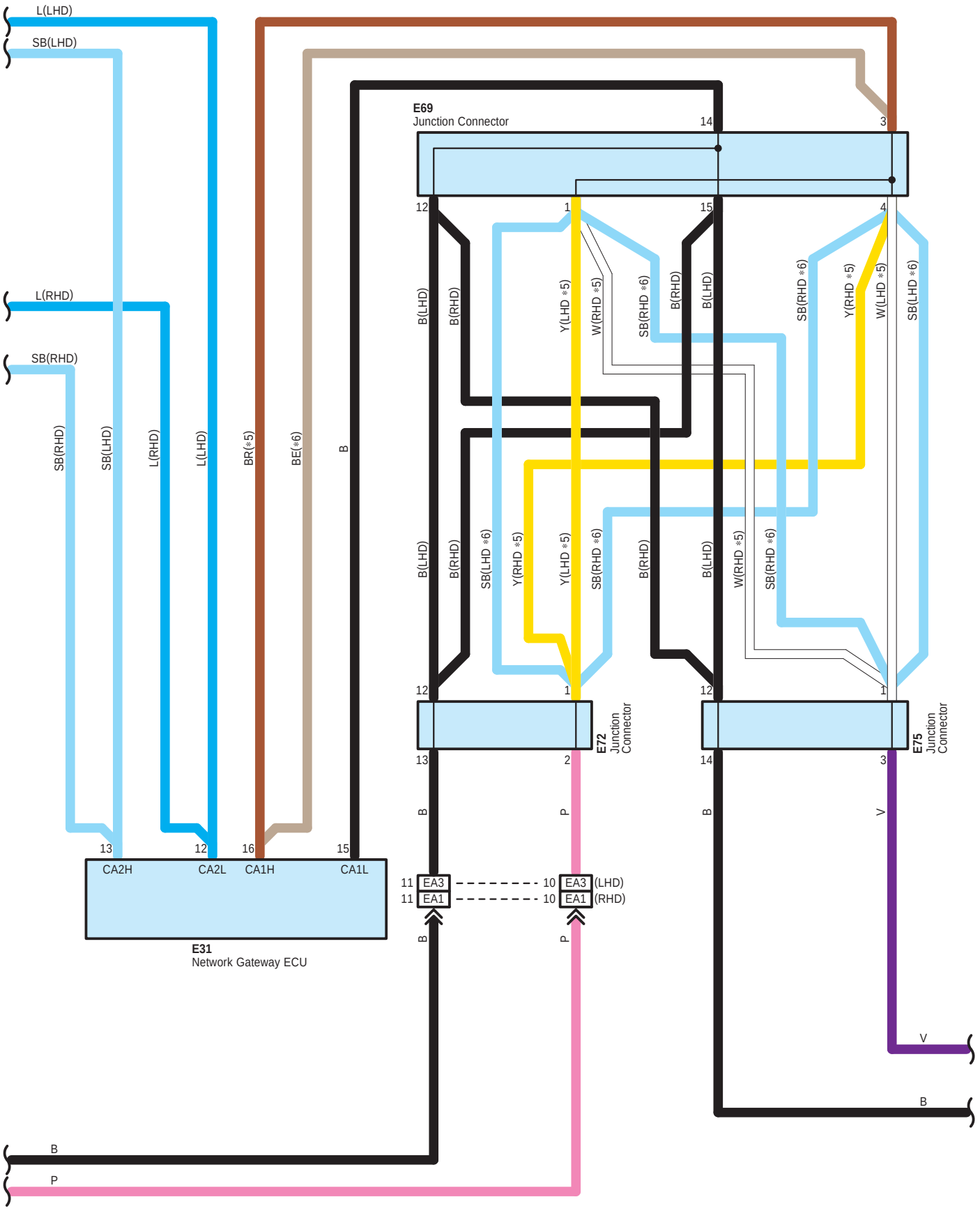
L(LHD)
SB(LHD)
L(RHD)
SB(RHD)
SB(RHD)
SB(LHD)
L(RHD)
L(LHD)
BR(*5)
BE(*6)
B
E69
Junction Connector
14
3
12
1
15
4
B(LHD)
B(RHD)
Y(LHD *5)
W(RHD *5)
SB(RHD *6)
B(RHD)
B(LHD)
SB(RHD *6)
Y(RHD *5)
W(LHD *5)
SB(LHD *6)
B(LHD)
B(RHD)
SB(LHD *6)
Y(RHD *5)
Y(LHD *5)
SB(RHD *6)
B(RHD)
B(LHD)
W(RHD *5)
SB(RHD *6)
12
1
12
1
E72
Junction Connector
E75
Junction Connector
13
2
14
3
B
P
B
V
13
12
16
15
CA2H
CA2L
CA1H
CA1L
E31
Network Gateway ECU
11 EA3
11 EA1
10 EA3 (LHD)
10 EA1 (RHD)
B
P
V
B
B
P

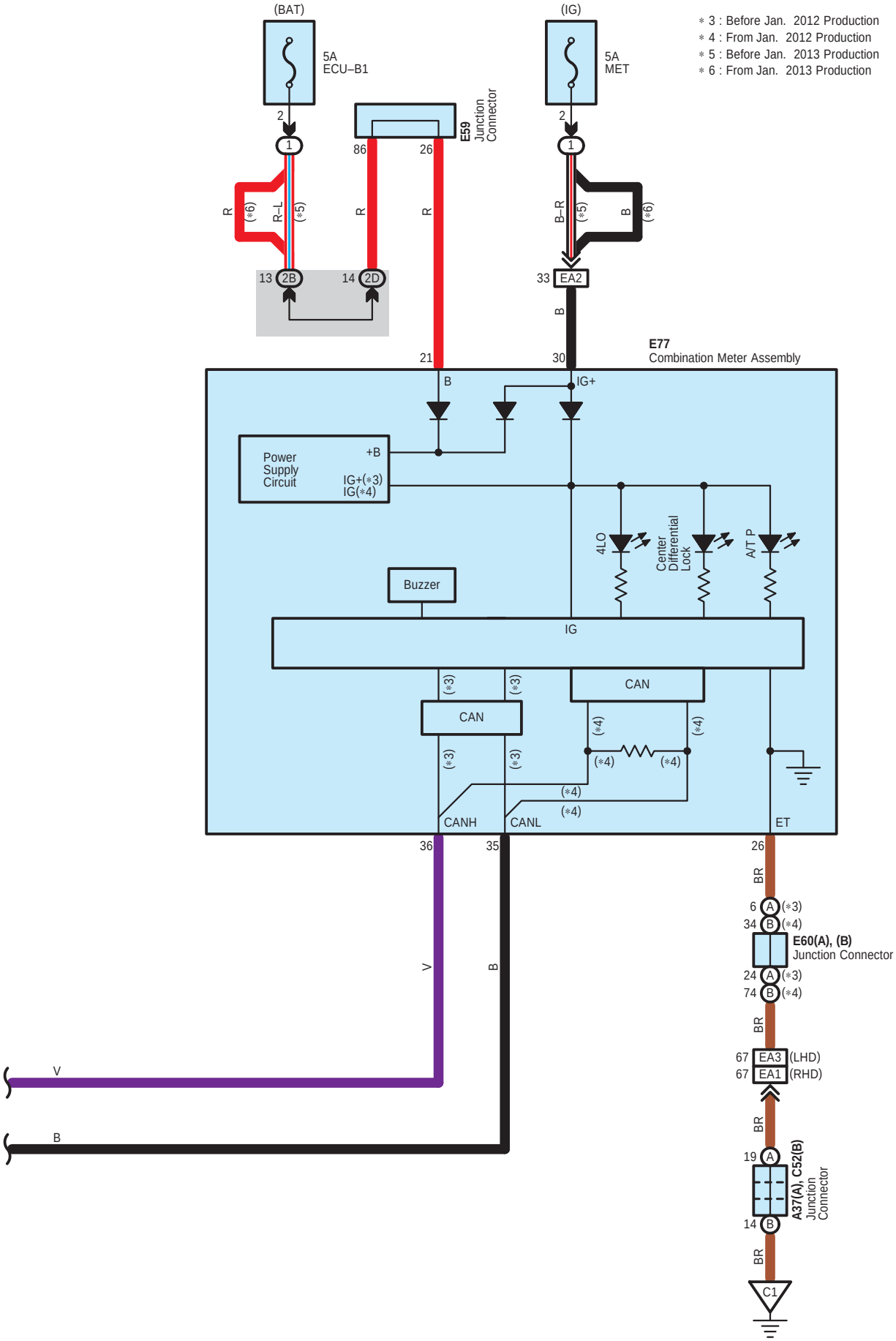
(BAT)
5A
ECU–B1
(IG)
5A
MET
∗ 3 : Before Jan. 2012 Production
∗ 4 : From Jan. 2012 Production
∗ 5 : Before Jan. 2013 Production
∗ 6 : From Jan. 2013 Production
E59
Junction
Connector
86
26
2
1
R
(∗6)
R–L
(∗5)
B–R
B
13
2B
14
2D
33
EA2
21
30
E77
Combination Meter Assembly
IG+
Power
Supply
Circuit
+B
IG+(∗3)
IG(∗4)
4LO
Center
Differential
Lock
A/T P
Buzzer
IG
CAN
(∗3)
(∗4)
CANH
CANL
ET
36
35
26
BR
6
34
E60(A), (B)
Junction Connector
24
74
67
EA3
(LHD)
EA1
(RHD)
19
14
A37(A), C52(B)
Junction
Connector
C1
V
B

A 24
Black

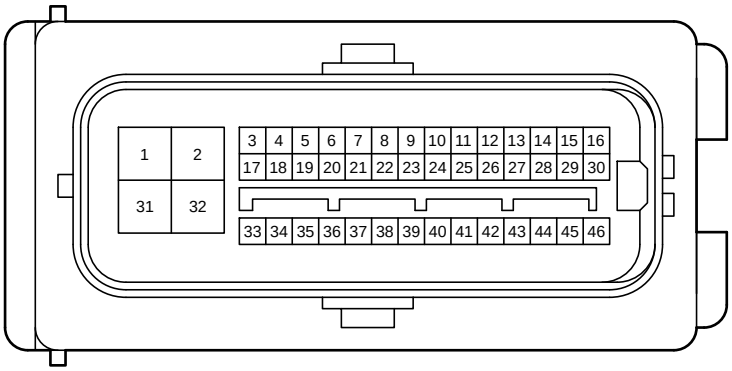

A 27
Black

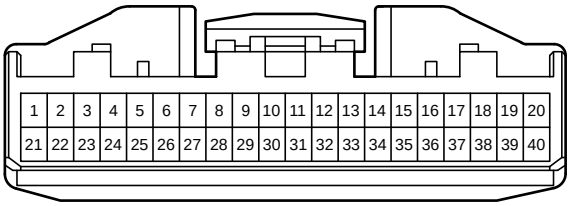

A 28
Black

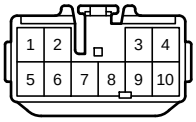

A 30
Gray

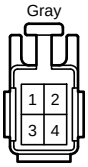

A 34
White

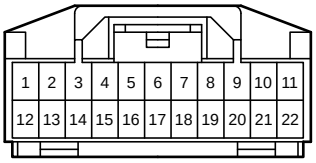

A 37
Blue

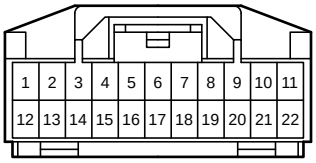

A 38
Black

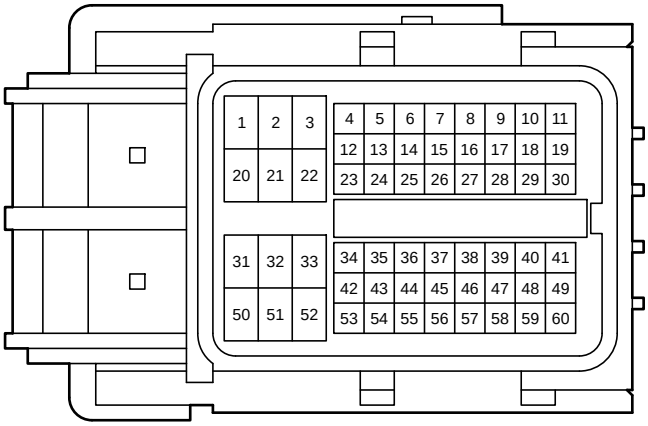

A 49
Gray

A 50
Gray



A 53
Black

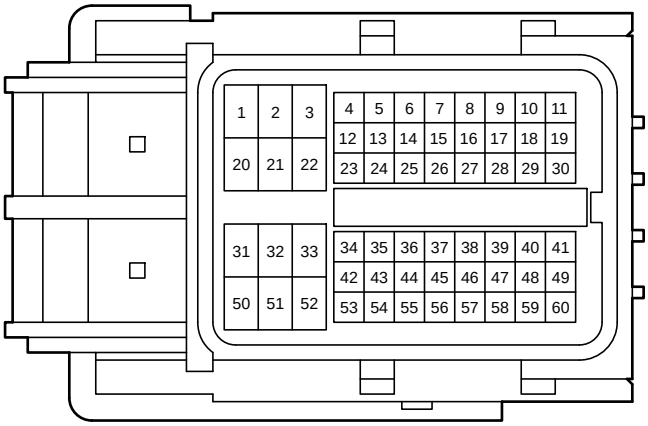

C 1
Black

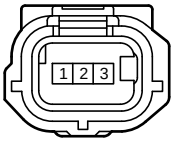

C 19
Gray

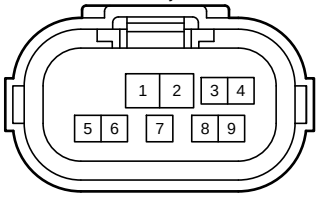

C 43
Black

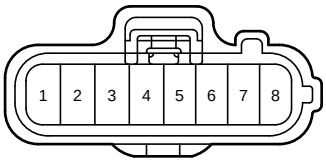

C 44
Dark Gray

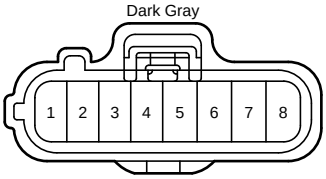

C 49
Black

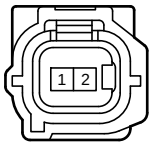

C 50
White

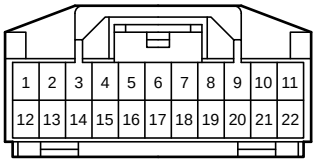

C 52
Blue

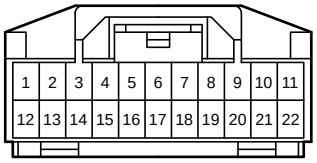

C 53
Black

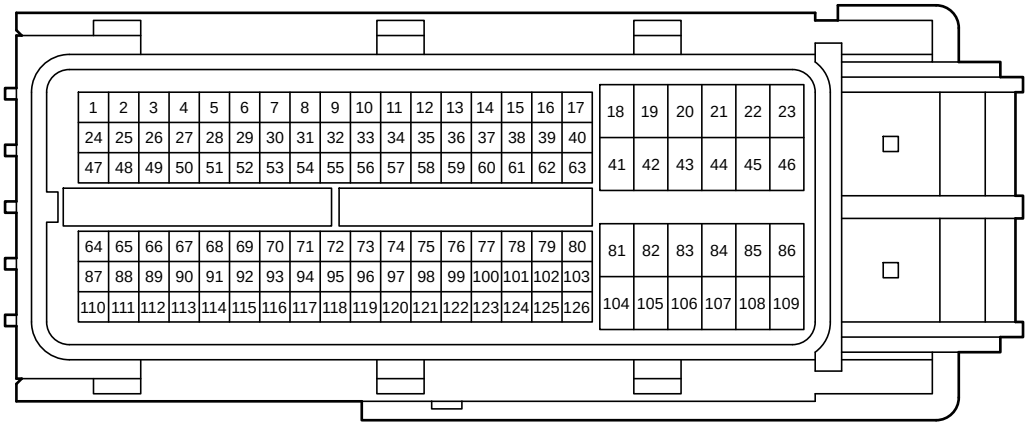

C 54
Black

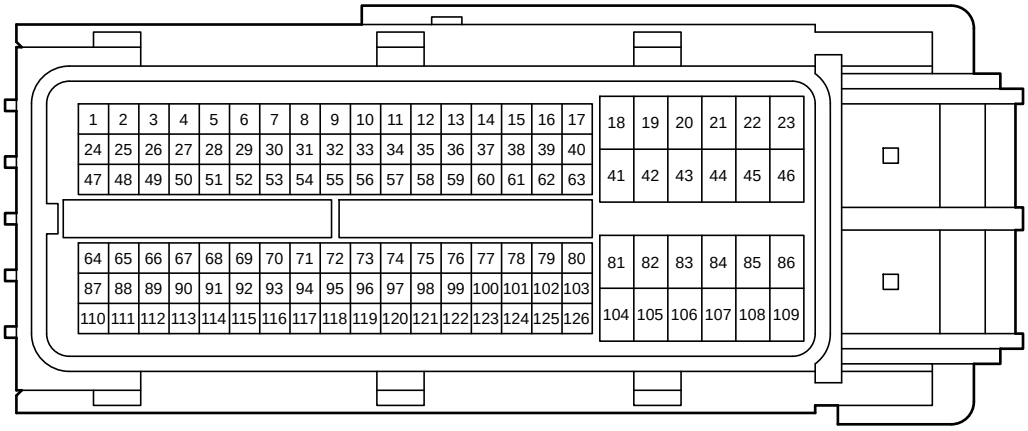

E 11
Gray

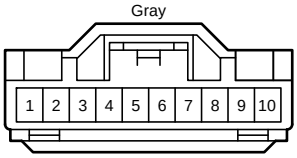

E 31
White

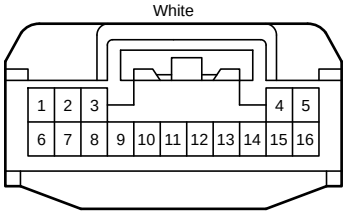

E 49
White

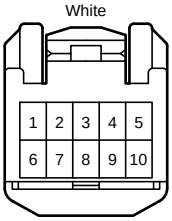

E 50
Black

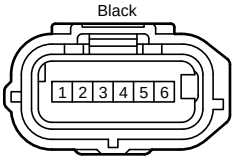

E 59
White

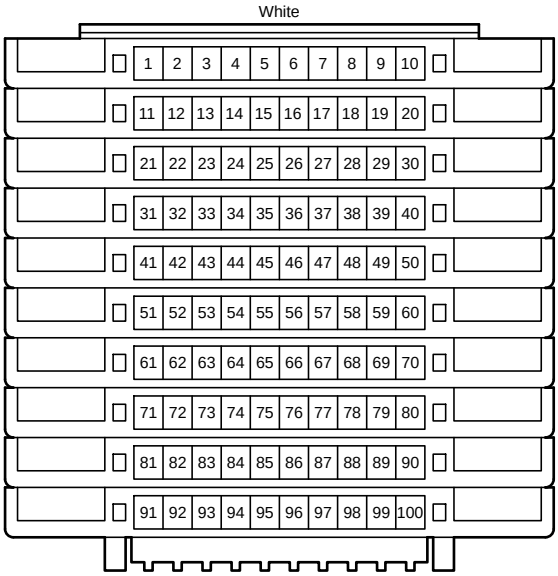

E 60
White

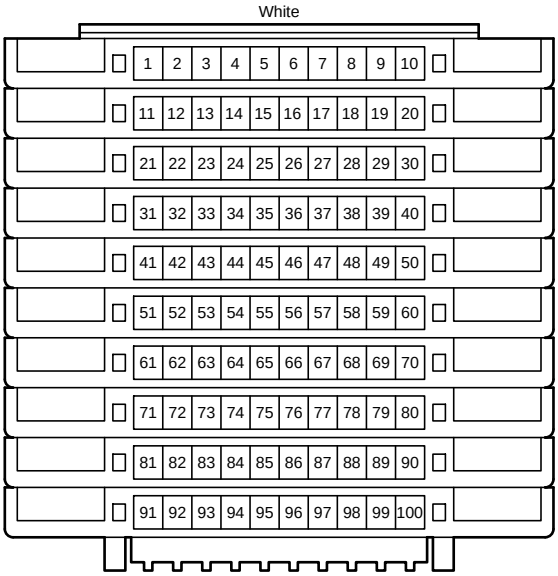

E 62
White

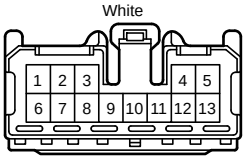

E 66
White

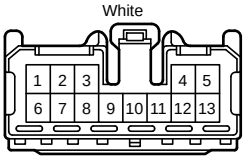

E 68
Gray

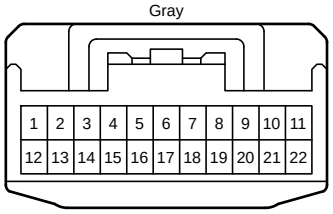

E 69
Gray

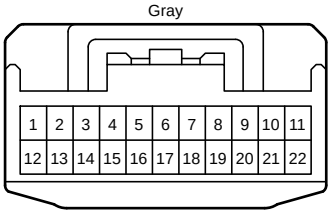

E 71
Gray

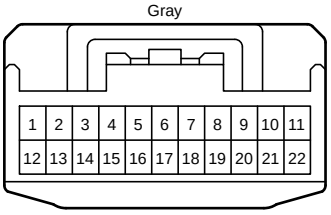

E 72
Gray

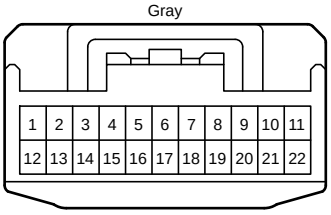

E 74
Gray

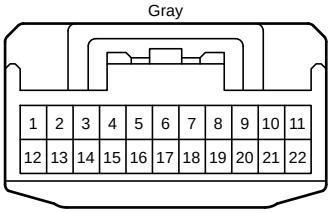

E 75
Gray

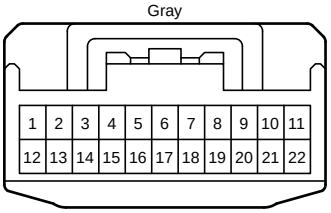

E 77
White

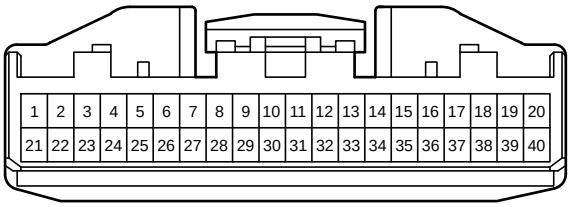

F 21
Black

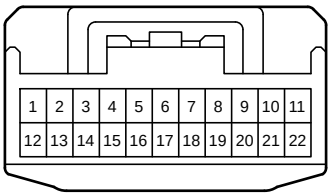

F 79
White

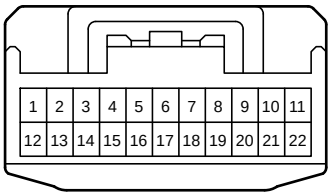

V 4
White

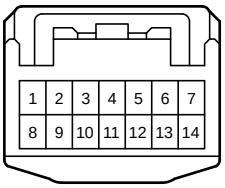

2B
White

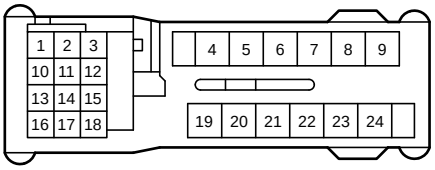

2D
White

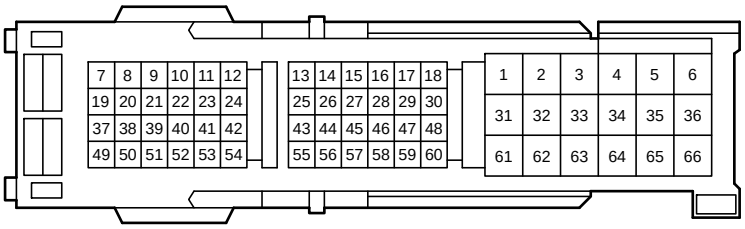

AE3
Gray

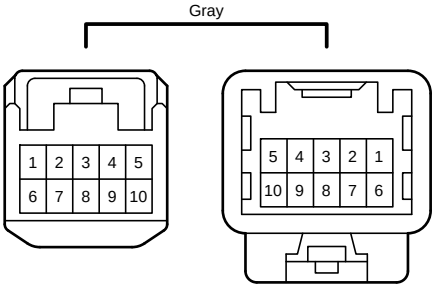

CA3
White

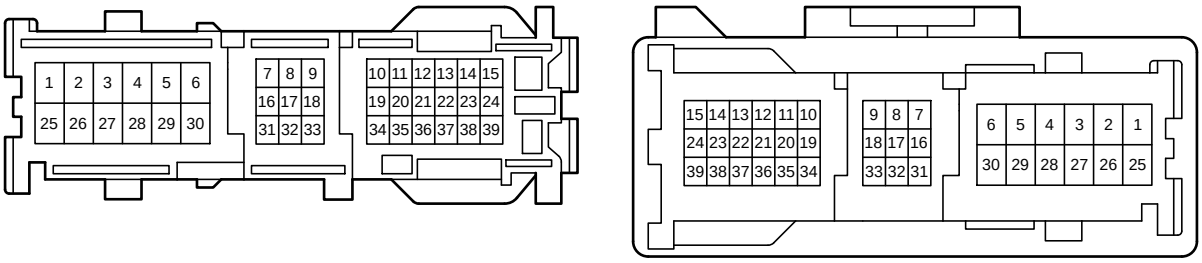

EA1
White

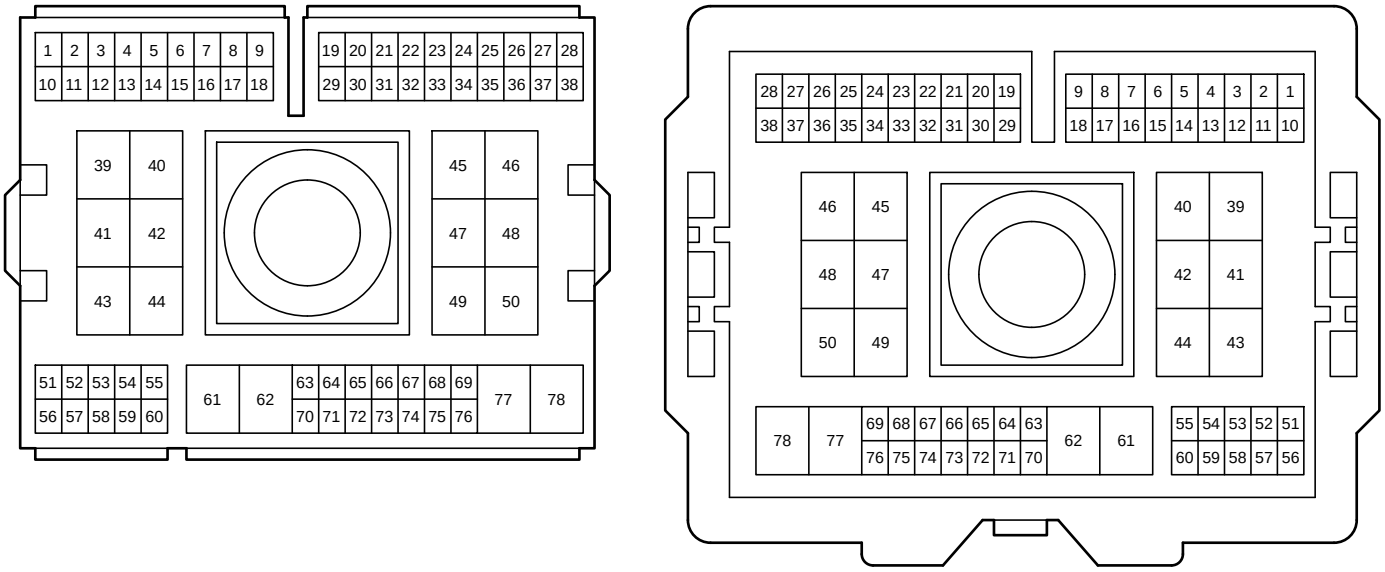

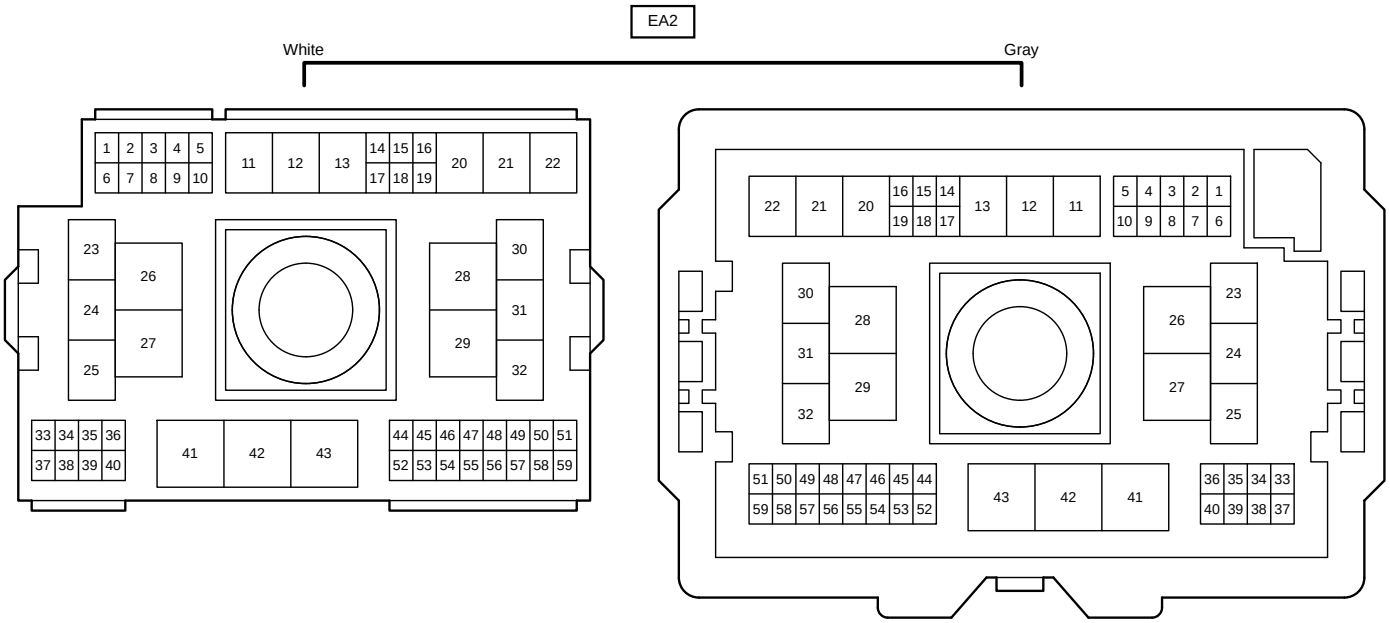
EA2
White
Gray

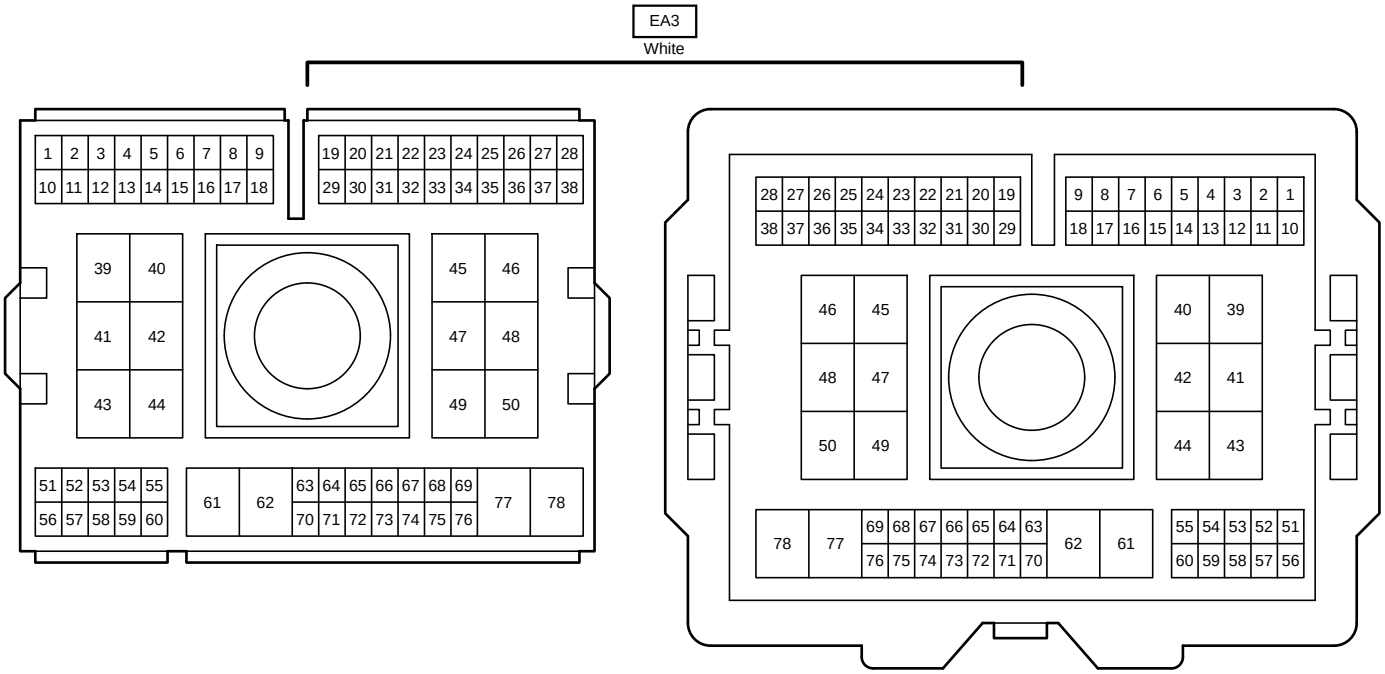
EA3
White

EA4
White

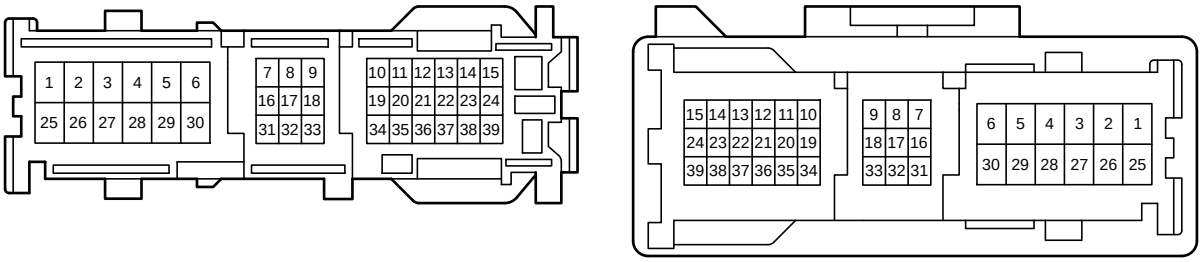

FE4
White

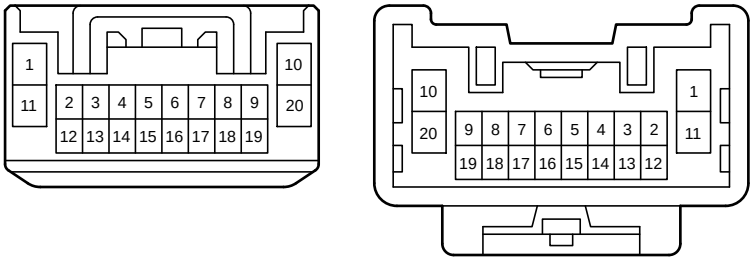

VE1
White

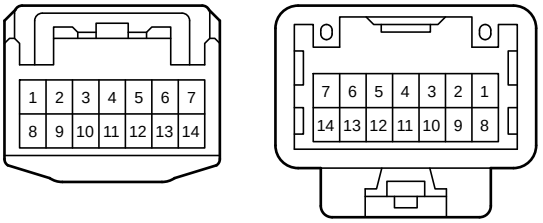

VE2
White

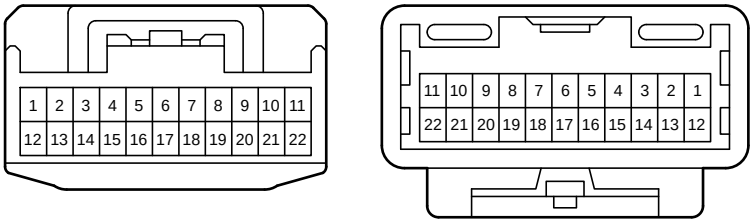
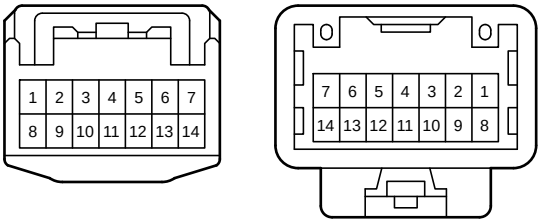
VE3
Gray