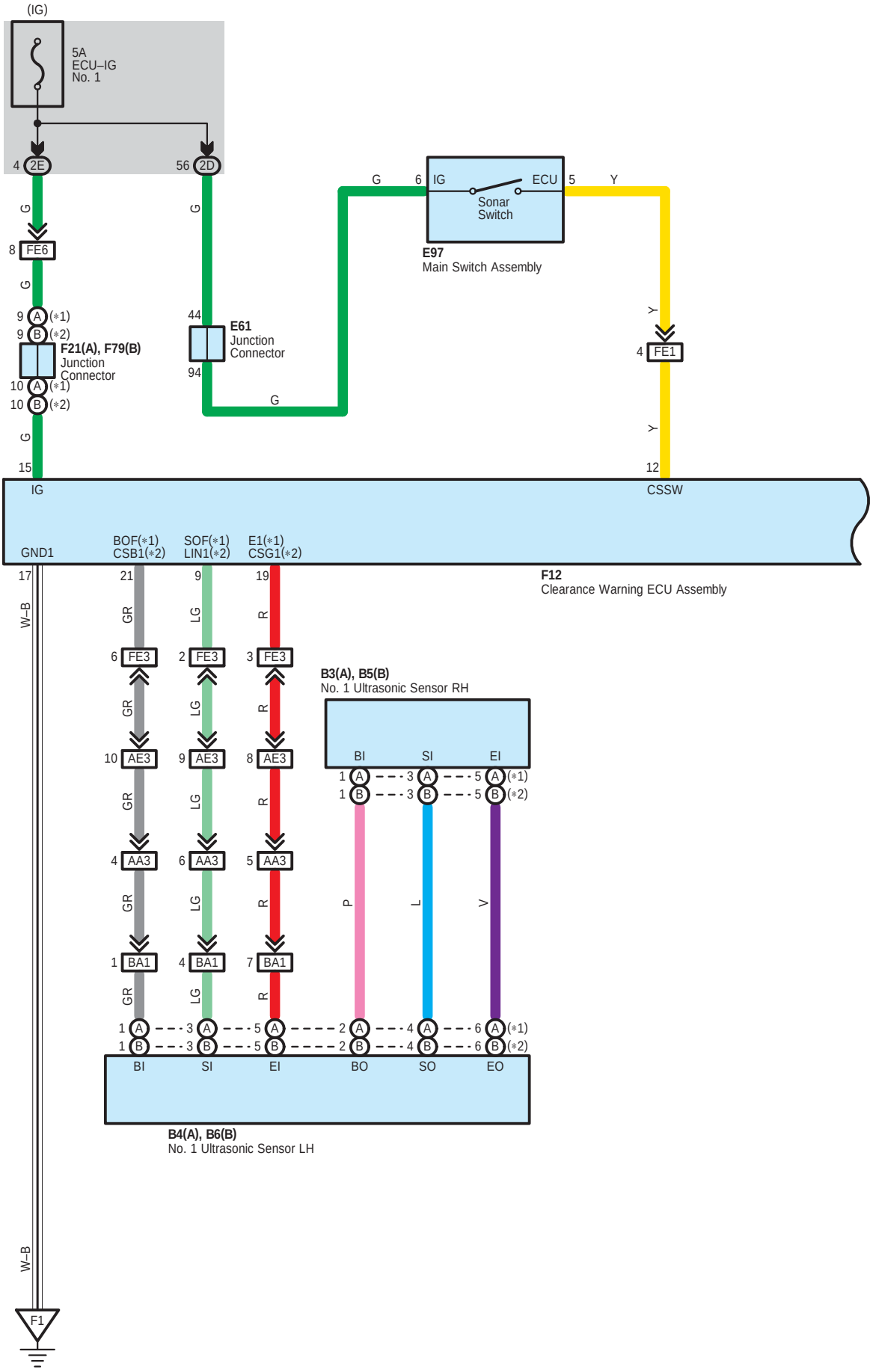
(IG)
5A
ECU–IG
No. 1
4 2E
56 2D
G
8 FE6
9 A (*1)
9 B (*2)
F21(A), F79(B)
Junction
Connector
10 A (*1)
10 B (*2)
15
IG
44
E61
Junction
Connector
94
6 IG
ECU 5
Sonar
Switch
E97
Main Switch Assembly
Y
4 FE1
12
CSSW
GND1
17
W–B
BOF(*1)
CSB1(*2)
SOF(*1)
LIN1(*2)
E1(*1)
CSG1(*2)
21
9
19
GR
LG
R
6 FE3
2 FE3
3 FE3
10 AE3
9 AE3
8 AE3
4 AA3
6 AA3
5 AA3
1 BA1
4 BA1
7 BA1
F12
Clearance Warning ECU Assembly
B3(A), B5(B)
No. 1 Ultrasonic Sensor RH
BI
SI
EI
P
L
V
BO
SO
EO
B4(A), B6(B)
No. 1 Ultrasonic Sensor LH
F1

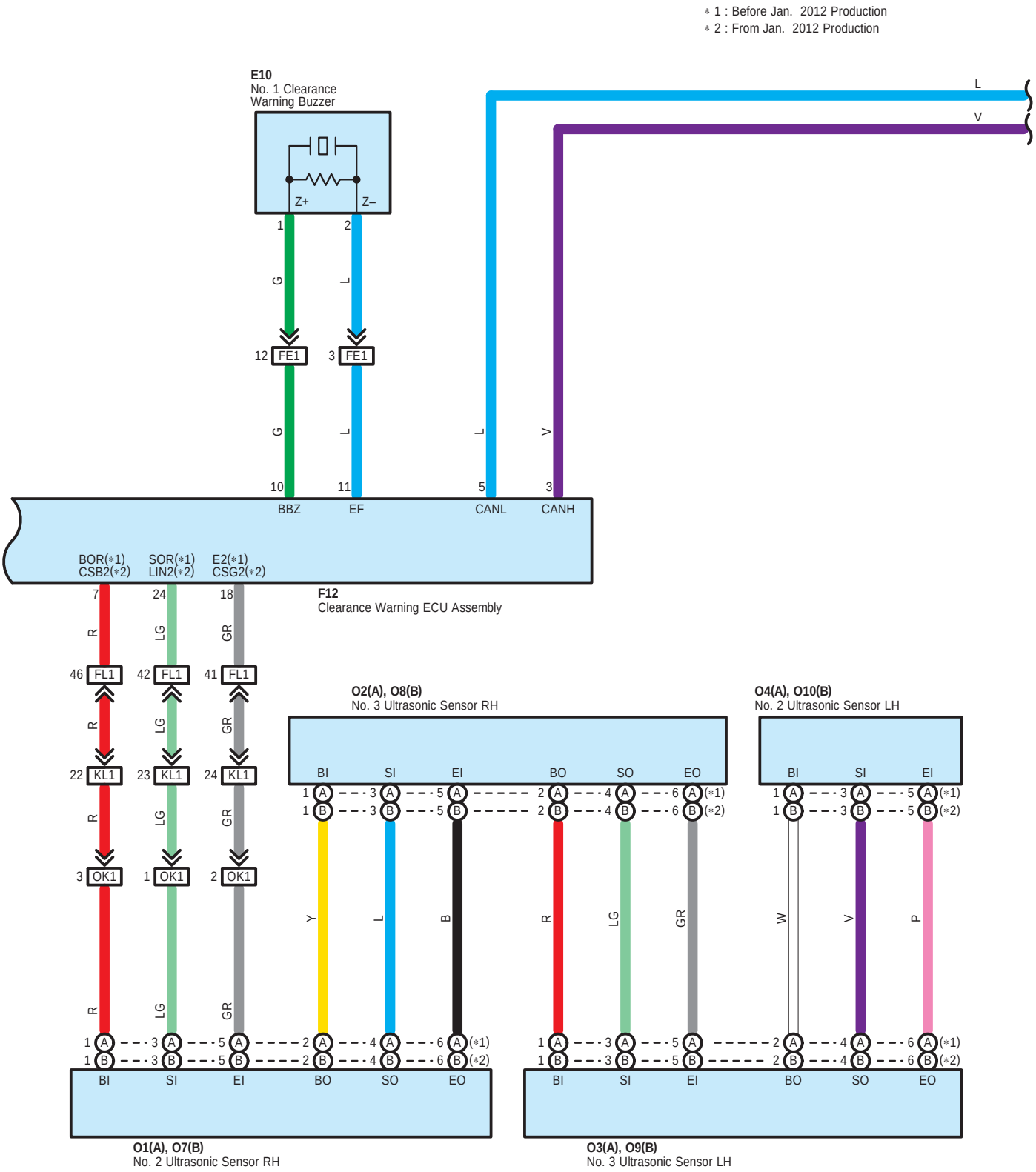
∗1 : Before Jan. 2012 Production
∗2 : From Jan. 2012 Production
E10
No. 1 Clearance Warning Buzzer
Z+
Z–
1
2
G
L
12 FE1
3 FE1
G
L
L
V
10
11
5
3
BBZ
EF
CANL
CANH
L
V
BOR(∗1) CSB2(∗2)
SOR(∗1) LIN2(∗2)
E2(∗1) CSG2(∗2)
7
24
18
F12
Clearance Warning ECU Assembly
R
LG
GR
46 FL1
42 FL1
41 FL1
R
LG
GR
22 KL1
23 KL1
24 KL1
R
LG
GR
3 OK1
1 OK1
2 OK1
O2(A), O8(B)
No. 3 Ultrasonic Sensor RH
O4(A), O10(B)
No. 2 Ultrasonic Sensor LH
BI SI EI BO SO EO
BI SI EI
Y
L
B
R
LG
GR
W
V
P
R
LG
GR
BI SI EI BO SO EO
BI SI EI BO SO EO
O1(A), O7(B)
No. 2 Ultrasonic Sensor RH
O3(A), O9(B)
No. 3 Ultrasonic Sensor LH

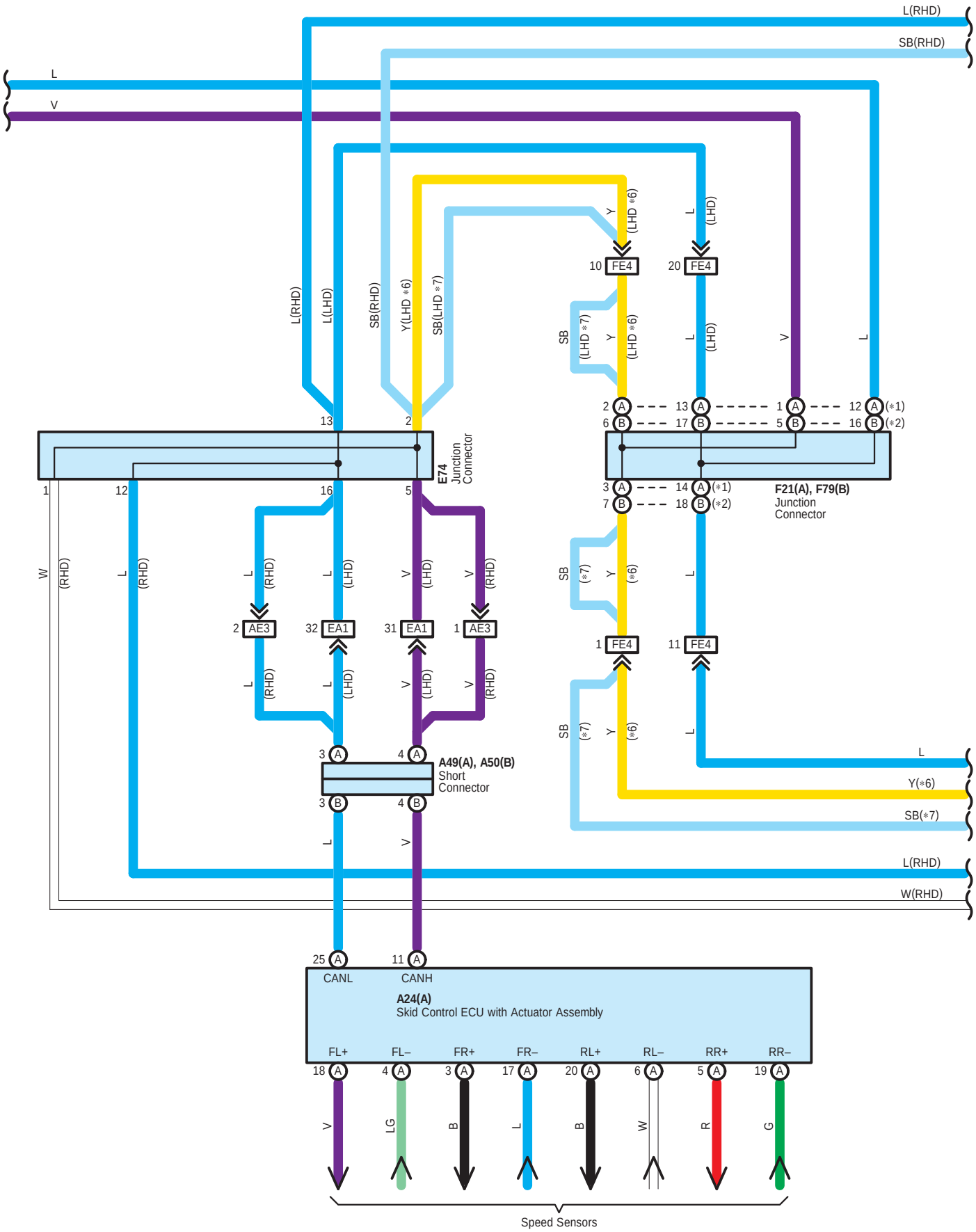
L(RHD)
SB(RHD)
L
V
L(RHD)
L(LHD)
SB(RHD)
Y(LHD ∗6)
SB(LHD ∗7)
Y (LHD ∗6)
L (LHD)
10 FE4
20 FE4
SB (LHD ∗7)
Y (LHD ∗6)
L (LHD)
V
L
2 A 13 A 1 A 12 A (∗1)
6 B 17 B 5 B 16 B (∗2)
13
2
E74 Junction Connector
1
12
16
5
3 A 14 A (∗1)
7 B 18 B (∗2)
F21(A), F79(B) Junction Connector
W (RHD)
L (RHD)
L (RHD)
L (LHD)
V (LHD)
V (RHD)
SB (∗7)
Y (∗6)
L
2 AE3
32 EA1
31 EA1
1 AE3
L (RHD)
L (LHD)
V (LHD)
V (RHD)
1 FE4
11 FE4
SB (∗7)
Y (∗6)
L
3 A 4 A
A49(A), A50(B) Short Connector
3 B 4 B
L
V
L
Y(∗6)
SB(∗7)
L(RHD)
W(RHD)
25 A 11 A
CANL CANH
A24(A)
Skid Control ECU with Actuator Assembly
FL+ FL– FR+ FR– RL+ RL– RR+ RR–
18 A 4 A 3 A 17 A 20 A 6 A 5 A 19 A
V LG B L B W R G
Speed Sensors

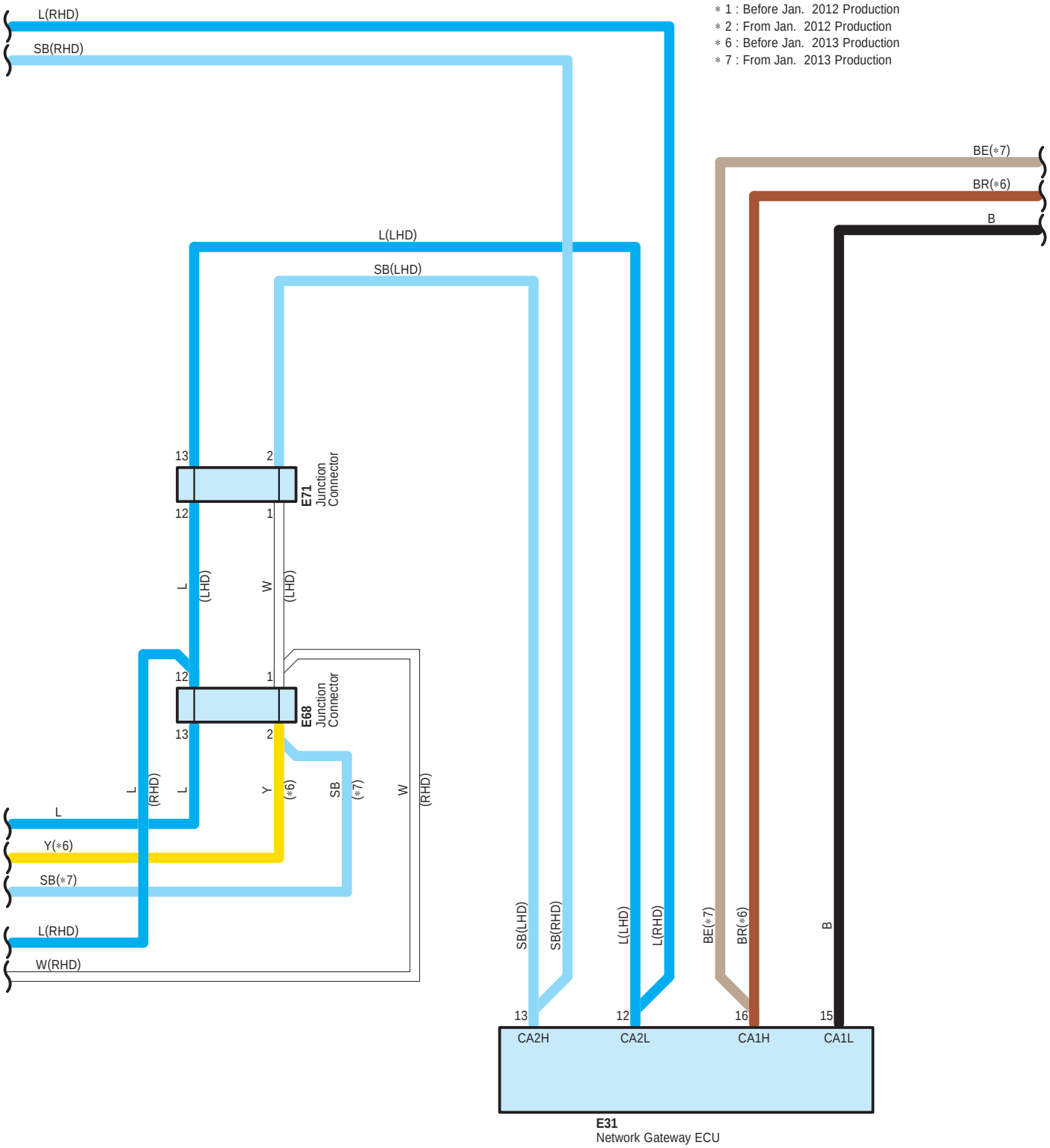
∗ 1 : Before Jan. 2012 Production
∗ 2 : From Jan. 2012 Production
∗ 6 : Before Jan. 2013 Production
∗ 7 : From Jan. 2013 Production
L(RHD)
SB(RHD)
BE(∗7)
BR(∗6)
B
L(LHD)
SB(LHD)
13
2
12
1
E71
Junction Connector
L
(LHD)
W
(LHD)
12
1
13
2
E68
Junction Connector
L
(RHD)
L
Y
(∗6)
SB
(∗7)
W
(RHD)
L
Y(∗6)
SB(∗7)
L(RHD)
W(RHD)
SB(LHD)
SB(RHD)
L(LHD)
L(RHD)
BE(∗7)
BR(∗6)
B
13
12
16
15
CA2H
CA2L
CA1H
CA1L
E31
Network Gateway ECU

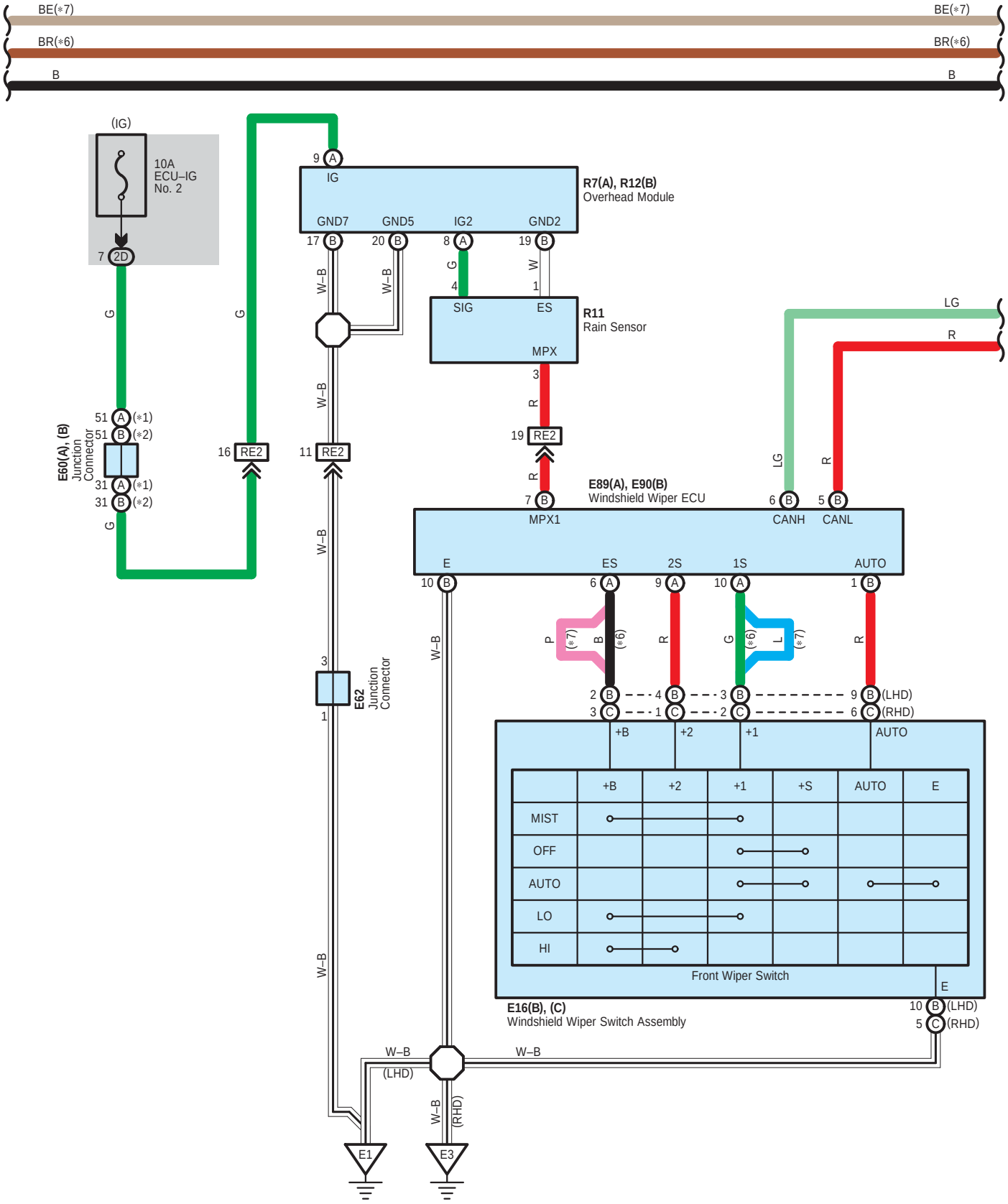
BE(*7)
BR(*6)
B
(IG)
10A
ECU–IG
No. 2
7 2D
G
51 A (*1)
51 B (*2)
E60(A), (B)
Junction
Connector
31 A (*1)
31 B (*2)
16 RE2
11 RE2
9 A
IG
R7(A), R12(B)
Overhead Module
GND7
GND5
IG2
GND2
17 B
20 B
8 A
19 B
W–B
4
1
SIG
ES
R11
Rain Sensor
MPX
3
19 RE2
7 B
MPX1
E89(A), E90(B)
Windshield Wiper ECU
6 B
5 B
CANH
CANL
LG
R
E
ES
2S
1S
AUTO
10 B
6 A
9 A
10 A
1 B
P
(*7)
B
(*6)
L
2 B
3 C
4 B
1 C
3 B
2 C
9 B (LHD)
6 C (RHD)
+B
+2
+1
+S
MIST
OFF
AUTO
LO
HI
Front Wiper Switch
E16(B), (C)
Windshield Wiper Switch Assembly
10 B (LHD)
5 C (RHD)
E62
Junction
Connector
(LHD)
(RHD)
E1
E3

＊1 : Before Jan. 2012 Production
＊2 : From Jan. 2012 Production
＊6 : Before Jan. 2013 Production
＊7 : From Jan. 2013 Production

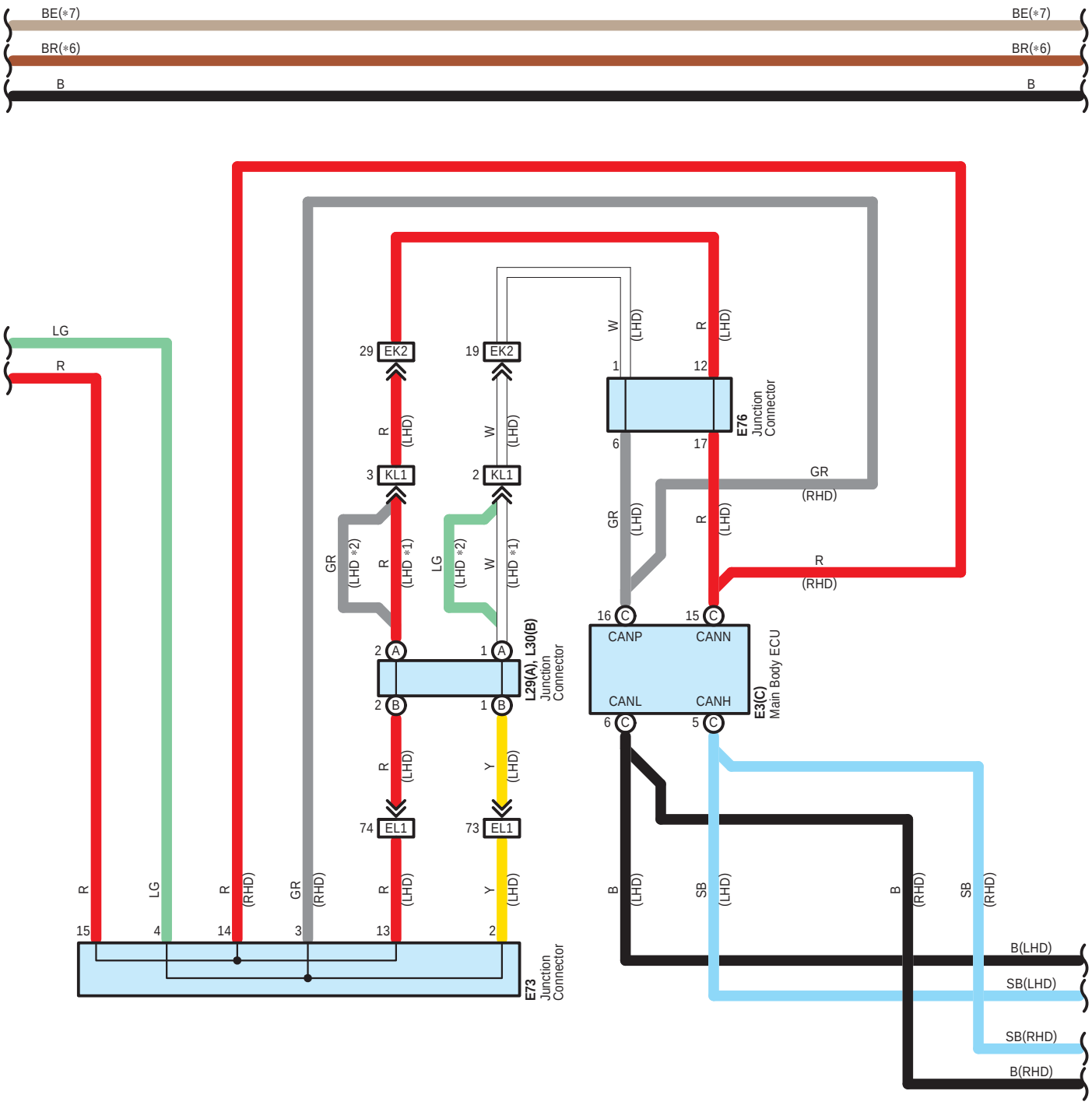

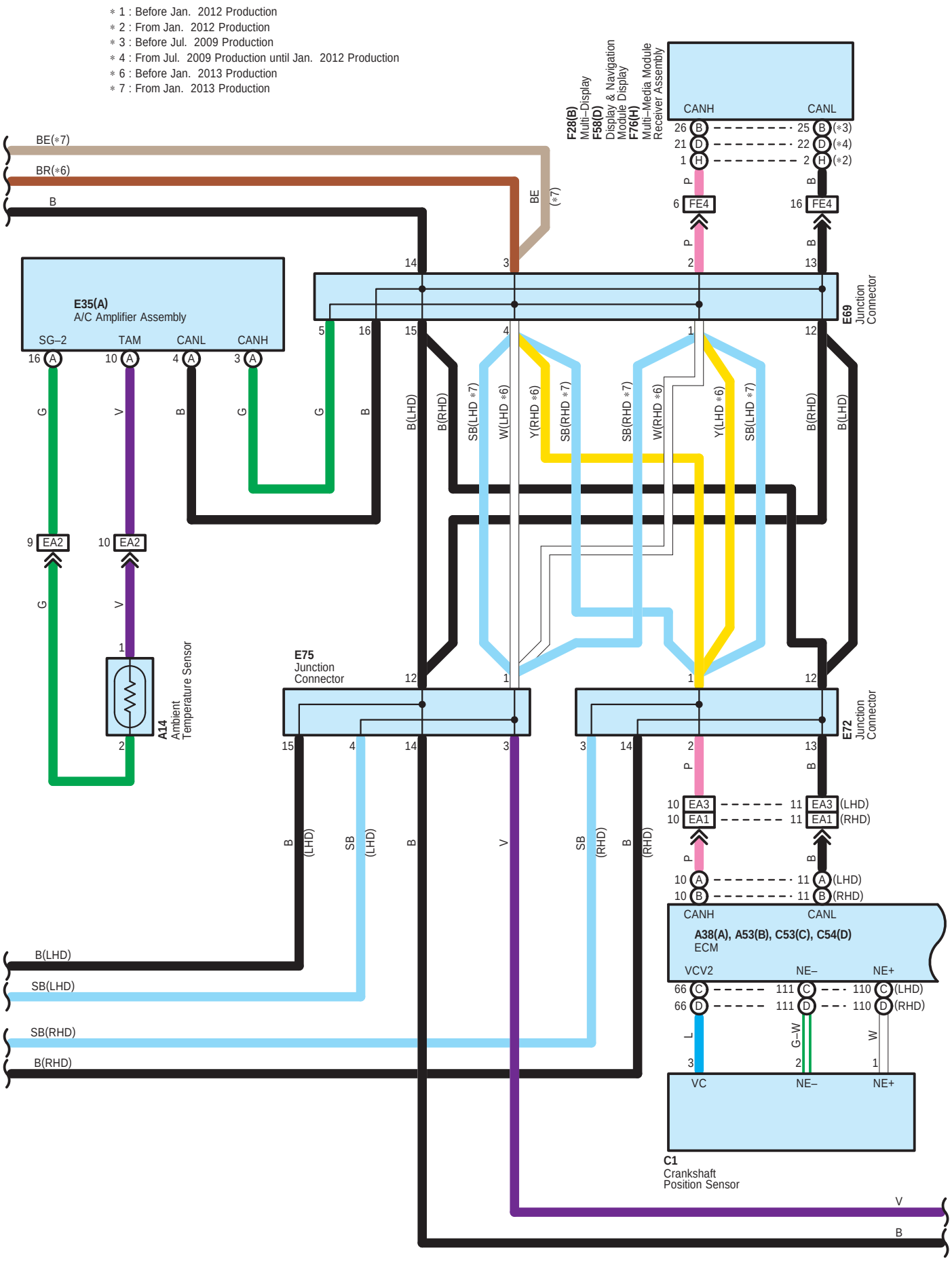
∗1 : Before Jan. 2012 Production
∗2 : From Jan. 2012 Production
∗3 : Before Jul. 2009 Production
∗4 : From Jul. 2009 Production until Jan. 2012 Production
∗6 : Before Jan. 2013 Production
∗7 : From Jan. 2013 Production
F28(B) Multi–Display
F58(D) Display & Navigation Module Display
F76(H) Multi–Media Module Receiver Assembly
CANH
CANL
BE(∗7)
BR(∗6)
B
E35(A)
A/C Amplifier Assembly
SG–2
TAM
CANL
CANH
E69 Junction Connector
FE4
EA2
A14 Ambient Temperature Sensor
E75 Junction Connector
E72 Junction Connector
EA3
EA1
(LHD)
(RHD)
A38(A), A53(B), C53(C), C54(D)
ECM
VCV2
NE–
NE+
VC
C1 Crankshaft Position Sensor
B(LHD)
SB(LHD)
SB(RHD)
B(RHD)
V

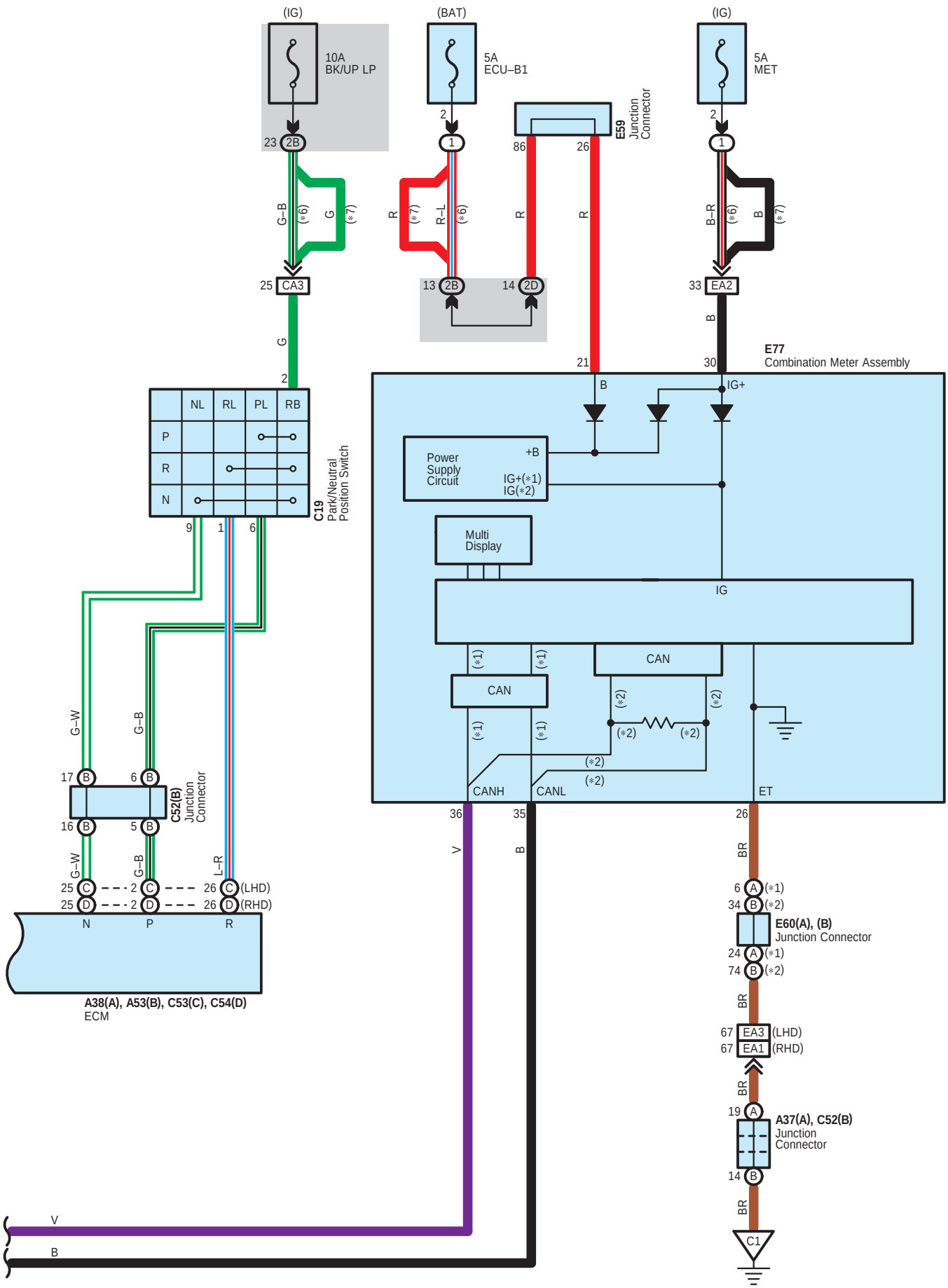
(IG)
10A
BK/UP LP
(BAT)
5A
ECU–B1
(IG)
5A
MET
E59
Junction
Connector
23 2B
2
1
86
26
2
1
G–B
(*6)
G
(*7)
R
(*7)
R–L
(*6)
R
R
B–R
(*6)
B
(*7)
25 CA3
13 2B
14 2D
33 EA2
G
B
2
21
30
E77
Combination Meter Assembly
B
IG+
NL
RL
PL
RB
P
R
N
9
1
6
C19
Park/Neutral
Position Switch
Power
Supply
Circuit
+B
IG+(*1)
IG(*2)
Multi
Display
IG
CAN
CAN
(*1)
(*1)
(*2)
(*2)
(*1)
(*1)
(*2)
(*2)
(*2)
(*2)
CANH
CANL
ET
G–W
G–B
17 B
6 B
C52(B)
Junction
Connector
16 B
5 B
36
35
26
V
B
BR
G–W
G–B
L–R
25 C
2 C
26 C (LHD)
25 D
2 D
26 D (RHD)
N
P
R
6 A (*1)
34 B (*2)
E60(A), (B)
Junction Connector
24 A (*1)
74 B (*2)
A38(A), A53(B), C53(C), C54(D)
ECM
BR
67 EA3 (LHD)
67 EA1 (RHD)
BR
19 A
A37(A), C52(B)
Junction
Connector
14 B
BR
C1
V
B

A 14
Black

A 24
Black

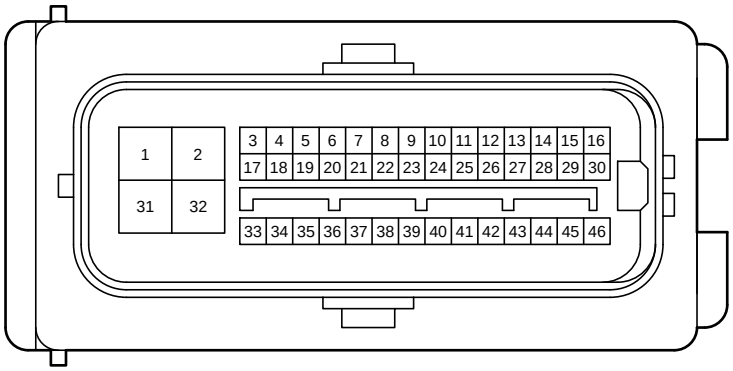

A 37
Blue

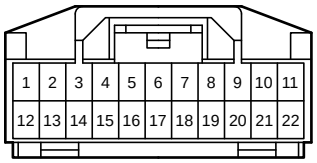

A 38
Black

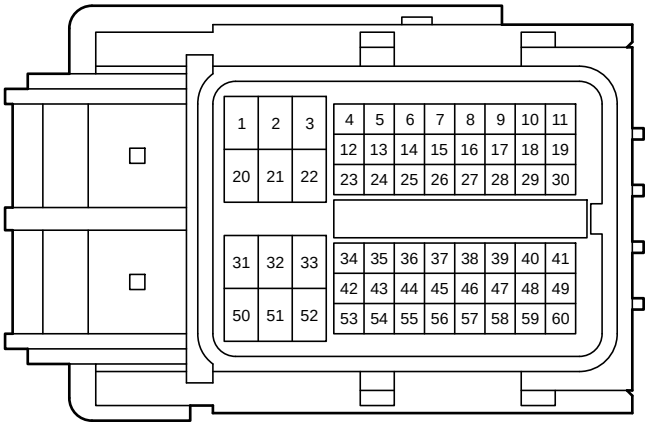

A 49
Gray

A 50
Gray

A 53
Black

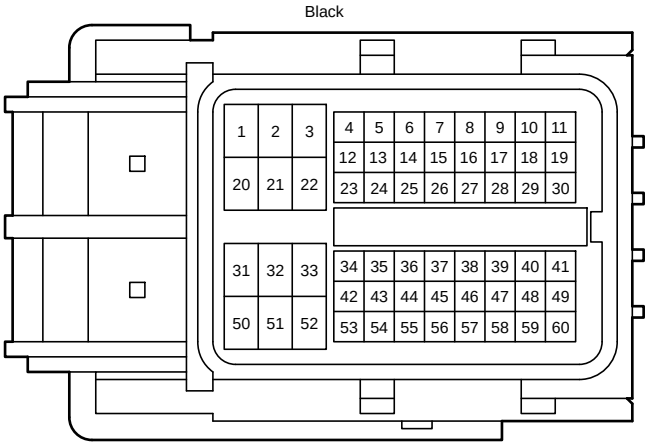

B 3
Black

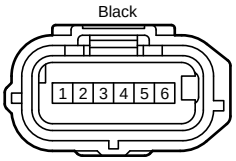

B 4
Black

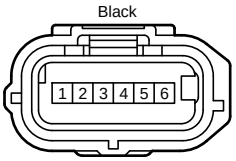

B 5
Black



B 6
Black



C 1
Black

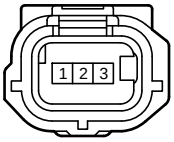

C 19
Gray

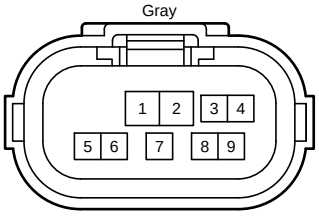

C 52

Blue

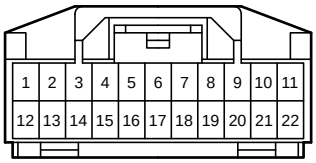

C 53

Black

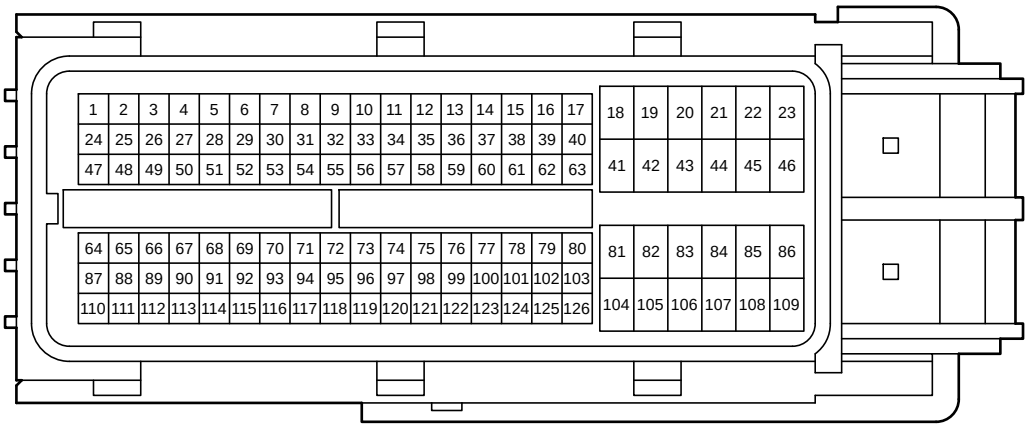

C 54

Black

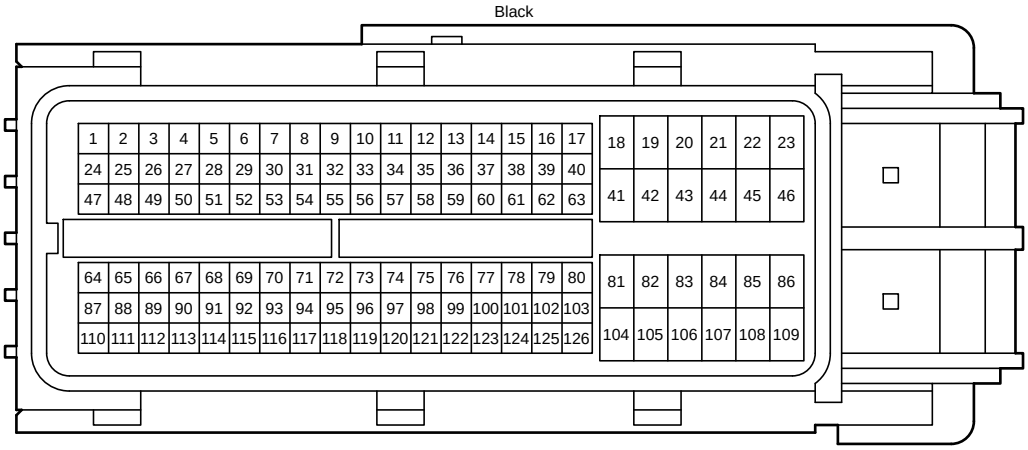

E 3

White

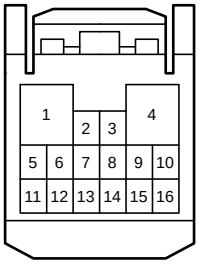

E 10

Black

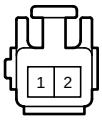

E 16

White

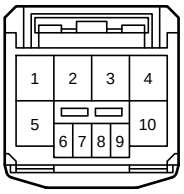

E 31

White

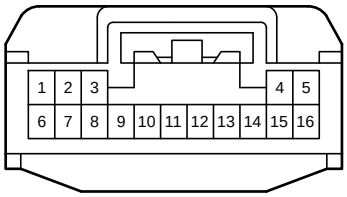

E 35

White

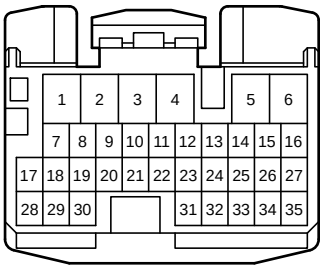

E 59

White

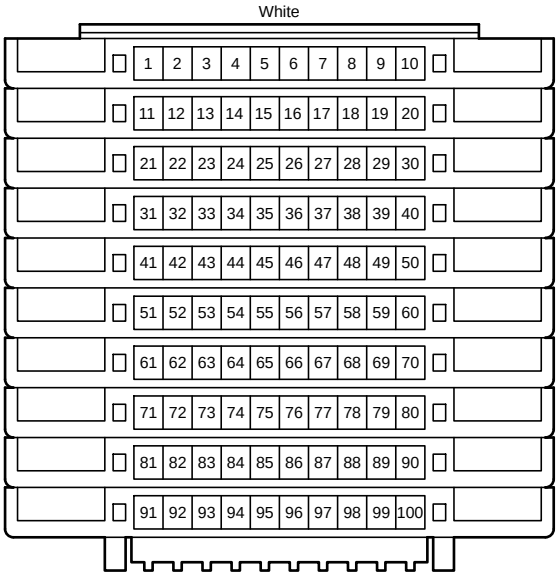

E 60

White

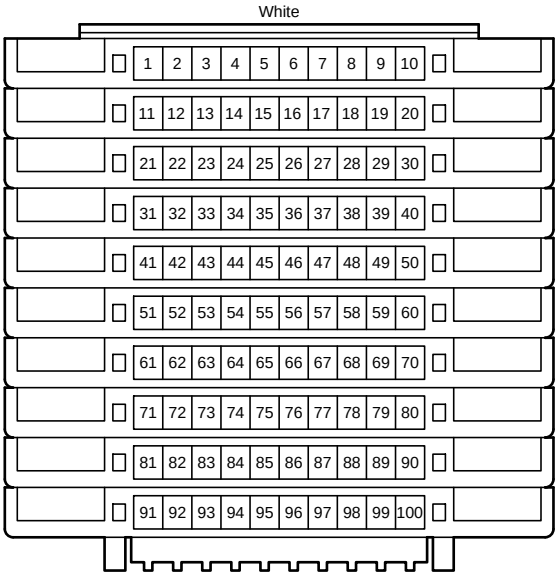

E 61

White

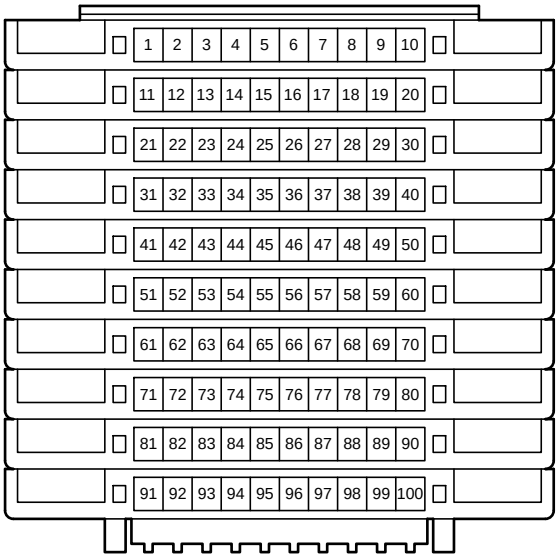

E 62

White

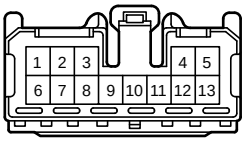

E 68

Gray

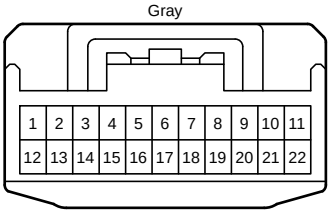

E 69

Gray

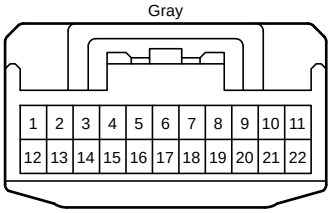

E 71

Gray

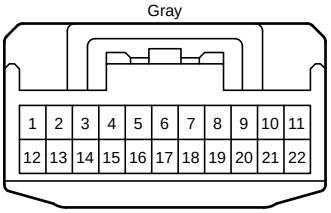

E 72

Gray

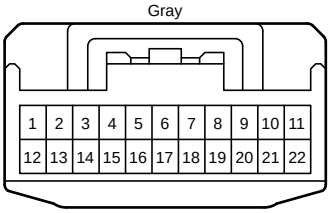

E 73

Gray

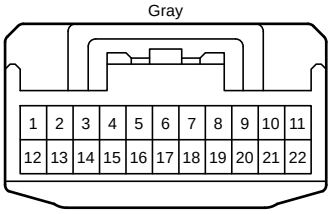

E 74

Gray

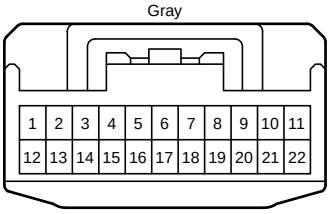

E 75

Gray

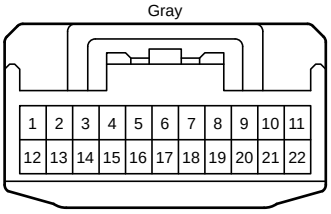

E 76
Gray

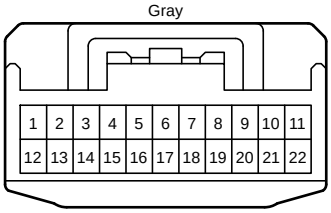

E 77
White

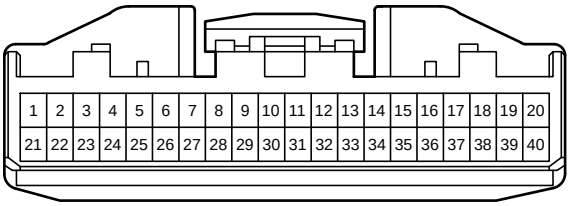

E 89
Blue

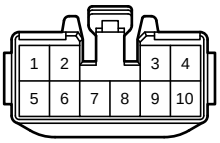

E 90
White



E 97
Black

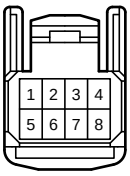

F 12
Gray

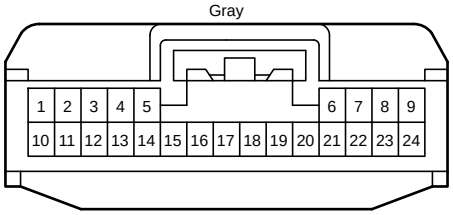

F 21
Black

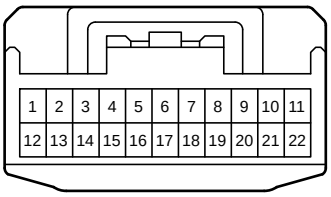

F 28
White

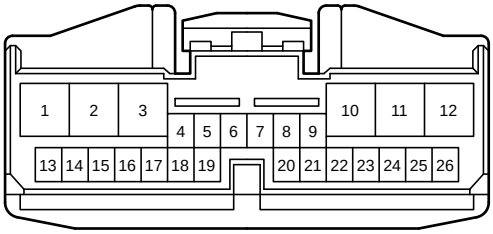

F 58
White

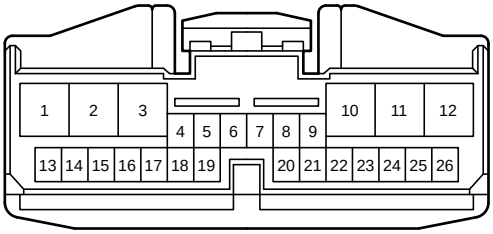

F 76
White

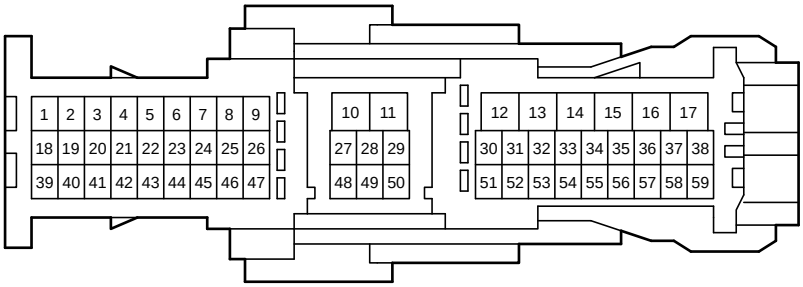

F 79
White

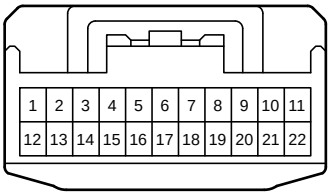

L 29
White

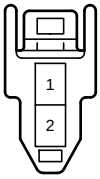

L 30
White

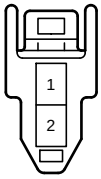

O 1
Black



O 2
Black



O 3
Black



O 4
Black



O 7
Black



O 8
Black



O 9
Black



O 10
Black



R 7
White

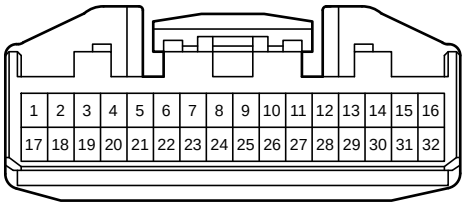

R 11
Black



R 12
White

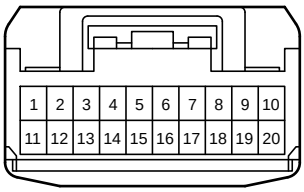

2B
White

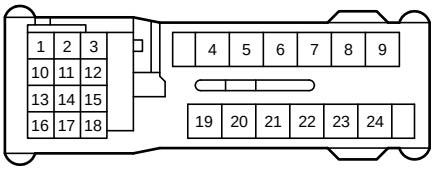

2D
White

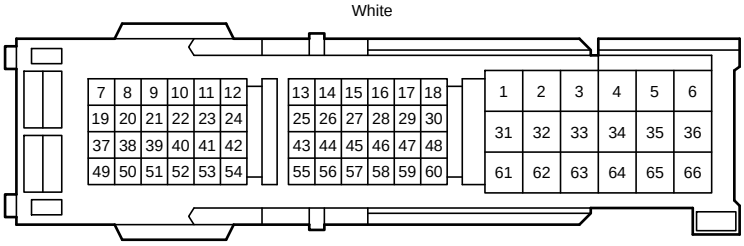

2E
White

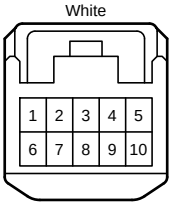

AA3
Gray

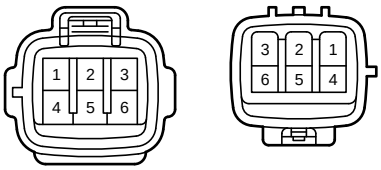

AE3
Gray

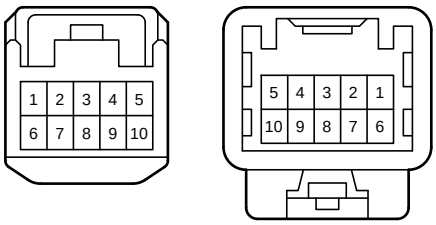

BA1
Black

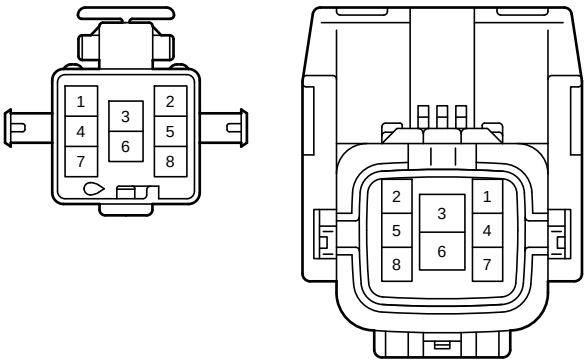

CA3
White

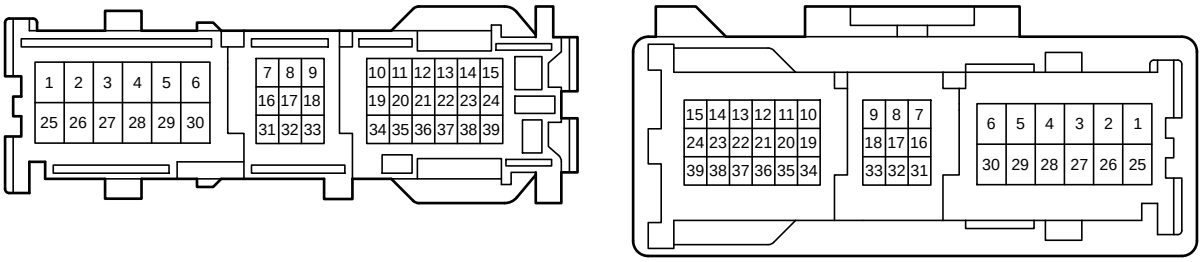

EA1
White

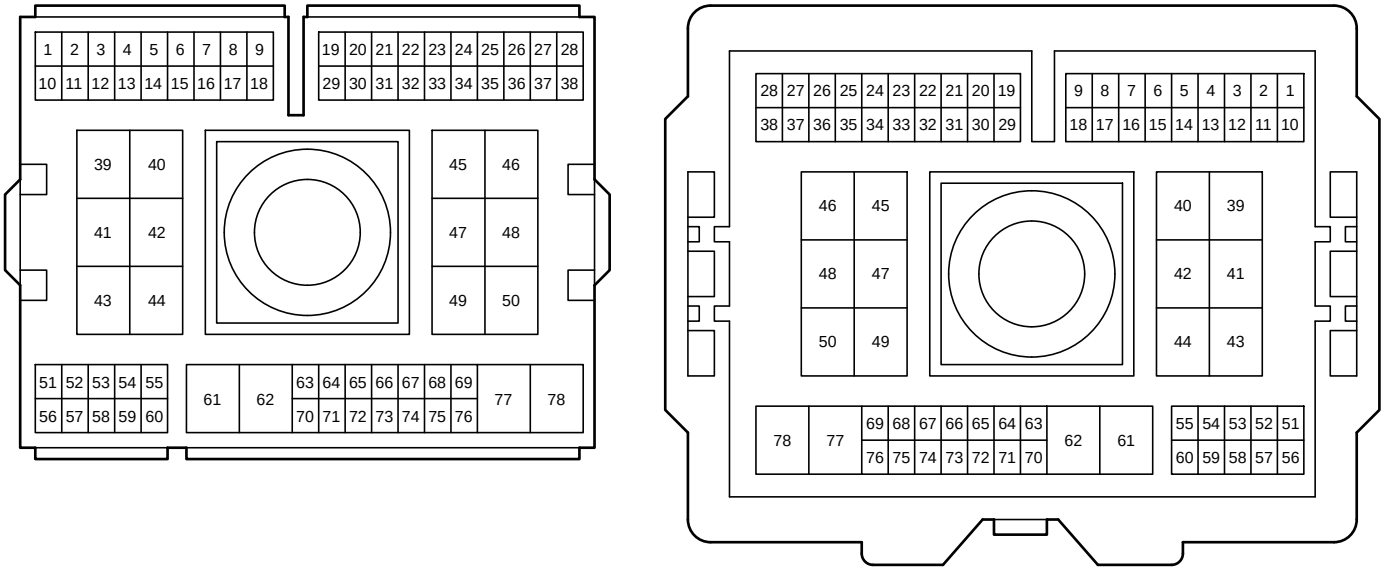

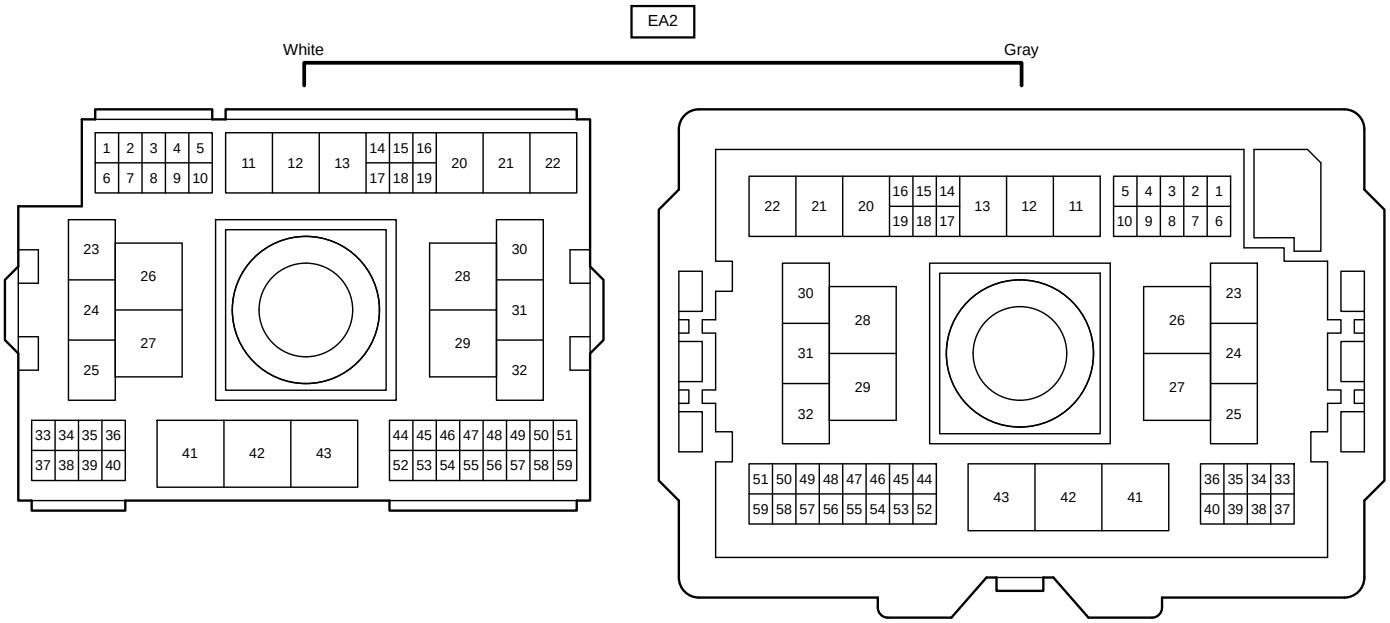
EA2
White
Gray

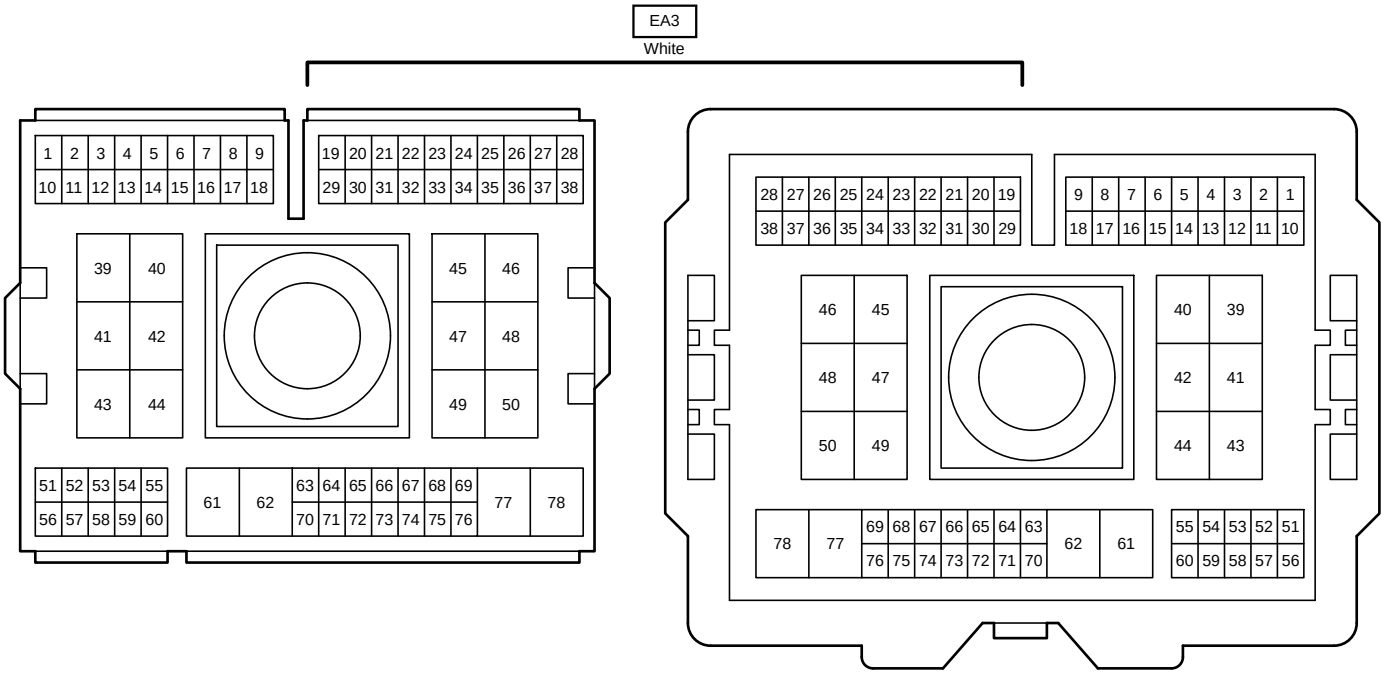
EA3
White

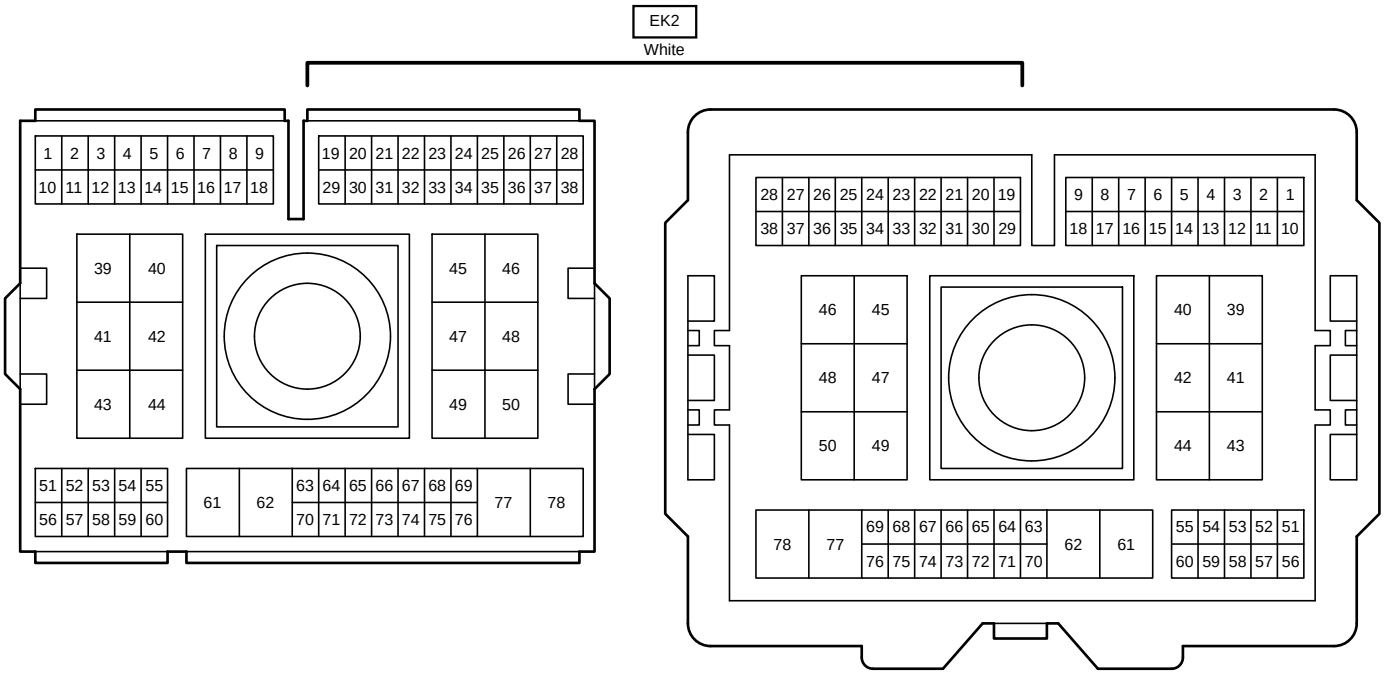
EK2
White
1 2 3 4 5 6 7 8 9
10 11 12 13 14 15 16 17 18
19 20 21 22 23 24 25 26 27 28
29 30 31 32 33 34 35 36 37 38
39 40
41 42
43 44
45 46
47 48
49 50
51 52 53 54 55
56 57 58 59 60
61 62
63 64 65 66 67 68 69
70 71 72 73 74 75 76
77 78
28 27 26 25 24 23 22 21 20 19
38 37 36 35 34 33 32 31 30 29
9 8 7 6 5 4 3 2 1
18 17 16 15 14 13 12 11 10
46 45
48 47
50 49
40 39
42 41
44 43
78 77
69 68 67 66 65 64 63
76 75 74 73 72 71 70
62 61
55 54 53 52 51
60 59 58 57 56

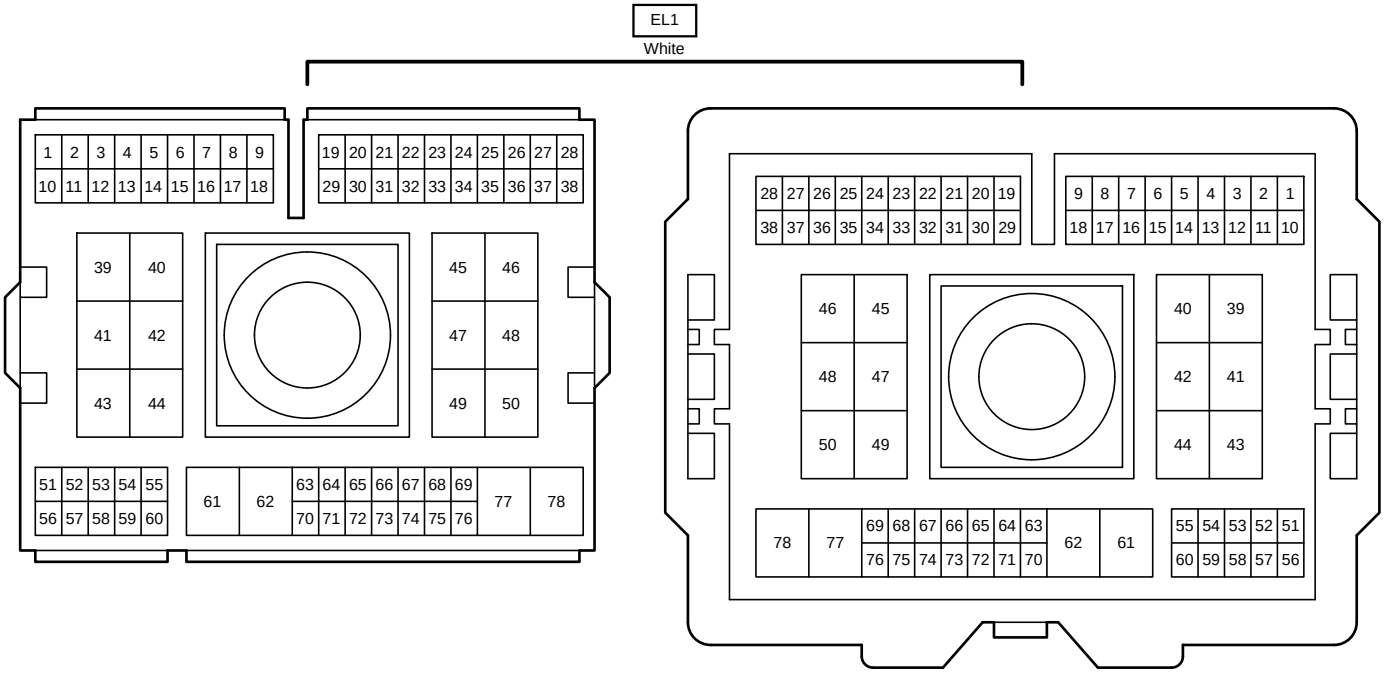
EL1
White
1 2 3 4 5 6 7 8 9
10 11 12 13 14 15 16 17 18
19 20 21 22 23 24 25 26 27 28
29 30 31 32 33 34 35 36 37 38
39 40
41 42
43 44
45 46
47 48
49 50
51 52 53 54 55
56 57 58 59 60
61 62
63 64 65 66 67 68 69
70 71 72 73 74 75 76
77 78
28 27 26 25 24 23 22 21 20 19
38 37 36 35 34 33 32 31 30 29
9 8 7 6 5 4 3 2 1
18 17 16 15 14 13 12 11 10
46 45
48 47
50 49
40 39
42 41
44 43
78 77
69 68 67 66 65 64 63
76 75 74 73 72 71 70
62 61
55 54 53 52 51
60 59 58 57 56

FE1
White

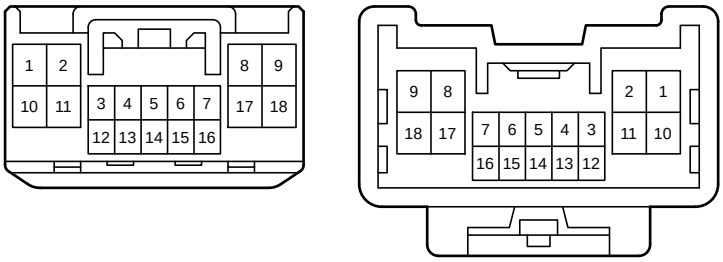

FE3
White

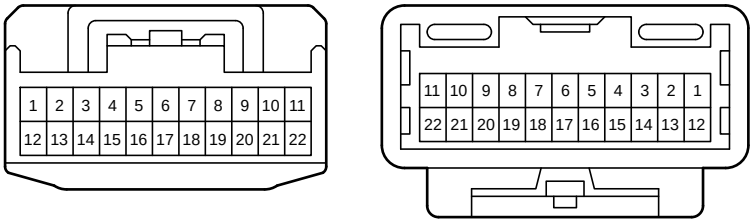

FE4
White

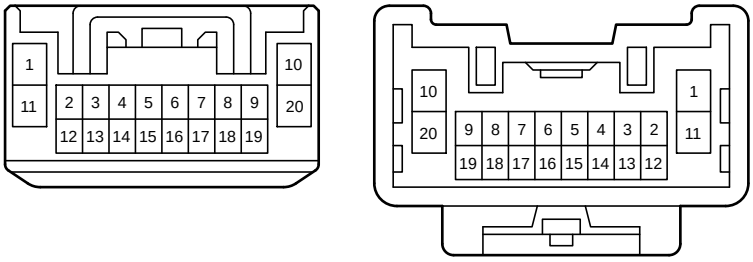

FE6
White

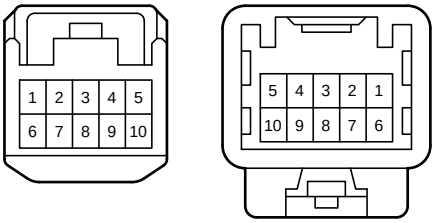

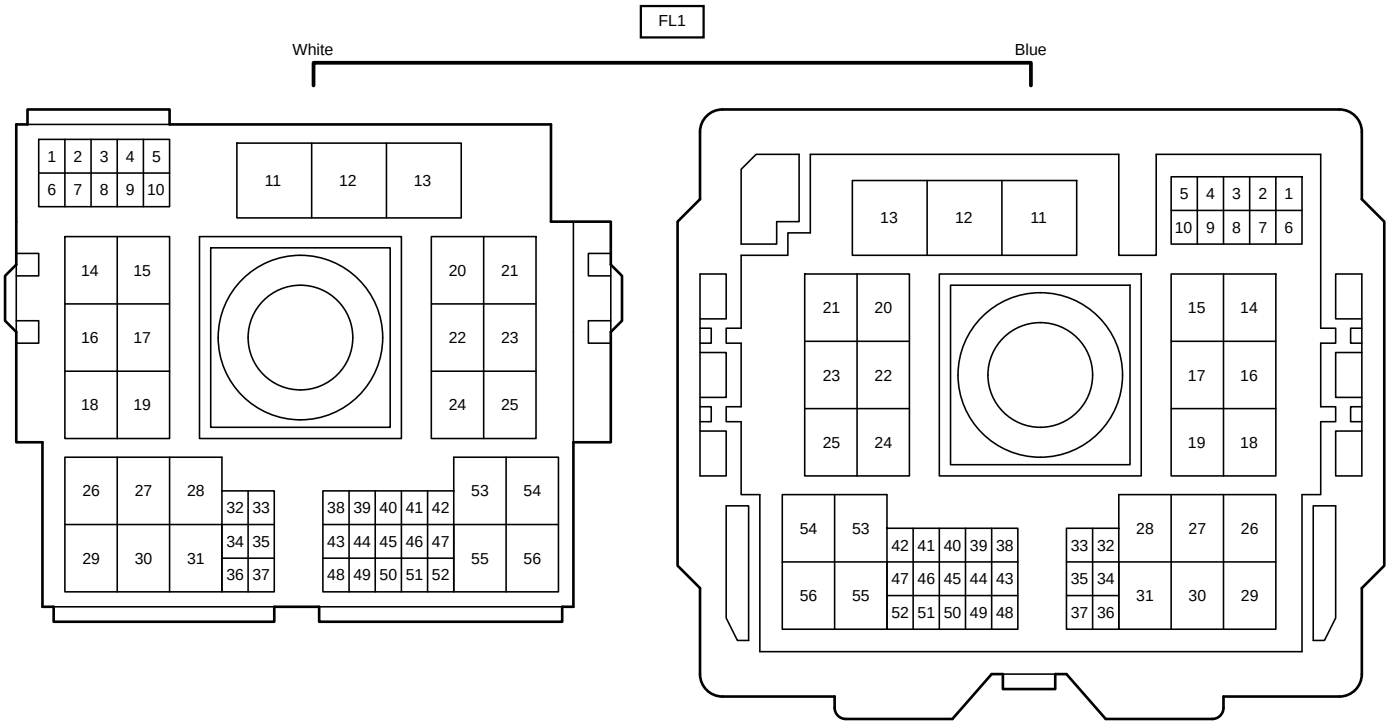
FL1
White
Blue

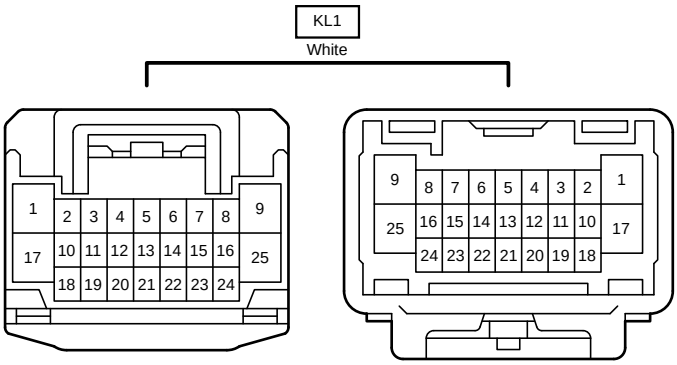
KL1
White

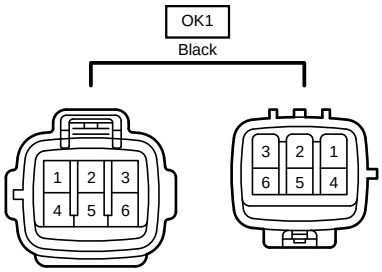
OK1
Black

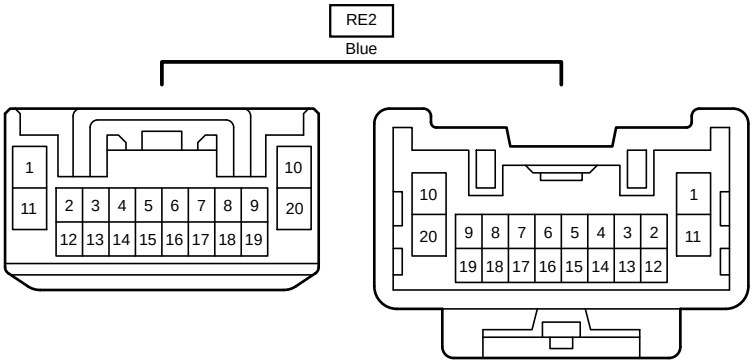
RE2
Blue