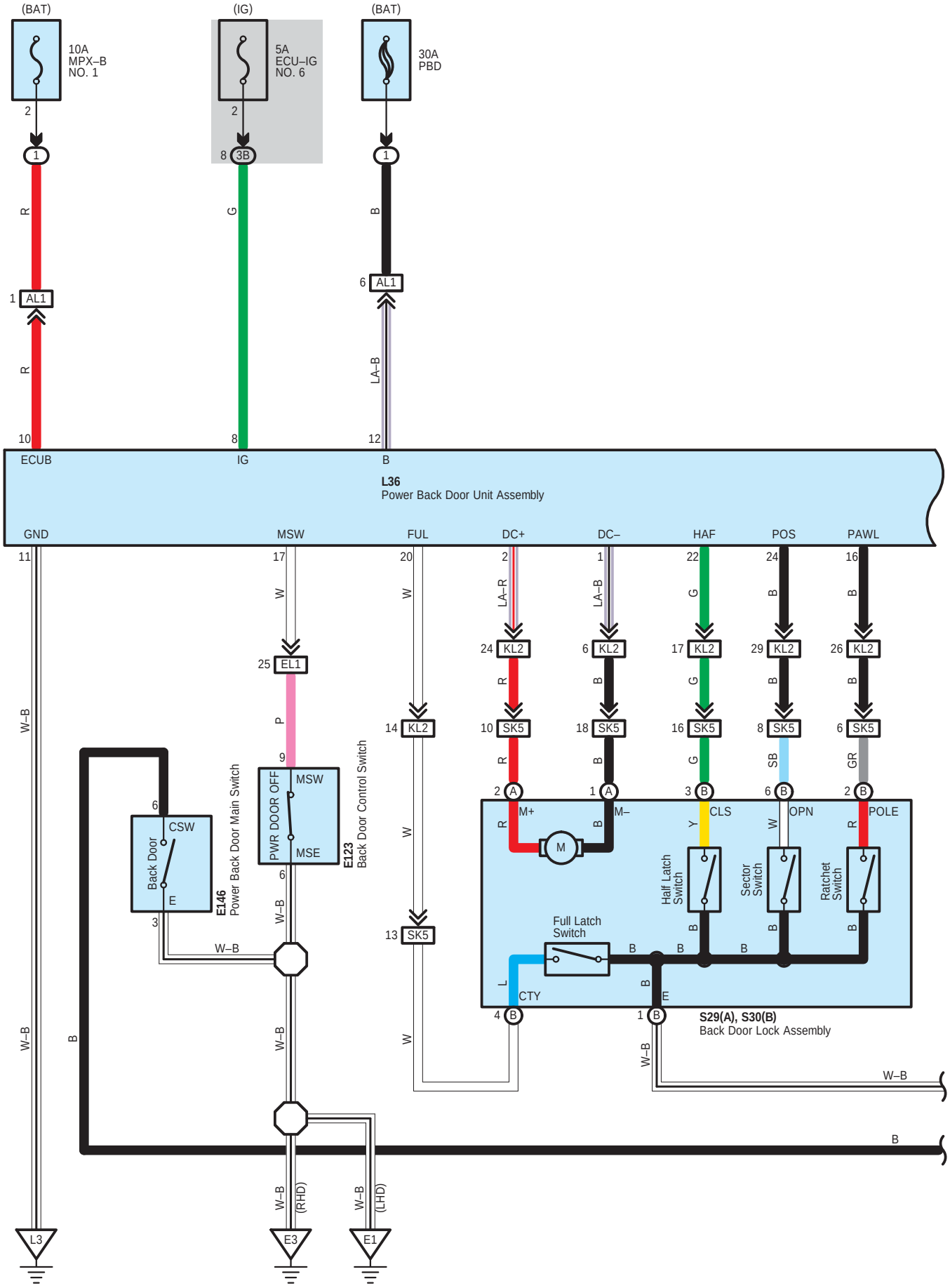
(BAT)
10A
MPX–B
NO. 1
(IG)
5A
ECU–IG
NO. 6
(BAT)
30A
PBD
AL1
ECUB
IG
B
L36
Power Back Door Unit Assembly
GND
MSW
FUL
DC+
DC–
HAF
POS
PAWL
EL1
KL2
SK5
E146
Power Back Door Main Switch
Back Door
CSW
E
PWR DOOR OFF
MSW
MSE
E123
Back Door Control Switch
M+
M–
M
CLS
OPN
POLE
Half Latch Switch
Sector Switch
Ratchet Switch
Full Latch Switch
CTY
S29(A), S30(B)
Back Door Lock Assembly
(RHD)
(LHD)
L3
E3
E1

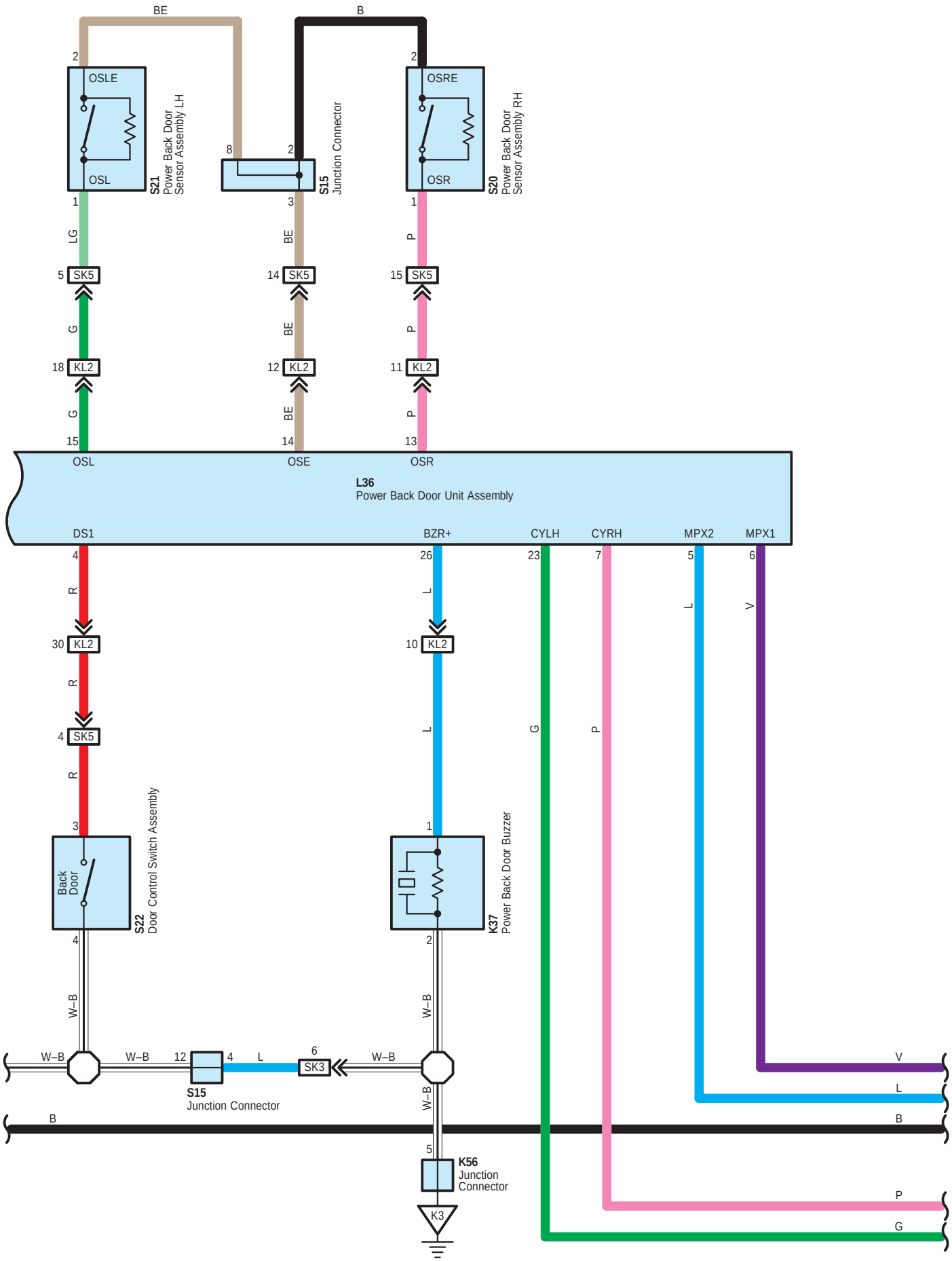
BE
B
OSLE
OSL
S21
Power Back Door Sensor Assembly LH
S15
Junction Connector
OSRE
OSR
S20
Power Back Door Sensor Assembly RH
LG
BE
P
SK5
G
KL2
OSL
OSE
OSR
L36
Power Back Door Unit Assembly
DS1
BZR+
CYLH
CYRH
MPX2
MPX1
R
L
V
Back Door
S22
Door Control Switch Assembly
K37
Power Back Door Buzzer
W–B
SK3
S15
Junction Connector
K56
Junction Connector
K3

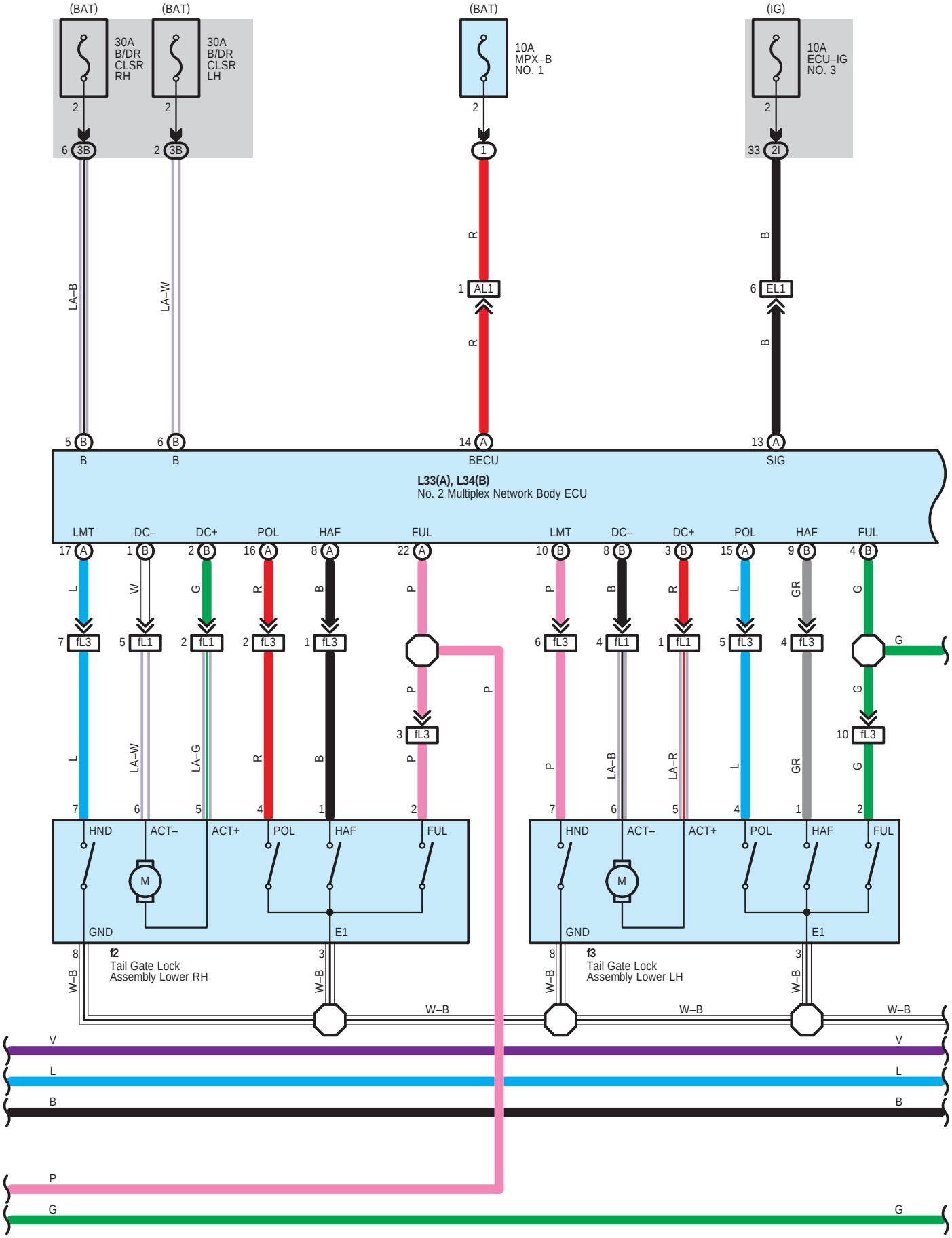
(BAT)
30A
B/DR
CLSR
RH
(BAT)
30A
B/DR
CLSR
LH
(BAT)
10A
MPX–B
NO. 1
(IG)
10A
ECU–IG
NO. 3
LA–B
LA–W
R
B
AL1
EL1
BECU
SIG
L33(A), L34(B)
No. 2 Multiplex Network Body ECU
LMT
DC–
DC+
POL
HAF
FUL
HND
ACT–
ACT+
GND
E1
f2
Tail Gate Lock
Assembly Lower RH
f3
Tail Gate Lock
Assembly Lower LH
W–B
V
L
B
P
G

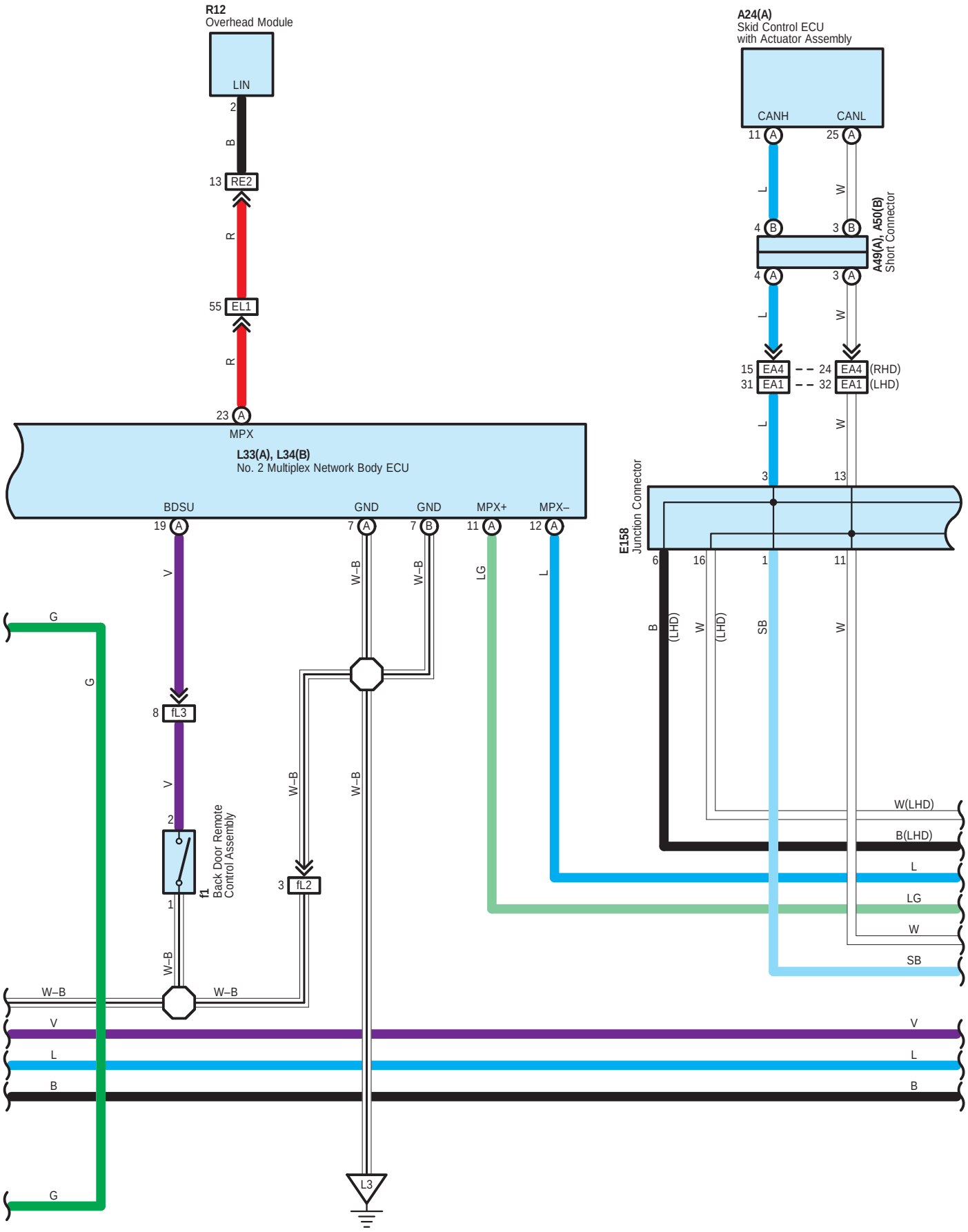
R12
Overhead Module
LIN
2
B
13
RE2
R
55
EL1
R
23
MPX
L33(A), L34(B)
No. 2 Multiplex Network Body ECU
BDSU
GND
GND
MPX+
MPX–
19
7
7
11
12
V
W–B
W–B
LG
L
G
G
8
fL3
V
2
1
f1
Back Door Remote
Control Assembly
W–B
W–B
W–B
3
fL2
W–B
W–B
L3
A24(A)
Skid Control ECU
with Actuator Assembly
CANH
CANL
11
25
L
W
4
3
A49(A), A50(B)
Short Connector
4
3
L
W
15
31
EA4
EA1
24
32
EA4
EA1
(RHD)
(LHD)
L
W
3
13
E158
Junction Connector
6
16
1
11
B
(LHD)
W
(LHD)
SB
W
W(LHD)
B(LHD)
L
LG
W
SB
V
L
B
V
L
B
G
G

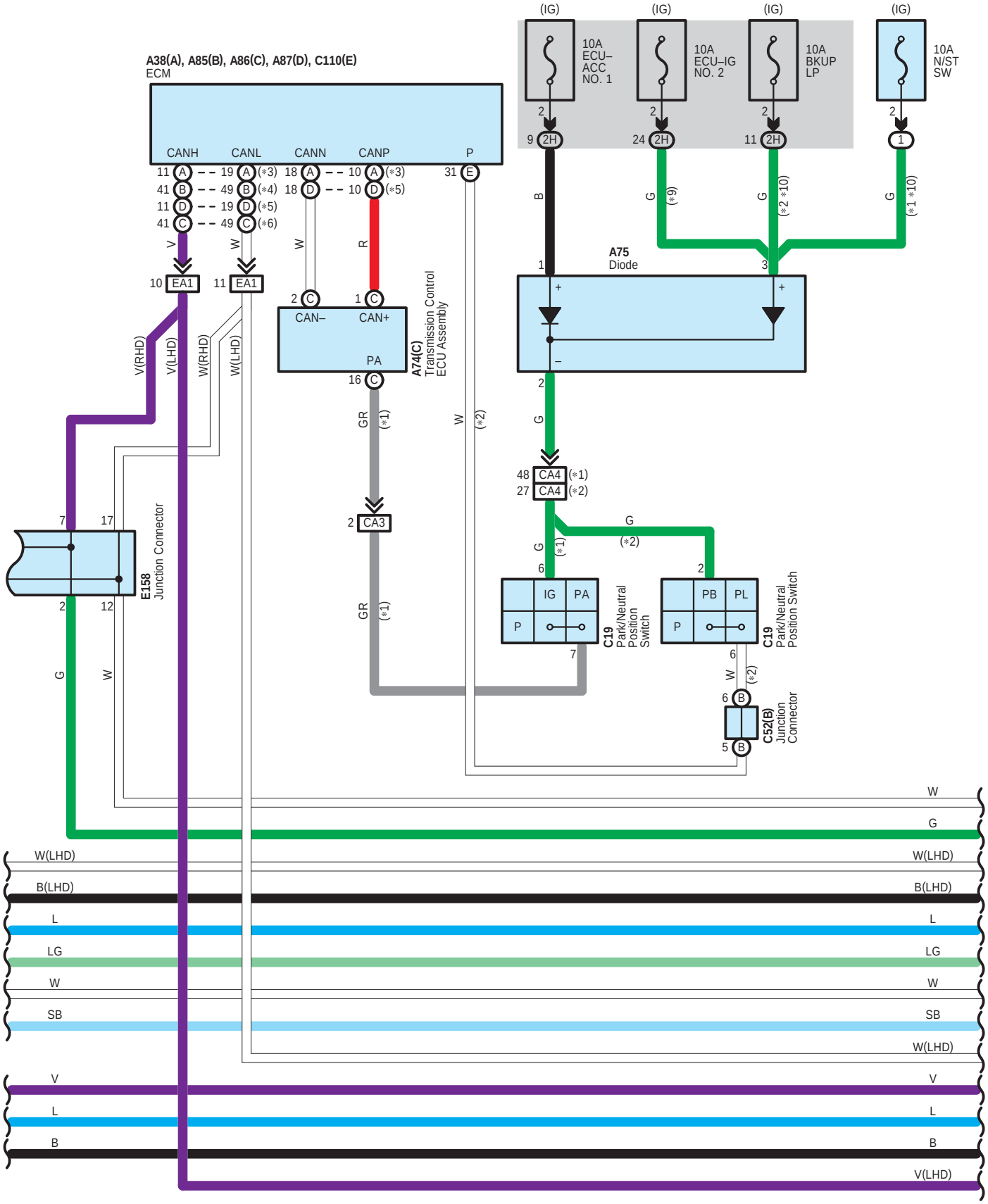
A38(A), A85(B), A86(C), A87(D), C110(E)
ECM
CANH
CANL
CANN
CANP
P
A74(C)
Transmission Control ECU Assembly
CAN–
CAN+
PA
A75
Diode
(IG)
10A ECU–ACC NO. 1
10A ECU–IG NO. 2
10A BKUP LP
10A N/ST SW
E158
Junction Connector
C19
Park/Neutral Position Switch
IG
PA
PB
PL
C52(B)
Junction Connector
V(RHD)
V(LHD)
W(RHD)
W(LHD)
W
G
B(LHD)
L
LG
SB
V
B

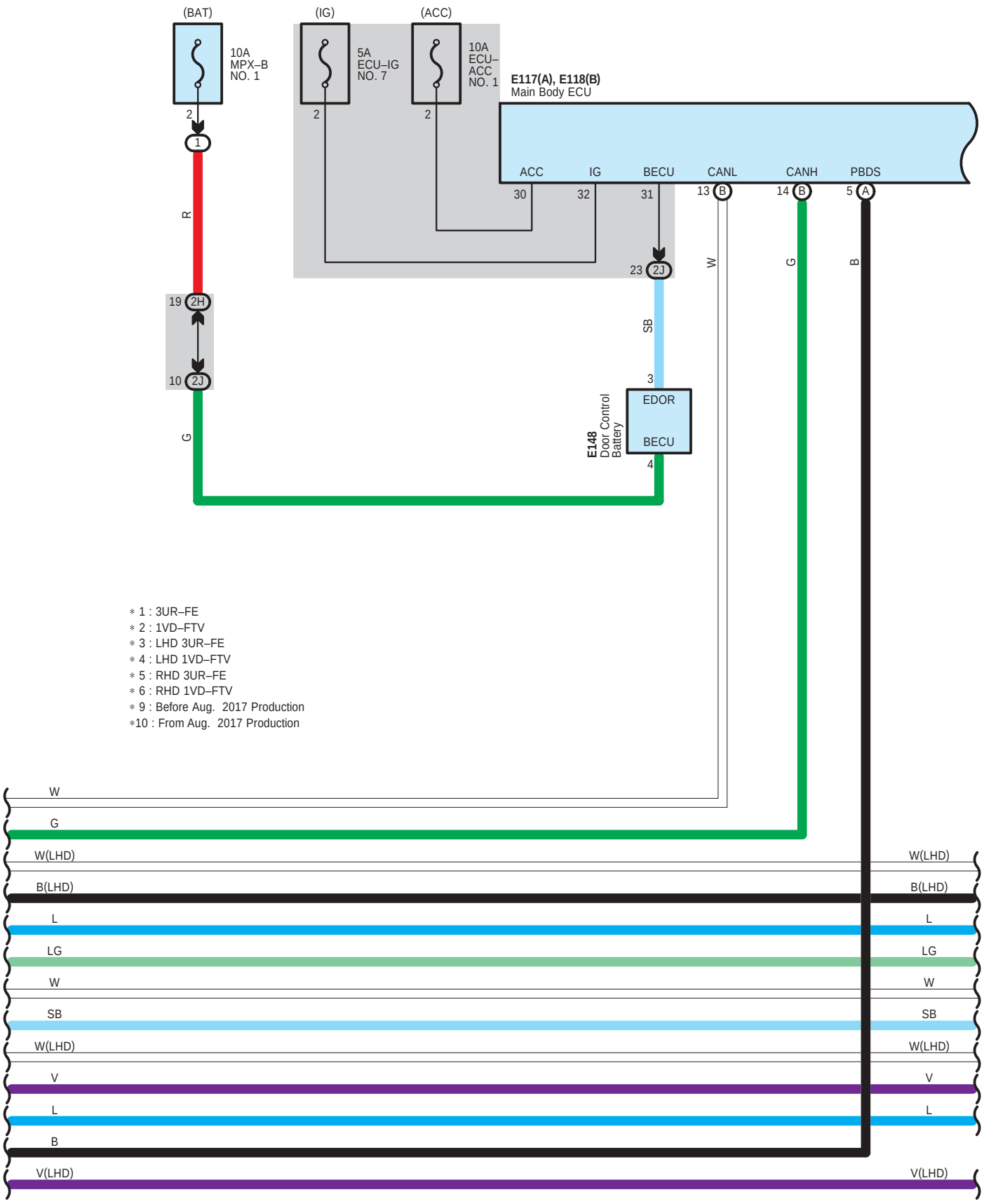
(BAT)
10A
MPX–B
NO. 1
(IG)
5A
ECU–IG
NO. 7
(ACC)
10A
ECU–
ACC
NO. 1
E117(A), E118(B)
Main Body ECU
ACC
IG
BECU
CANL
CANH
PBDS
30
32
31
13 B
14 B
5 A
2
1
R
19 2H
10 2J
G
23 2J
SB
3
EDOR
BECU
4
E148
Door Control
Battery
W
G
B
＊1 : 3UR–FE
＊2 : 1VD–FTV
＊3 : LHD 3UR–FE
＊4 : LHD 1VD–FTV
＊5 : RHD 3UR–FE
＊6 : RHD 1VD–FTV
＊9 : Before Aug. 2017 Production
＊10 : From Aug. 2017 Production
W
G
W(LHD)
B(LHD)
L
LG
W
SB
W(LHD)
V
L
B
V(LHD)

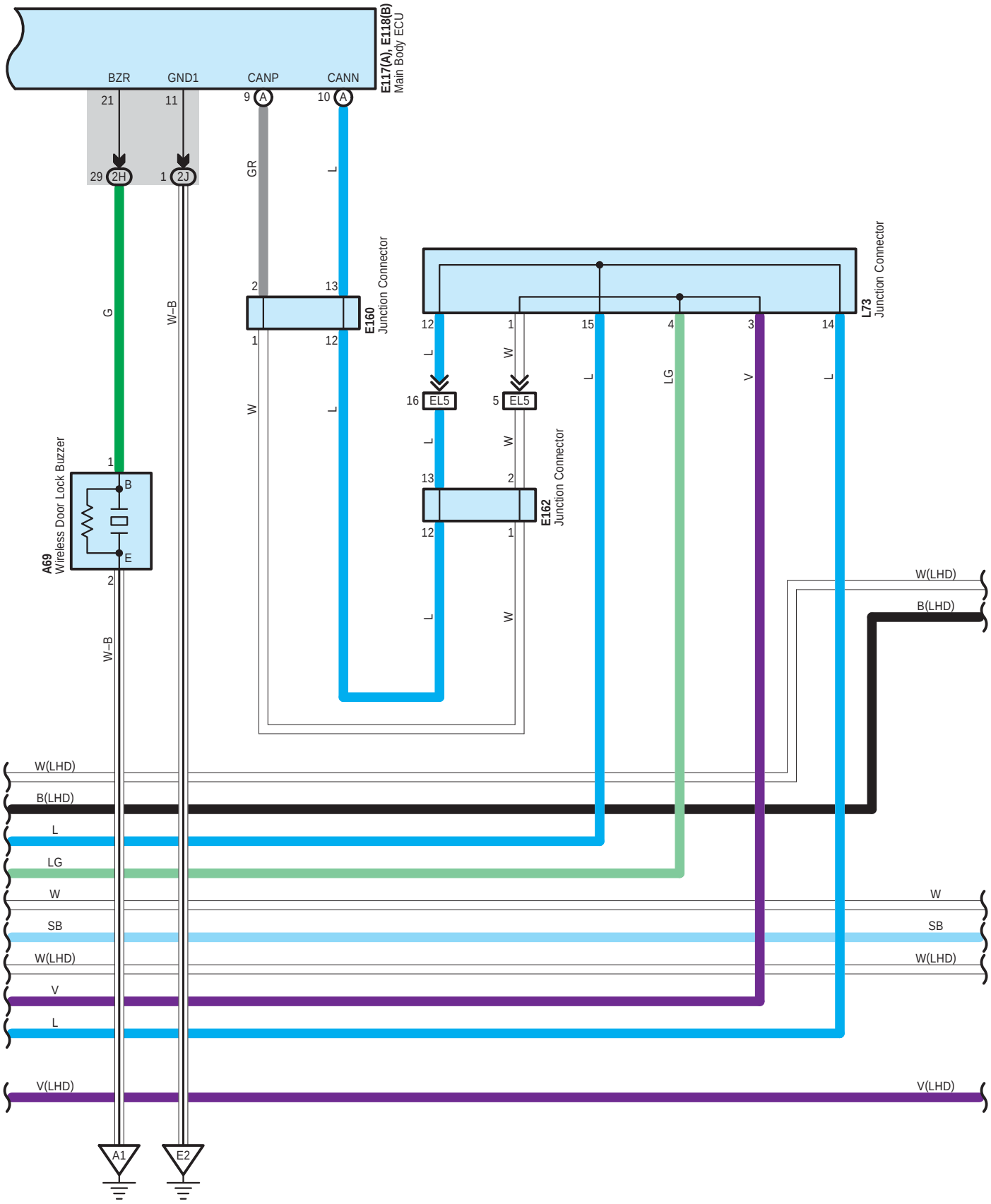
E117(A), E118(B)
Main Body ECU
BZR
GND1
CANP
CANN
21
11
9 A
10 A
29 2H
1 2J
GR
L
G
W–B
E160
Junction Connector
2
13
1
12
W
L
L73
Junction Connector
12
1
15
4
3
14
L
W
L
LG
V
L
16 EL5
5 EL5
L
W
13
2
12
1
E162
Junction Connector
L
W
A69
Wireless Door Lock Buzzer
1
B
E
2
W–B
W(LHD)
B(LHD)
W(LHD)
B(LHD)
L
LG
W
W
SB
SB
W(LHD)
W(LHD)
V
L
V(LHD)
V(LHD)
A1
E2

∗ 7 : FMVSS138 Type
∗ 8 : ECE–R64 Type, w/o Tire Pressure Warning System
∗ 9 : Before Aug. 2017 Production
∗10 : From Aug. 2017 Production

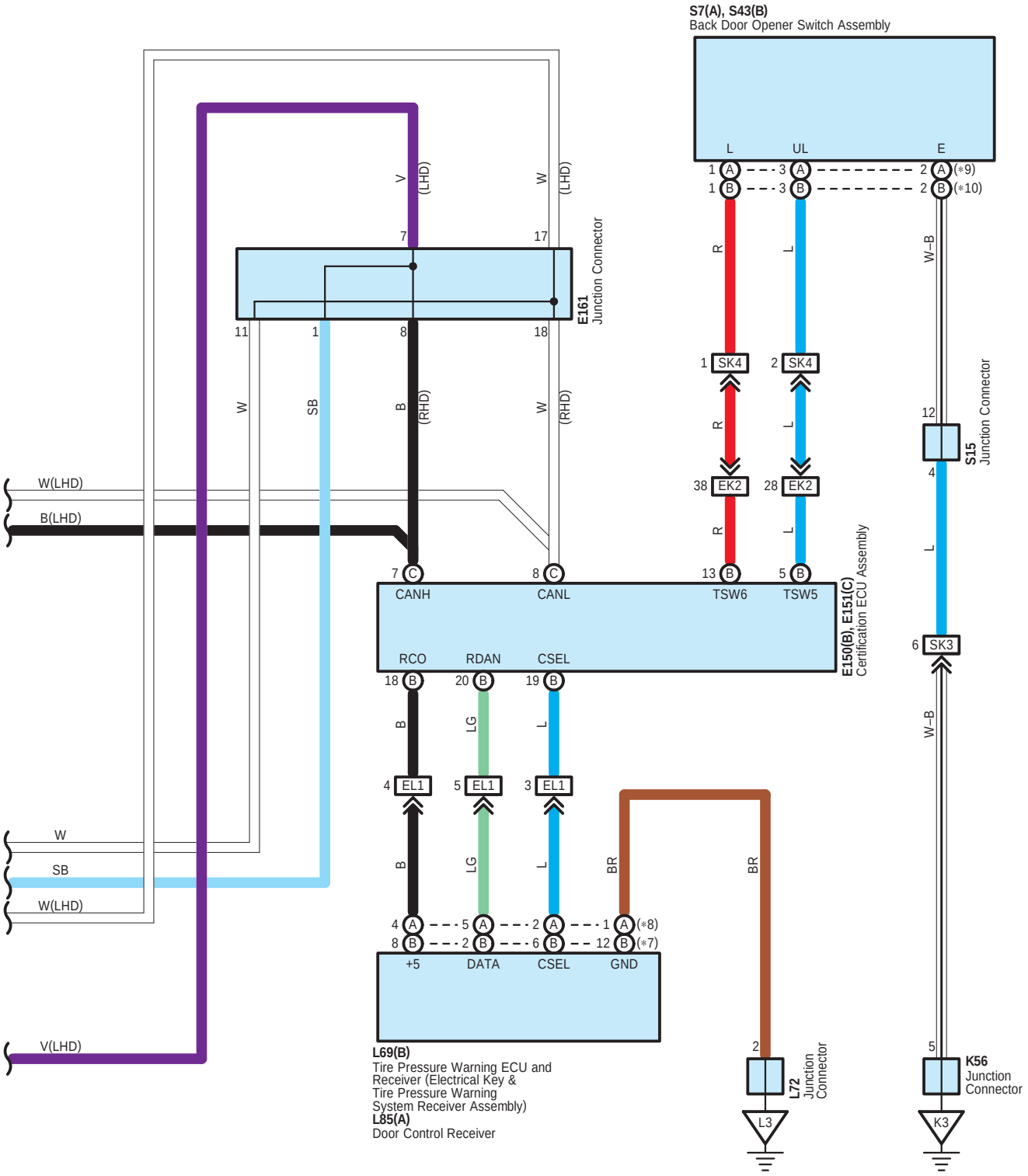

A 24
Black

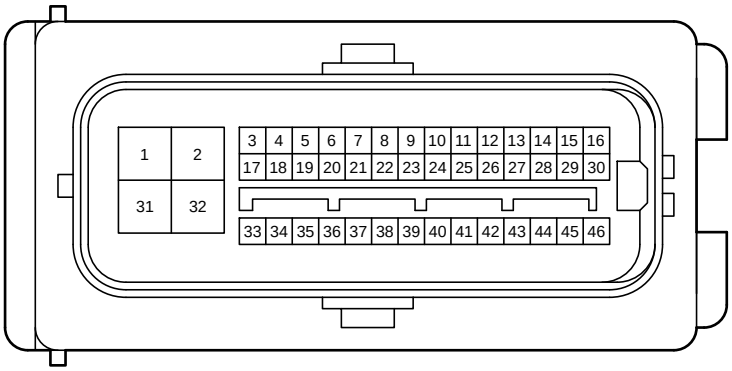

A 38
Black

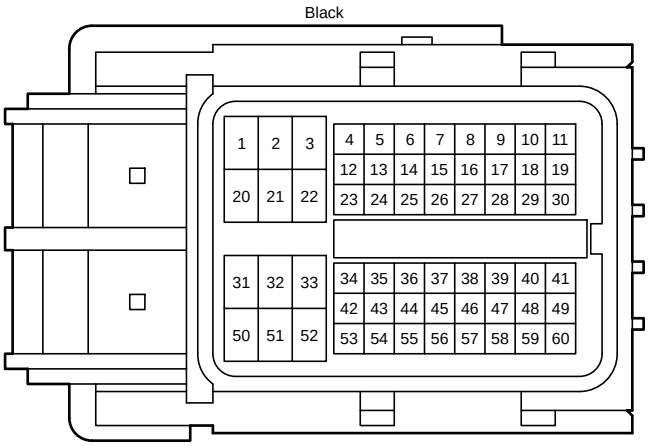

A 49
Gray

A 50
Gray

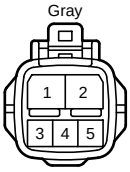

A 69
Gray

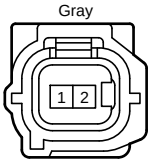

A 74
White

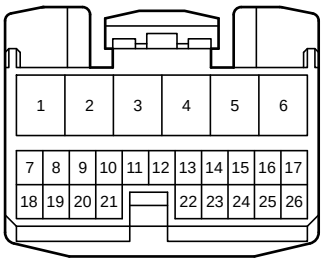

A 75
Gray

A 85
Black

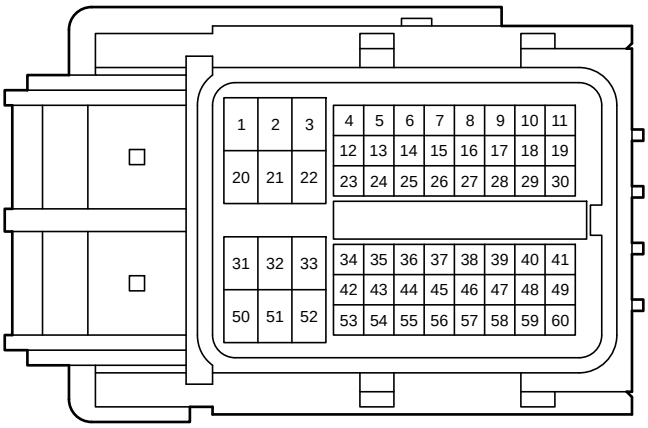

A 86
Black

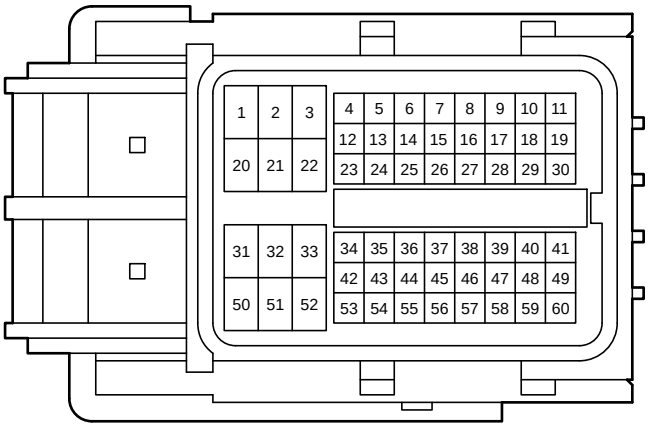

A 87
Black

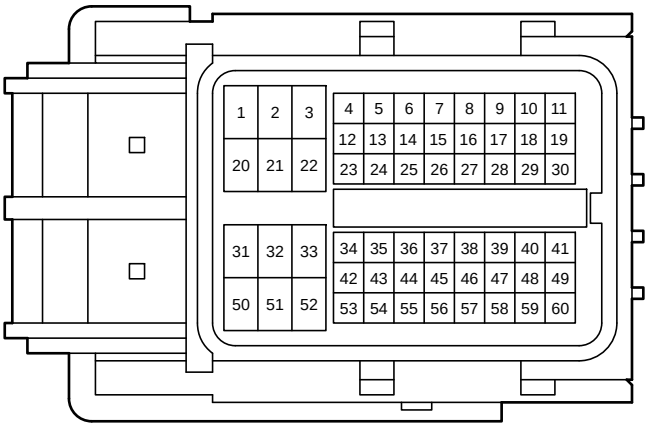

C 19
Gray

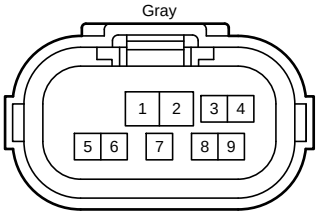

C 52
Blue

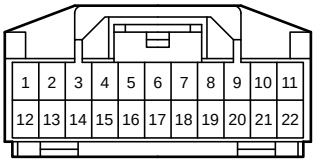

C110
Black

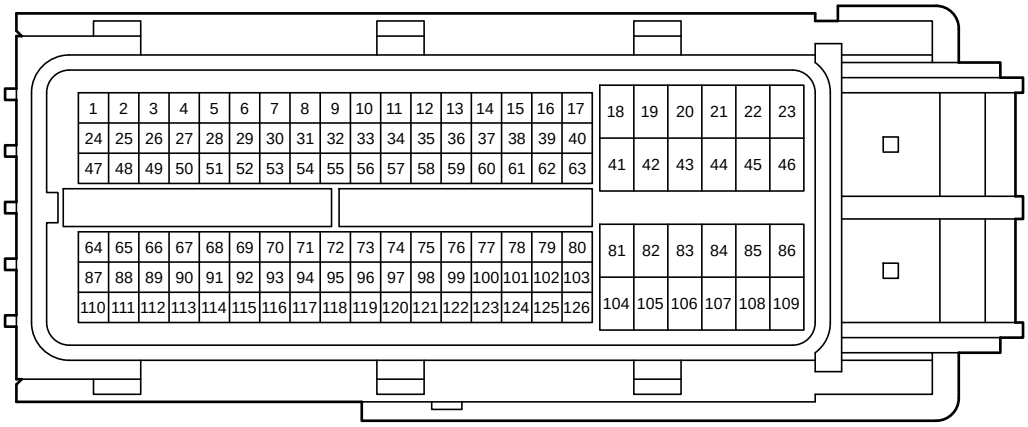

E117
White

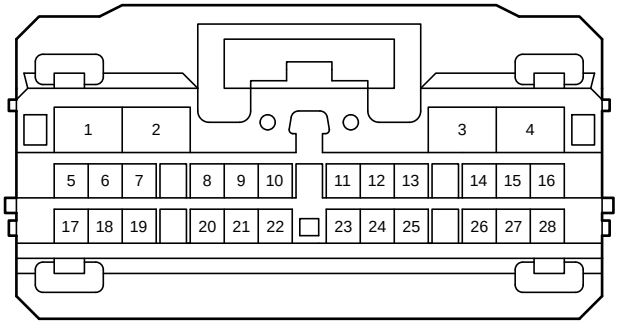

E118
White

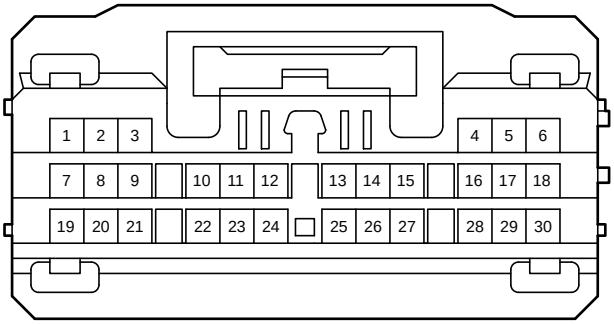

E123
Black

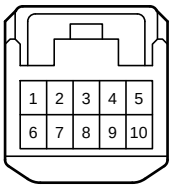

E146
Black

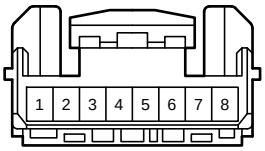

E148
Gray

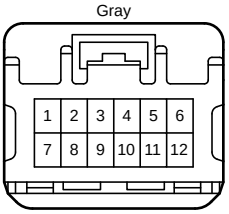

E150
Black

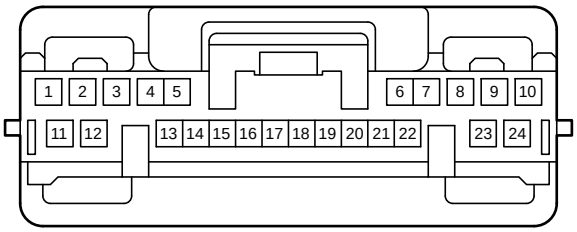

E151
Black

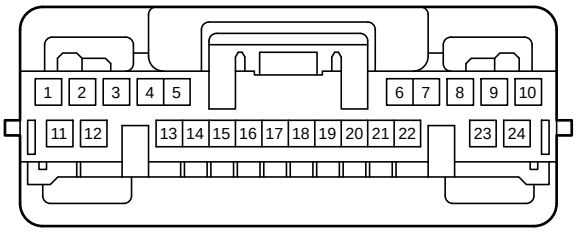

E158
White

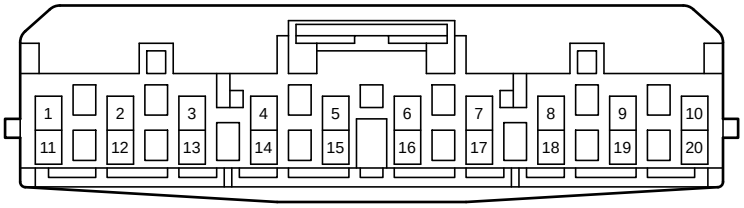

E160
Black

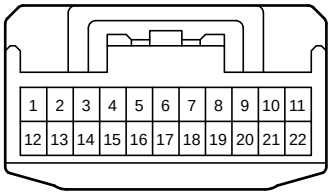

E161
White

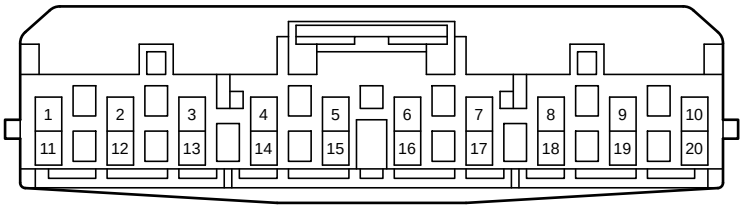

E162
Black

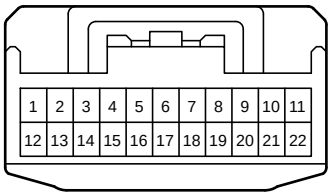

K 37
Black

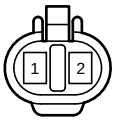

K 56
Black

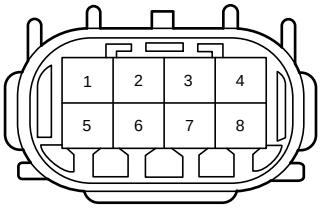

L 33
White

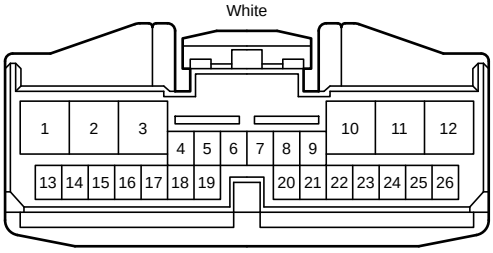

L 34
Blue

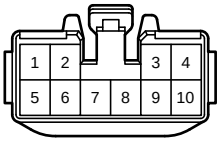

L 36
White

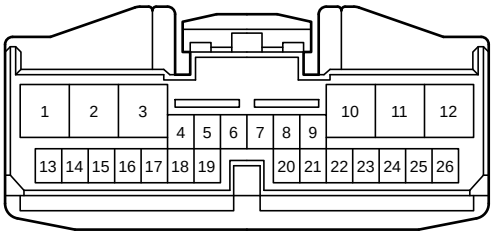

L 69
White



L 72
Black

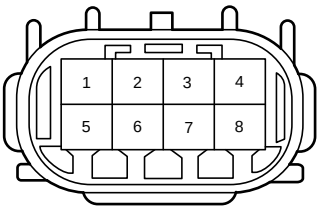

L 73
Black

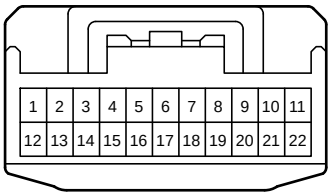

L 85
Blue

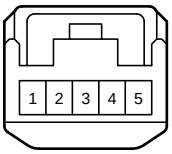

R 12
White

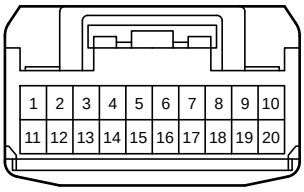

S 7
White

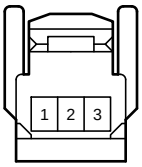

S 15
White

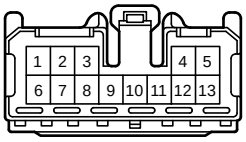

S 20
White

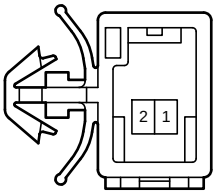

S 21
White

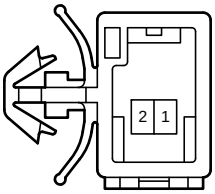

S 22
Black

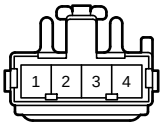

S 29
White



S 30
Gray



S 43
Black



f 1
Black

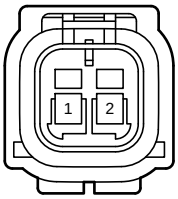

f 2
White

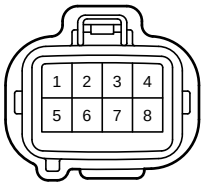

f 3
Gray

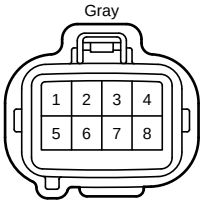

2H
White

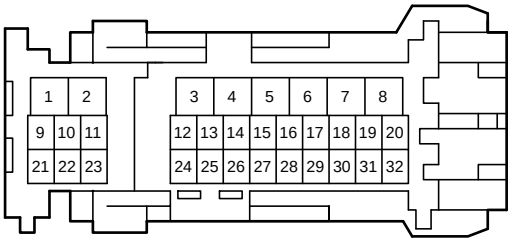

2I
White

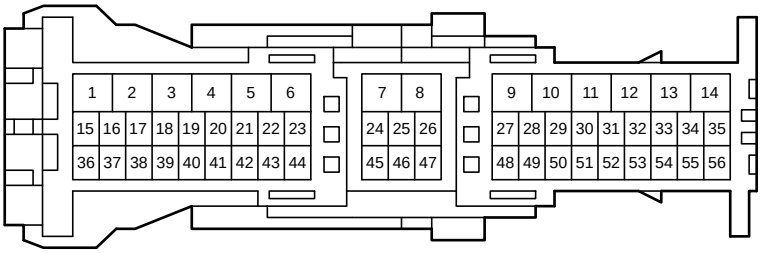

2J
White

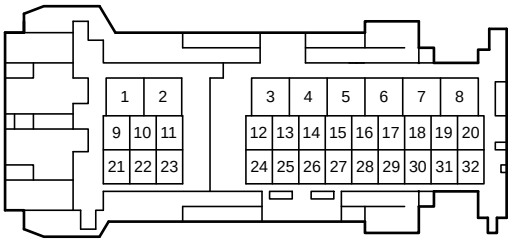

3B
Gray

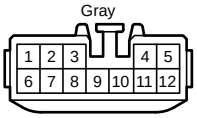

AL1
White

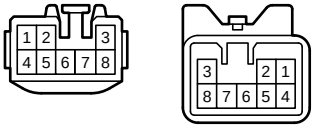

CA3
White

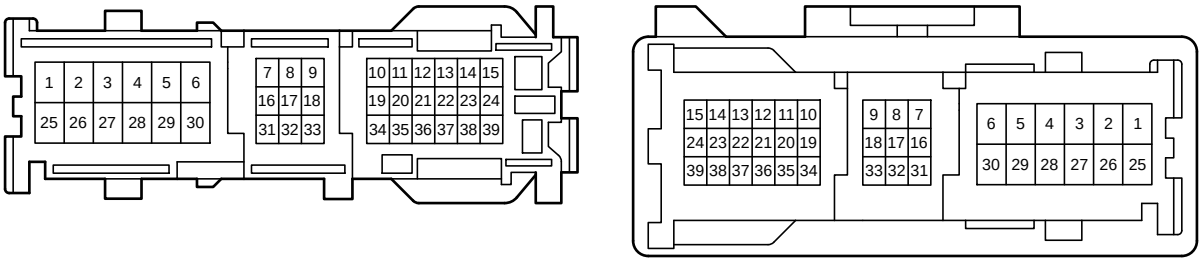

CA4
White

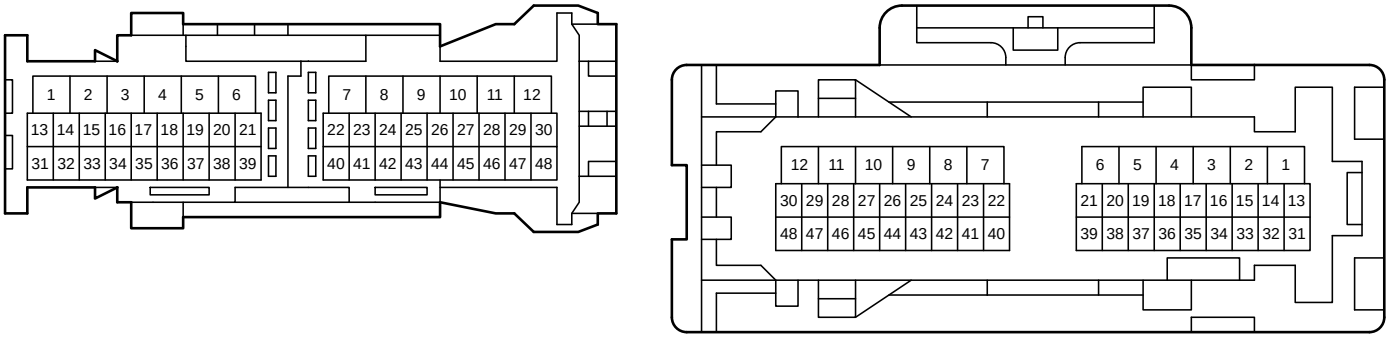

EA1
White

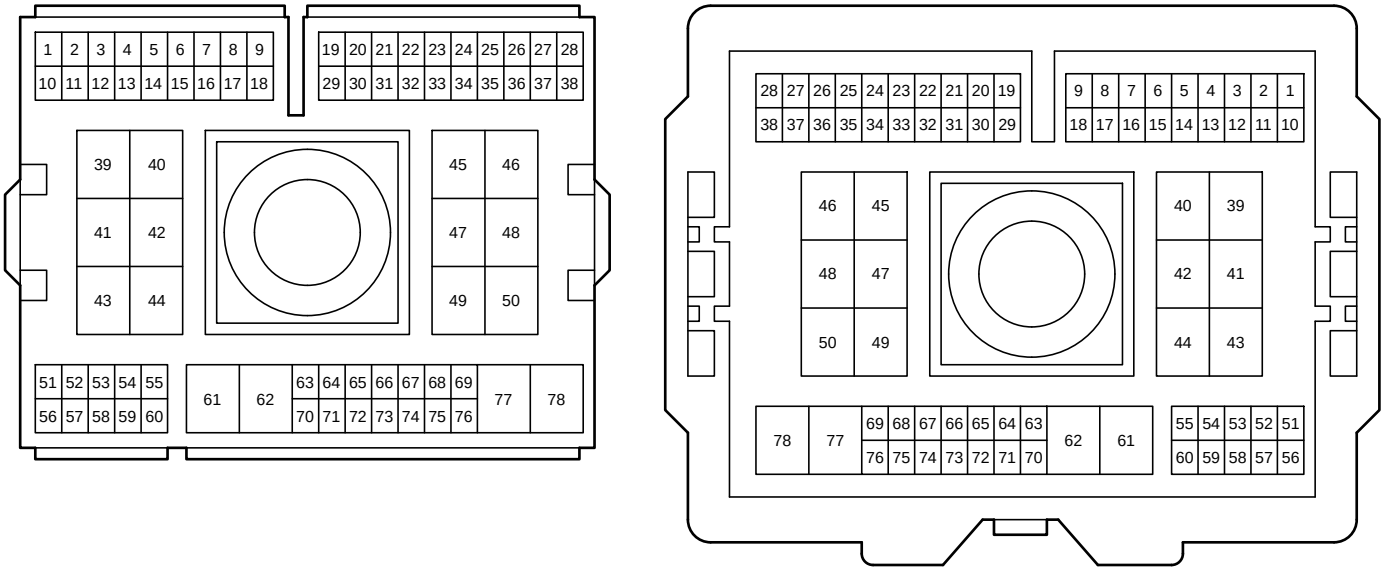

EA4
White

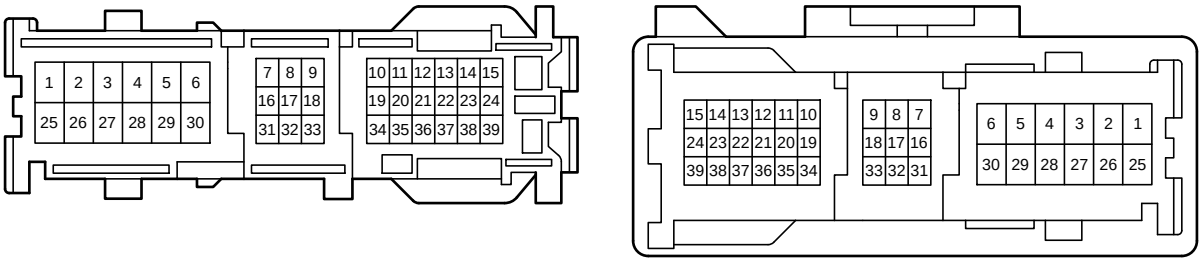

EK2
White

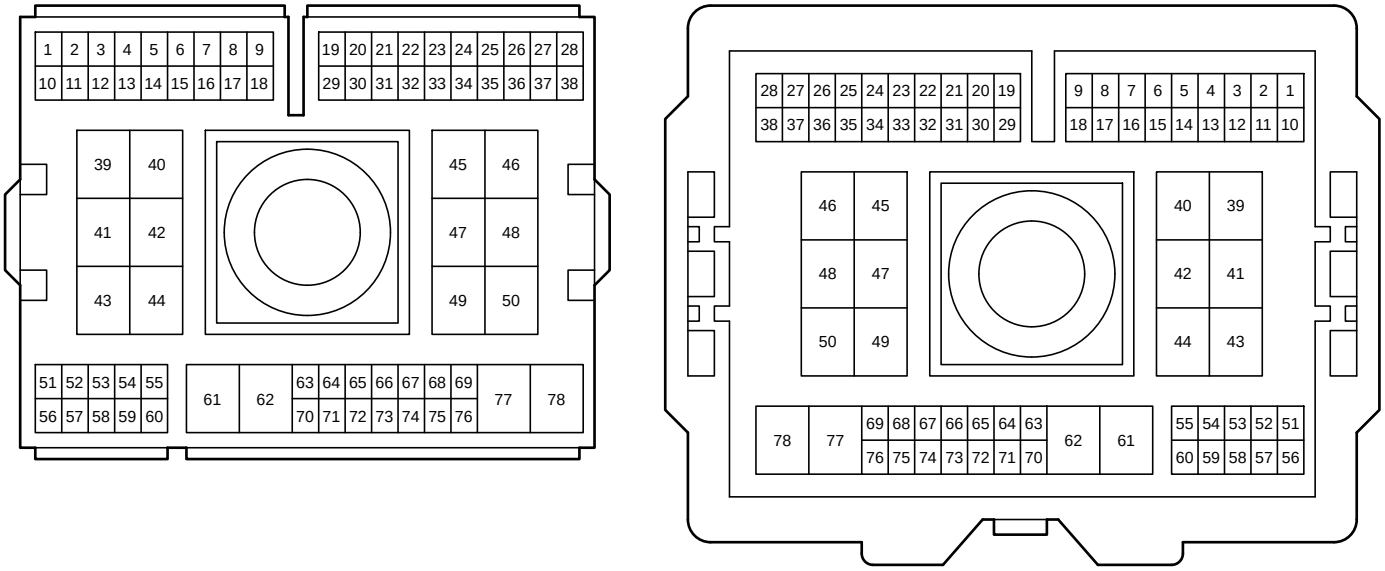

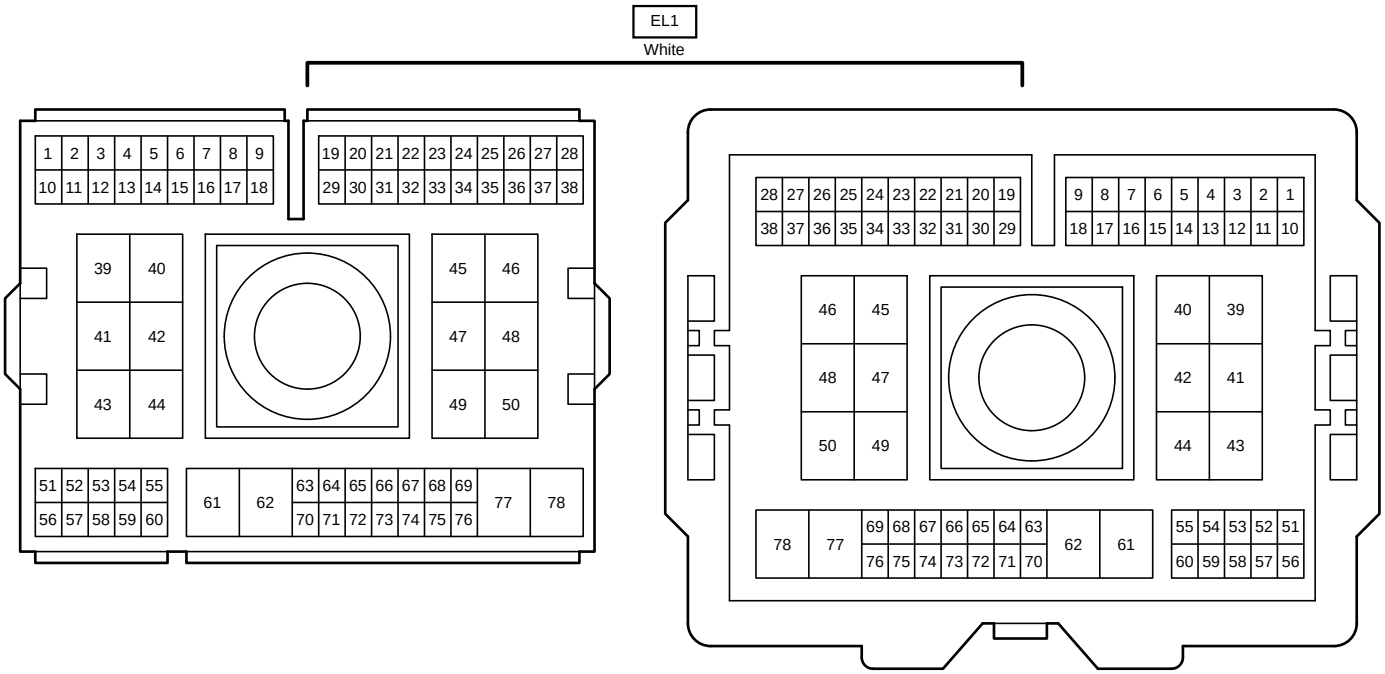
EL1
White
1 2 3 4 5 6 7 8 9
10 11 12 13 14 15 16 17 18
19 20 21 22 23 24 25 26 27 28
29 30 31 32 33 34 35 36 37 38
39 40
41 42
43 44
45 46
47 48
49 50
51 52 53 54 55
56 57 58 59 60
61 62
63 64 65 66 67 68 69
70 71 72 73 74 75 76
77 78
28 27 26 25 24 23 22 21 20 19
38 37 36 35 34 33 32 31 30 29
9 8 7 6 5 4 3 2 1
18 17 16 15 14 13 12 11 10
46 45
48 47
50 49
40 39
42 41
44 43
78 77
69 68 67 66 65 64 63
76 75 74 73 72 71 70
62 61
55 54 53 52 51
60 59 58 57 56

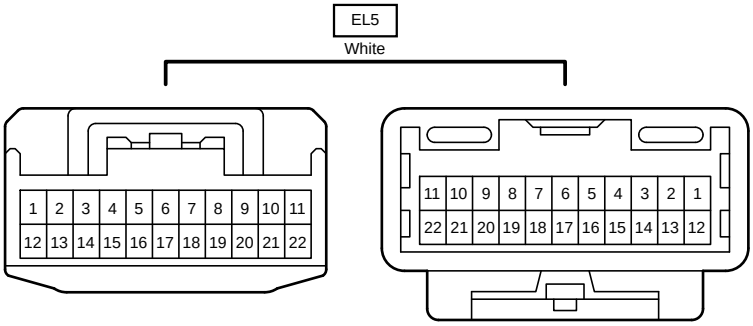
EL5
White
1 2 3 4 5 6 7 8 9 10 11
12 13 14 15 16 17 18 19 20 21 22
11 10 9 8 7 6 5 4 3 2 1
22 21 20 19 18 17 16 15 14 13 12

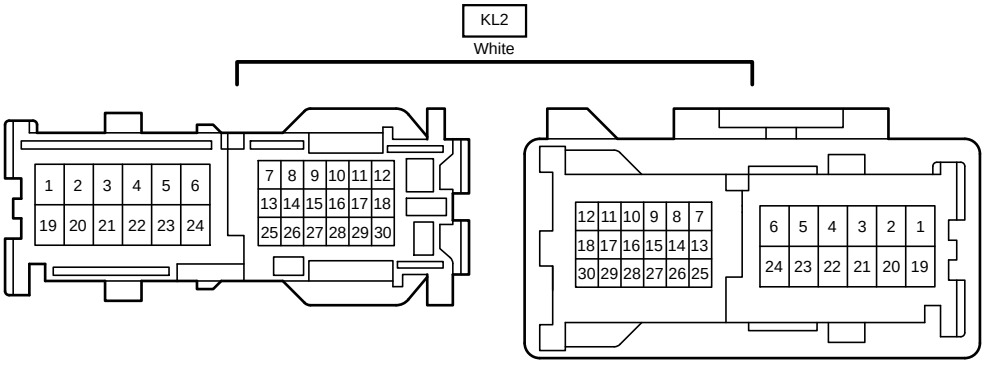
KL2
White
1 2 3 4 5 6
19 20 21 22 23 24
7 8 9 10 11 12
13 14 15 16 17 18
25 26 27 28 29 30
12 11 10 9 8 7
18 17 16 15 14 13
30 29 28 27 26 25
6 5 4 3 2 1
24 23 22 21 20 19

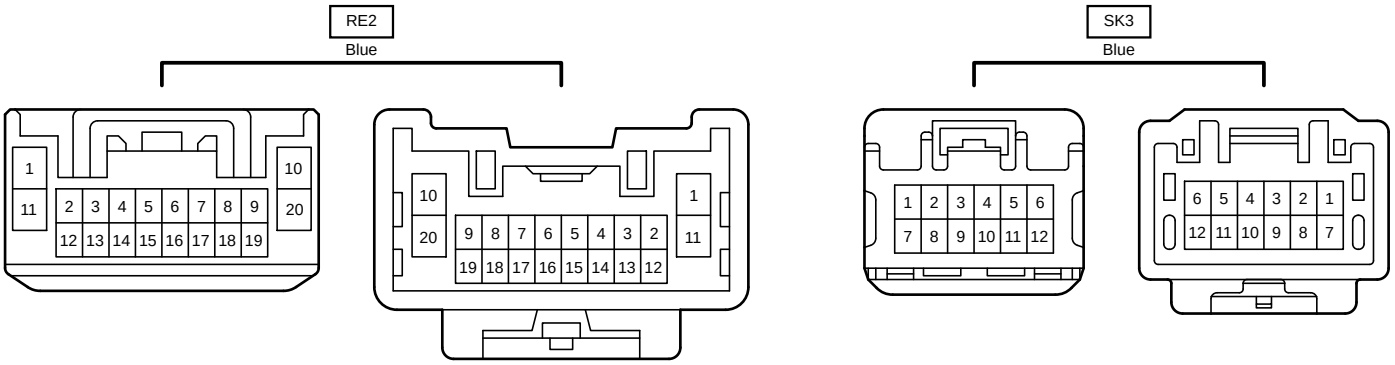
RE2
Blue
SK3
Blue

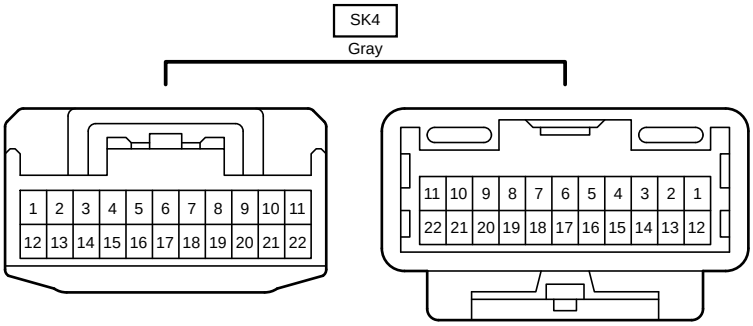
SK4
Gray

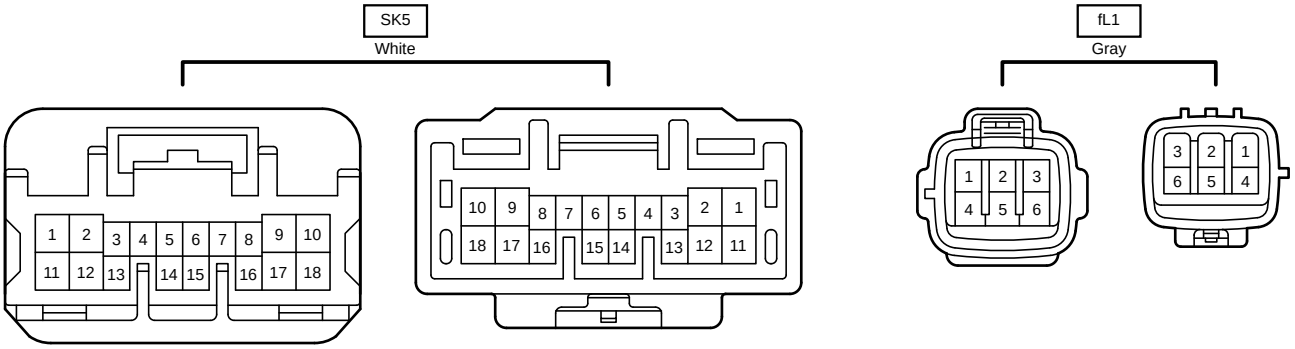
SK5
White
fL1
Gray

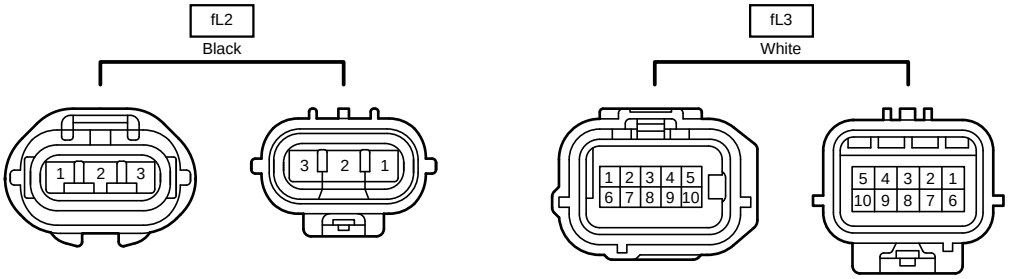
fL2
Black
fL3
White