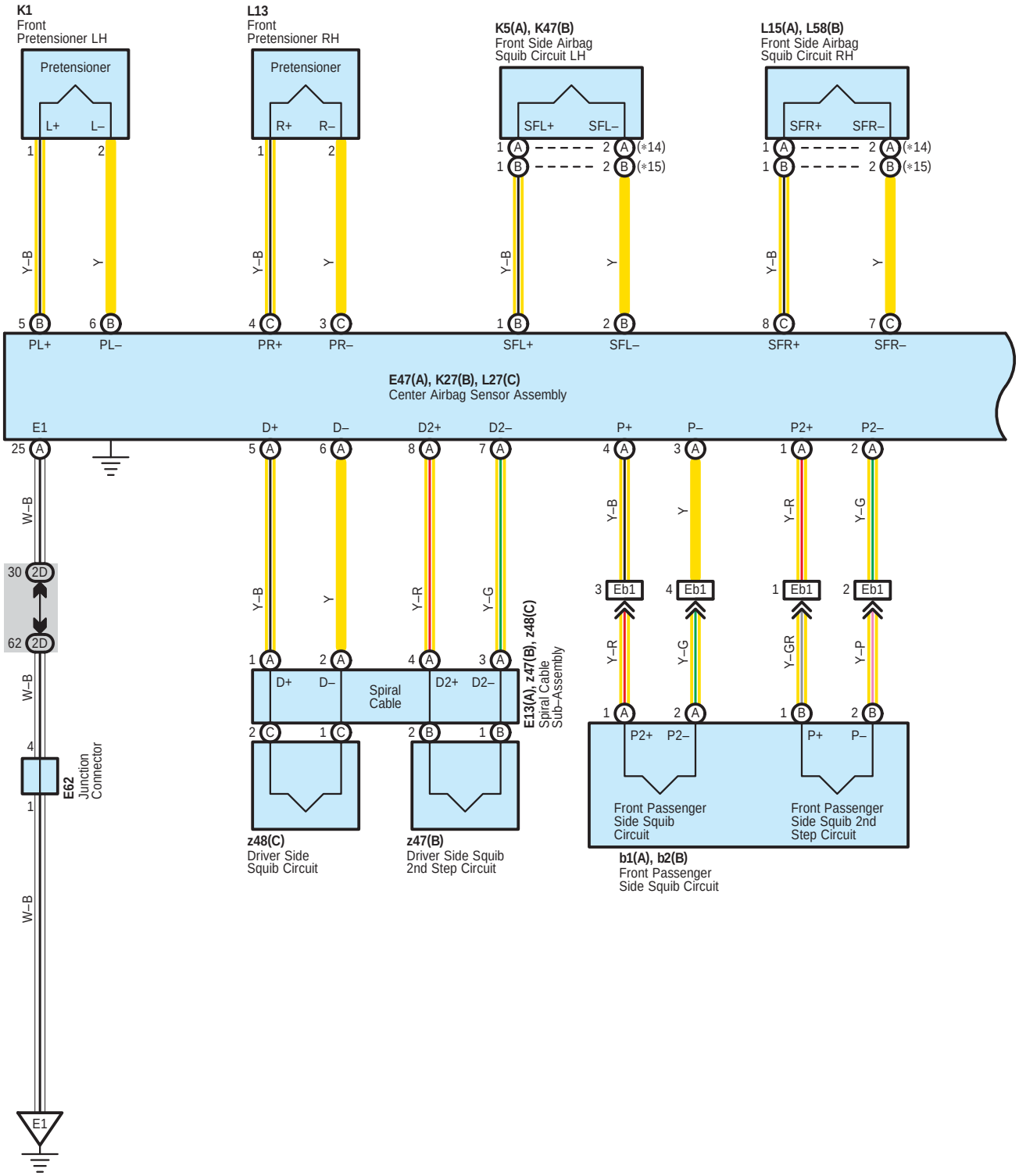
K1
Front
Pretensioner LH
Pretensioner
L+
L–
L13
Front
Pretensioner RH
Pretensioner
R+
R–
K5(A), K47(B)
Front Side Airbag
Squib Circuit LH
SFL+
SFL–
(*14)
(*15)
L15(A), L58(B)
Front Side Airbag
Squib Circuit RH
SFR+
SFR–
(*14)
(*15)
Y–B
Y
PL+
PL–
PR+
PR–
SFL+
SFL–
SFR+
SFR–
E47(A), K27(B), L27(C)
Center Airbag Sensor Assembly
E1
D+
D–
D2+
D2–
P+
P–
P2+
P2–
W–B
2D
Eb1
Y–R
Y–G
Y–GR
Y–P
Spiral
Cable
E13(A), z47(B), z48(C)
Spiral Cable
Sub-Assembly
E62
Junction
Connector
z48(C)
Driver Side
Squib Circuit
z47(B)
Driver Side Squib
2nd Step Circuit
Front Passenger
Side Squib
Circuit
Front Passenger
Side Squib 2nd
Step Circuit
b1(A), b2(B)
Front Passenger
Side Squib Circuit

∗ 1 : w/ Airbag Cutoff Switch
∗ 7 : Before Jan. 2012 Production
∗ 8 : From Jan. 2012 Production
∗14 : w/o Rear Seat Entertainment System
∗15 : w/ Rear Seat Entertainment System

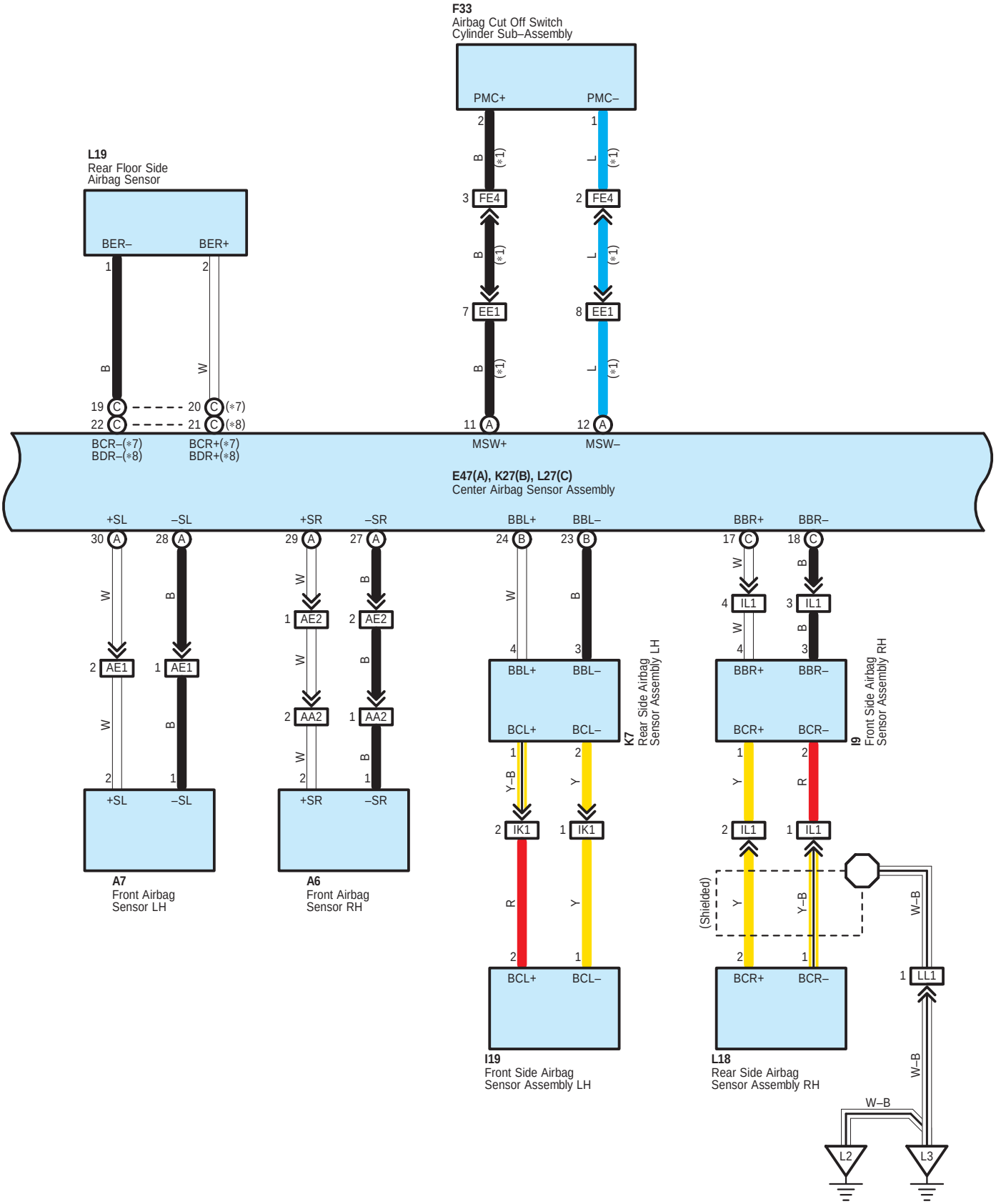

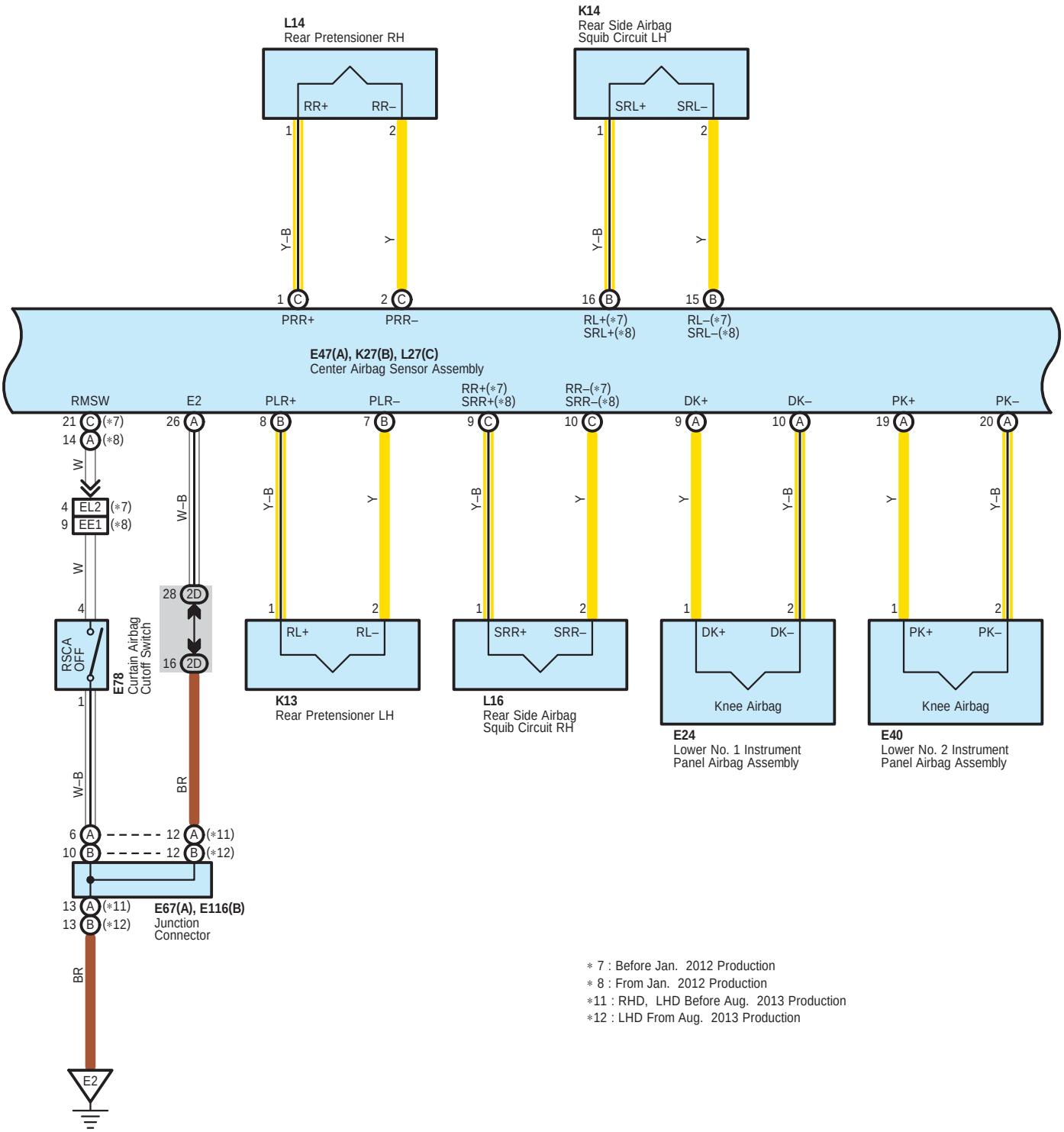

∗ 7 : Before Jan. 2012 Production
∗ 8 : From Jan. 2012 Production
∗11 : RHD, LHD Before Aug. 2013 Production
∗12 : LHD From Aug. 2013 Production

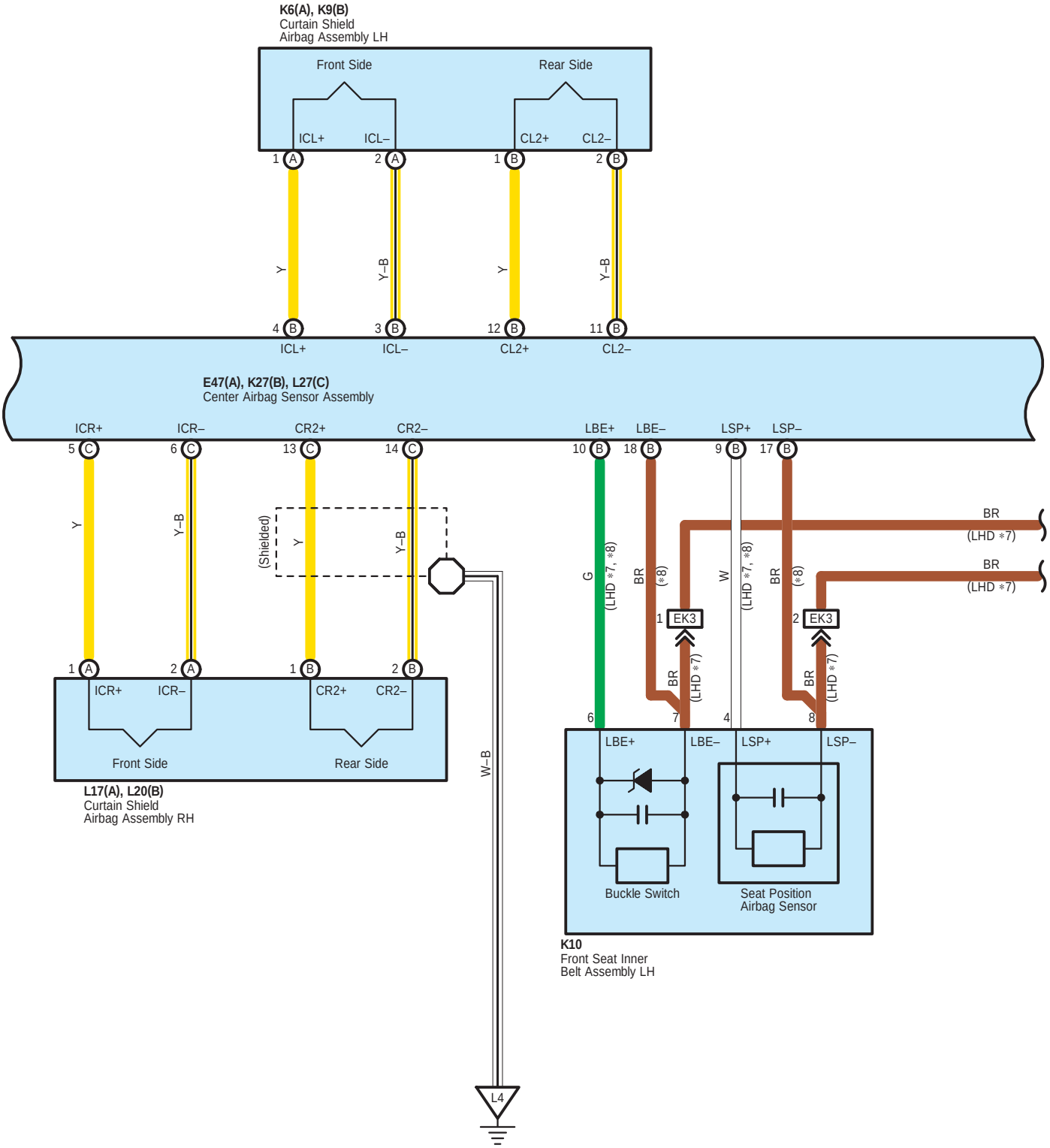
K6(A), K9(B)
Curtain Shield
Airbag Assembly LH
Front Side
Rear Side
ICL+
ICL–
CL2+
CL2–
1 A
2 A
1 B
2 B
Y
Y–B
Y
Y–B
4 B
3 B
12 B
11 B
ICL+
ICL–
CL2+
CL2–
E47(A), K27(B), L27(C)
Center Airbag Sensor Assembly
ICR+
ICR–
CR2+
CR2–
LBE+
LBE–
LSP+
LSP–
5 C
6 C
13 C
14 C
10 B
18 B
9 B
17 B
Y
Y–B
(Shielded)
Y
Y–B
G
(LHD *7, *8)
BR
(*8)
W
(LHD *7, *8)
BR
(*8)
BR
(LHD *7)
BR
(LHD *7)
1 EK3
2 EK3
BR
(LHD *7)
BR
(LHD *7)
1 A
2 A
1 B
2 B
ICR+
ICR–
CR2+
CR2–
Front Side
Rear Side
L17(A), L20(B)
Curtain Shield
Airbag Assembly RH
W–B
L4
6
7
4
8
LBE+
LBE–
LSP+
LSP–
Buckle Switch
Seat Position
Airbag Sensor
K10
Front Seat Inner
Belt Assembly LH

∗ 2 : w/ Front Passenger Airbag ON/OFF Indicator
∗ 5 : Before Jul. 2009 Production
∗ 6 : From Jul. 2009 Production until Jan. 2012 Production
∗ 7 : Before Jan. 2012 Production
∗ 8 : From Jan. 2012 Production
∗ 9 : Before Jan. 2013 Production
∗10 : From Jan. 2013 Production
∗13 : RHD From Aug. 2013 Production
∗16 : w/ Telematics System

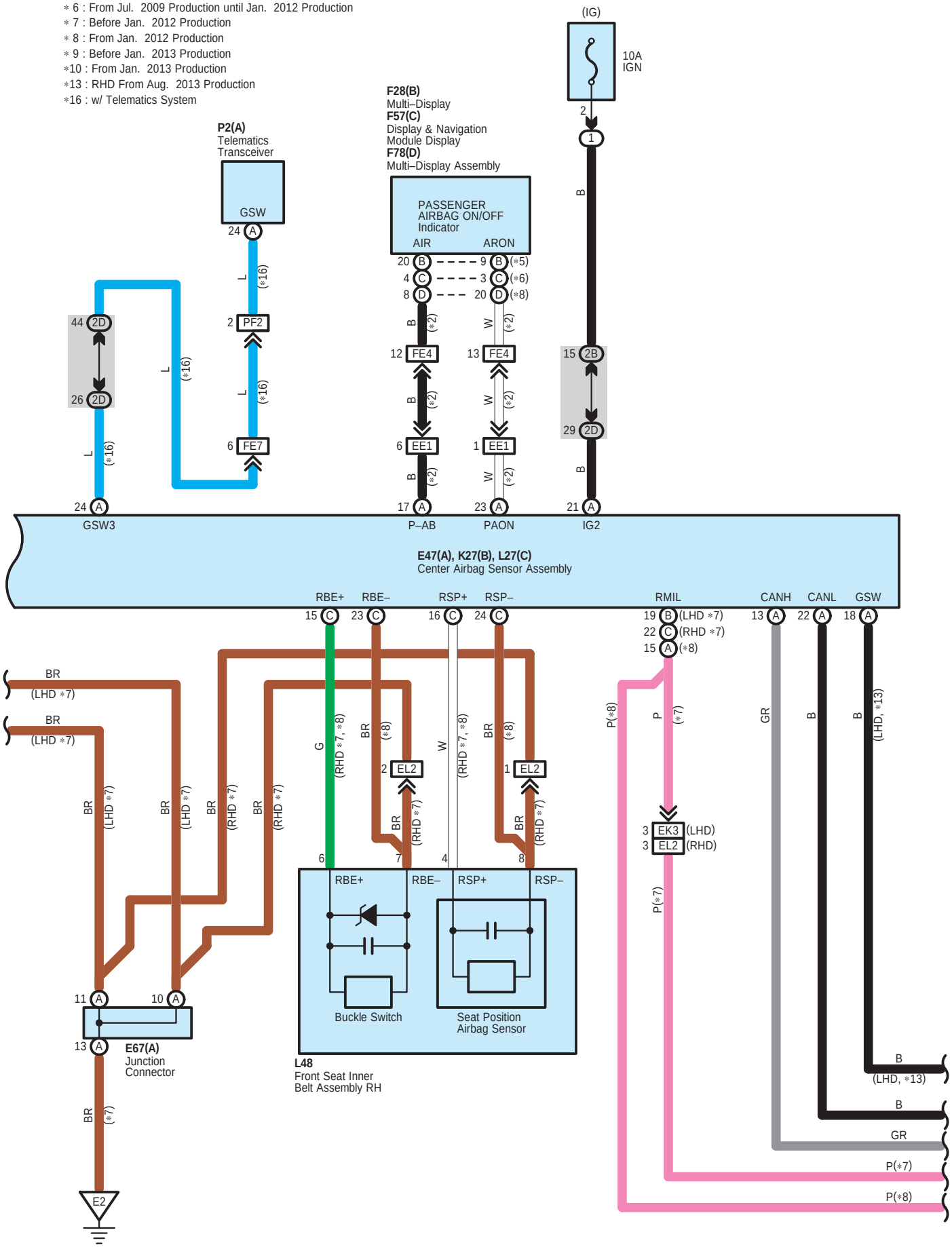

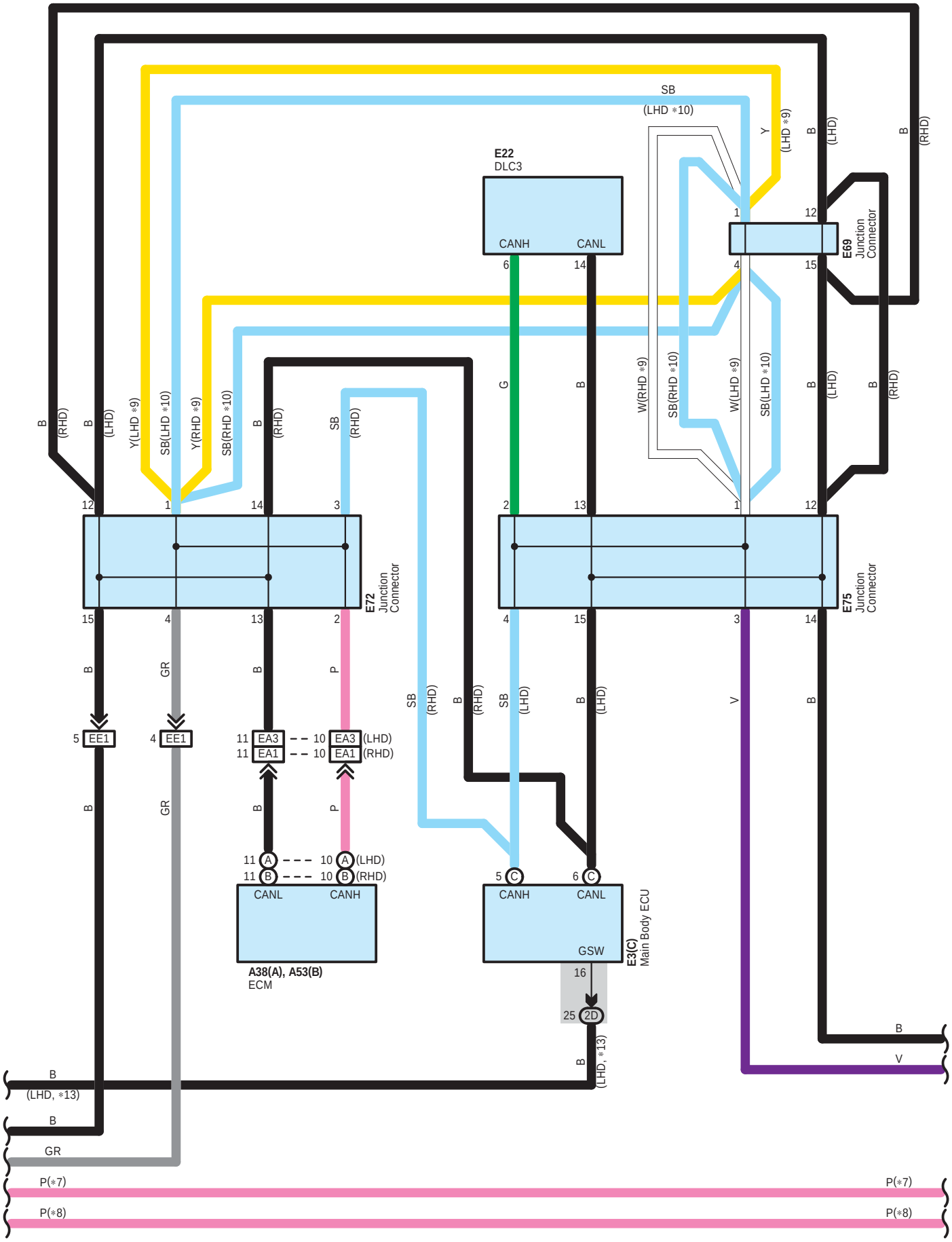
E22
DLC3
CANH
CANL
E69
Junction
Connector
E72
Junction
Connector
E75
Junction
Connector
EE1
EA3
EA1
A38(A), A53(B)
ECM
CANL
CANH
E3(C)
Main Body ECU
CANH
CANL
GSW
SB
(LHD *10)
Y
(LHD *9)
B
(LHD)
B
(RHD)
G
W(RHD *9)
SB(RHD *10)
W(LHD *9)
SB(LHD *10)
Y(LHD *9)
SB(LHD *10)
Y(RHD *9)
SB(RHD *10)
SB
(RHD)
GR
P
V
(LHD, *13)
P(*7)
P(*8)

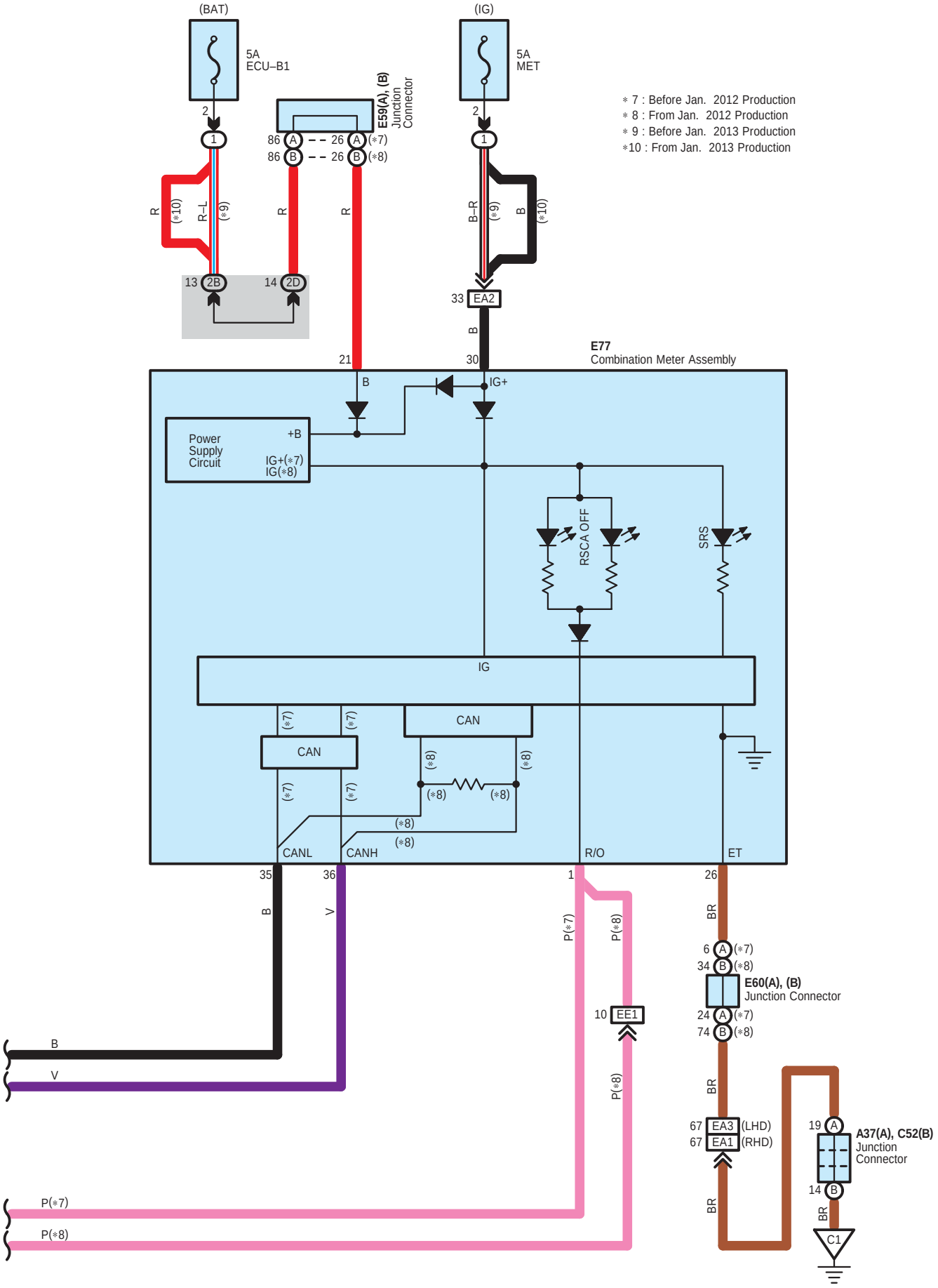
(BAT)
5A
ECU–B1
(IG)
5A
MET
E59(A), (B)
Junction
Connector
∗ 7 : Before Jan. 2012 Production
∗ 8 : From Jan. 2012 Production
∗ 9 : Before Jan. 2013 Production
∗10 : From Jan. 2013 Production
86 A 26 A (∗7)
86 B 26 B (∗8)
R (∗10)
R–L (∗9)
R
R
B–R (∗9)
B (∗10)
13 2B
14 2D
33 EA2
B
21
30
E77
Combination Meter Assembly
B
IG+
Power
Supply
Circuit
+B
IG+(∗7)
IG(∗8)
RSCA OFF
SRS
IG
CAN
CAN
(∗7)
(∗8)
CANL
CANH
R/O
ET
35
36
1
26
B
V
P(∗7)
P(∗8)
BR
6 A (∗7)
34 B (∗8)
E60(A), (B)
Junction Connector
24 A (∗7)
74 B (∗8)
10 EE1
67 EA3 (LHD)
67 EA1 (RHD)
19 A
A37(A), C52(B)
Junction
Connector
14 B
C1

A 6
Yellow

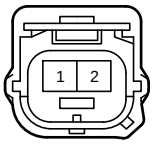

A 7
Yellow

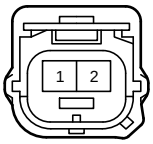

A 37
Blue

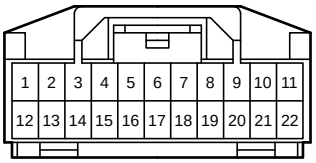

A 38
Black

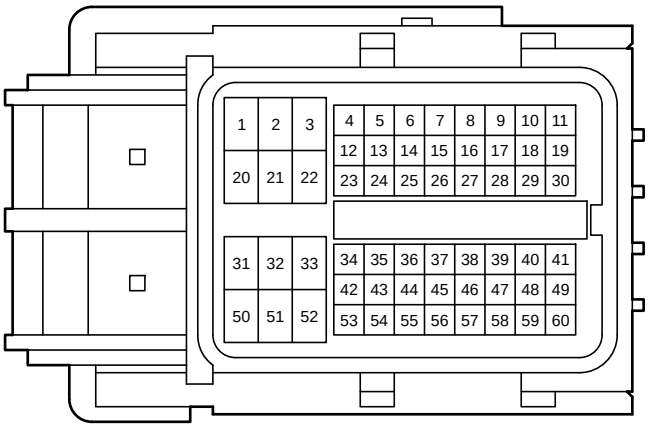

A 53
Black

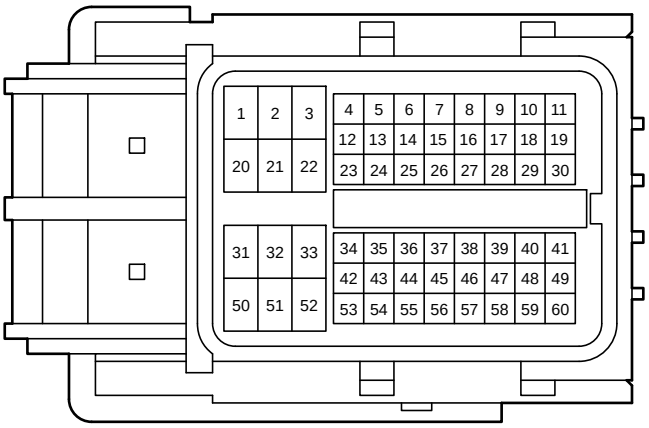

C 52
Blue

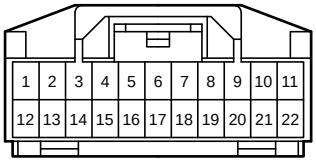

E 3
White

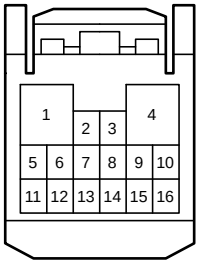

E 13
Yellow

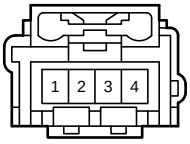

E 22
White

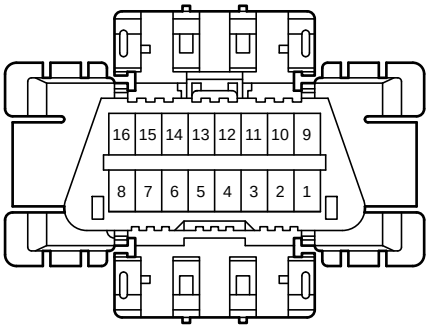

E 24
Black

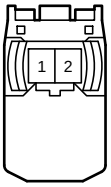

E 40
Black

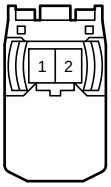

E 47
Yellow

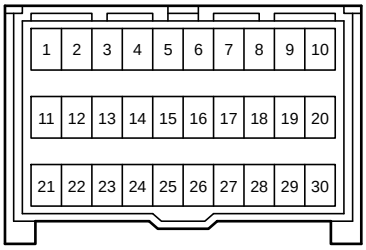

E 59
White

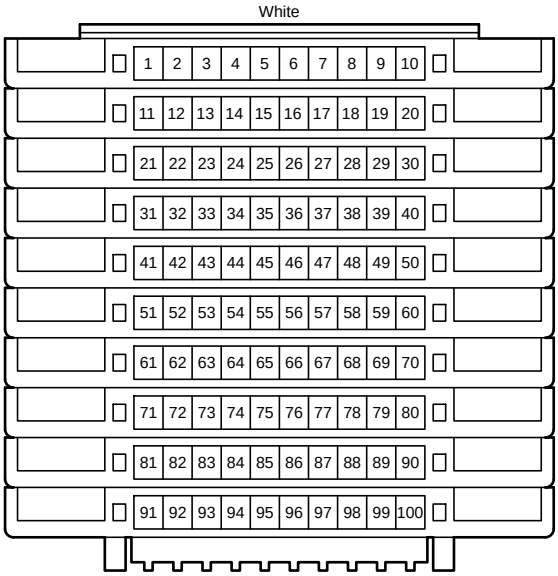

E 60
White

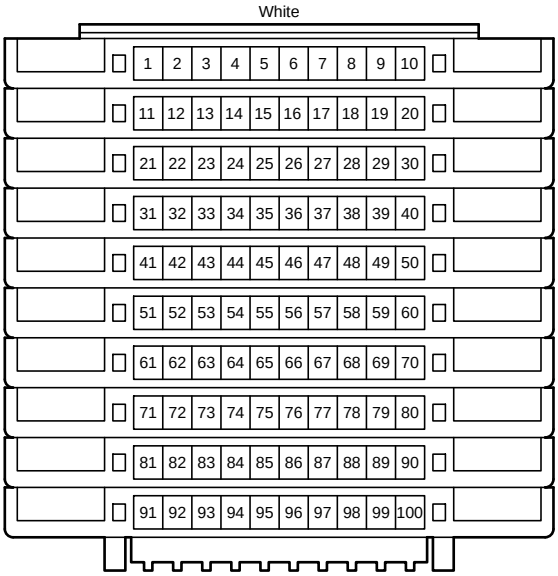

E 62
White

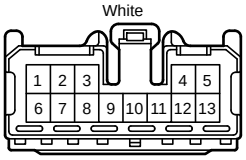

E 67
White

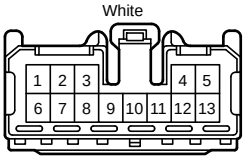

E 69
Gray

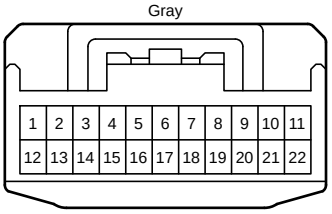

E 72
Gray

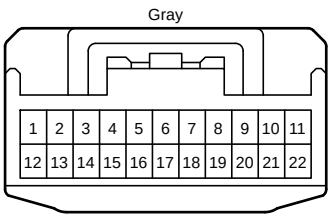

E 75
Gray

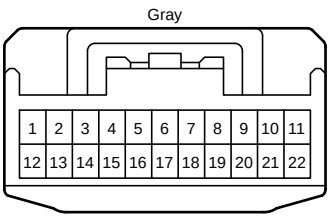

E 77
White

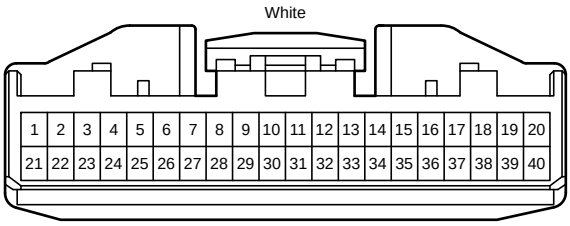

E 78
Black

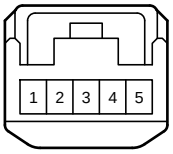

E116
White

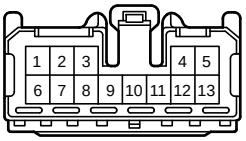

F 28
White

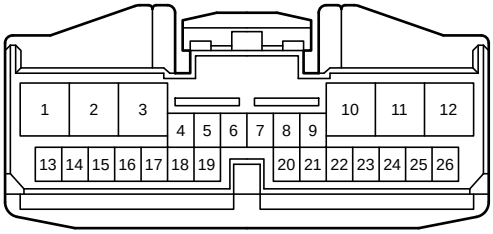

F 33
White

F 57
Blue

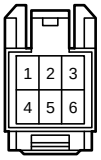

F 78
White

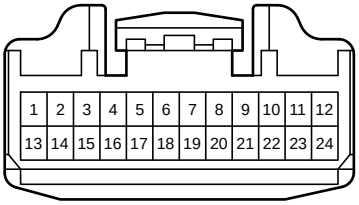

I 9
Yellow

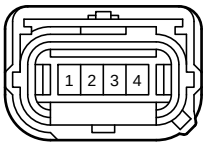

I 19
Yellow

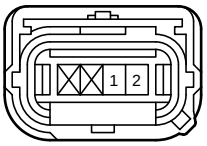

K 1
Yellow

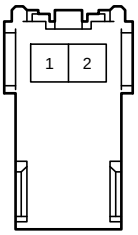

K 5
Yellow



K 6
Black

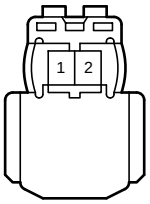

K 7
Yellow

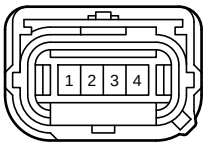

K 9
Black

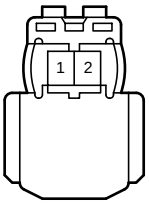

K 10
Gray

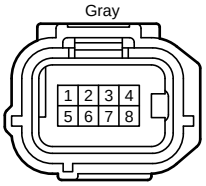

K 13
Yellow

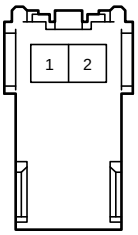

K 14
Yellow



K 27
Yellow

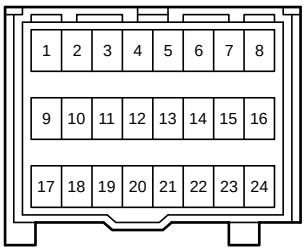

K 47
Yellow



L 13
Yellow

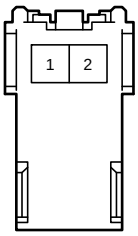

L 14
Yellow

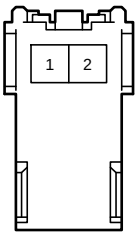

L 15
Yellow

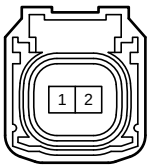

L 16
Yellow

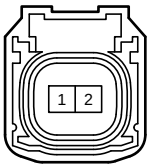

L 17
Black

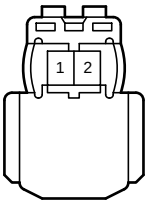

L 18
Yellow

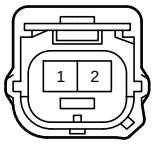

L 19
Yellow

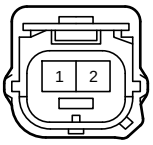

L 20
Black

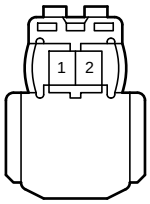

L 27
Yellow

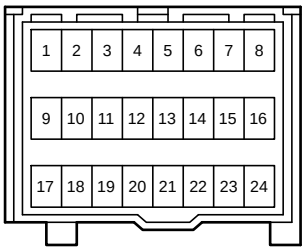

L 48
Gray

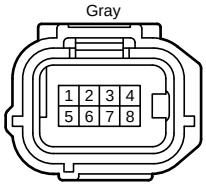

L 58
Yellow



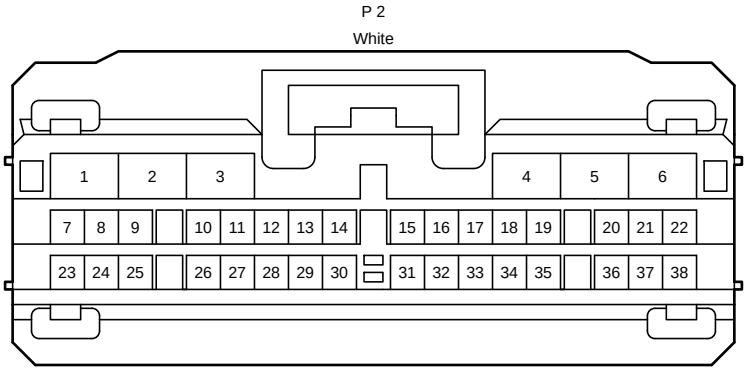
P 2
White
1 2 3 4 5 6
7 8 9 10 11 12 13 14 15 16 17 18 19 20 21 22
23 24 25 26 27 28 29 30 31 32 33 34 35 36 37 38

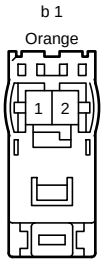
b 1
Orange
1 2

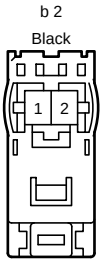
b 2
Black
1 2

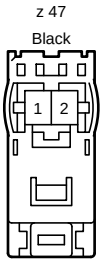
z 47
Black
1 2

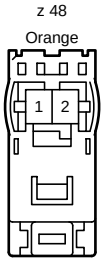
z 48
Orange
1 2

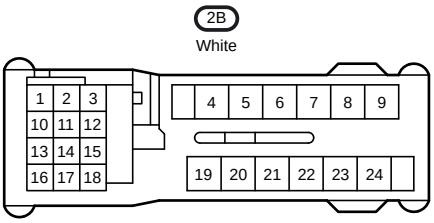
2B
White
1 2 3
10 11 12
13 14 15
16 17 18
4 5 6 7 8 9
19 20 21 22 23 24

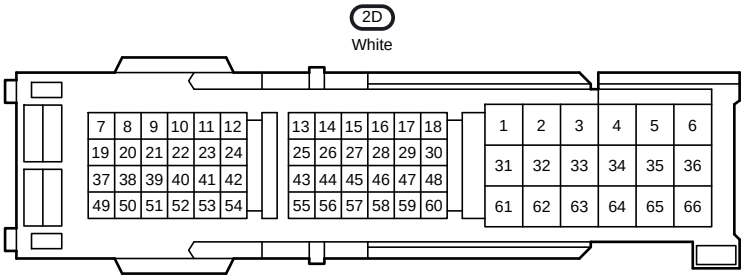
2D
White
7 8 9 10 11 12
19 20 21 22 23 24
37 38 39 40 41 42
49 50 51 52 53 54
13 14 15 16 17 18
25 26 27 28 29 30
43 44 45 46 47 48
55 56 57 58 59 60
1 2 3 4 5 6
31 32 33 34 35 36
61 62 63 64 65 66

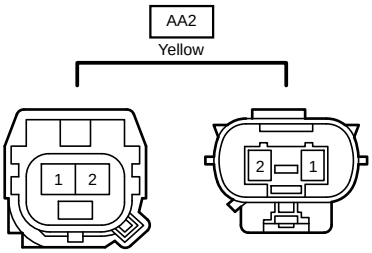
AA2
Yellow
1 2
2 1

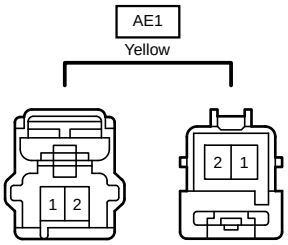
AE1
Yellow
1 2
2 1

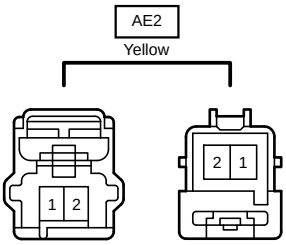
AE2
Yellow
1 2
2 1

EA1

White

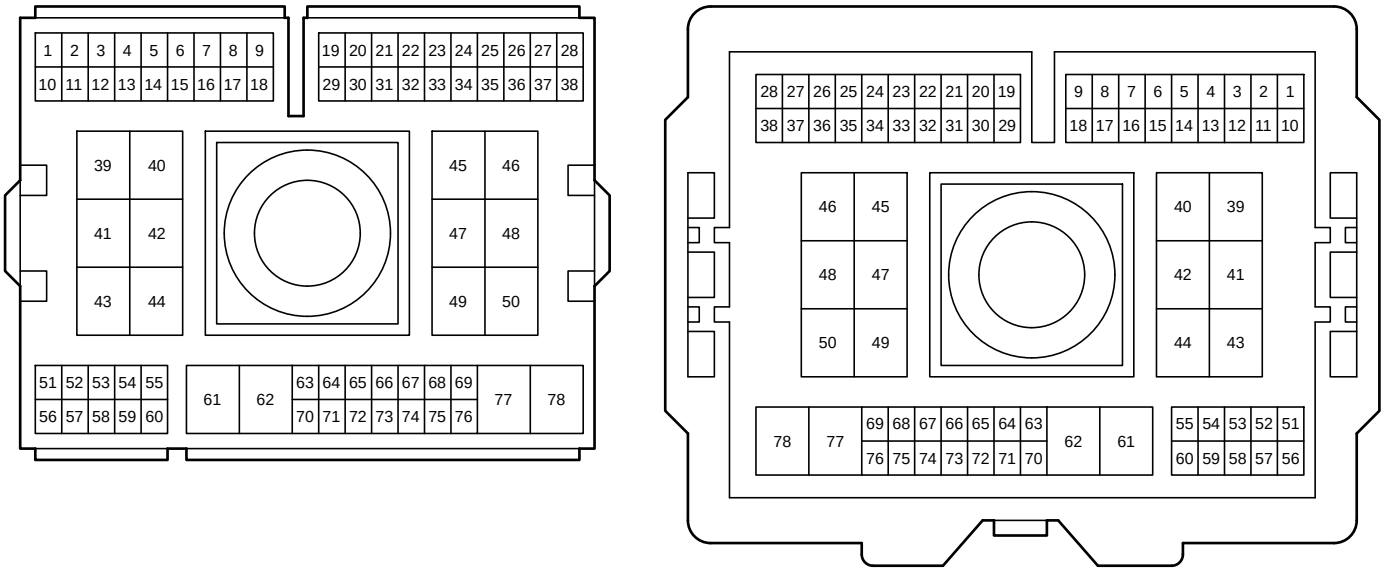

EA2

White

Gray

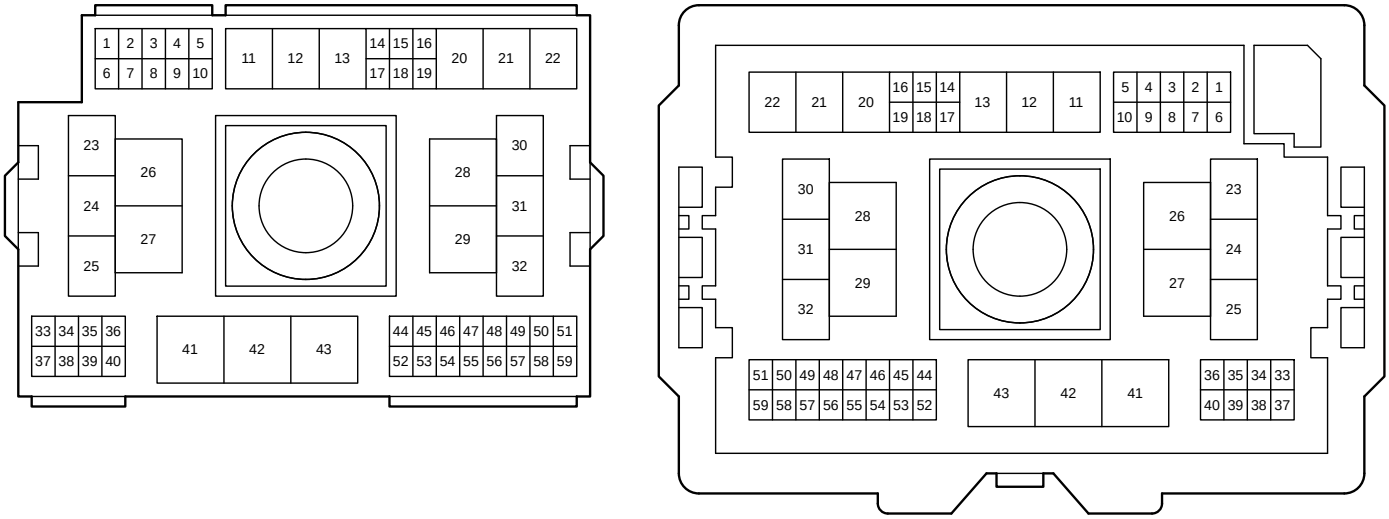

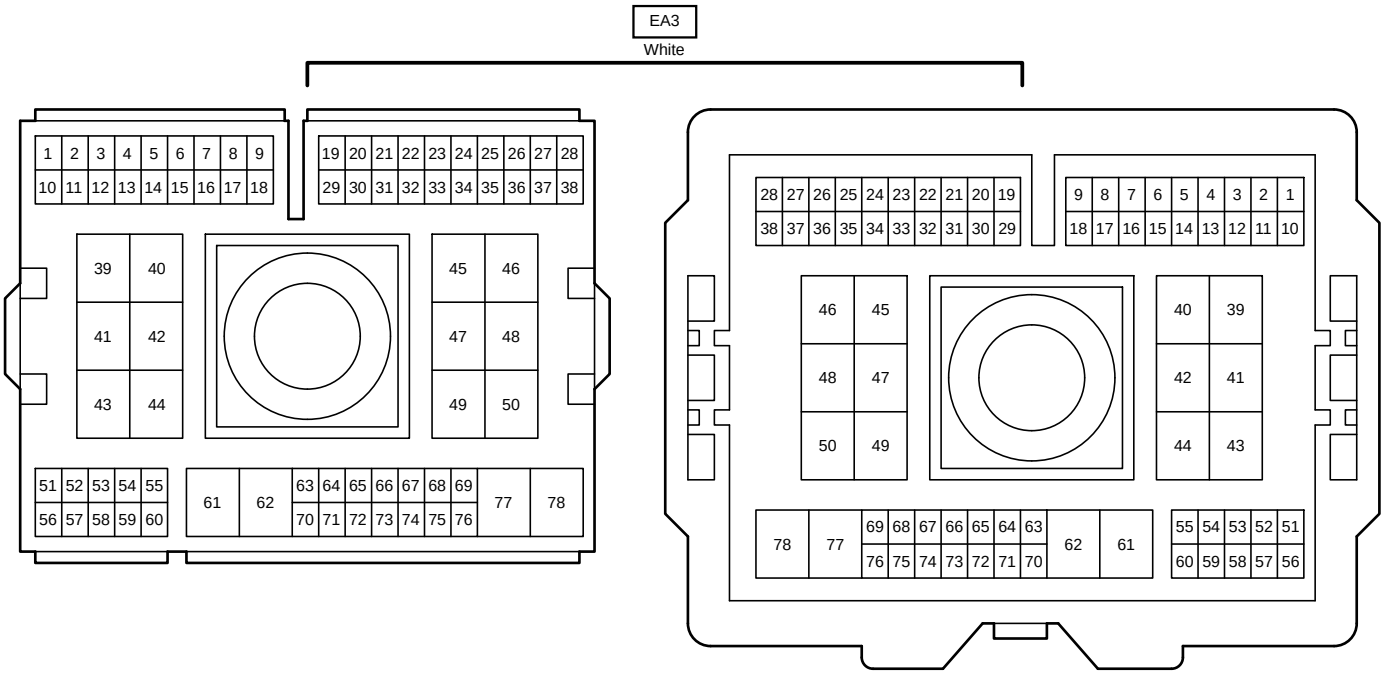
EA3
White
1 2 3 4 5 6 7 8 9
10 11 12 13 14 15 16 17 18
19 20 21 22 23 24 25 26 27 28
29 30 31 32 33 34 35 36 37 38
39 40
41 42
43 44
45 46
47 48
49 50
51 52 53 54 55
56 57 58 59 60
61 62
63 64 65 66 67 68 69
70 71 72 73 74 75 76
77 78
28 27 26 25 24 23 22 21 20 19
38 37 36 35 34 33 32 31 30 29
9 8 7 6 5 4 3 2 1
18 17 16 15 14 13 12 11 10
46 45
48 47
50 49
40 39
42 41
44 43
78 77
69 68 67 66 65 64 63
76 75 74 73 72 71 70
62 61
55 54 53 52 51
60 59 58 57 56

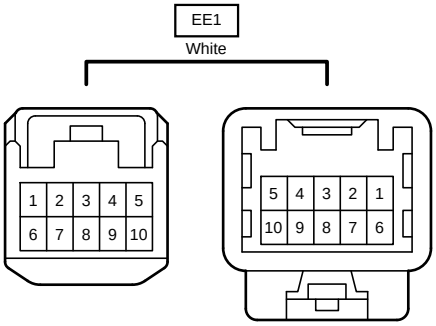
EE1
White
1 2 3 4 5
6 7 8 9 10
5 4 3 2 1
10 9 8 7 6

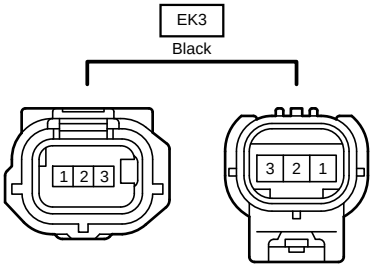
EK3
Black
1 2 3
3 2 1

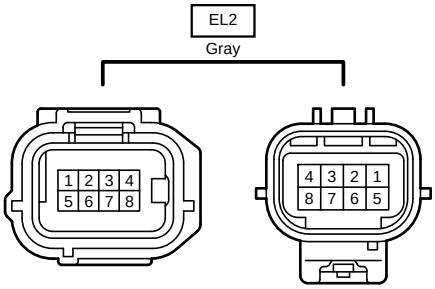
EL2
Gray
1 2 3 4
5 6 7 8
4 3 2 1
8 7 6 5

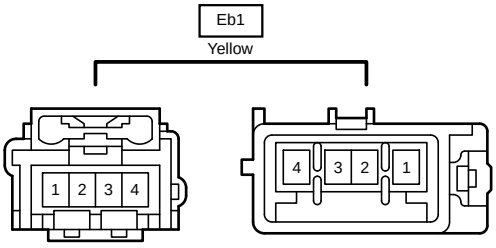
Eb1
Yellow
1 2 3 4
4 3 2 1

FE4
White

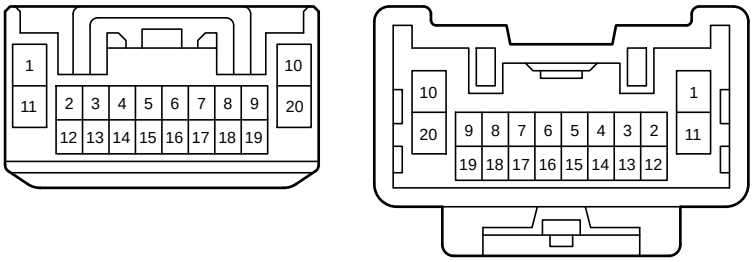

FE7
White

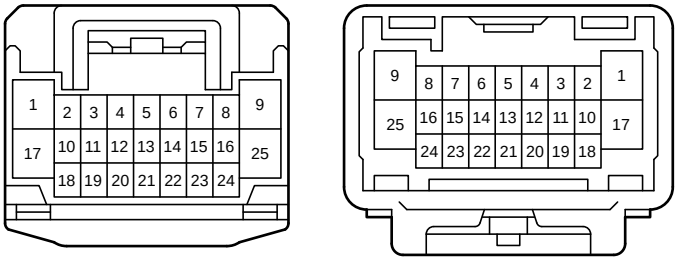

IK1
Yellow

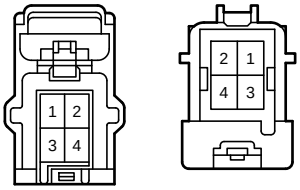

IL1
Yellow

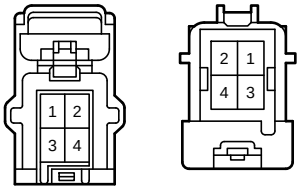

LL1
White

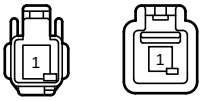
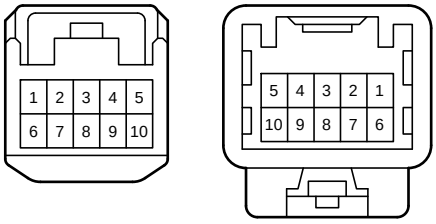
PF2
White