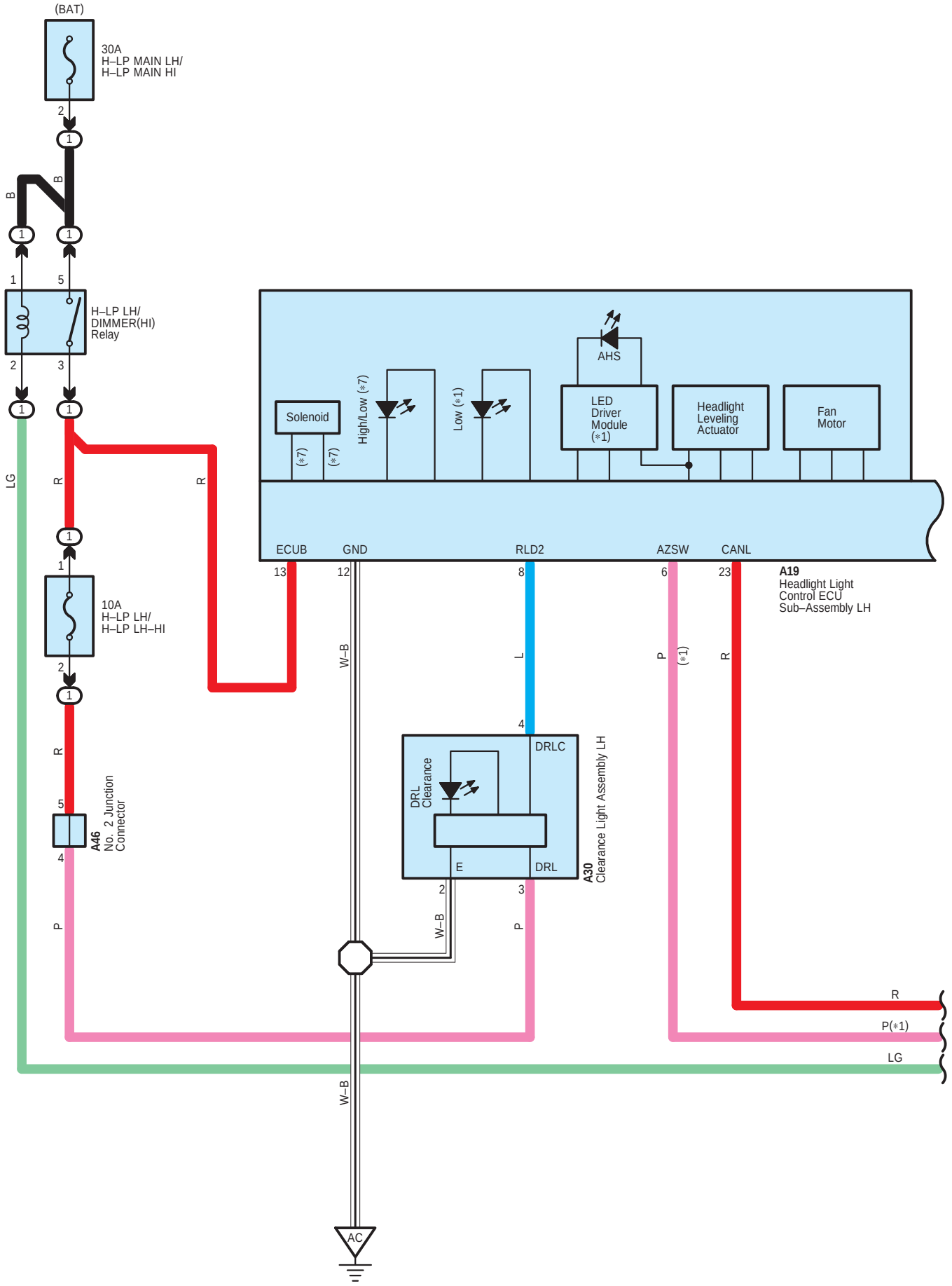
(BAT)
30A
H–LP MAIN LH/
H–LP MAIN HI
H–LP LH/
DIMMER(HI)
Relay
10A
H–LP LH/
H–LP LH–HI
A46
No. 2 Junction
Connector
Solenoid
(*7)
(*7)
High/Low (*7)
Low (*1)
AHS
LED
Driver
Module
(*1)
Headlight
Leveling
Actuator
Fan
Motor
ECUB
GND
RLD2
AZSW
CANL
A19
Headlight Light
Control ECU
Sub–Assembly LH
DRLC
DRL
Clearance
E
DRL
A30
Clearance Light Assembly LH
R
P(*1)
LG
W–B
AC

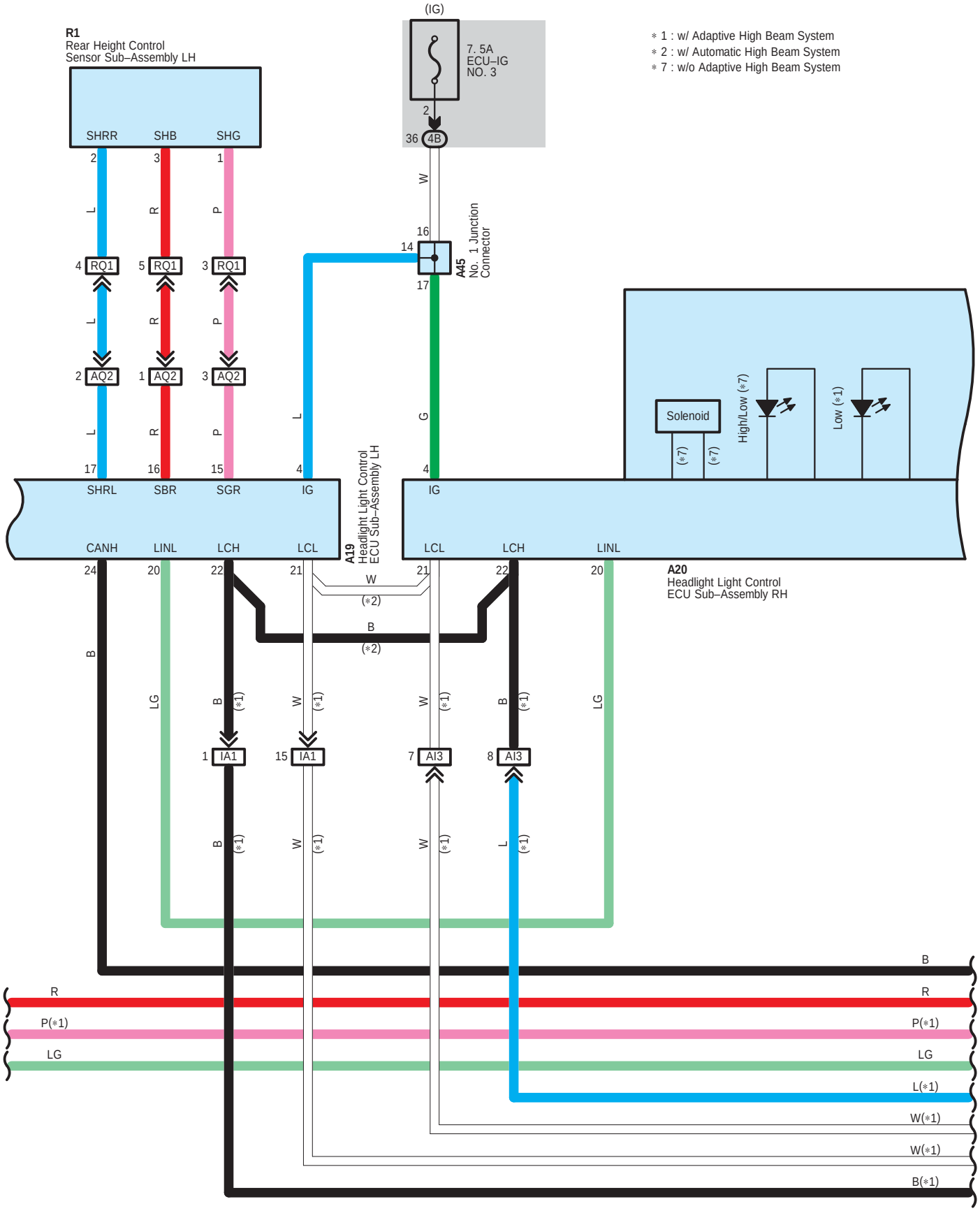
R1
Rear Height Control
Sensor Sub–Assembly LH
SHRR
SHB
SHG
(IG)
7. 5A
ECU–IG
NO. 3
36 4B
∗1 : w/ Adaptive High Beam System
∗2 : w/ Automatic High Beam System
∗7 : w/o Adaptive High Beam System
A45
No. 1 Junction
Connector
RQ1
AQ2
Solenoid
High/Low (∗7)
Low (∗1)
SHRL
SBR
SGR
IG
A19
Headlight Light Control
ECU Sub–Assembly LH
CANH
LINL
LCH
LCL
A20
Headlight Light Control
ECU Sub–Assembly RH
IA1
AI3
R
P(∗1)
LG
B
L(∗1)
W(∗1)
B(∗1)

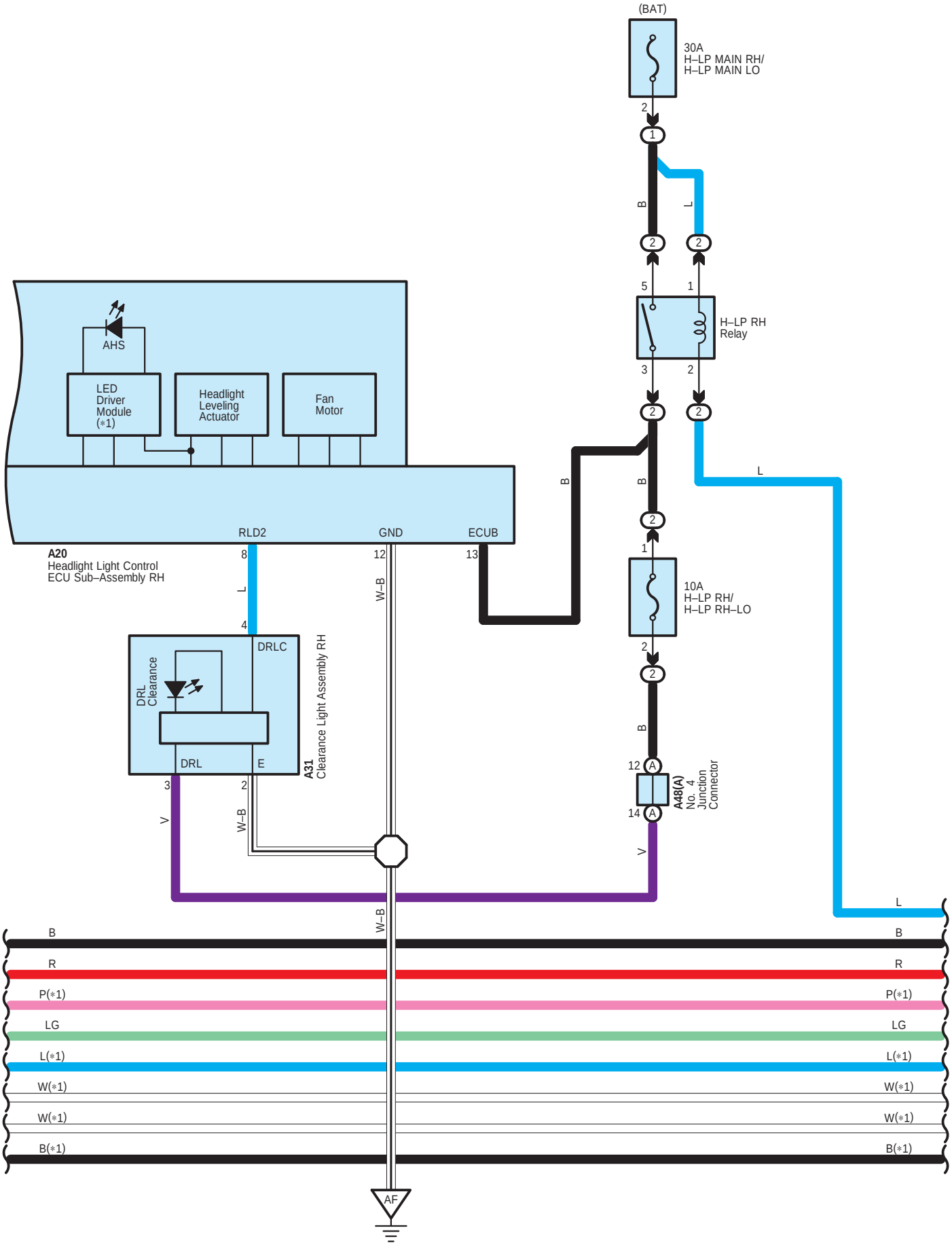
(BAT)
30A
H–LP MAIN RH/
H–LP MAIN LO
H–LP RH
Relay
AHS
LED
Driver
Module
(∗1)
Headlight
Leveling
Actuator
Fan
Motor
RLD2
GND
ECUB
A20
Headlight Light Control
ECU Sub–Assembly RH
10A
H–LP RH/
H–LP RH–LO
DRLC
DRL
Clearance
DRL
E
A31
Clearance Light Assembly RH
A48(A)
No. 4
Junction
Connector
B
L
W–B
V
R
P(∗1)
LG
L(∗1)
W(∗1)
B(∗1)
AF

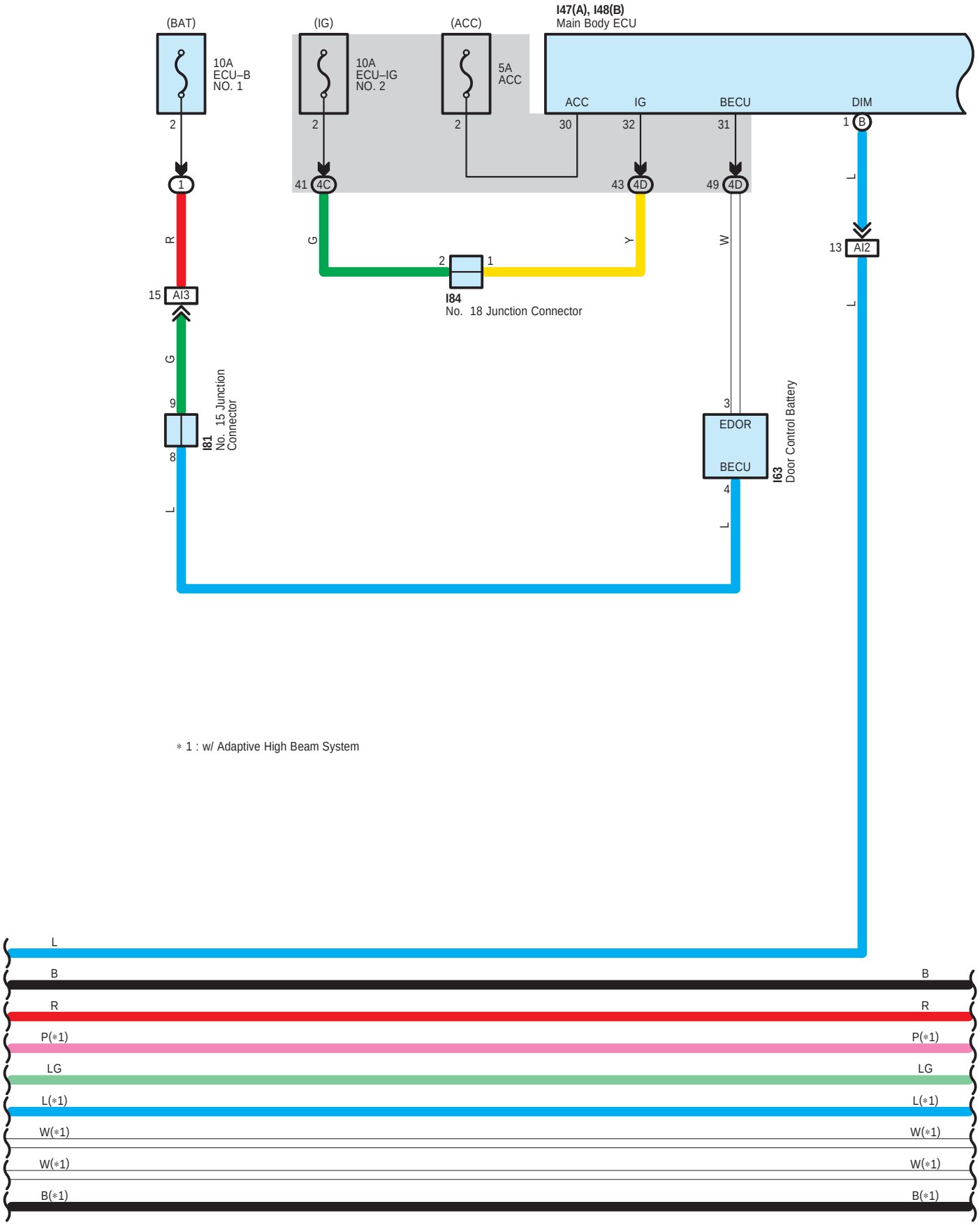
(BAT)
10A
ECU–B
NO. 1
(IG)
10A
ECU–IG
NO. 2
(ACC)
5A
ACC
I47(A), I48(B)
Main Body ECU
ACC
IG
BECU
DIM
2
1
41 4C
2
2
30
32
43 4D
31
49 4D
1 B
R
G
Y
W
L
13 AI2
15 AI3
2
1
I84
No. 18 Junction Connector
G
9
8
I81
No. 15 Junction
Connector
L
3
EDOR
BECU
4
I63
Door Control Battery
L
L
∗ 1 : w/ Adaptive High Beam System
L
B
B
R
R
P(∗1)
P(∗1)
LG
LG
L(∗1)
L(∗1)
W(∗1)
W(∗1)
W(∗1)
W(∗1)
B(∗1)
B(∗1)

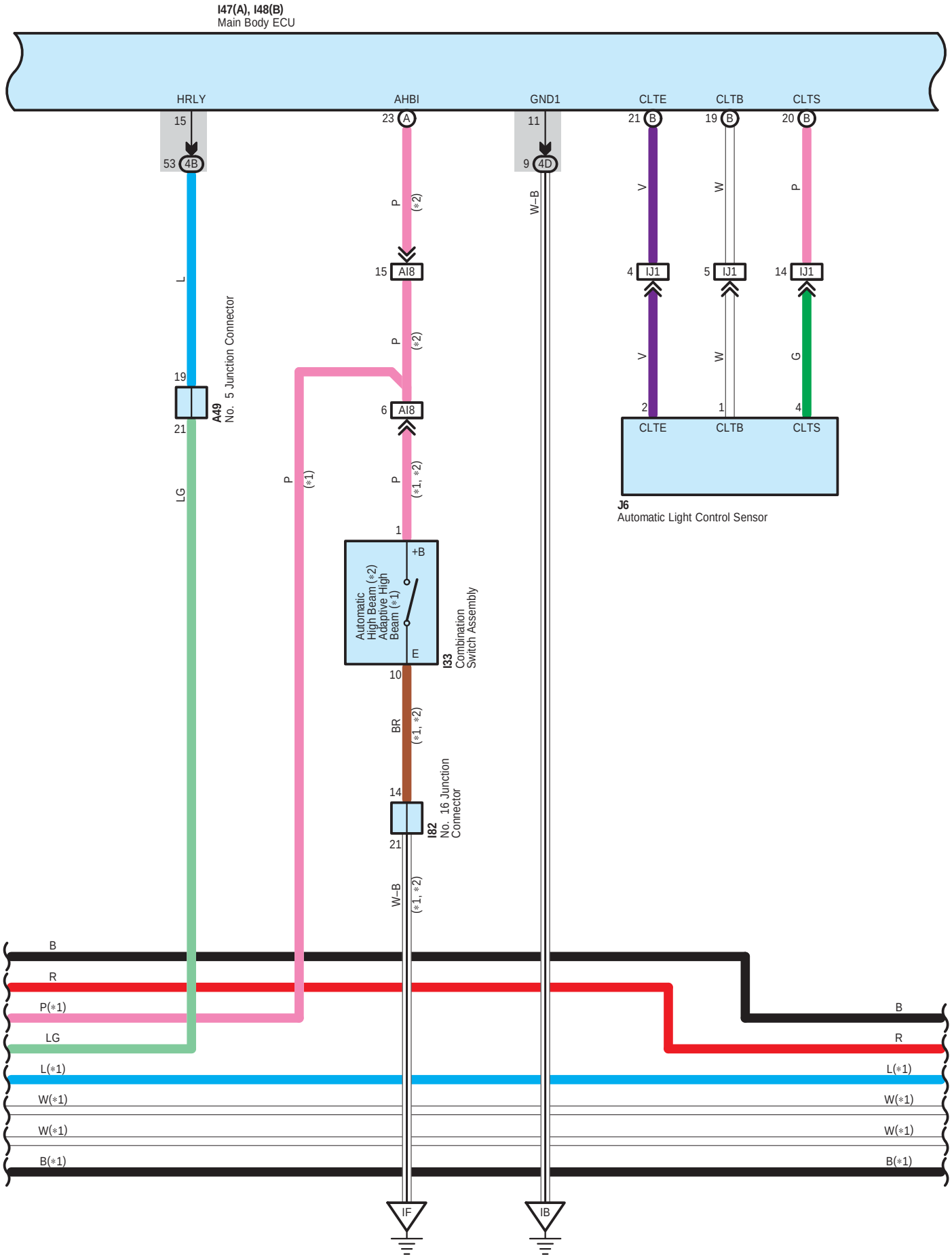
I47(A), I48(B)
Main Body ECU
HRLY
AHBI
GND1
CLTE
CLTB
CLTS
15
53 4B
23 A
11
9 4D
21 B
19 B
20 B
P (*2)
W–B
V
W
P
L
15 AI8
4 IJ1
5 IJ1
14 IJ1
P (*2)
V
W
G
19
A49
No. 5 Junction Connector
21
6 AI8
2
1
4
CLTE
CLTB
CLTS
LG
P (*1)
P (*1, *2)
J6
Automatic Light Control Sensor
1
+B
Automatic High Beam (*2)
Adaptive High Beam (*1)
E
I33
Combination Switch Assembly
10
BR (*1, *2)
14
I82
No. 16 Junction Connector
21
W–B (*1, *2)
B
R
P(*1)
LG
L(*1)
W(*1)
W(*1)
B(*1)
B
R
L(*1)
W(*1)
W(*1)
B(*1)
IF
IB

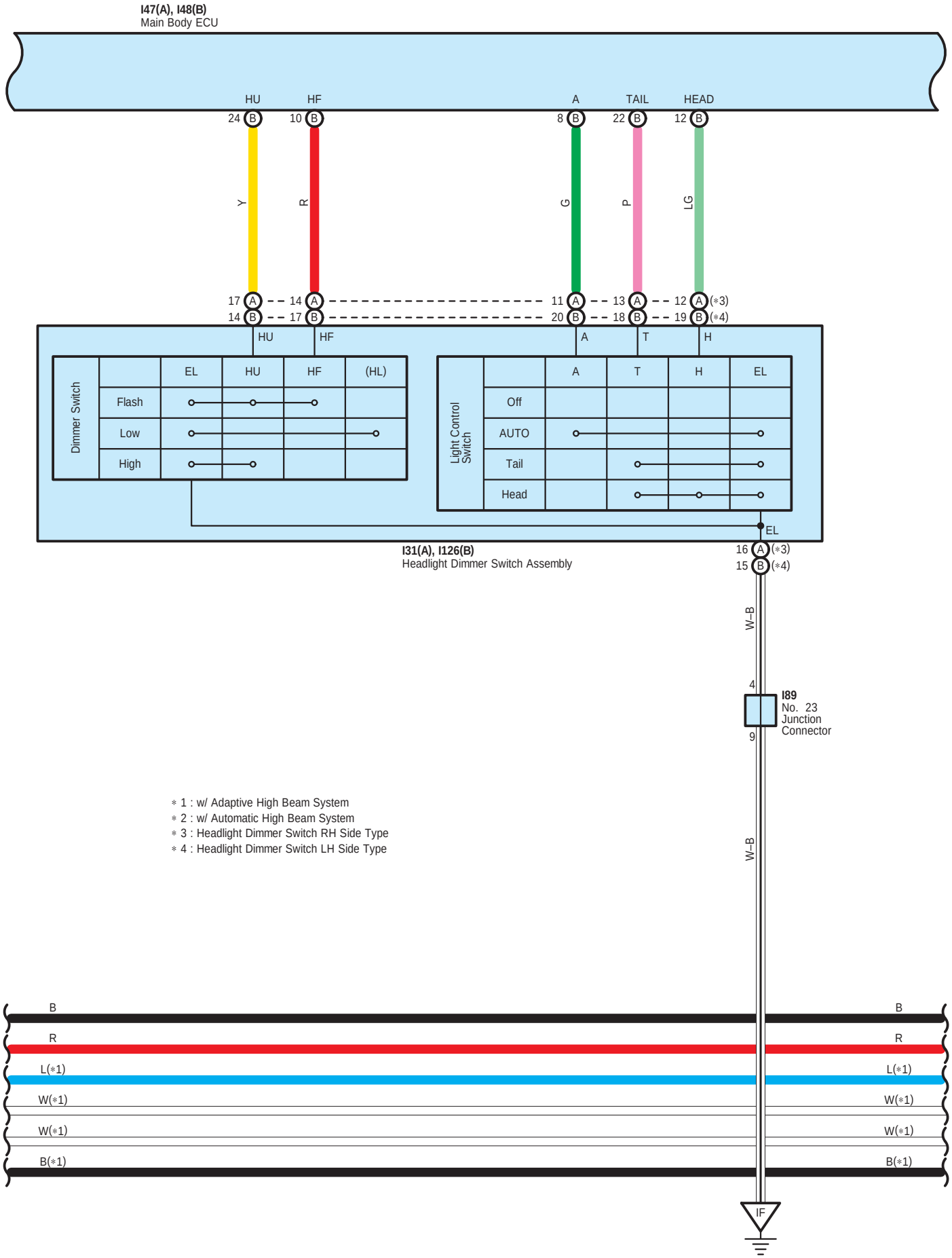
I47(A), I48(B)
Main Body ECU
HU
HF
A
TAIL
HEAD
24 B
10 B
8 B
22 B
12 B
Y
R
G
P
LG
17 A
14 A
11 A
13 A
12 A (*3)
14 B
17 B
20 B
18 B
19 B (*4)
HU
HF
A
T
H
Dimmer Switch
EL
HU
HF
(HL)
Flash
Low
High
Light Control Switch
A
T
H
EL
Off
AUTO
Tail
Head
EL
I31(A), I126(B)
Headlight Dimmer Switch Assembly
16 A (*3)
15 B (*4)
W–B
4
I89
No. 23
Junction
Connector
9
W–B
* 1 : w/ Adaptive High Beam System
* 2 : w/ Automatic High Beam System
* 3 : Headlight Dimmer Switch RH Side Type
* 4 : Headlight Dimmer Switch LH Side Type
B
R
L(*1)
W(*1)
W(*1)
B(*1)
IF

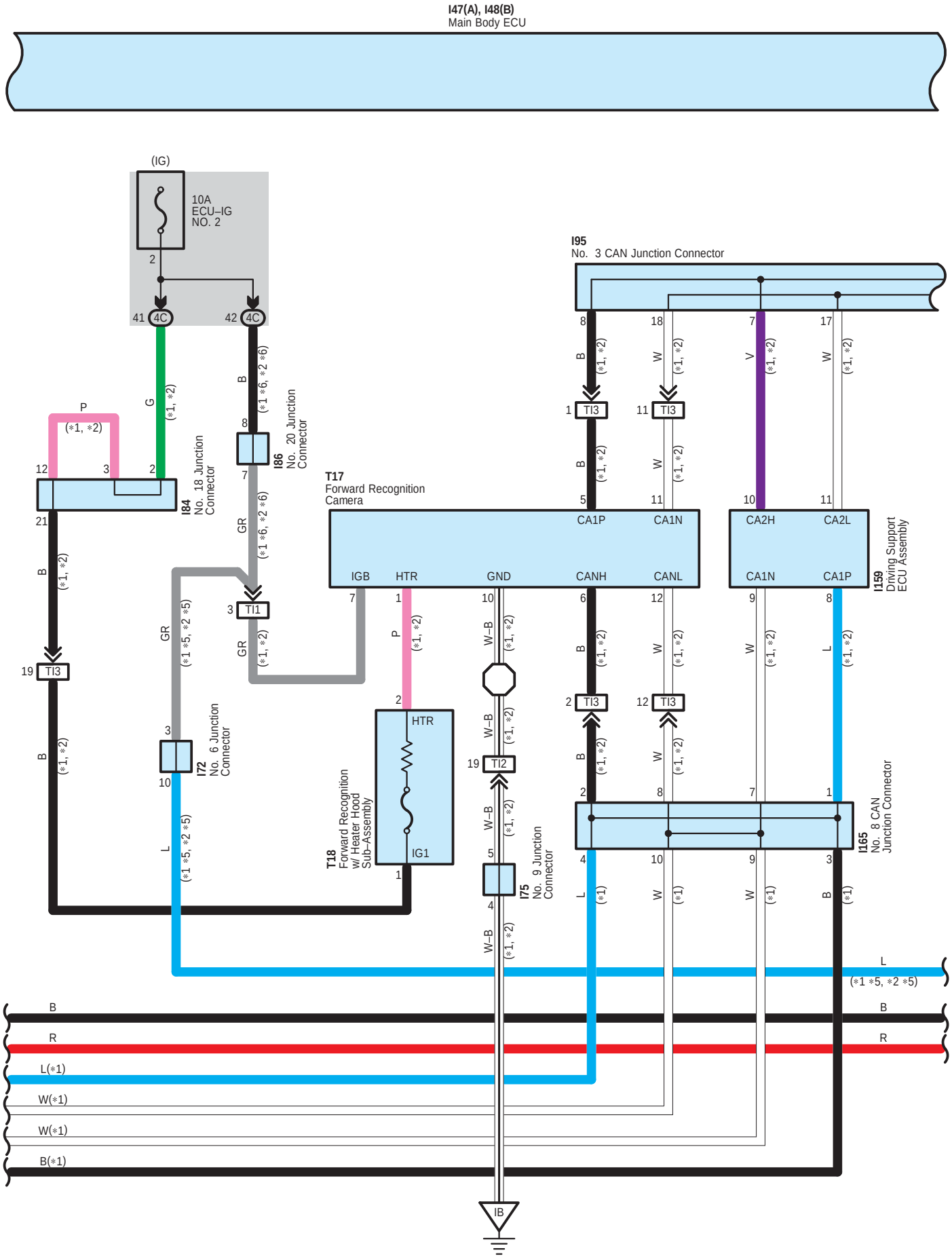
I47(A), I48(B)
Main Body ECU
(IG)
10A
ECU–IG
NO. 2
41 4C
42 4C
I95
No. 3 CAN Junction Connector
I84
No. 18 Junction
Connector
I86
No. 20 Junction
Connector
T17
Forward Recognition
Camera
IGB
HTR
GND
CANH
CANL
CA1P
CA1N
CA2H
CA2L
I159
Driving Support
ECU Assembly
I72
No. 6 Junction
Connector
T18
Forward Recognition
w/ Heater Hood
Sub-Assembly
IG1
I75
No. 9 Junction
Connector
I165
No. 8 CAN
Junction Connector
TI1
TI2
TI3
IB
B
R
L(*1)
W(*1)
W(*1)
B(*1)

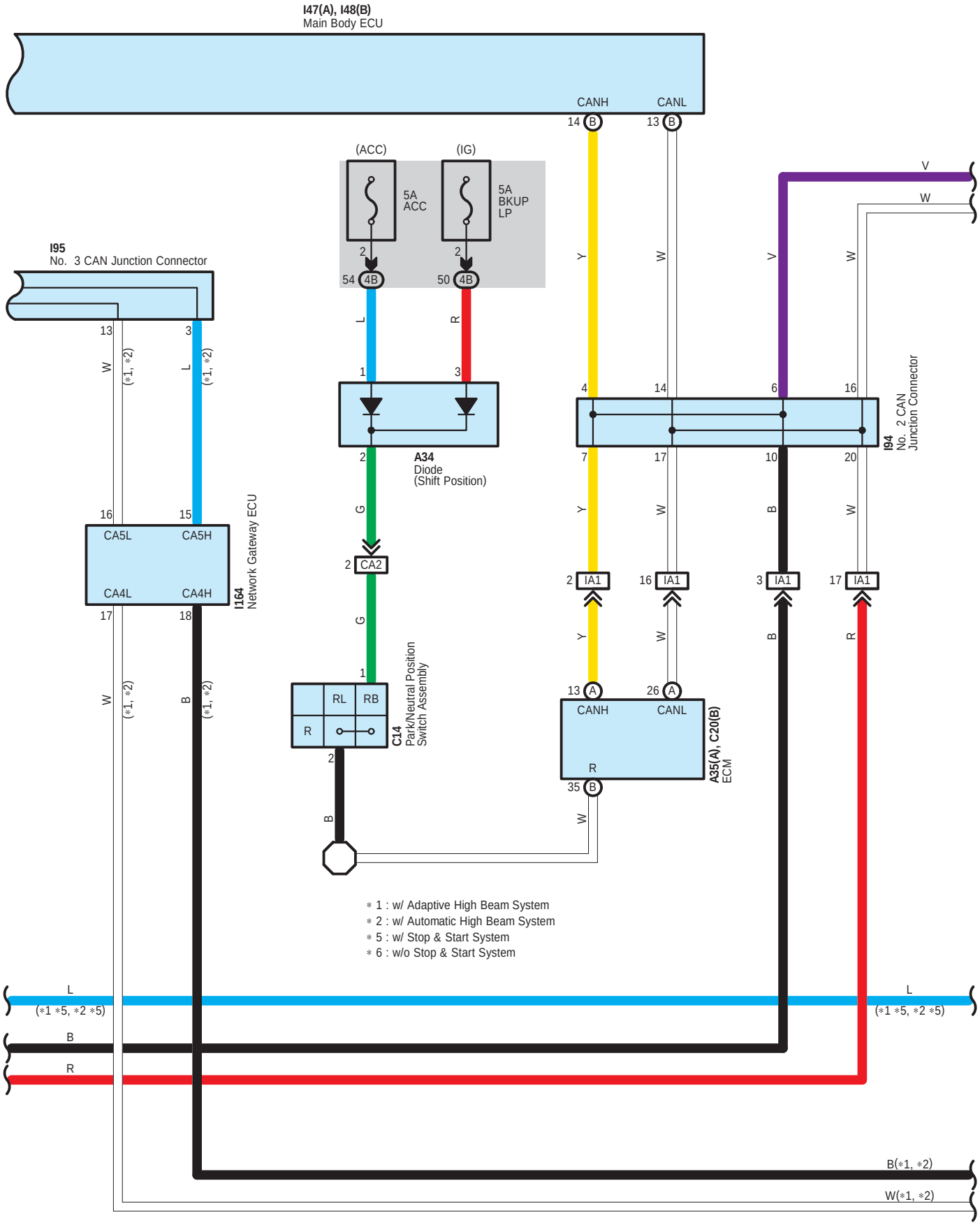

* 1 : w/ Adaptive High Beam System
* 2 : w/ Automatic High Beam System
* 5 : w/ Stop & Start System
* 6 : w/o Stop & Start System

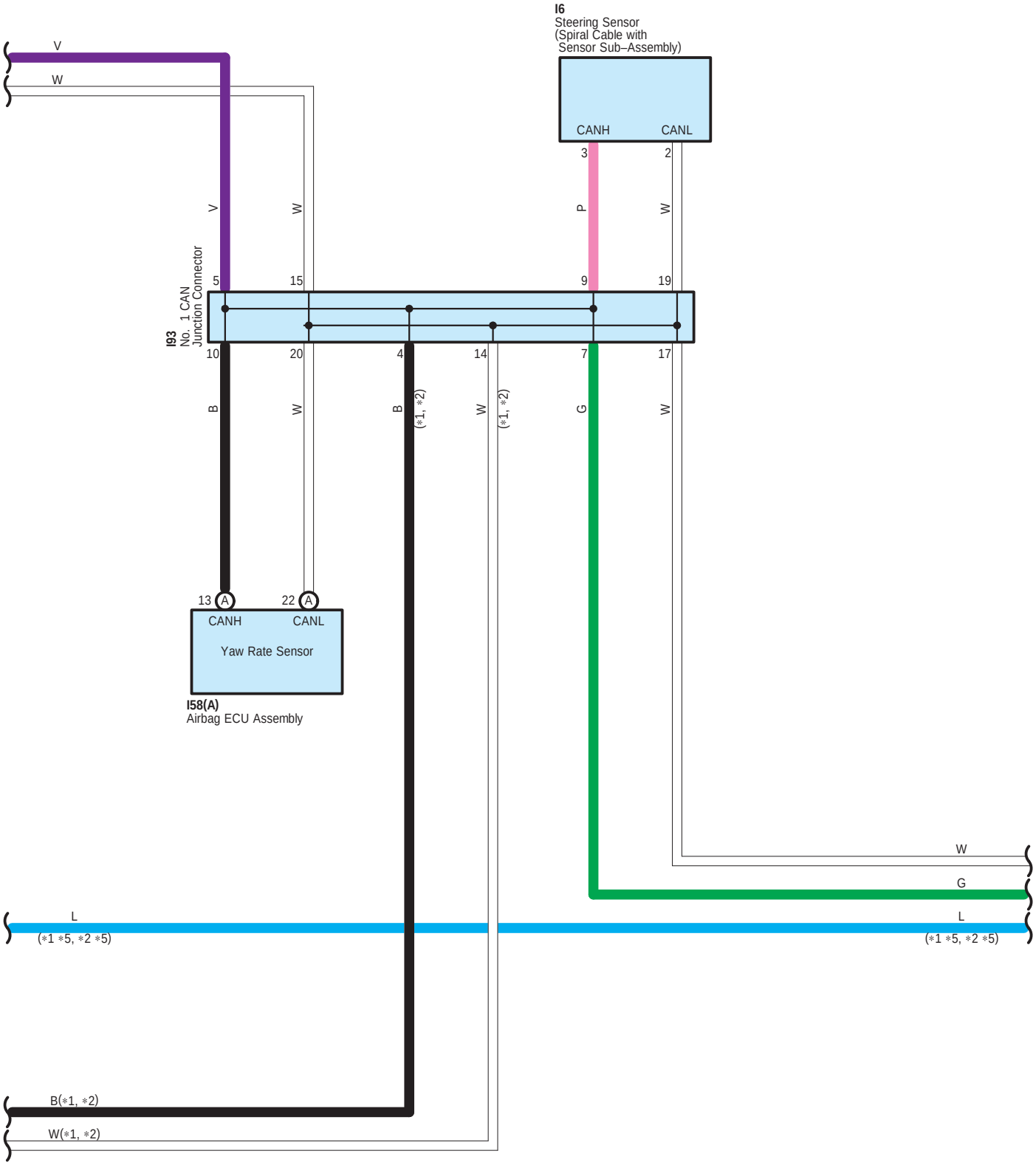
I6
Steering Sensor
(Spiral Cable with
Sensor Sub–Assembly)
CANH
CANL
3
2
V
W
P
W
I93
No. 1 CAN
Junction Connector
5
15
9
19
10
20
4
14
7
17
B
W
B
(∗1, ∗2)
W
(∗1, ∗2)
G
W
13
A
22
A
CANH
CANL
Yaw Rate Sensor
I58(A)
Airbag ECU Assembly
V
W
W
G
L
(∗1 ∗5, ∗2 ∗5)
L
(∗1 ∗5, ∗2 ∗5)
B(∗1, ∗2)
W(∗1, ∗2)

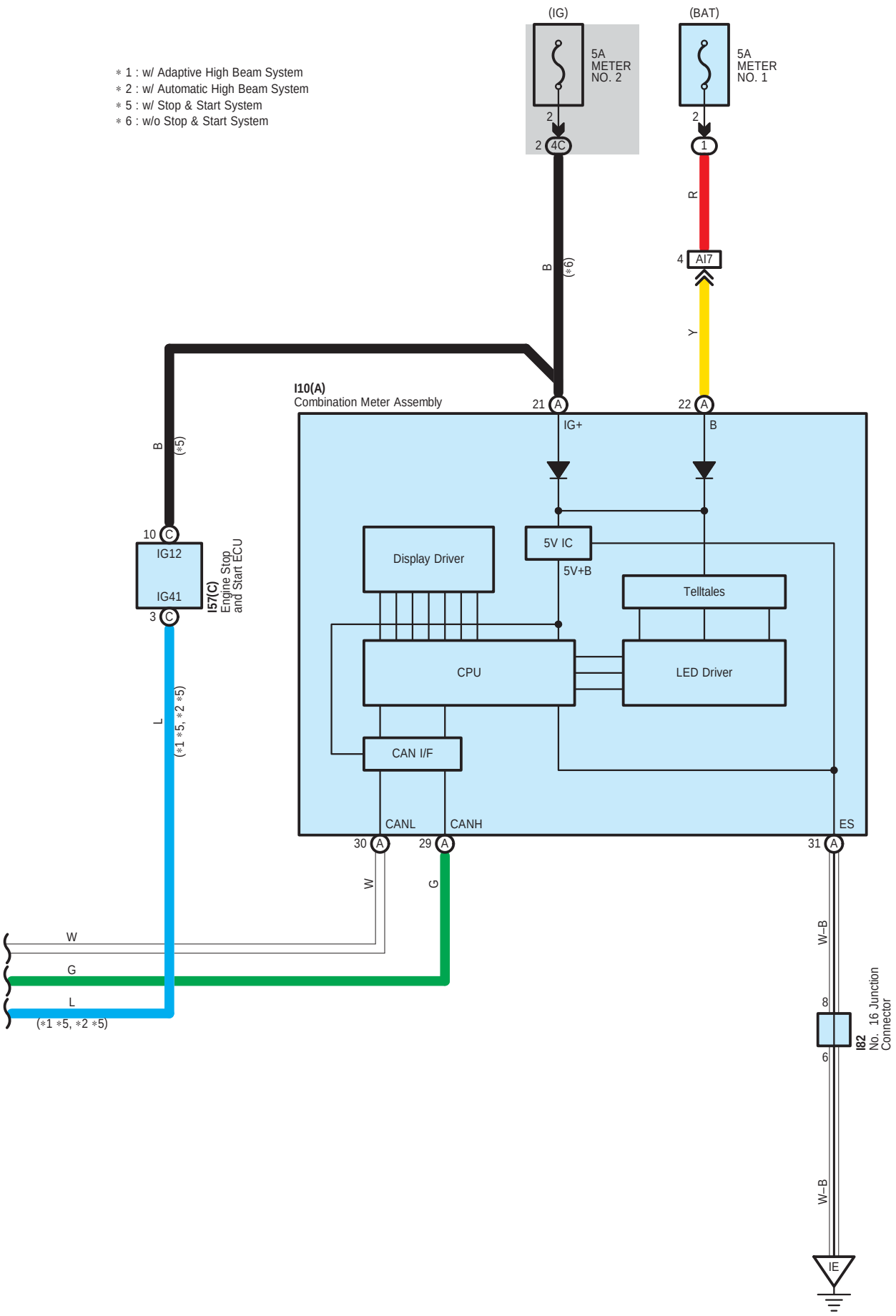
∗ 1 : w/ Adaptive High Beam System
∗ 2 : w/ Automatic High Beam System
∗ 5 : w/ Stop & Start System
∗ 6 : w/o Stop & Start System
(IG)
5A
METER
NO. 2
(BAT)
5A
METER
NO. 1
2
2 4C
2
1
R
4 AI7
B
(∗6)
Y
I10(A)
Combination Meter Assembly
21 A
22 A
IG+
B
B
(∗5)
10 C
IG12
IG41
3 C
I57(C)
Engine Stop
and Start ECU
Display Driver
5V IC
5V+B
Telltales
CPU
LED Driver
CAN I/F
L
(∗1 ∗5, ∗2 ∗5)
CANL
CANH
ES
30 A
29 A
31 A
W
G
W
G
L
(∗1 ∗5, ∗2 ∗5)
W–B
8
6
I82
No. 16 Junction
Connector
W–B
IE

A19
Gray

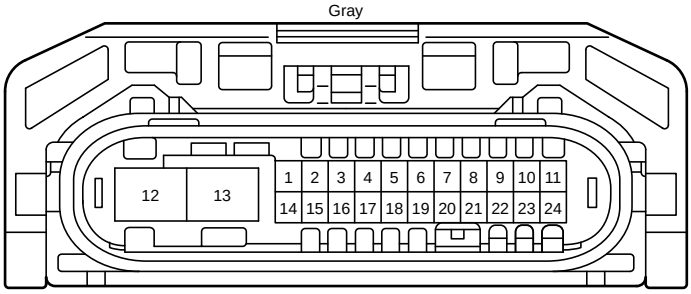

90980-12A92

A20
Gray

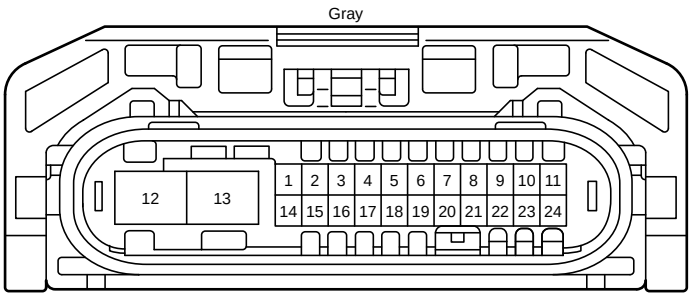

90980-12A92

A30
Black

90980-11292

A31
Black

90980-11292

A34
Gray

90980-11071

A35
Black

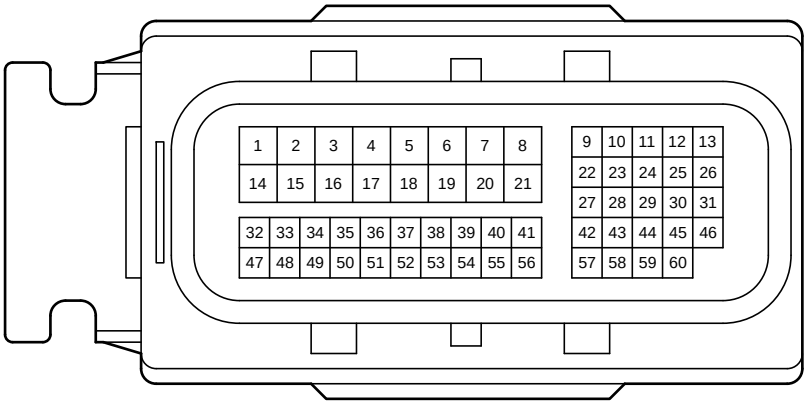

90980-12931

A45
White

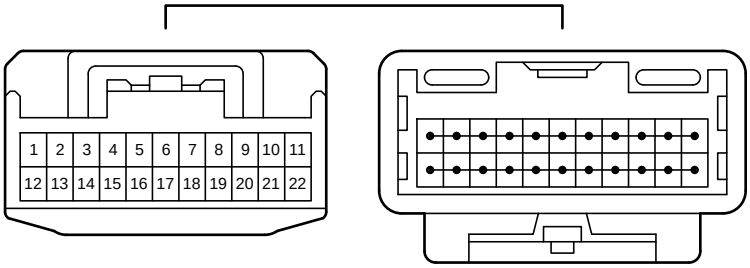

90980-12372

A46
White

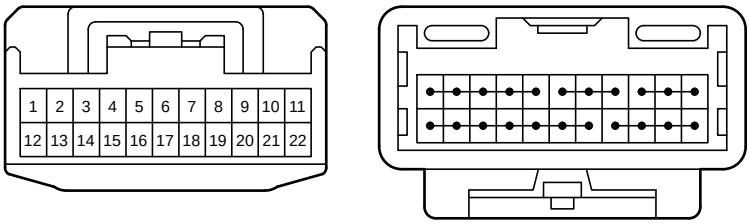

90980-12372

A48
Blue

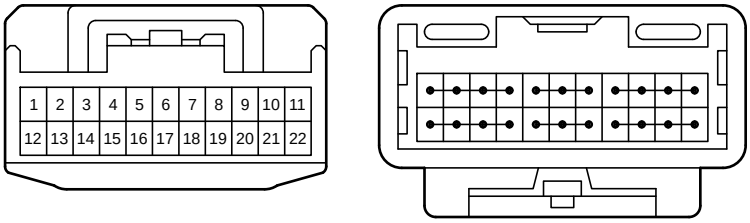

90980-12372

A49
White

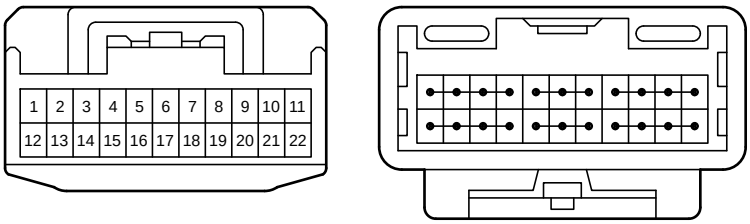

90980-12372

C14
Black

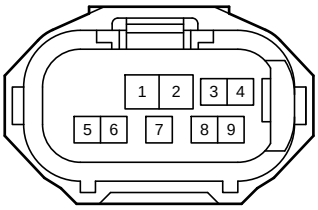

90980-12A23

C20
Black

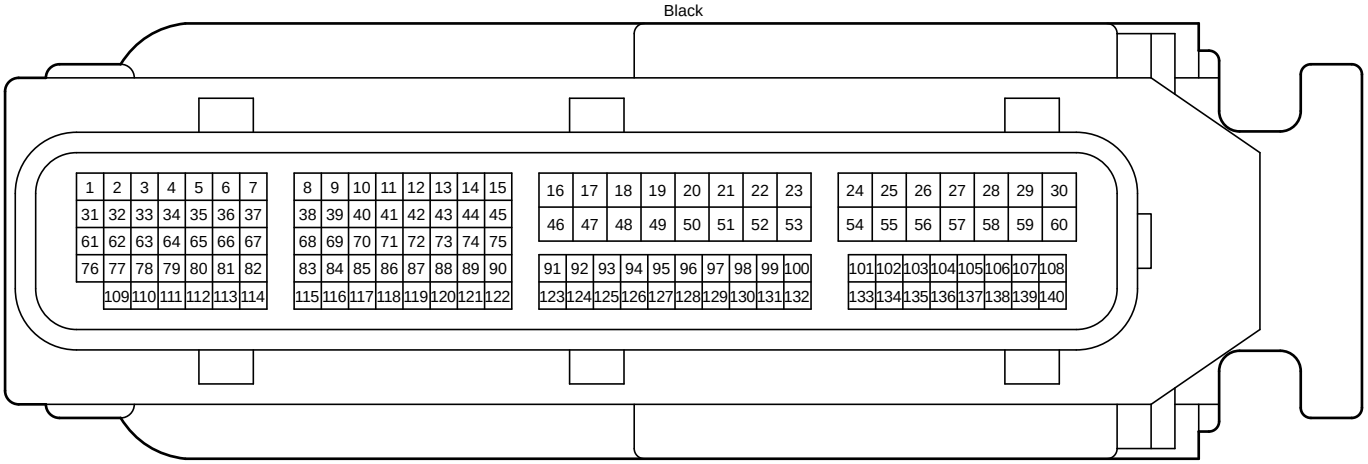

90980-12836

I6
Black

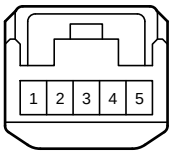

90980-12366

I10
Black

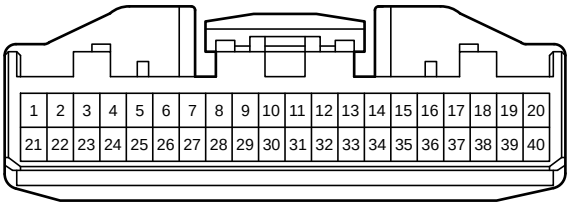

90980-12557

I31
White

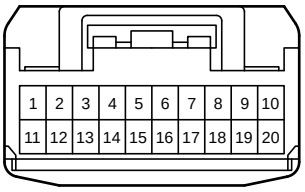

90980-12460

I33
White

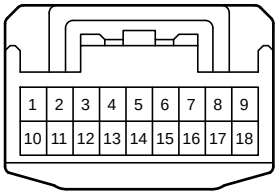

90980-12412

I47
White

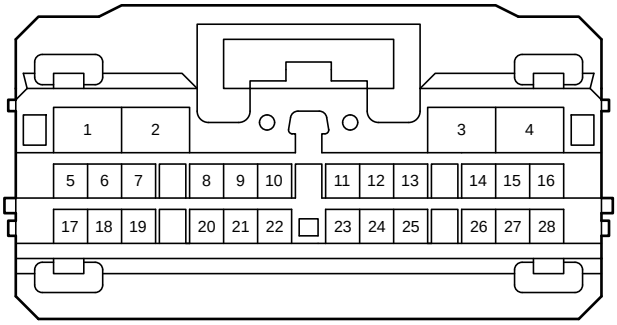

90980-12908

I48
White

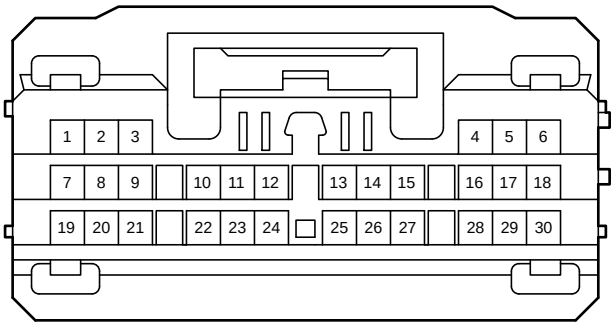

90980-12909

I57
Black

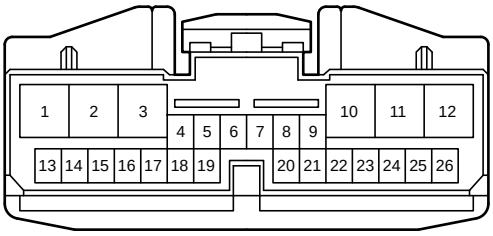

82824-12510

I58
Yellow

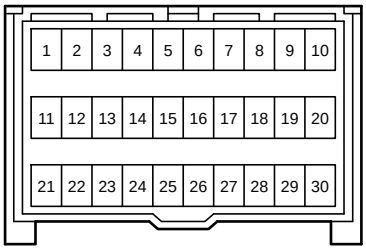

90980-12391

I63
Gray

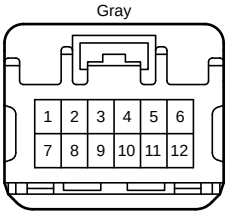

90980-12737

I72

Gray

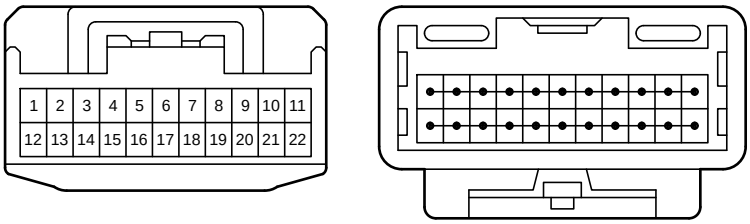

90980-12372

I75

Gray

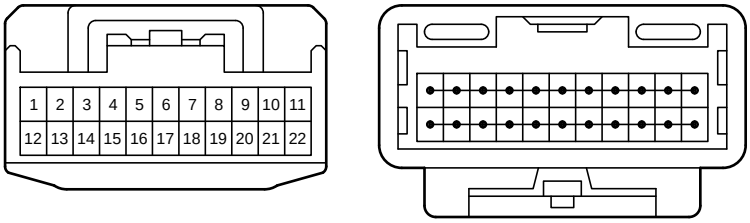

90980-12372
(LHD Before Sep. 2017 Production)

I75

White

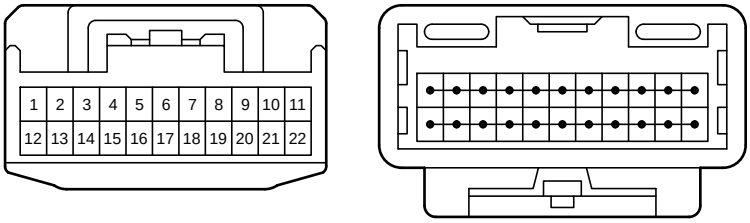

90980-12372
(LHD From Sep. 2017 Production)

I75

Blue

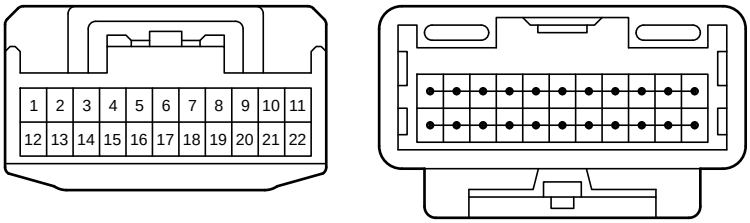

90980-12372
(RHD)

I81

Gray

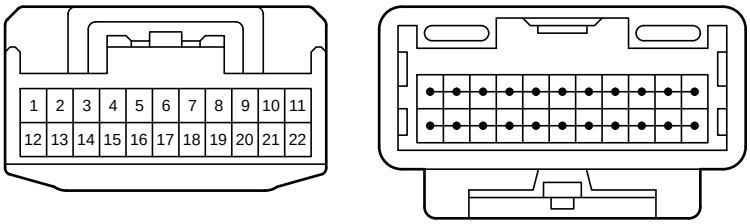

90980-12372

I82

Blue

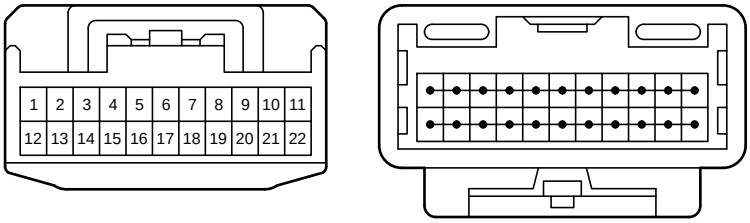

90980-12372
(LHD)

I82

White

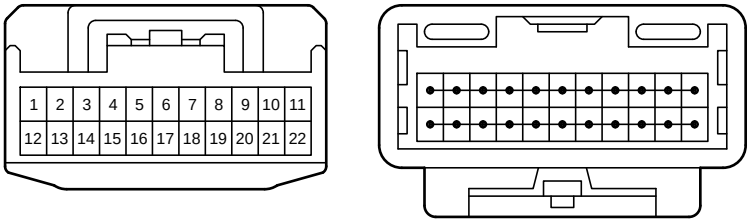

90980-12372
(RHD)

I84

Black

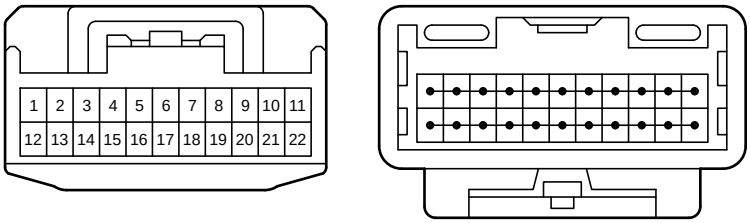

90980-12372
(LHD)

I84

Gray

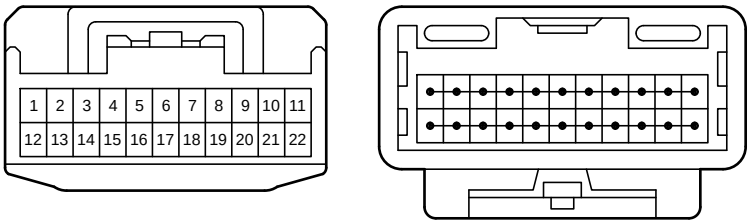

90980-12372
(RHD)

I86

Blue

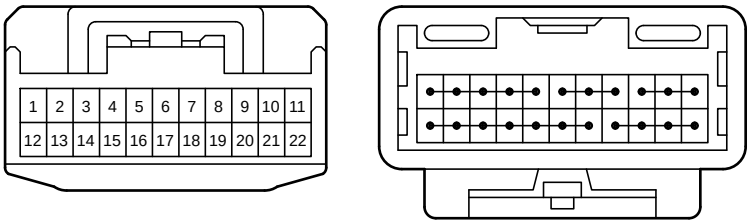

90980-12372
(LHD)

I86

White

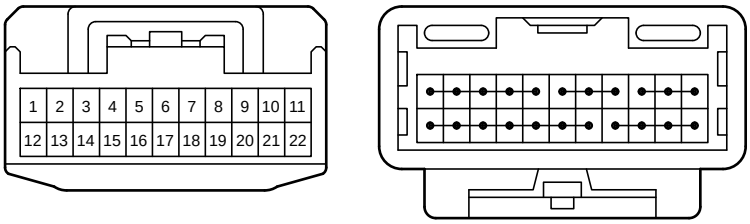

90980-12372
(RHD)

I89

White

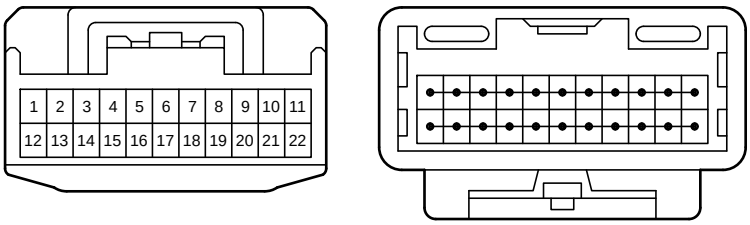

90980-12372

I93

White

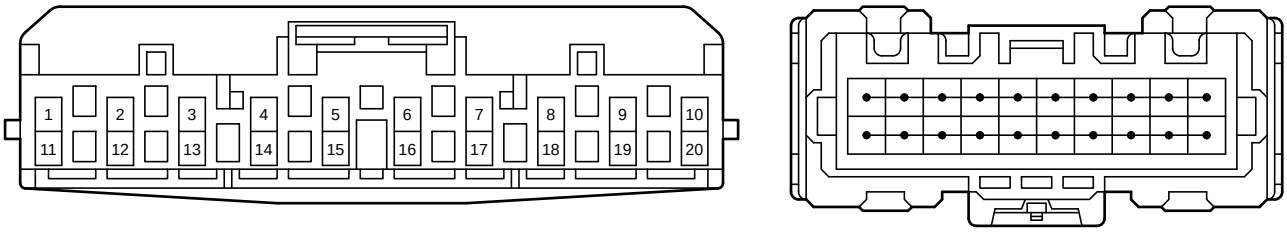

90980-12A58

I94

White

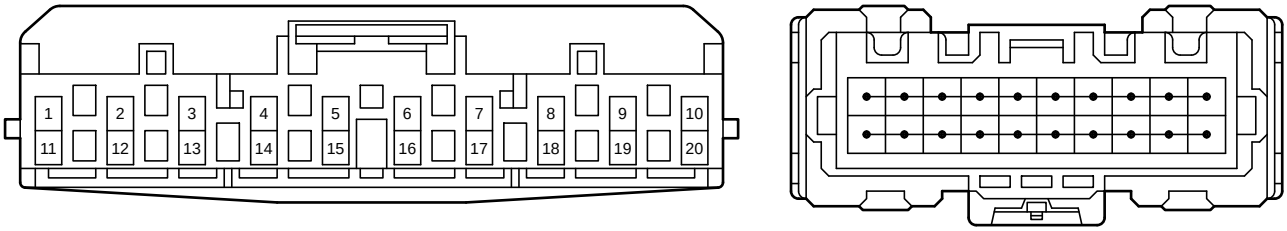

90980-12A58

I95

White

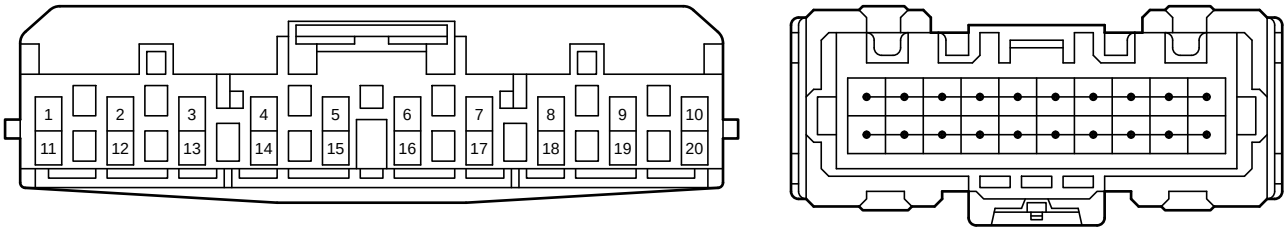

90980-12A58

I126

Black

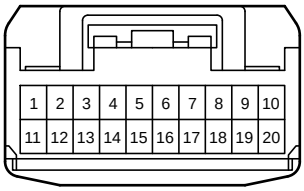

90980-12460

I159

White

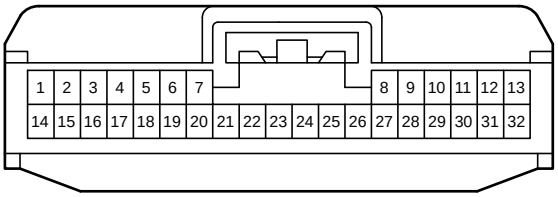

90980-12422

I164
Black

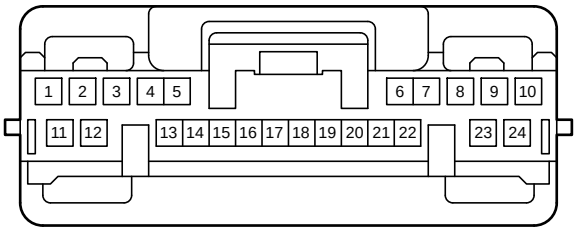

90980-12912

I165
White

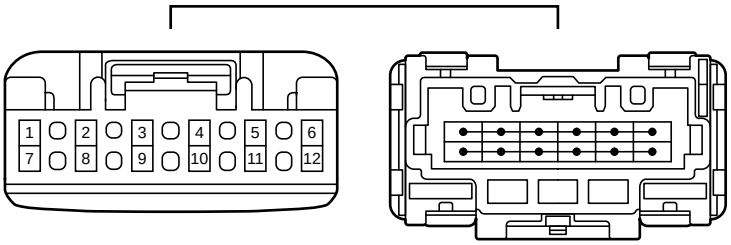

90980-12C68

J6
White

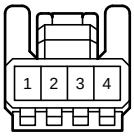

82824-50130

R1
Black



90980-12353

T17
Gray

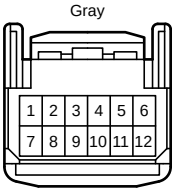

90980-12552

T18
Black

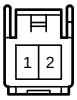

90980-12063

4B
White

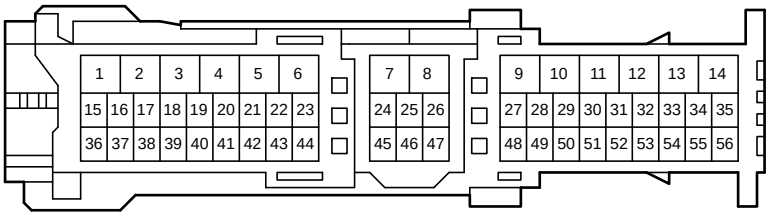

90980-12A15

4C
White

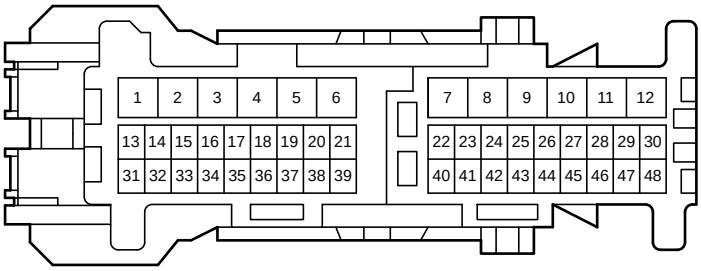

90980-12887

4D
White

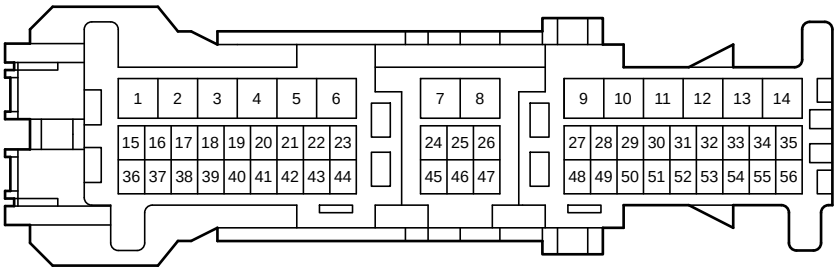

90980-12890

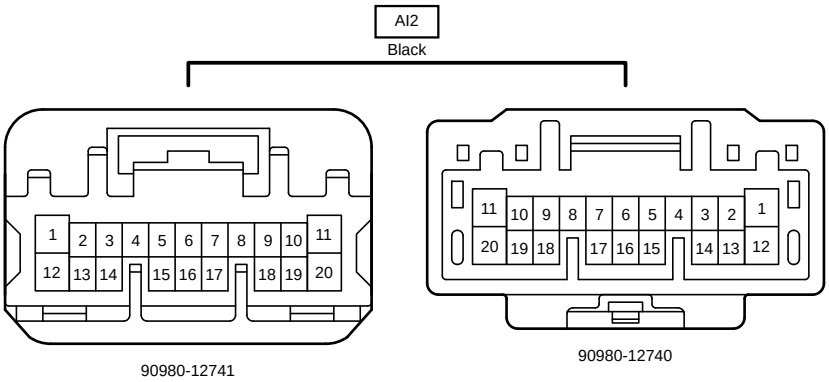

(LHD)

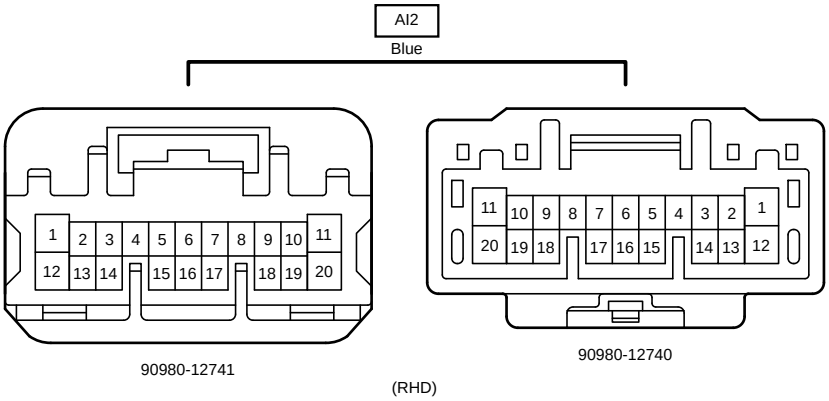

(RHD)

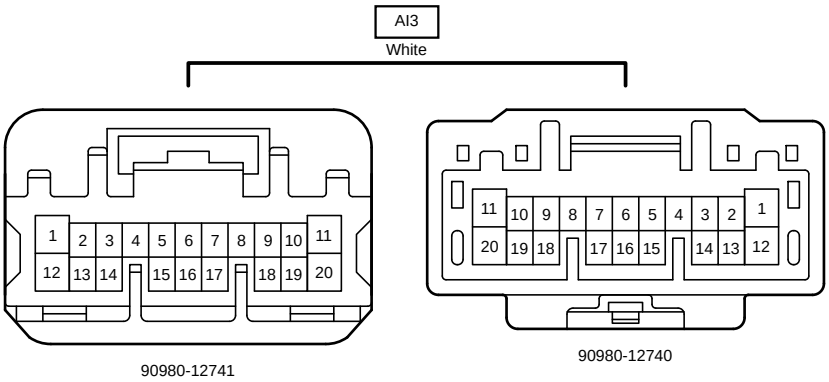

(LHD)

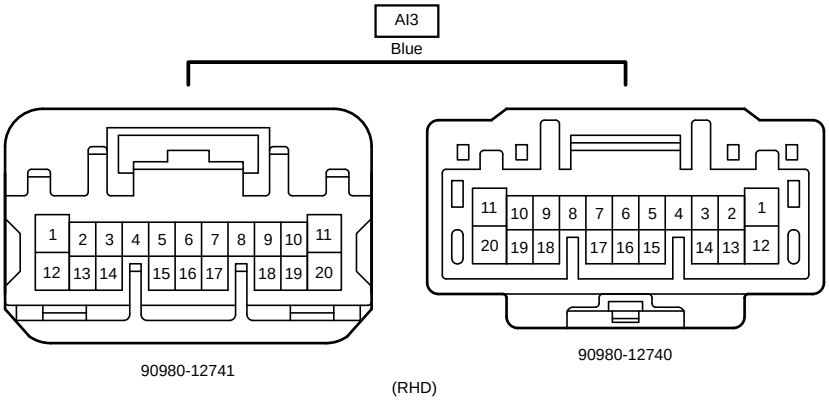

(RHD)

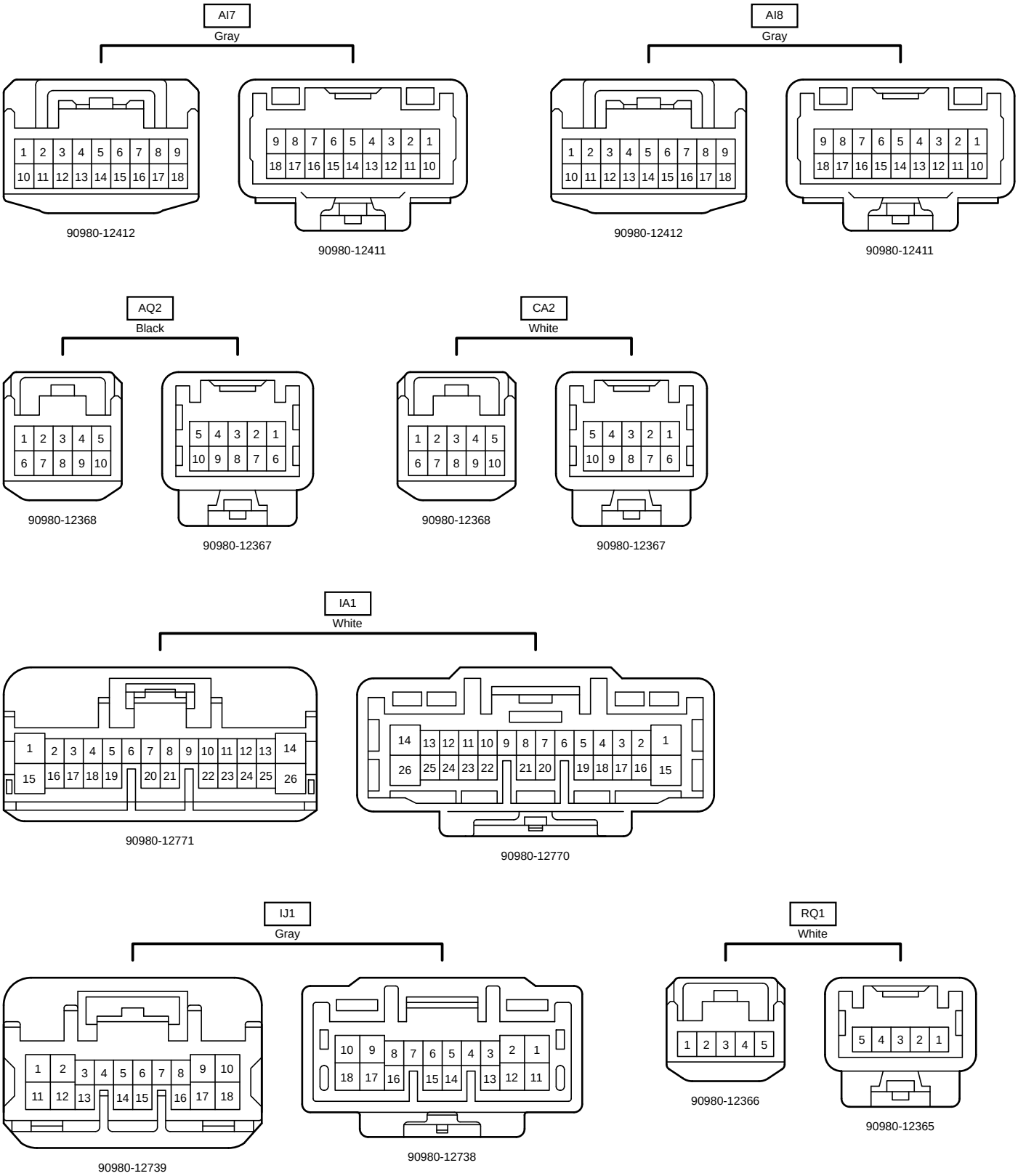
AI7
Gray
90980-12412
90980-12411
AI8
Gray
90980-12412
90980-12411
AQ2
Black
90980-12368
90980-12367
CA2
White
90980-12368
90980-12367
IA1
White
90980-12771
90980-12770
IJ1
Gray
90980-12739
90980-12738
RQ1
White
90980-12366
90980-12365

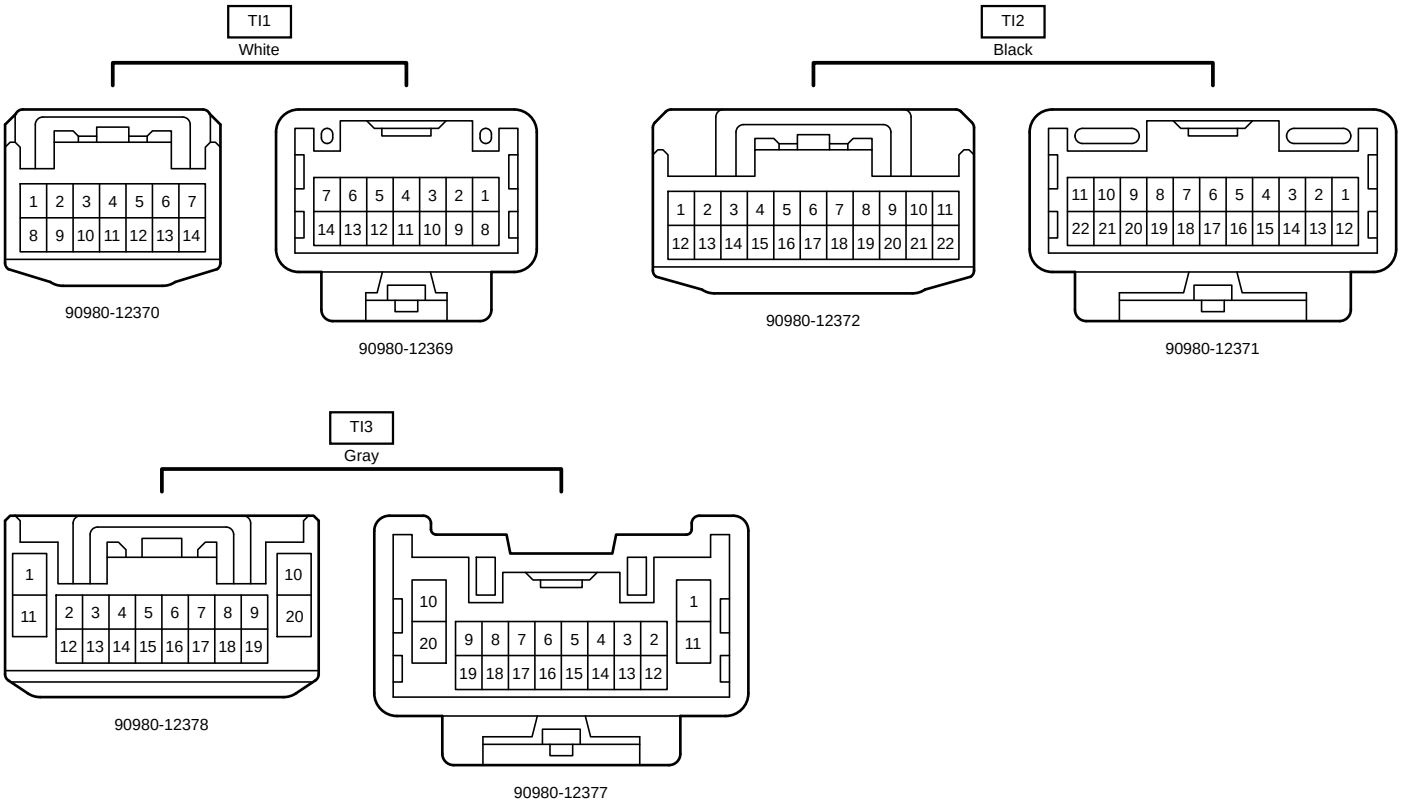
TI1
White
1 2 3 4 5 6 7
8 9 10 11 12 13 14
90980-12370
7 6 5 4 3 2 1
14 13 12 11 10 9 8
90980-12369
TI2
Black
1 2 3 4 5 6 7 8 9 10 11
12 13 14 15 16 17 18 19 20 21 22
90980-12372
11 10 9 8 7 6 5 4 3 2 1
22 21 20 19 18 17 16 15 14 13 12
90980-12371
TI3
Gray
1
11
10
20
2 3 4 5 6 7 8 9
12 13 14 15 16 17 18 19
90980-12378
10
20
1
11
9 8 7 6 5 4 3 2
19 18 17 16 15 14 13 12
90980-12377