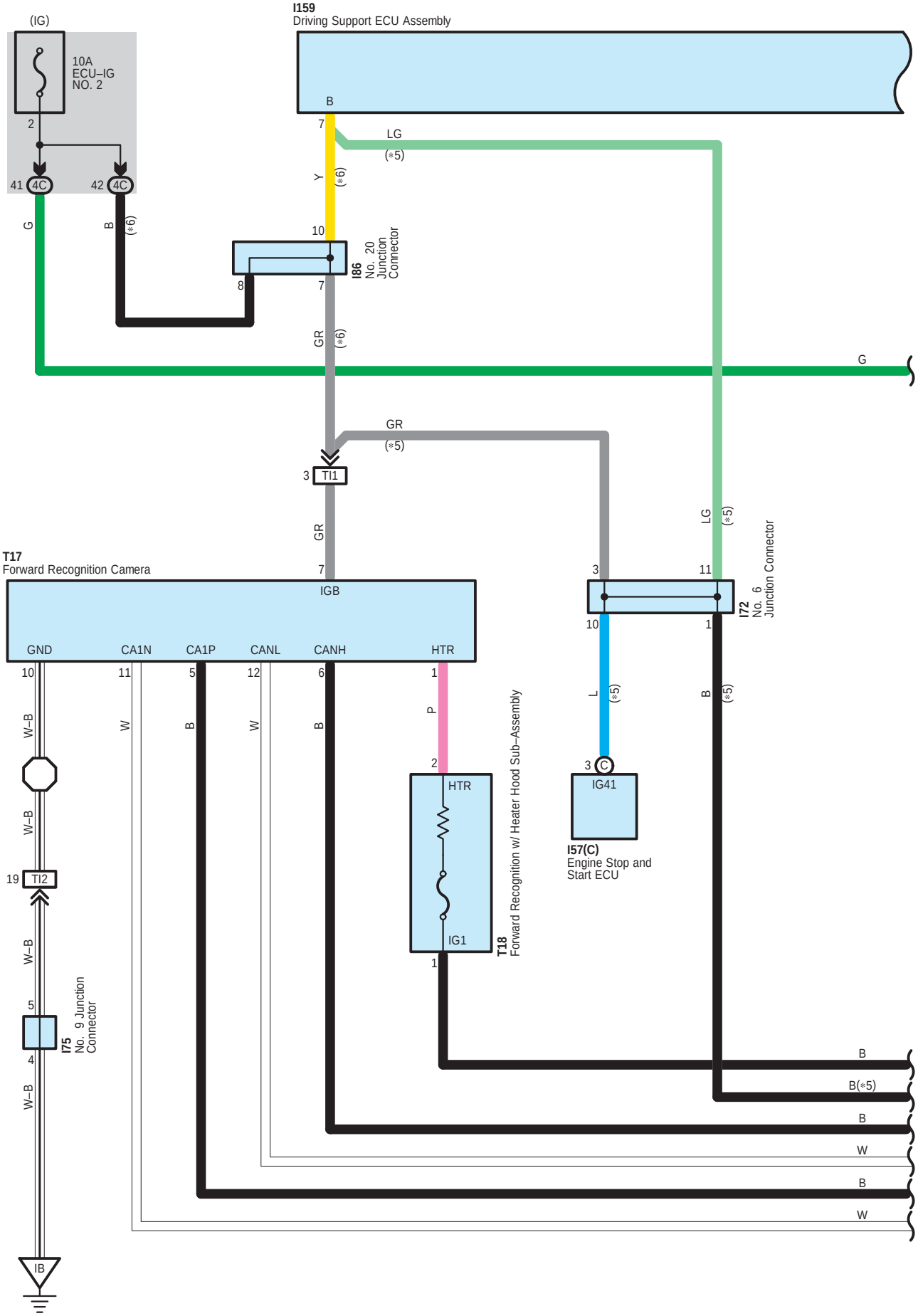
(IG)
10A
ECU–IG
NO. 2
2
41 4C
42 4C
G
B
(*6)
I159
Driving Support ECU Assembly
B
7
LG
(*5)
Y
(*6)
10
I86
No. 20
Junction
Connector
8
7
GR
(*6)
G
GR
(*5)
3 TI1
GR
7
IGB
T17
Forward Recognition Camera
GND
CA1N
CA1P
CANL
CANH
HTR
10
11
5
12
6
1
W–B
W
B
W
B
P
2
HTR
IG1
1
T18
Forward Recognition w/ Heater Hood Sub–Assembly
3
11
LG
(*5)
10
1
I72
No. 6
Junction Connector
L
(*5)
B
(*5)
3 C
IG41
I57(C)
Engine Stop and
Start ECU
W–B
W–B
19 TI2
W–B
5
4
I75
No. 9 Junction
Connector
W–B
IB
B
B(*5)
B
W
B
W

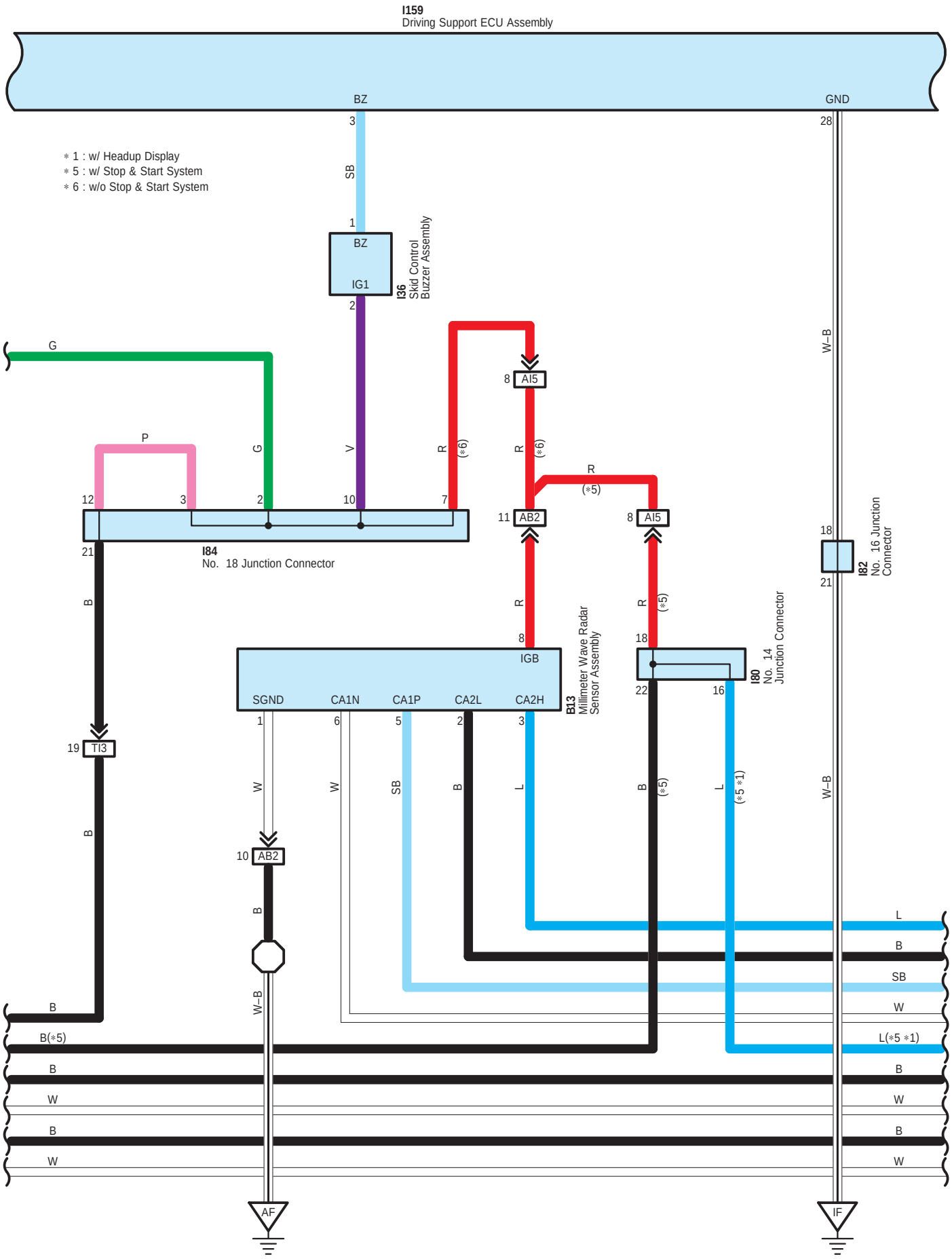
I159
Driving Support ECU Assembly
BZ
GND
3
28
∗1 : w/ Headup Display
∗5 : w/ Stop & Start System
∗6 : w/o Stop & Start System
SB
1
BZ
IG1
2
I36
Skid Control
Buzzer Assembly
G
W–B
8
AI5
P
G
V
R
(∗6)
R
(∗6)
R
(∗5)
12
3
2
10
7
11
AB2
8
AI5
21
I84
No. 18 Junction Connector
18
21
I82
No. 16 Junction
Connector
B
R
8
IGB
R
(∗5)
18
I80
No. 14
Junction Connector
SGND
CA1N
CA1P
CA2L
CA2H
22
16
B13
Millimeter Wave Radar
Sensor Assembly
1
6
5
2
3
19
TI3
W
W
SB
B
L
B
(∗5)
L
(∗5 ∗1)
W–B
B
10
AB2
B
W–B
L
B
SB
W
B
B(∗5)
L(∗5 ∗1)
B
B
W
W
B
B
W
W
AF
IF

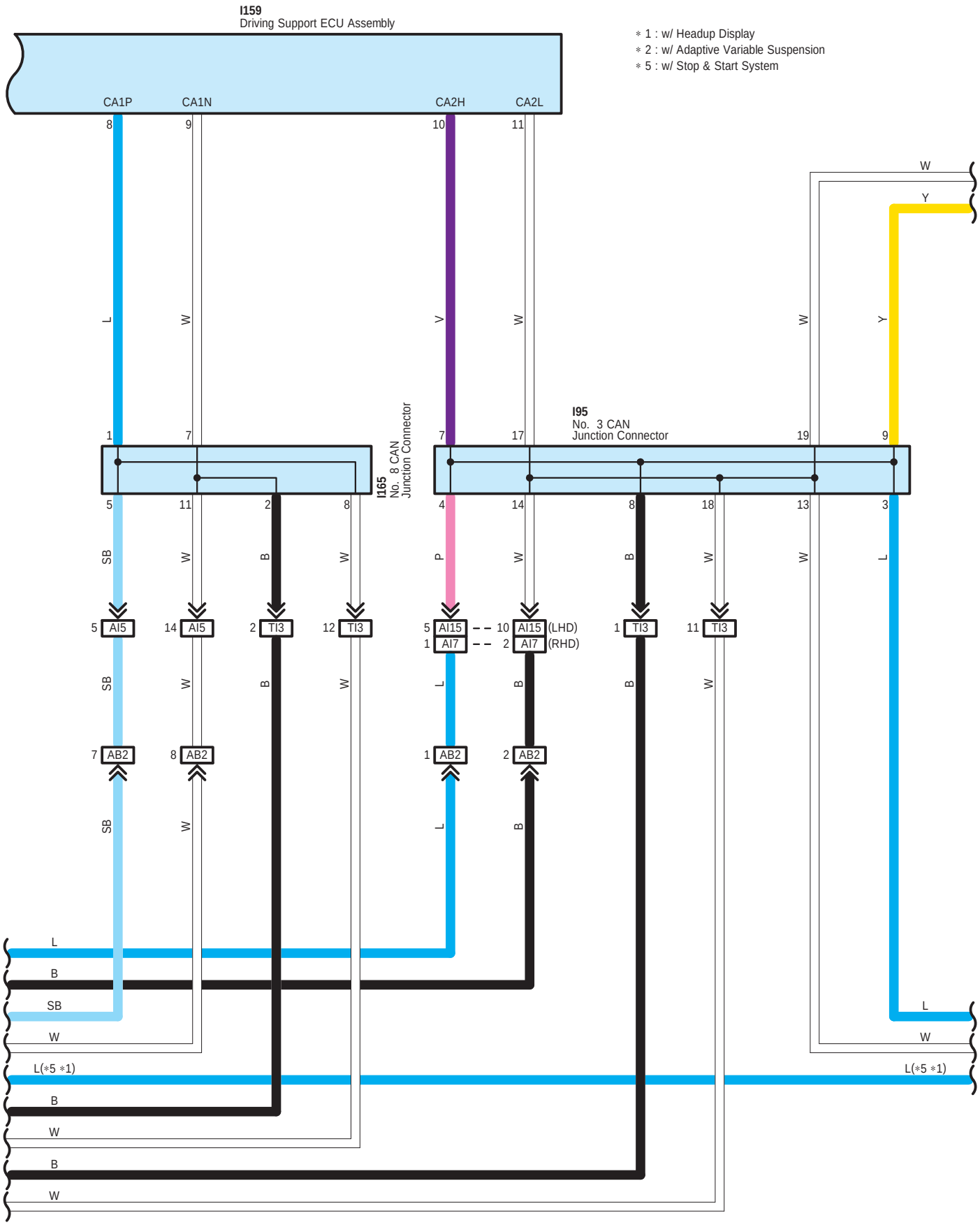
I159
Driving Support ECU Assembly
∗ 1 : w/ Headup Display
∗ 2 : w/ Adaptive Variable Suspension
∗ 5 : w/ Stop & Start System
CA1P
CA1N
CA2H
CA2L
I165
No. 8 CAN
Junction Connector
I95
No. 3 CAN
Junction Connector
AI5
TI3
AI15
AI7
AB2
(LHD)
(RHD)
L(∗5 ∗1)

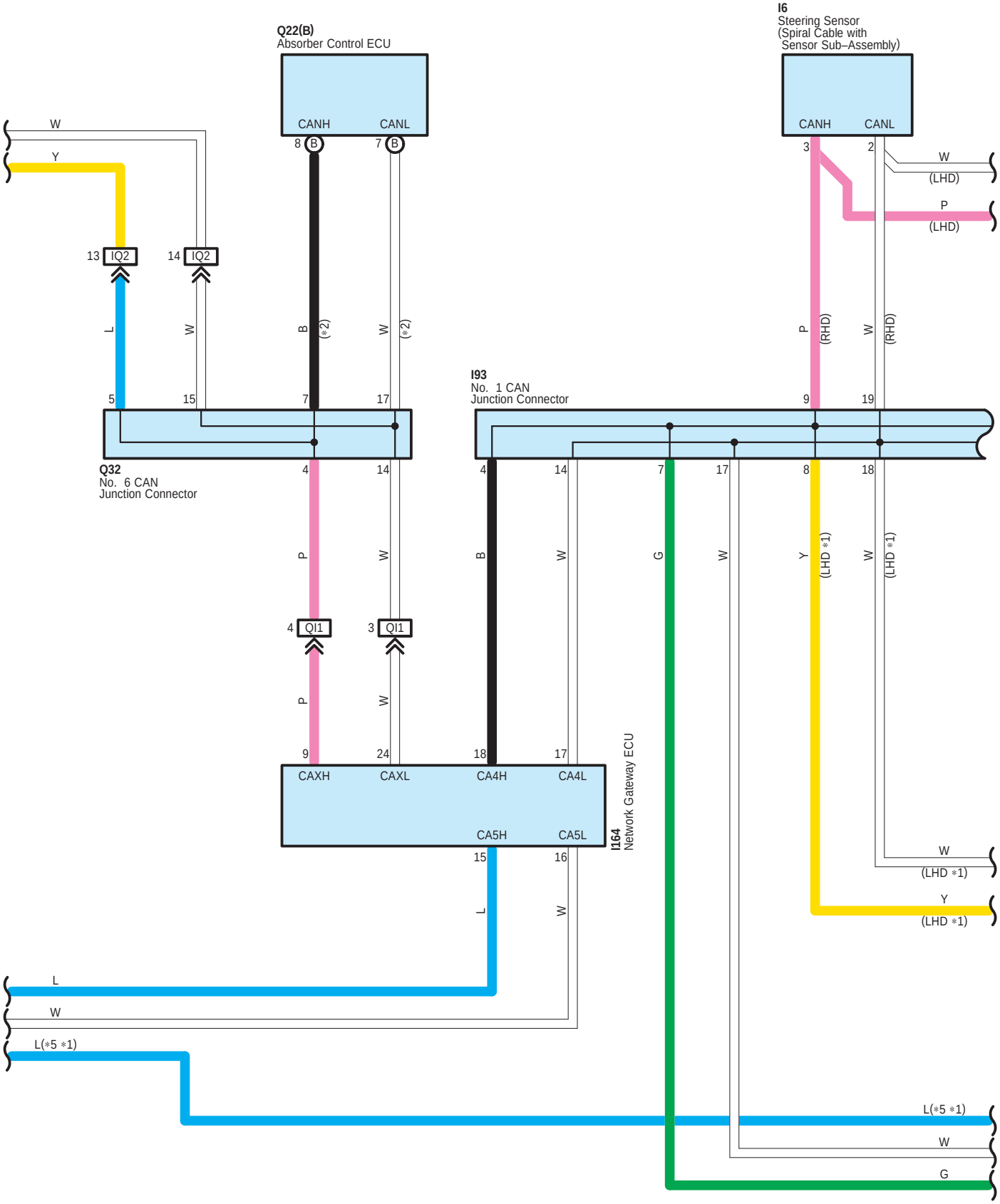
Q22(B)
Absorber Control ECU
CANH
CANL
I6
Steering Sensor
(Spiral Cable with
Sensor Sub–Assembly)
CANH
CANL
W
Y
13 IQ2
14 IQ2
L
W
B (*2)
W (*2)
P (RHD)
W (RHD)
W (LHD)
P (LHD)
I93
No. 1 CAN
Junction Connector
Q32
No. 6 CAN
Junction Connector
P
W
B
W
G
W
Y (LHD *1)
W (LHD *1)
4 QI1
3 QI1
P
W
CAXH
CAXL
CA4H
CA4L
CA5H
CA5L
I164
Network Gateway ECU
W (LHD *1)
Y (LHD *1)
L
W
L(*5 *1)
L(*5 *1)
W
G

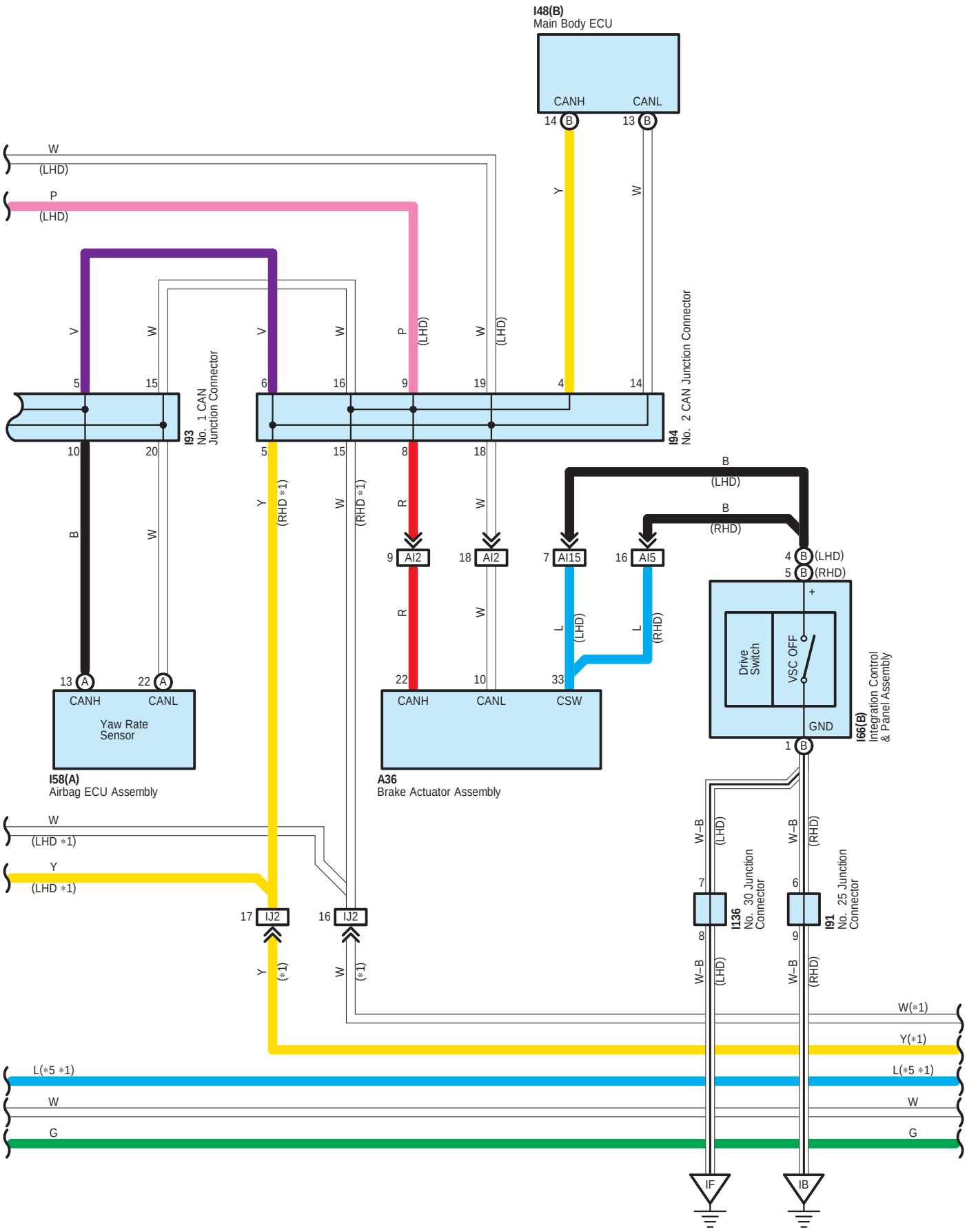
I48(B)
Main Body ECU
CANH
CANL
14 B
13 B
W
(LHD)
P
(LHD)
Y
W
V
W
V
W
P
(LHD)
W
(LHD)
5
15
6
16
9
19
4
14
I93
No. 1 CAN
Junction Connector
I94
No. 2 CAN Junction Connector
10
20
5
15
8
18
B
W
Y
(RHD *1)
W
(RHD *1)
R
W
B
(LHD)
B
(RHD)
9 AI2
18 AI2
7 AI15
16 AI5
4 B (LHD)
5 B (RHD)
R
W
L
(LHD)
L
(RHD)
+
Drive
Switch
VSC OFF
GND
I66(B)
Integration Control
& Panel Assembly
13 A
22 A
CANH
CANL
Yaw Rate
Sensor
I58(A)
Airbag ECU Assembly
22
10
33
CANH
CANL
CSW
A36
Brake Actuator Assembly
1 B
W
(LHD *1)
Y
(LHD *1)
17 IJ2
16 IJ2
Y
(*1)
W
(*1)
W–B
(LHD)
W–B
(RHD)
7
6
I136
No. 30 Junction
Connector
I91
No. 25 Junction
Connector
8
9
W–B
(LHD)
W–B
(RHD)
W(*1)
Y(*1)
L(*5 *1)
L(*5 *1)
W
W
G
G
IF
IB

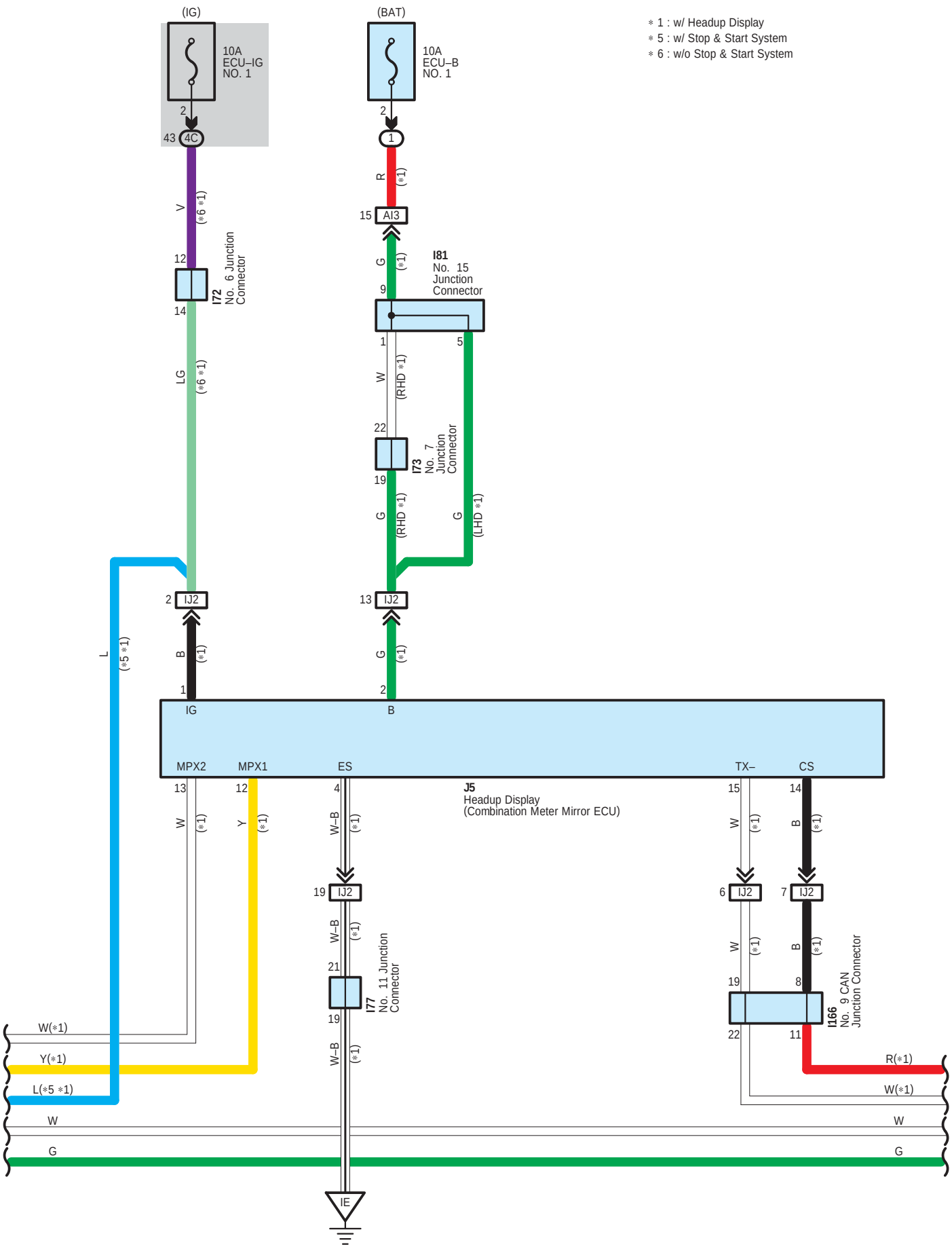

(IG)
10A
ECU–IG
NO. 1
(BAT)
10A
ECU–B
NO. 1
∗ 1 : w/ Headup Display
∗ 5 : w/ Stop & Start System
∗ 6 : w/o Stop & Start System
4C
1
AI3
I72
No. 6 Junction
Connector
I81
No. 15
Junction
Connector
I73
No. 7
Junction
Connector
IJ2
IG
B
MPX2
MPX1
ES
TX–
CS
J5
Headup Display
(Combination Meter Mirror ECU)
I77
No. 11 Junction
Connector
I166
No. 9 CAN
Junction Connector
IE
W(∗1)
Y(∗1)
L(∗5 ∗1)
W
G
R(∗1)
W(∗1)

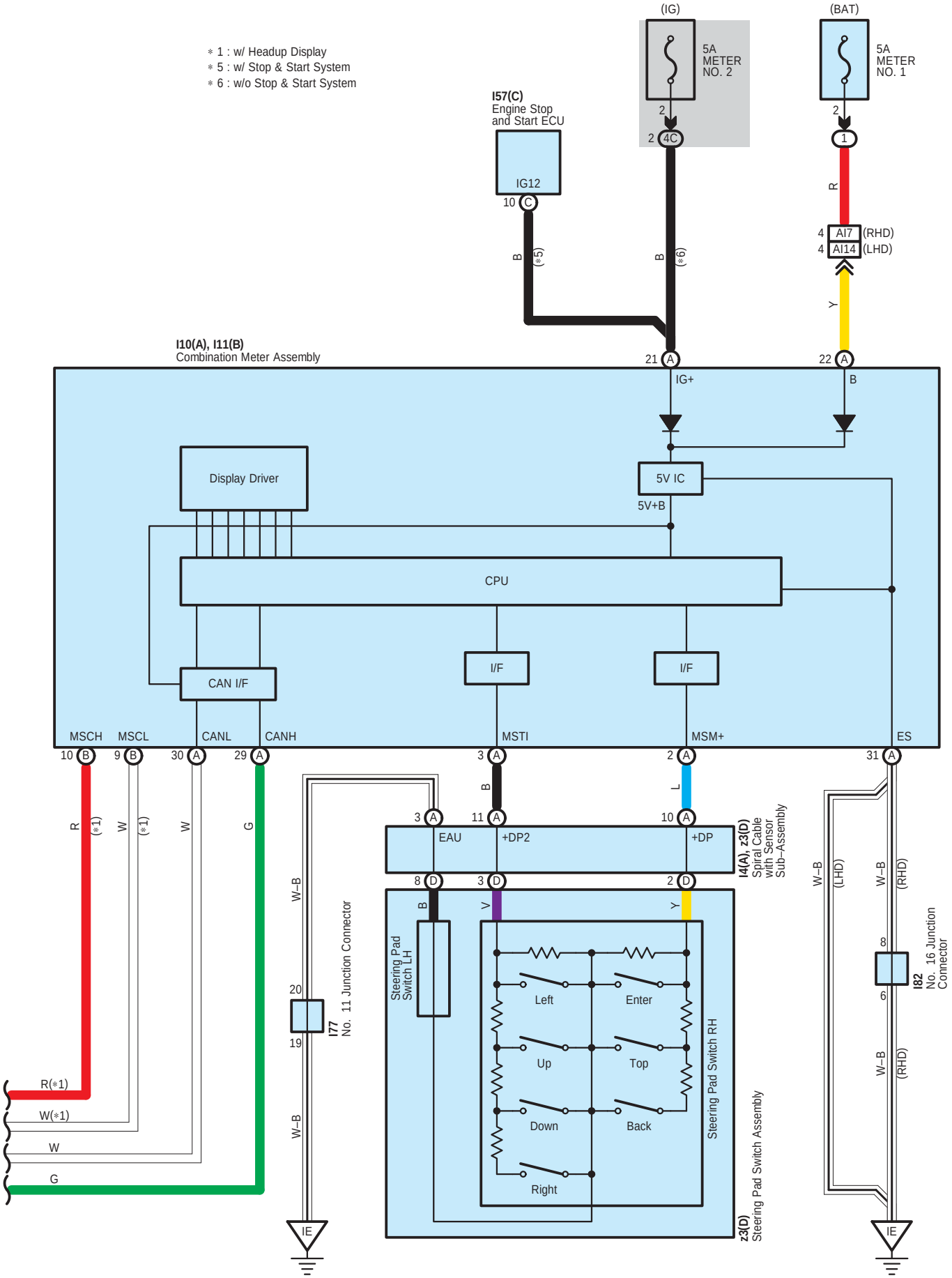
∗1 : w/ Headup Display
∗5 : w/ Stop & Start System
∗6 : w/o Stop & Start System
(IG)
5A METER NO. 2
(BAT)
5A METER NO. 1
I57(C) Engine Stop and Start ECU
IG12
4C
AI7 (RHD)
AI14 (LHD)
I10(A), I11(B) Combination Meter Assembly
IG+
B
Display Driver
5V IC
5V+B
CPU
CAN I/F
I/F
I/F
MSCH
MSCL
CANL
CANH
MSTI
MSM+
ES
EAU
+DP2
+DP
I4(A), z3(D) Spiral Cable with Sensor Sub-Assembly
Steering Pad Switch LH
Left
Enter
Up
Top
Down
Back
Right
Steering Pad Switch RH
z3(D) Steering Pad Switch Assembly
I77 No. 11 Junction Connector
I82 No. 16 Junction Connector
(LHD)
(RHD)
R(∗1)
W(∗1)
W
G
IE

A36
Black

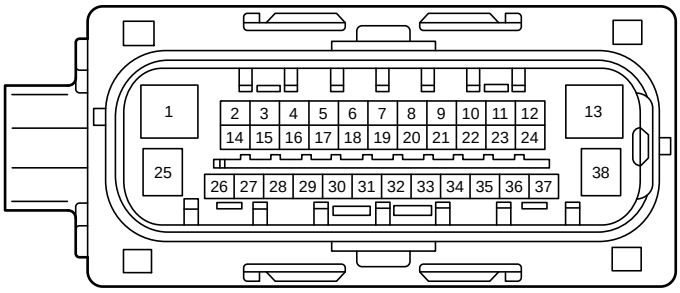

90980-12A95

B13
Black



90980-12520

I4
Black

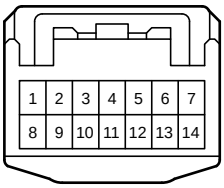

90980-12370

I6
Black

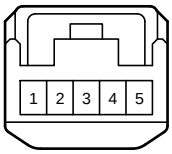

90980-12366

I10
Black

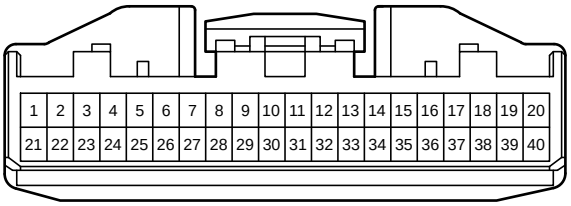

90980-12557

I11
Black

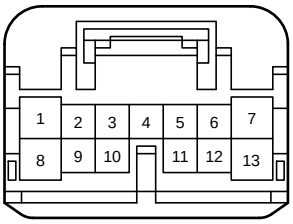

90980-12767

I36
Blue

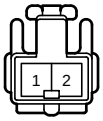

90980-10860

I48
White

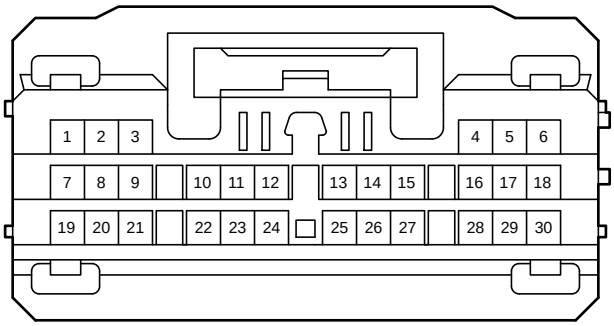

90980-12909

I57
Black

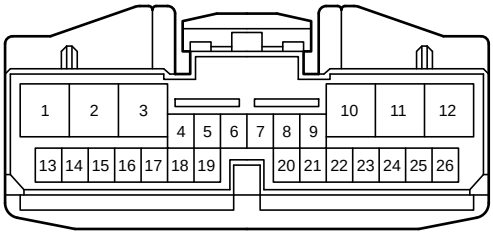

82824-12510

I58
Yellow

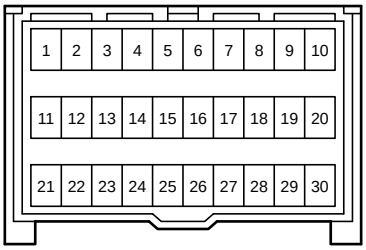

90980-12391

I66
Black

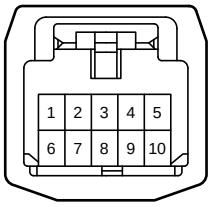

82824-78040

I72

Gray

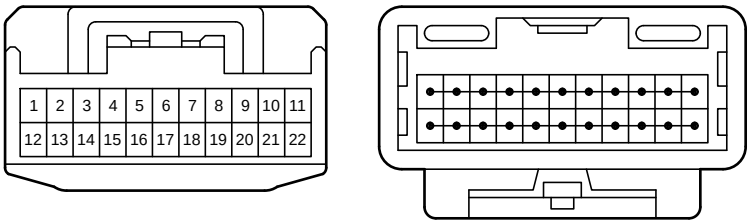

90980-12372

I73

White

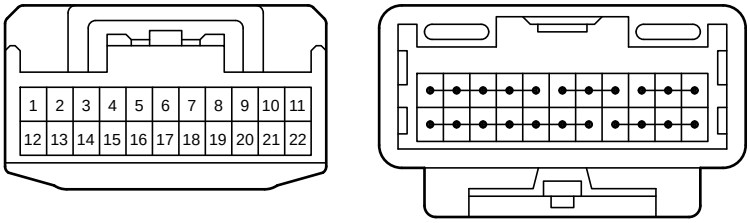

90980-12372

I75

Gray

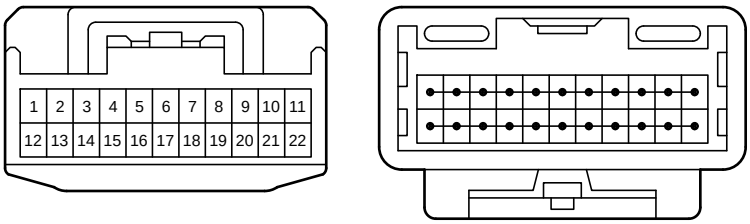

90980-12372
(LHD Before Sep. 2017 Production)

I75

White

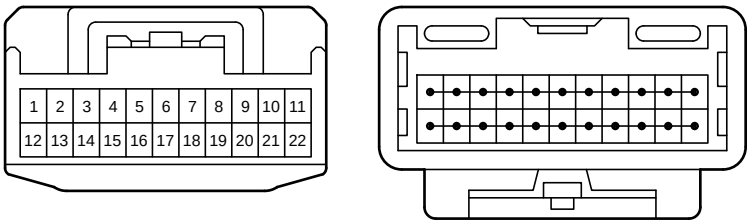

90980-12372
(LHD From Sep. 2017 Production)

I75

Blue

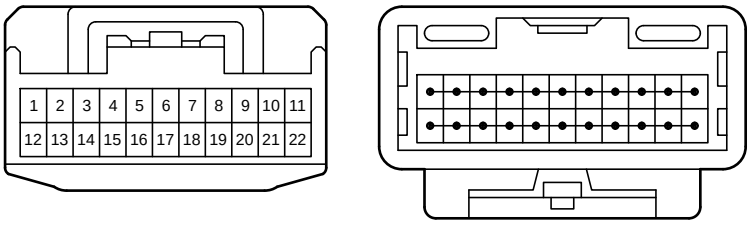

90980-12372
(RHD)

I77

Gray

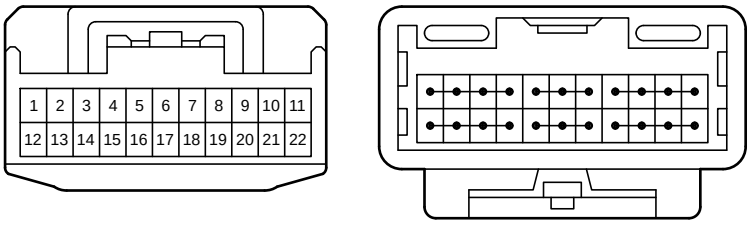

90980-12372

I80

White

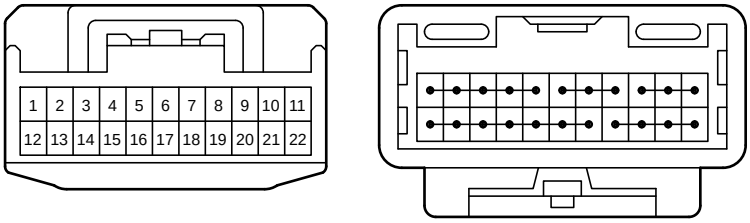

90980-12372

I81

Gray

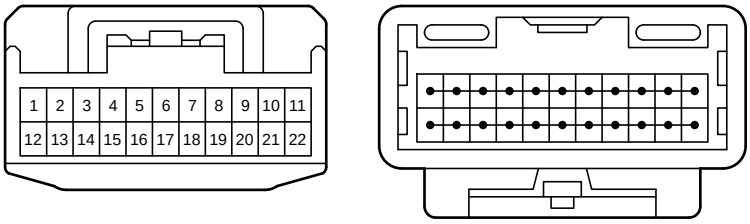

90980-12372

I82
Blue

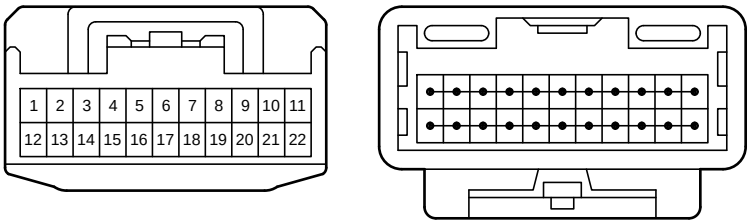

90980-12372
(LHD)

I82
White

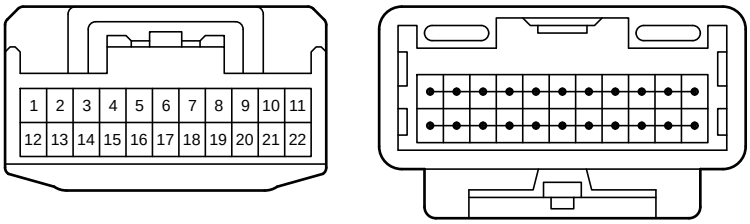

90980-12372
(RHD)

I84
Black

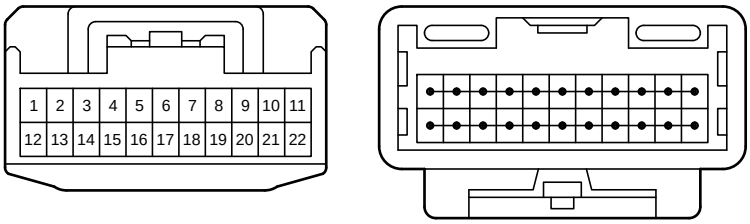

90980-12372
(LHD)

I84
Gray

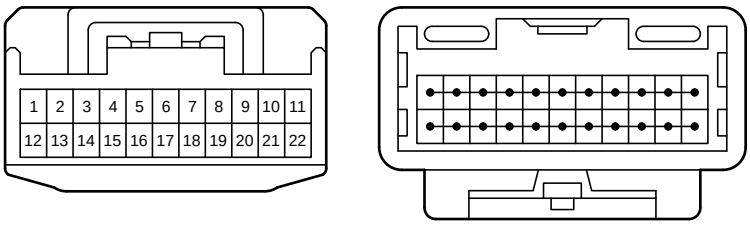

90980-12372
(RHD)

I86

Blue

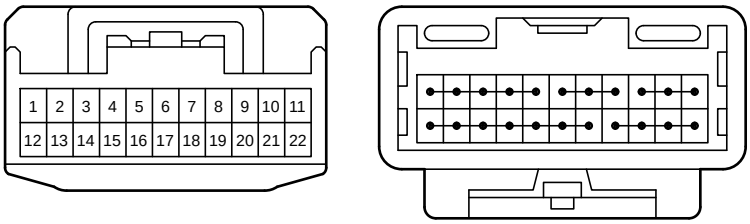

90980-12372
(LHD)

I86

White

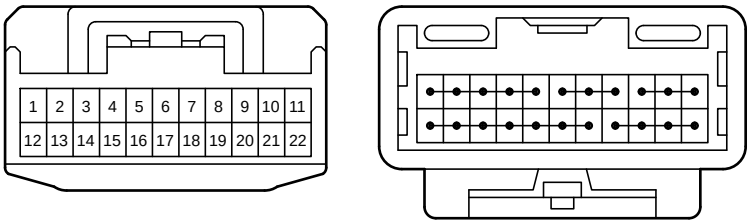

90980-12372
(RHD)

I91

Gray

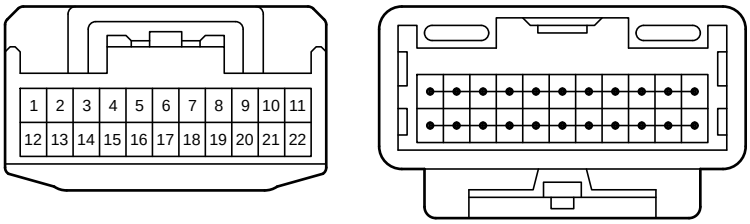

90980-12372
(LHD)

I91

Black

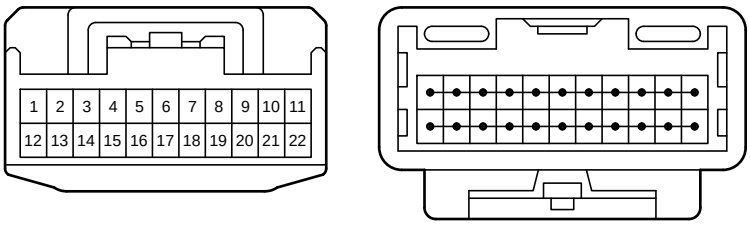

90980-12372
(RHD)

I93

White

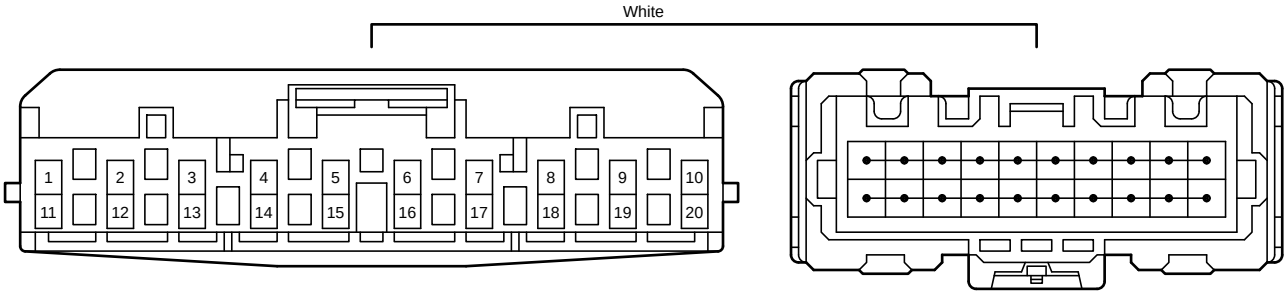

90980-12A58

I94

White

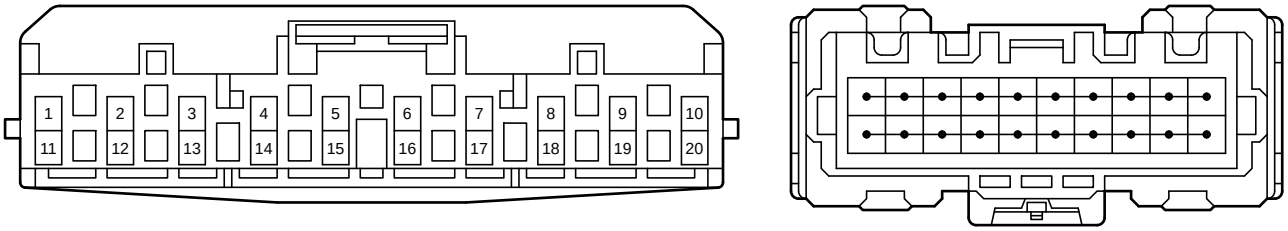

90980-12A58

I95

White

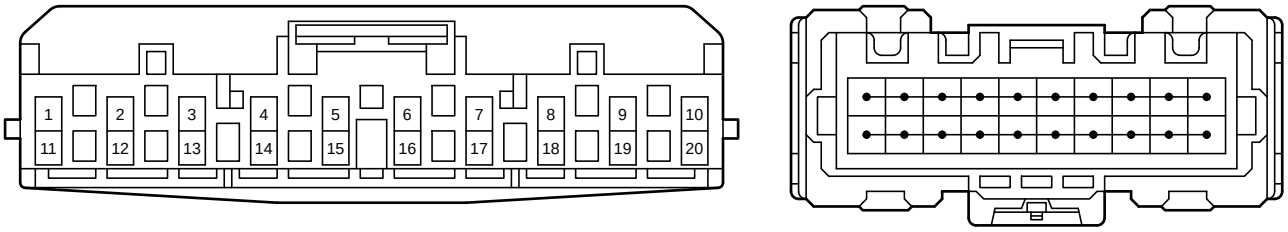

90980-12A58

I136

Gray

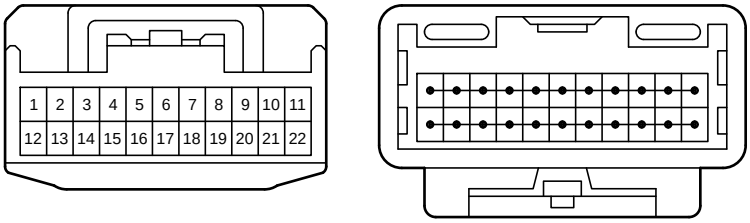

90980-12372

I159
White

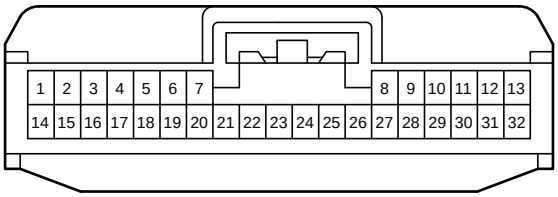

90980-12422

I164
Black

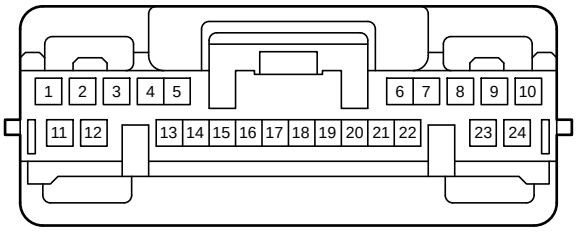

90980-12912

I165
White

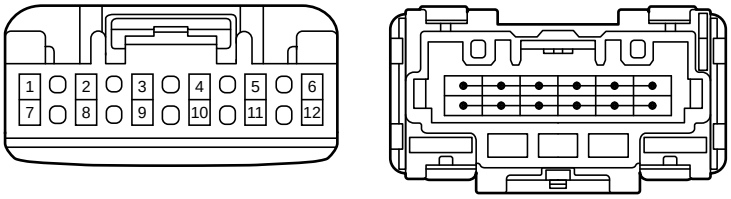

90980-12C68

I166
White

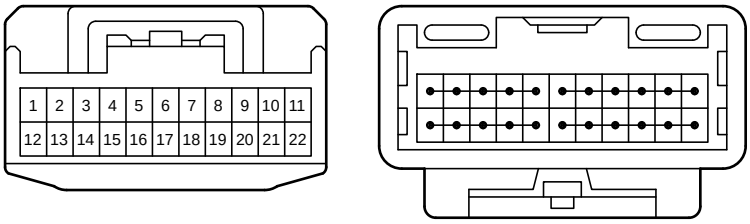

90980-12372
(w/ Clearance Warning ECU w/o Rear No.1 Clearance Warning Sonar Buzzer)

I166
Gray

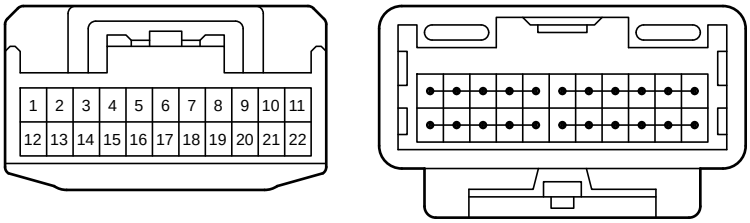

90980-12372
(w/ Clearance Warning ECU w/ Rear No.1 Clearance Warning Sonar Buzzer)

J5
White

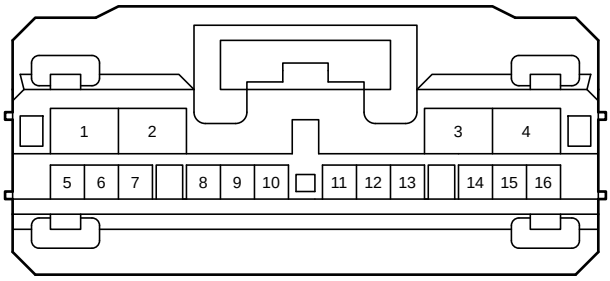

90980-12763

Q22
Black

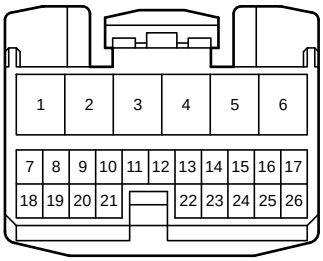

90980-12561

Q32
White

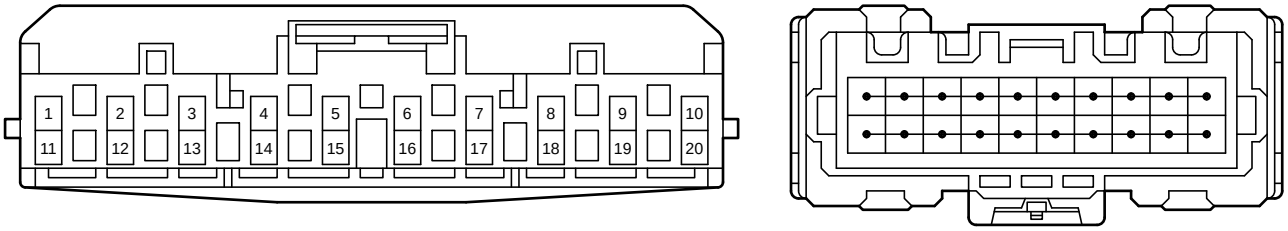

90980-12A58

T17
Gray

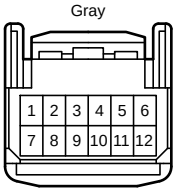

90980-12552

T18
Black

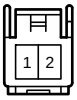

90980-12063

z3
Black

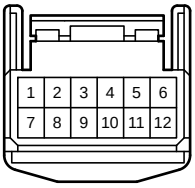

90980-12559

4C
White

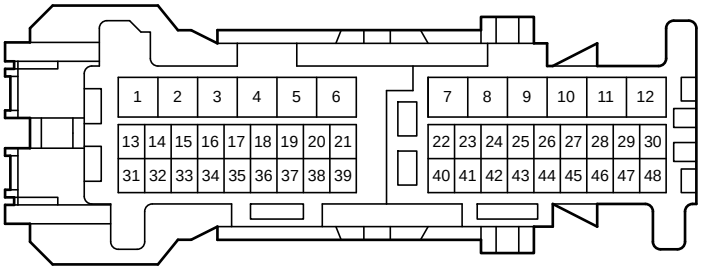

90980-12887

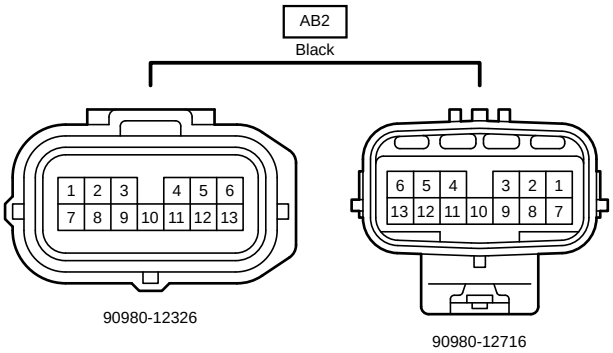
AB2
Black
1 2 3 4 5 6
7 8 9 10 11 12 13
6 5 4 3 2 1
13 12 11 10 9 8 7
90980-12326
90980-12716

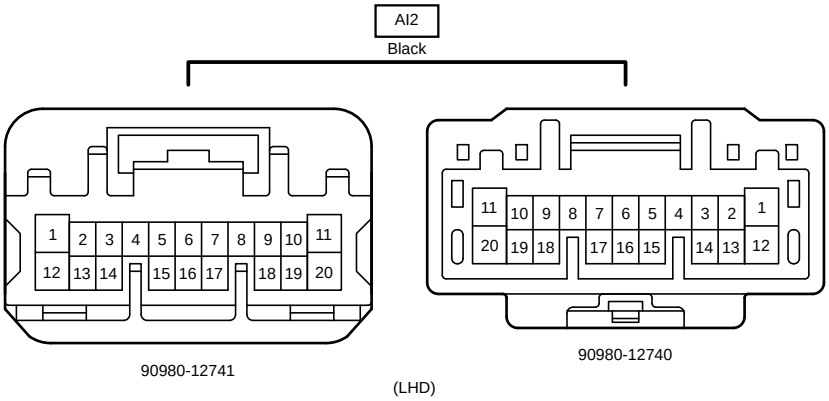
AI2
Black
1 2 3 4 5 6 7 8 9 10 11
12 13 14 15 16 17 18 19 20
11 10 9 8 7 6 5 4 3 2 1
20 19 18 17 16 15 14 13 12
90980-12741
90980-12740

(LHD)

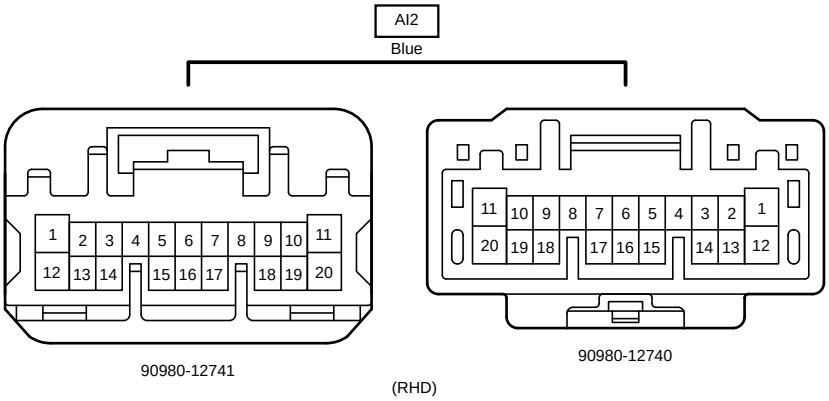
AI2
Blue
1 2 3 4 5 6 7 8 9 10 11
12 13 14 15 16 17 18 19 20
11 10 9 8 7 6 5 4 3 2 1
20 19 18 17 16 15 14 13 12
90980-12741
90980-12740

(RHD)

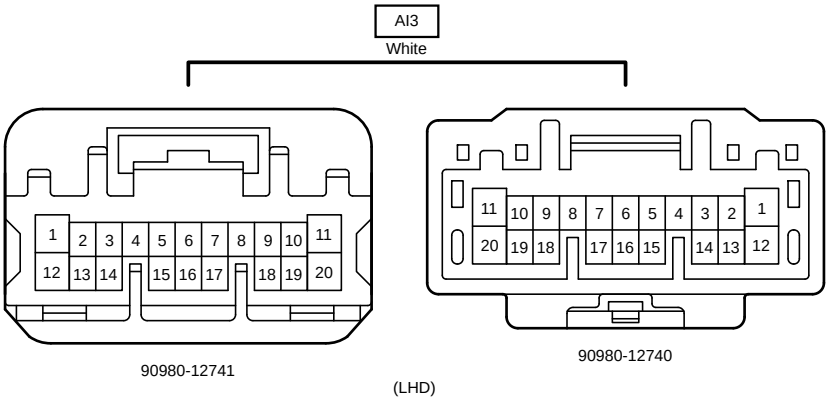
AI3
White
1 2 3 4 5 6 7 8 9 10 11
12 13 14 15 16 17 18 19 20
11 10 9 8 7 6 5 4 3 2 1
20 19 18 17 16 15 14 13 12
90980-12741
90980-12740

(LHD)

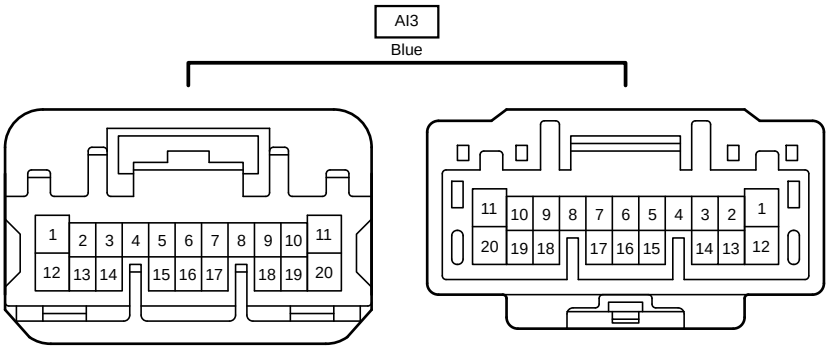

90980-12741

90980-12740

(RHD)

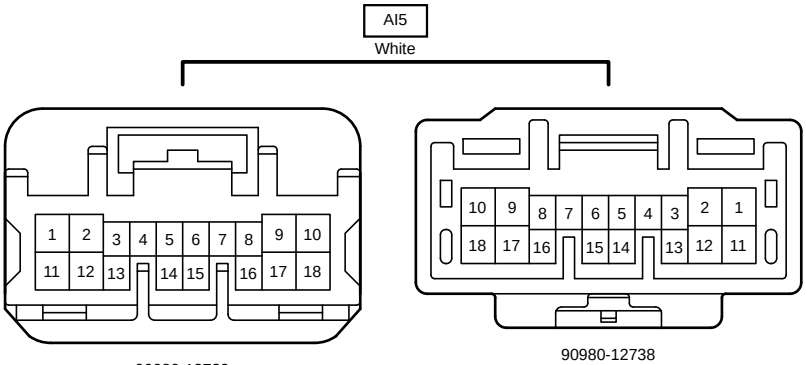

90980-12739

90980-12738

(LHD)

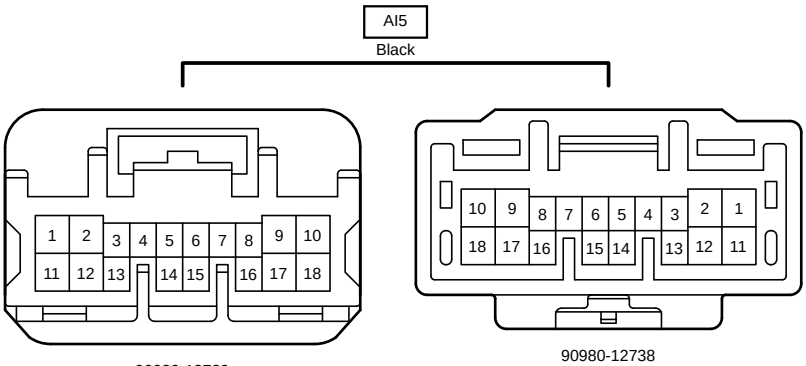

90980-12739

90980-12738

(RHD)

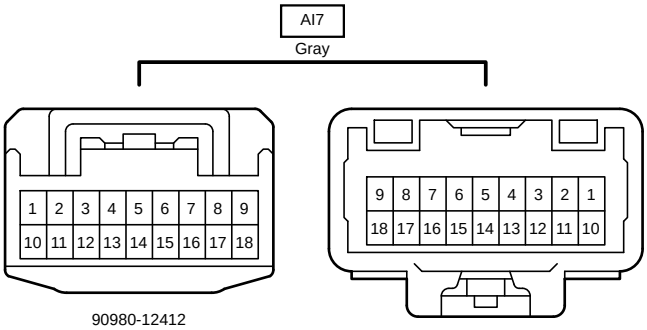

90980-12412

90980-12411

AI14
Gray

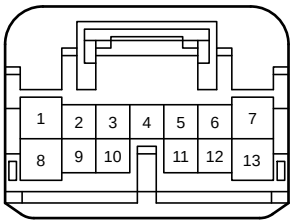

90980-12767

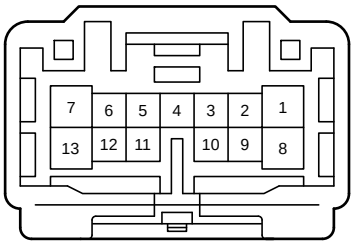

90980-12766

AI15
Blue

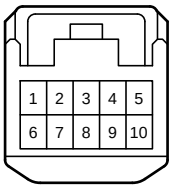

90980-12368

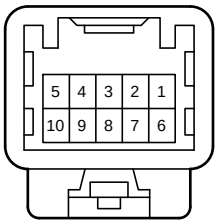

90980-12367

IJ2
White

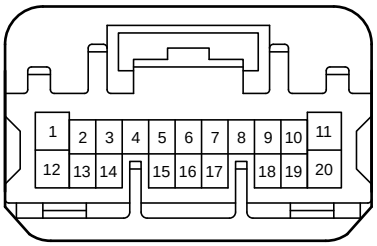

90980-12741

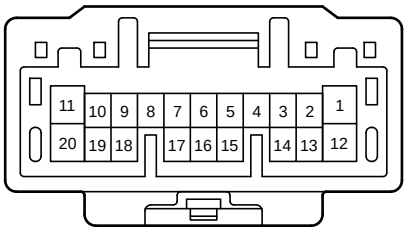

90980-12740

IQ2
Blue

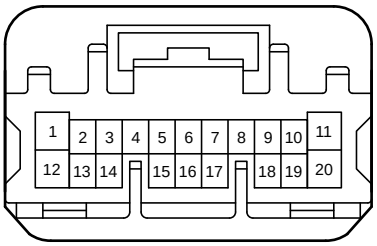

90980-12741

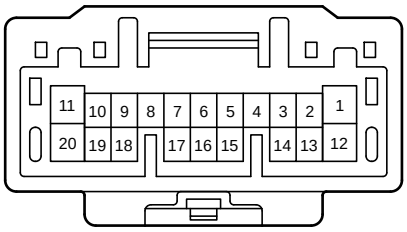

90980-12740

QI1
White

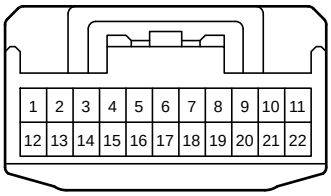

90980-12372

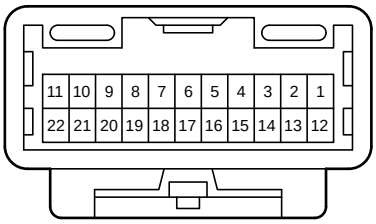

90980-12371

TI1
White

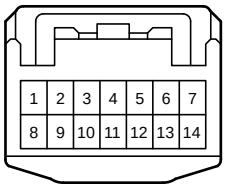

90980-12370

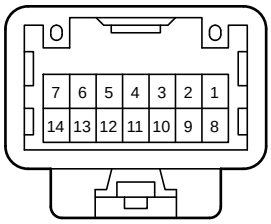

90980-12369

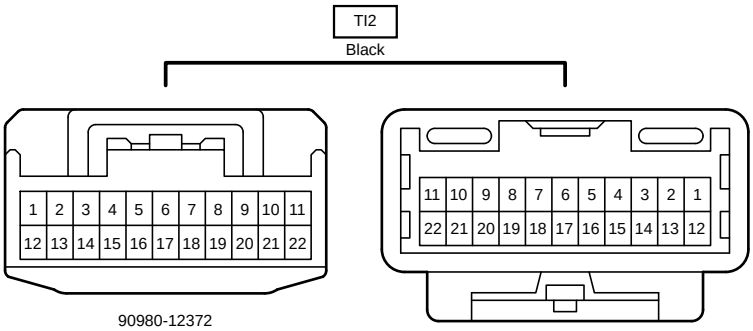

90980-12372

90980-12371

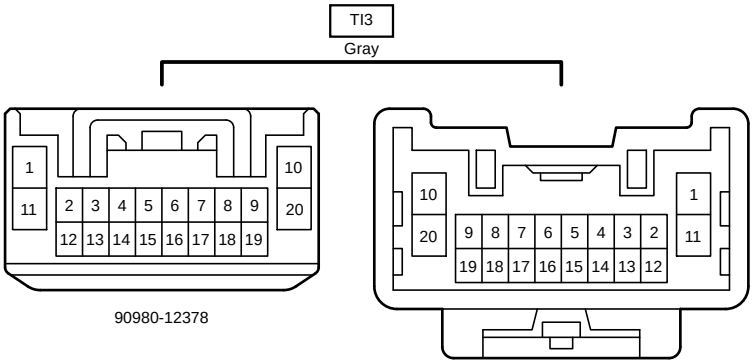

90980-12378

90980-12377