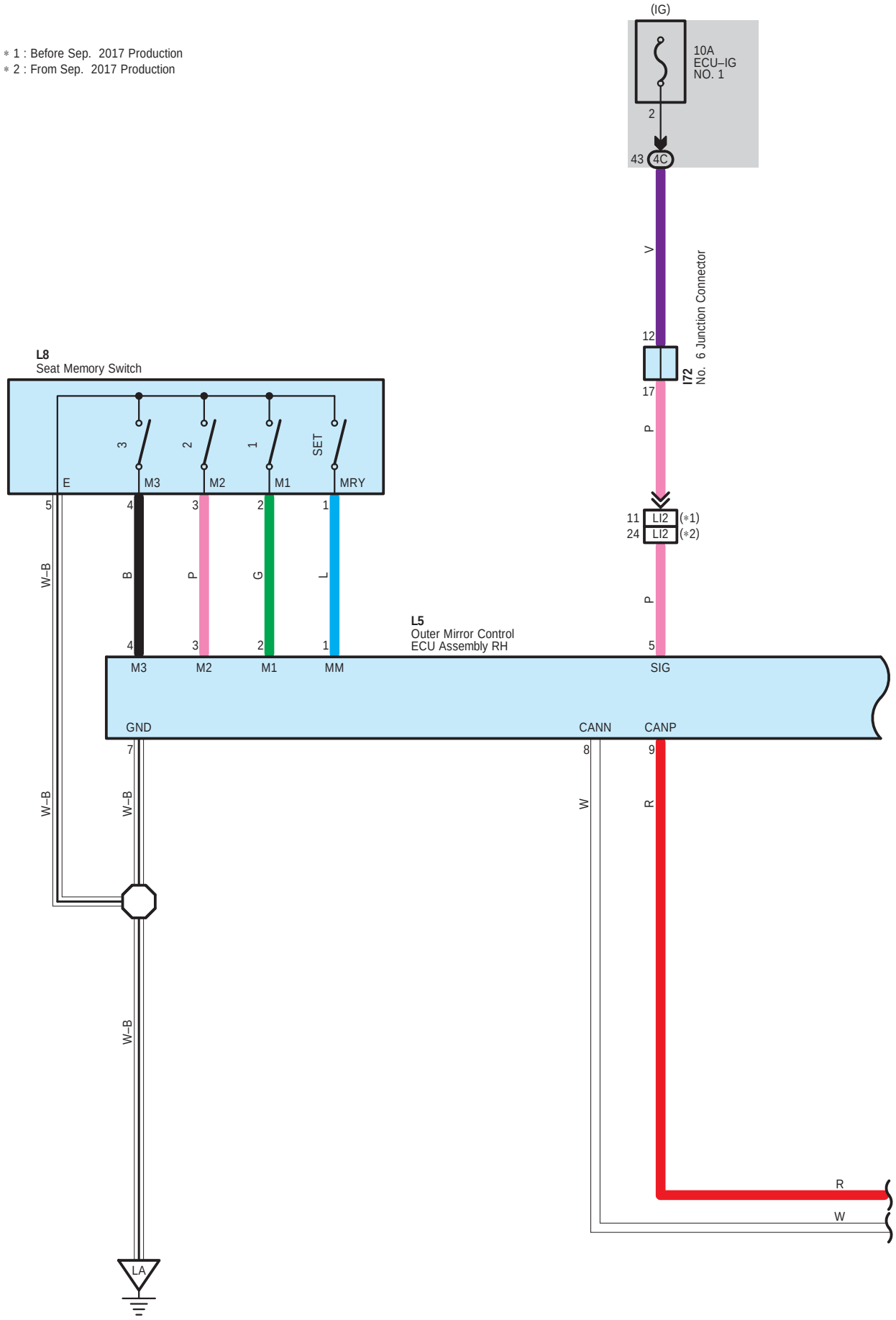
∗ 1 : Before Sep. 2017 Production
∗ 2 : From Sep. 2017 Production
(IG)
10A
ECU–IG
NO. 1
2
43
4C
V
12
I72
No. 6 Junction Connector
17
P
L8
Seat Memory Switch
3
2
1
SET
E
M3
M2
M1
MRY
5
4
3
2
1
W–B
B
P
G
L
11
24
LI2
(∗1)
(∗2)
P
L5
Outer Mirror Control
ECU Assembly RH
4
3
2
1
5
M3
M2
M1
MM
SIG
GND
CANN
CANP
7
8
9
W–B
W–B
W
R
W–B
R
W
LA

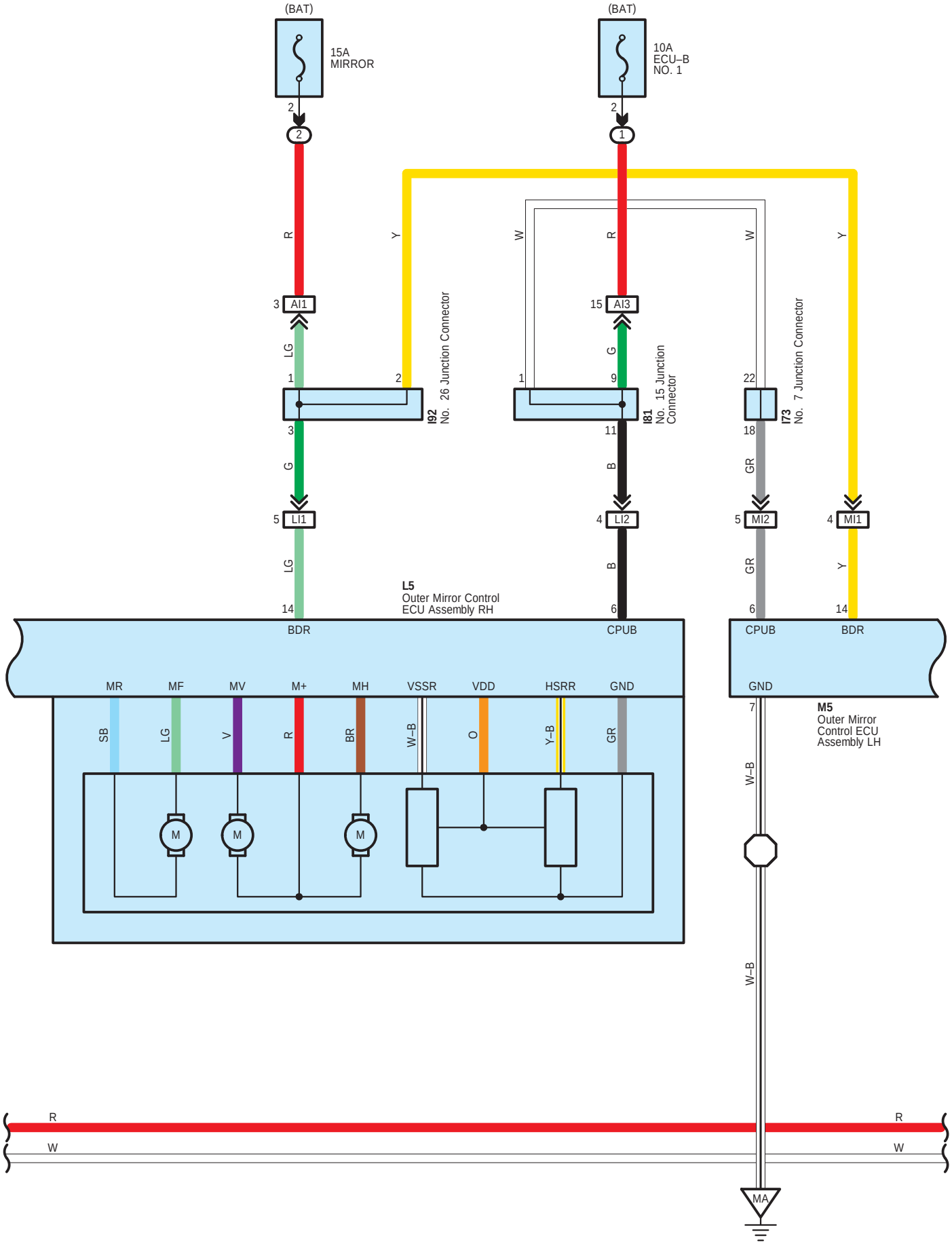
(BAT)
15A
MIRROR
(BAT)
10A
ECU–B
NO. 1
AI1
AI3
LI1
LI2
MI2
MI1
I92
No. 26 Junction Connector
I81
No. 15 Junction Connector
I73
No. 7 Junction Connector
L5
Outer Mirror Control
ECU Assembly RH
BDR
CPUB
CPUB
BDR
MR
MF
MV
M+
MH
VSSR
VDD
HSRR
GND
GND
M5
Outer Mirror
Control ECU
Assembly LH
MA

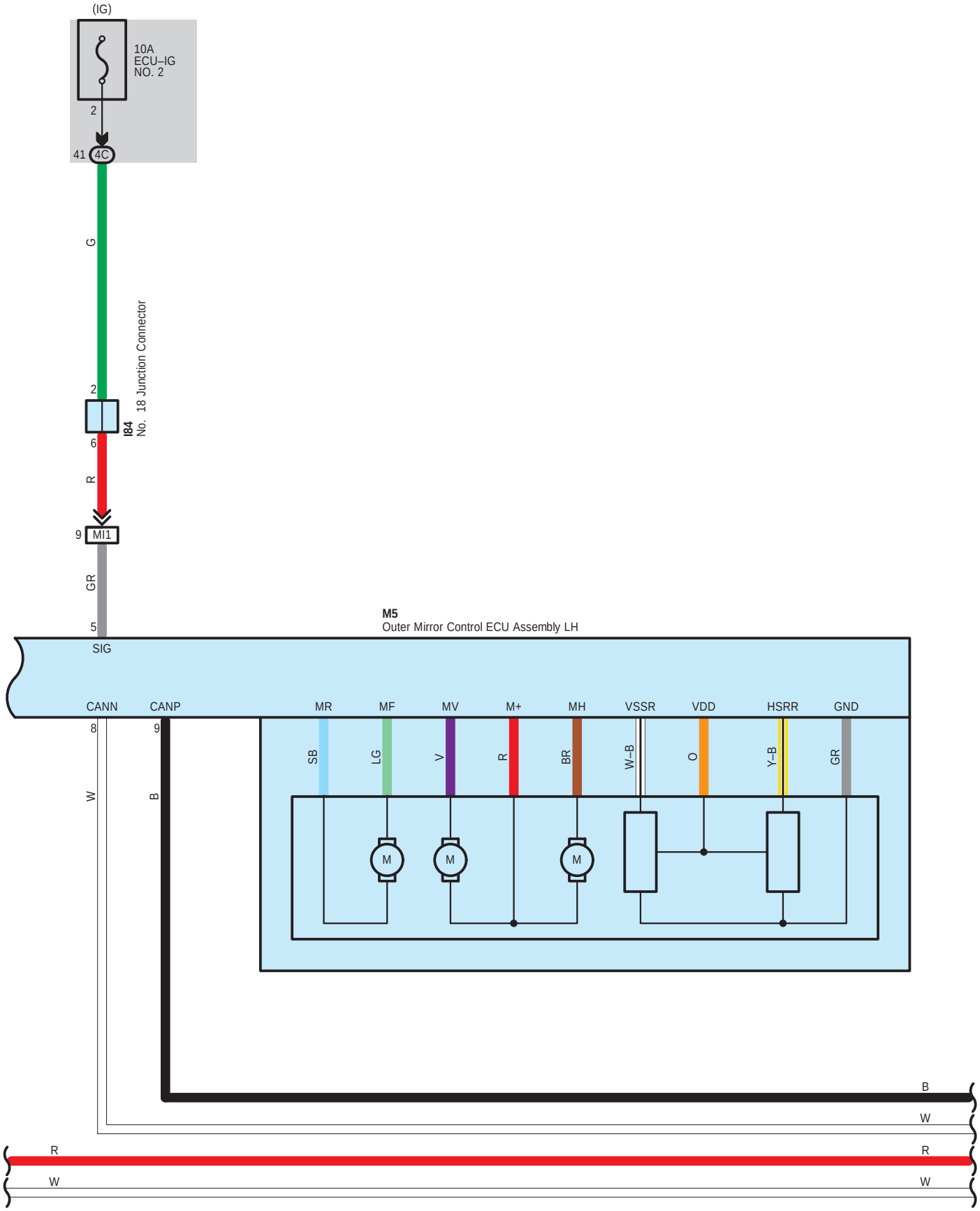
(IG)
10A
ECU–IG
NO. 2
2
41
4C
G
2
I84
No. 18 Junction Connector
6
R
9
MI1
GR
5
SIG
M5
Outer Mirror Control ECU Assembly LH
CANN
CANP
MR
MF
MV
M+
MH
VSSR
VDD
HSRR
GND
8
9
W
B
SB
LG
V
R
BR
W–B
O
Y–B
GR
M
M
M
B
W
R
W
R
W

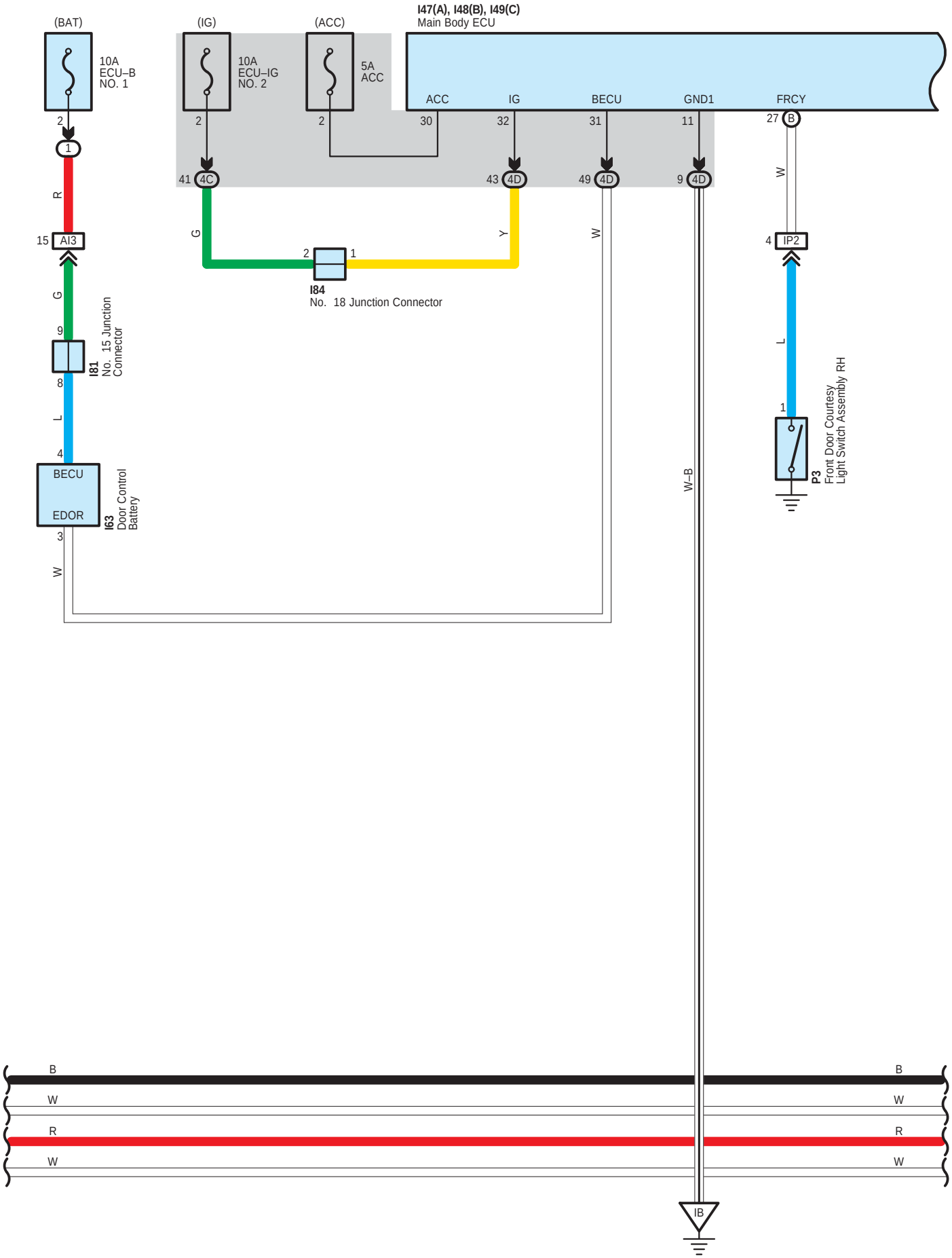
(BAT)
10A
ECU–B
NO. 1
(IG)
10A
ECU–IG
NO. 2
(ACC)
5A
ACC
I47(A), I48(B), I49(C)
Main Body ECU
ACC
IG
BECU
GND1
FRCY
AI3
I81
No. 15 Junction Connector
I84
No. 18 Junction Connector
BECU
EDOR
I63
Door Control Battery
IP2
P3
Front Door Courtesy Light Switch Assembly RH
W–B
IB

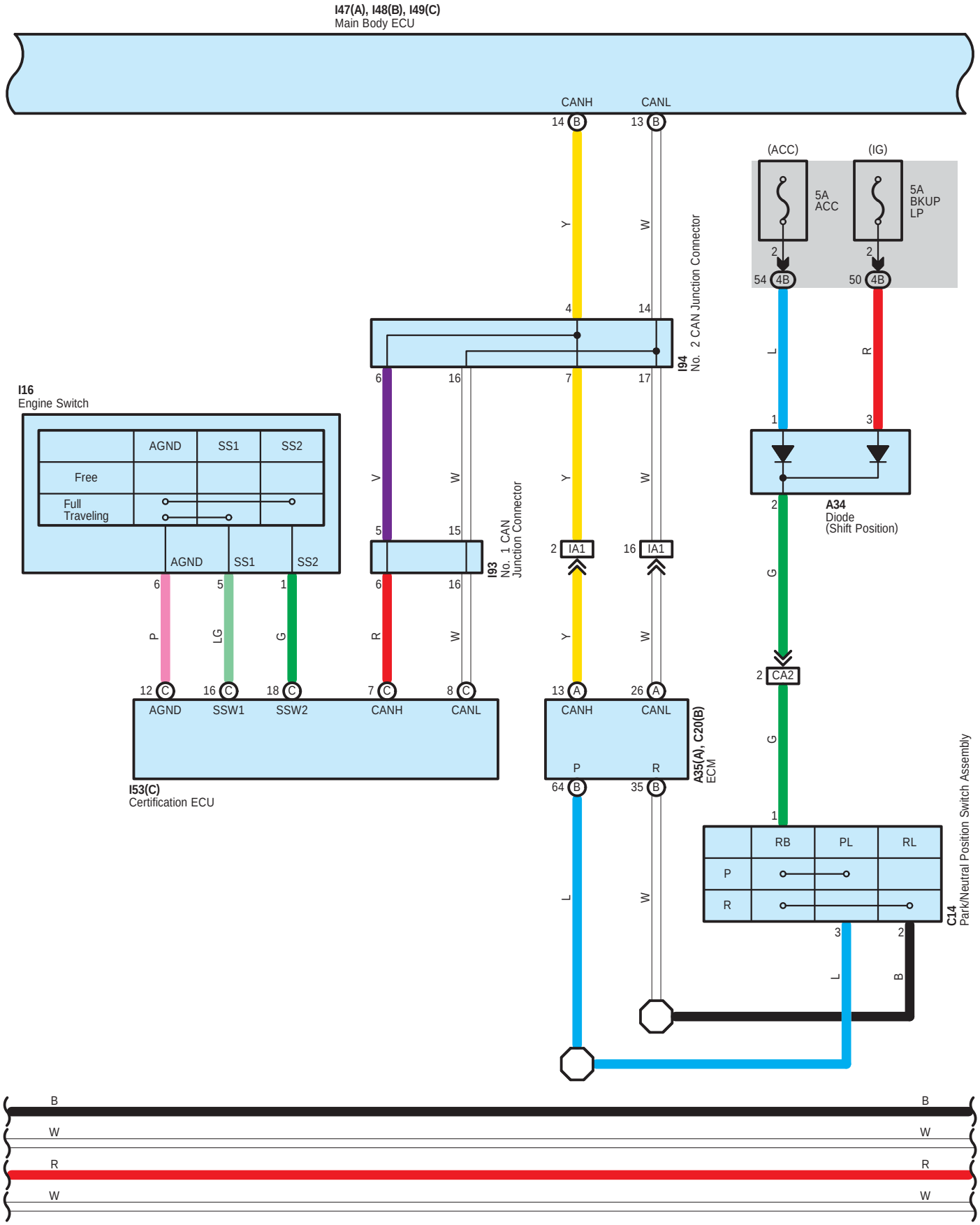
I47(A), I48(B), I49(C)
Main Body ECU
CANH
CANL
14 B
13 B
(ACC)
(IG)
5A
ACC
5A
BKUP
LP
2
54 4B
50 4B
Y
W
4
14
I94
No. 2 CAN Junction Connector
6
16
7
17
I16
Engine Switch
AGND
SS1
SS2
Free
Full
Traveling
V
W
Y
W
5
15
I93
No. 1 CAN
Junction Connector
2 IA1
16 IA1
L
R
1
3
A34
Diode
(Shift Position)
G
2 CA2
6
5
1
P
LG
G
R
W
Y
W
12 C
16 C
18 C
7 C
8 C
13 A
26 A
AGND
SSW1
SSW2
CANH
CANL
CANH
CANL
I53(C)
Certification ECU
A35(A), C20(B)
ECM
P
R
64 B
35 B
L
W
RB
PL
RL
C14
Park/Neutral Position Switch Assembly
3
B
B
W
R
W

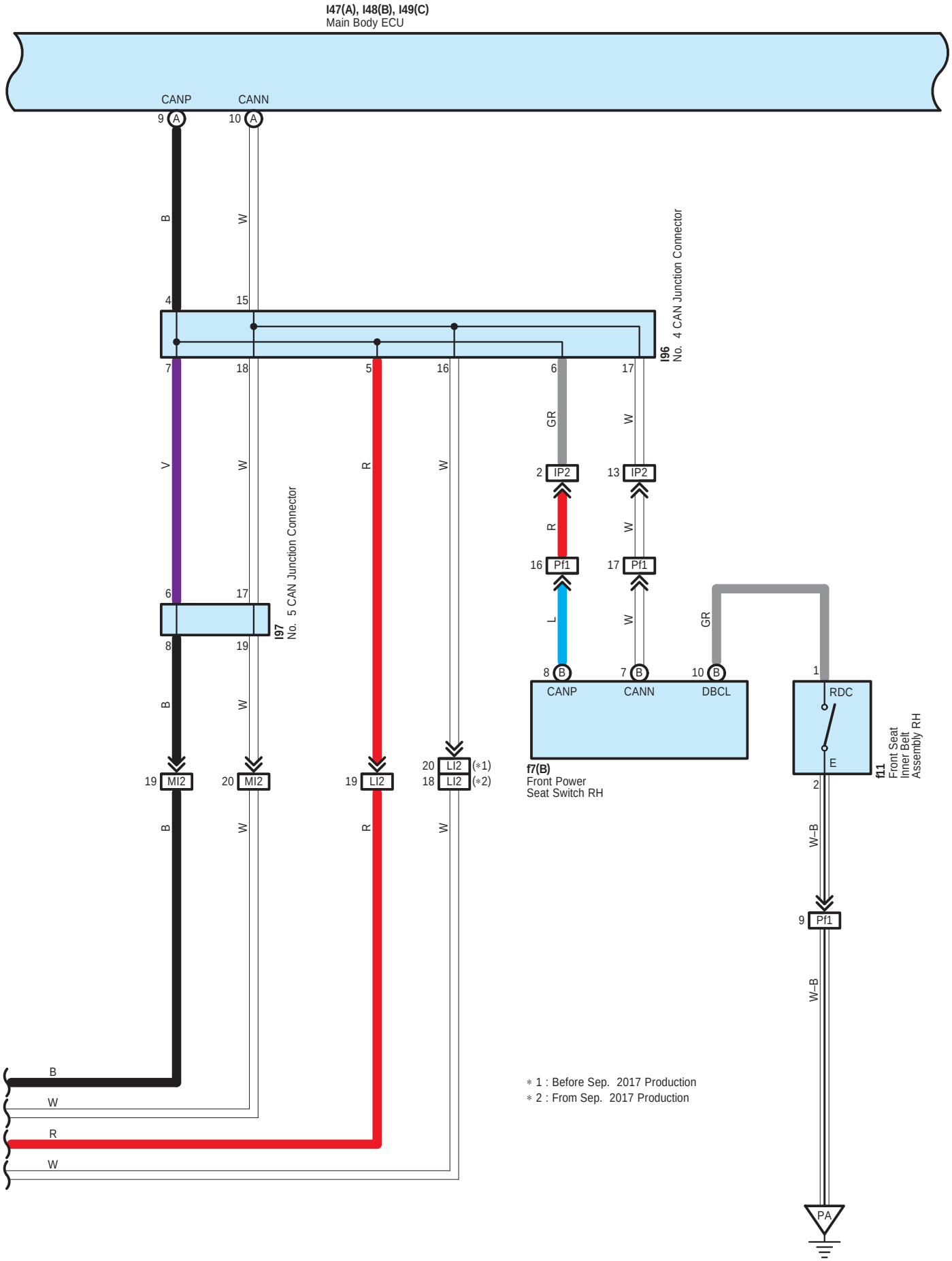
I47(A), I48(B), I49(C)
Main Body ECU
CANP
CANN
9 A
10 A
B
W
4
15
I96
No. 4 CAN Junction Connector
7
18
5
16
6
17
GR
W
V
W
R
W
2 IP2
13 IP2
R
W
16 Pf1
17 Pf1
6
17
I97
No. 5 CAN Junction Connector
8
19
L
W
GR
8 B
7 B
10 B
CANP
CANN
DBCL
1
RDC
E
f11
Front Seat
Inner Belt
Assembly RH
B
W
W
19 MI2
20 MI2
19 LI2
20 LI2 (*1)
18 LI2 (*2)
f7(B)
Front Power
Seat Switch RH
2
W–B
9 Pf1
W–B
B
W
R
W
PA
* 1 : Before Sep. 2017 Production
* 2 : From Sep. 2017 Production

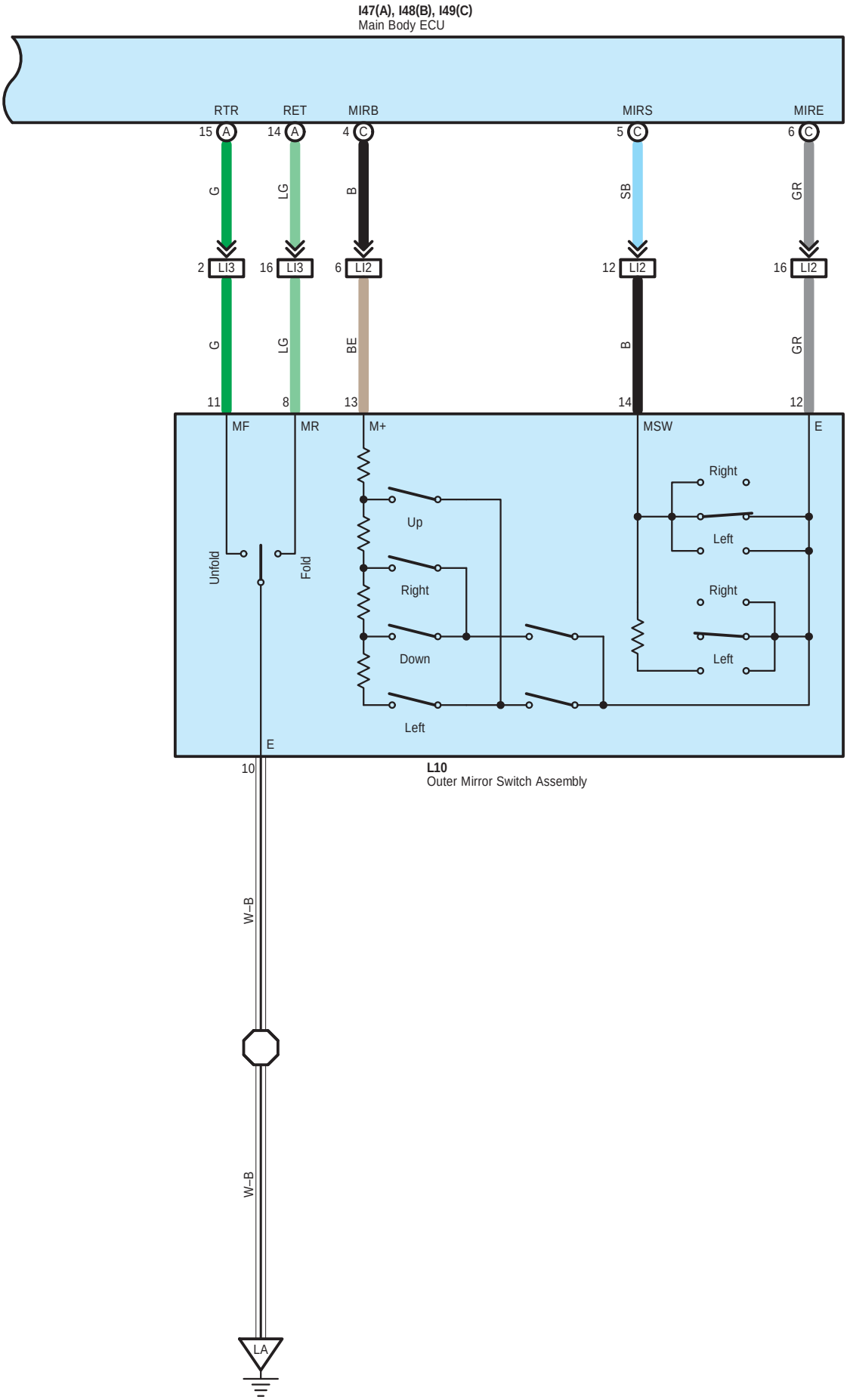
I47(A), I48(B), I49(C)
Main Body ECU
RTR
RET
MIRB
MIRS
MIRE
15 A
14 A
4 C
5 C
6 C
G
LG
B
SB
GR
2 LI3
16 LI3
6 LI2
12 LI2
16 LI2
G
LG
BE
B
GR
11
8
13
14
12
MF
MR
M+
MSW
E
Unfold
Fold
Up
Right
Down
Left
Right
Left
Right
Left
E
10
L10
Outer Mirror Switch Assembly
W–B
W–B
LA

A34
Gray

90980-11071

A35
Black

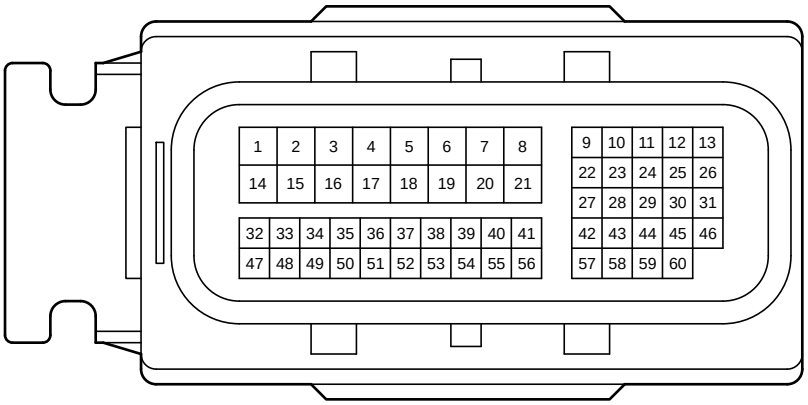

90980-12931

C14
Black

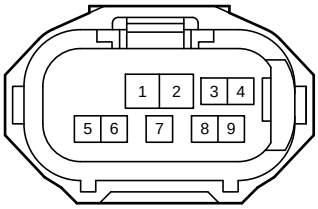

90980-12A23

C20
Black

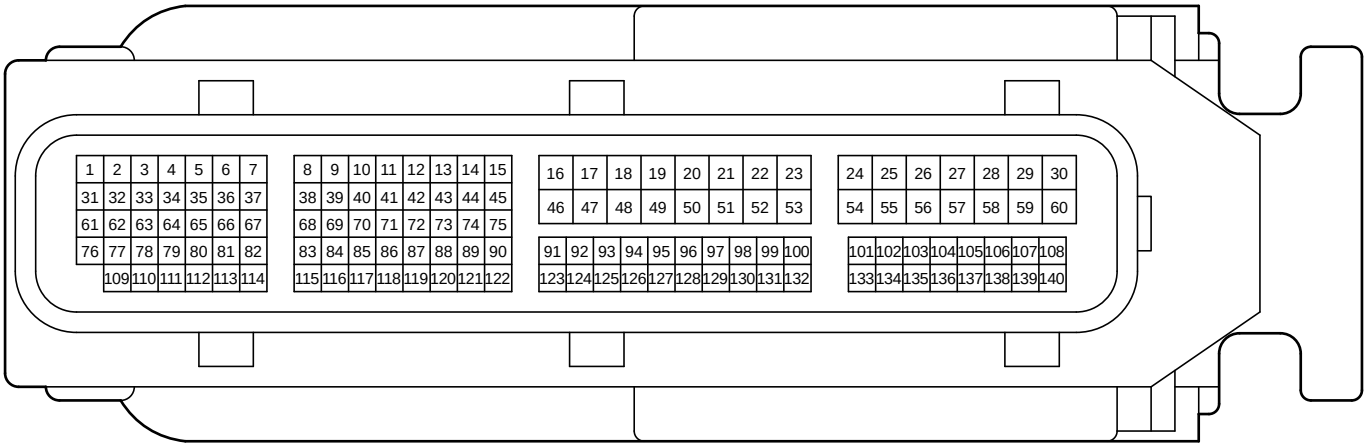

90980-12836

I16
Black

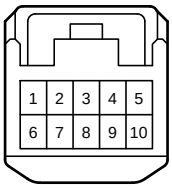

90980-12368

I47
White

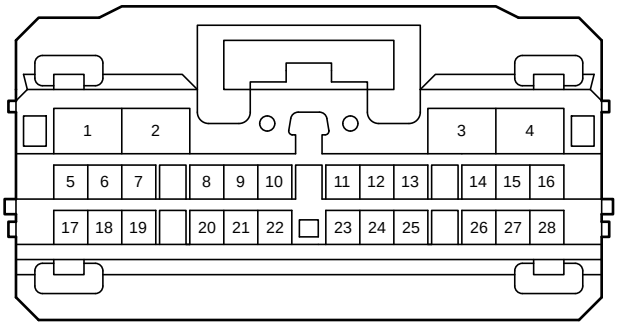

90980-12908

I48
White

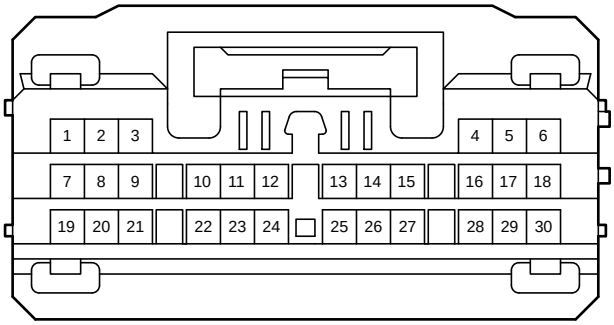

90980-12909

I49
White

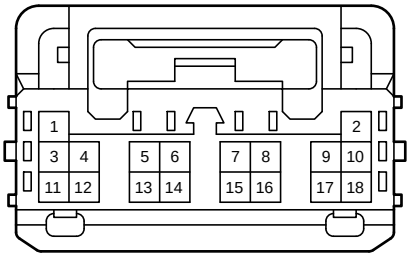

82824-33350

I53
Black

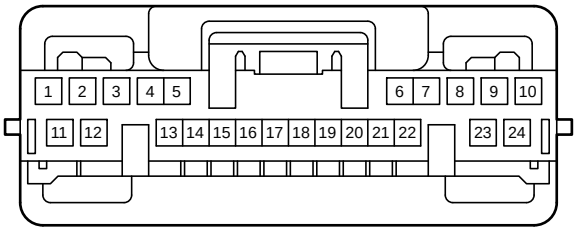

90980-12A42

I63
Gray

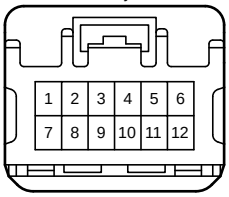

90980-12737

I72
Gray

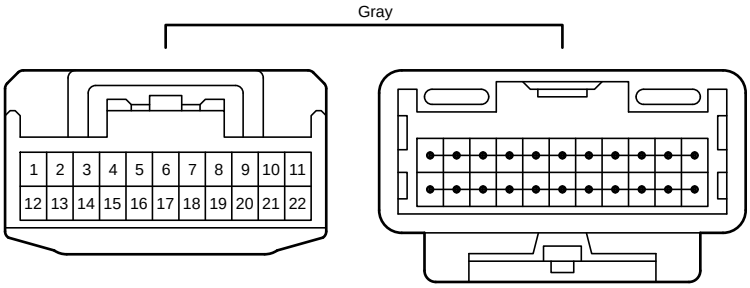

90980-12372

I73
White

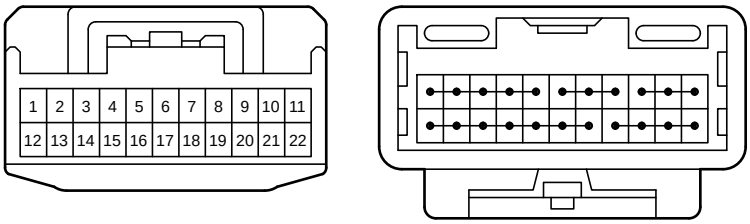

90980-12372

I81
Gray

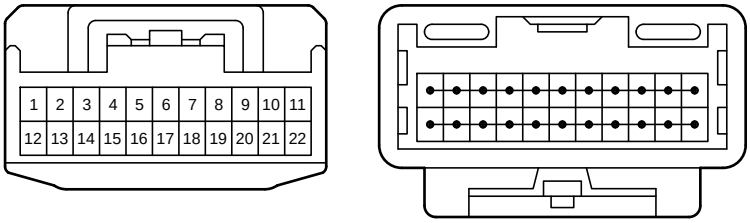

90980-12372

I84
Black

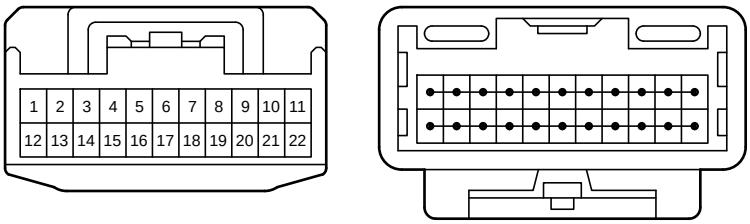

90980-12372
(LHD)

I84
Gray

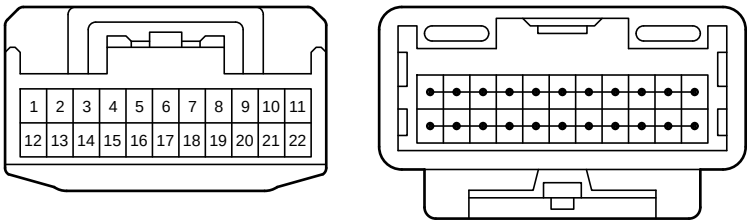

90980-12372
(RHD)

I92
White

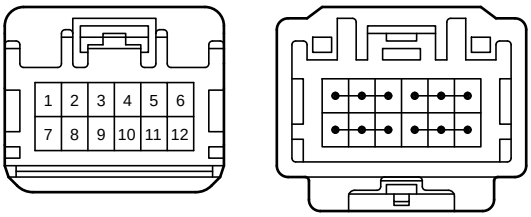

90980-12737

I93

White

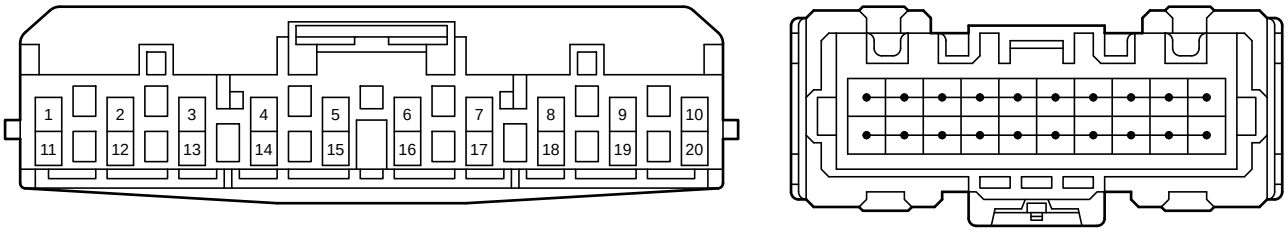

90980-12A58

I94

White

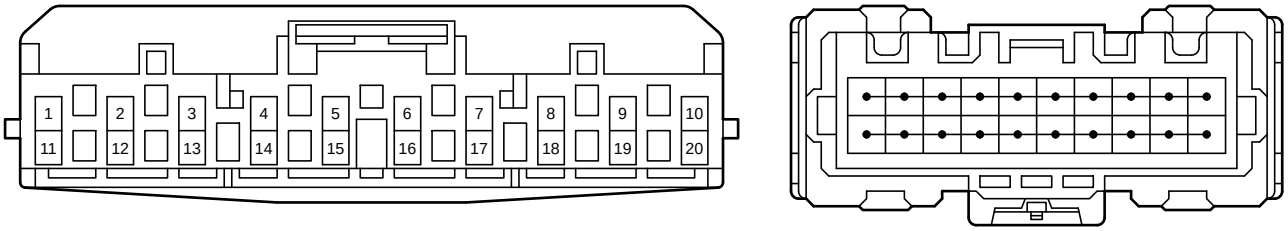

90980-12A58

I96

White

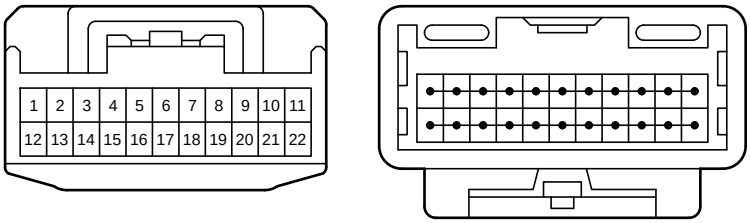

90980-12372

I97

White

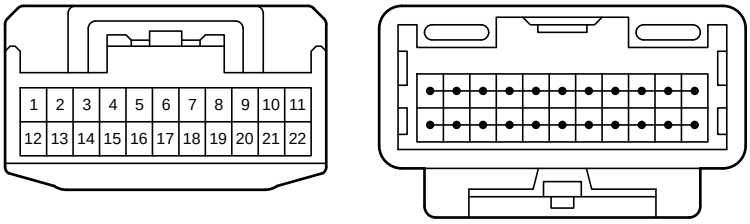

90980-12372
(w/ Clearance Warning ECU w/o Rear No.1 Clearance Warning Sonar Buzzer)

I97
Gray

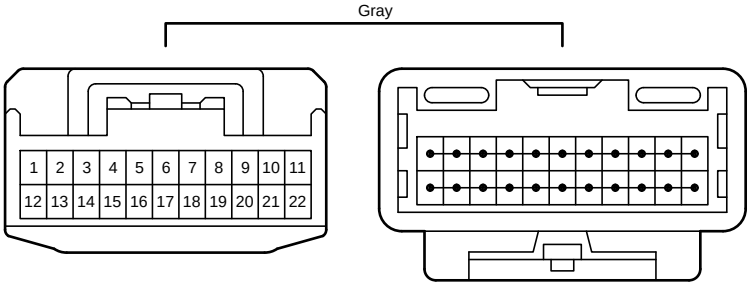

90980-12372
(w/ Clearance Warning ECU w/ Rear No.1 Clearance Warning Sonar Buzzer)

L5
White

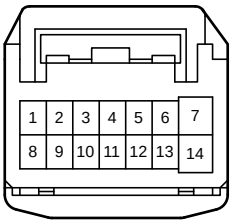

90980-12804

L8
White

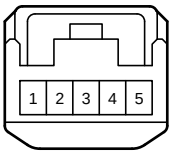

90980-12366

L10
White

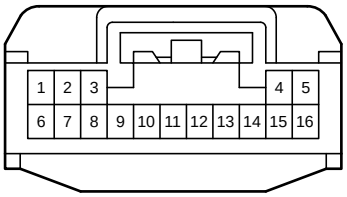

90980-12423

M5
White

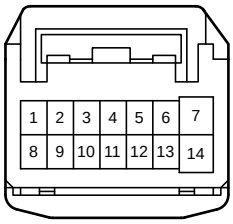

90980-12804

P3
Black

90980-10871

f7
White

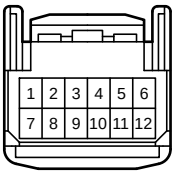

90980-12552

f11
White

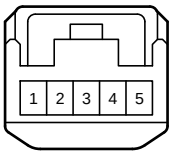

90980-12366

4B
White

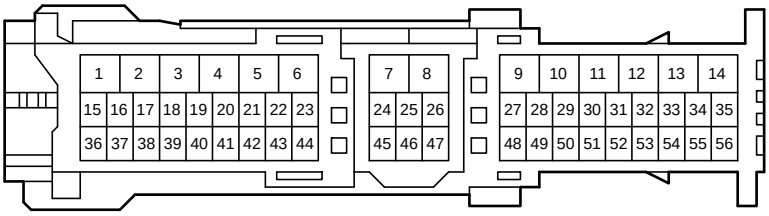

90980-12A15

4C
White

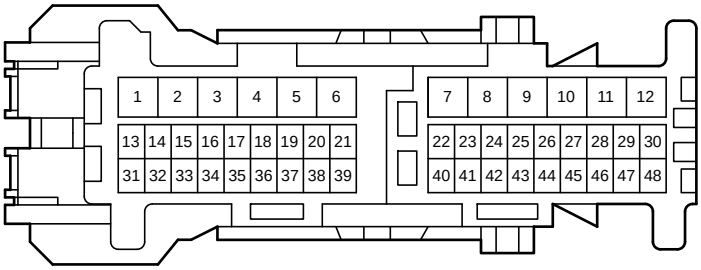

90980-12887

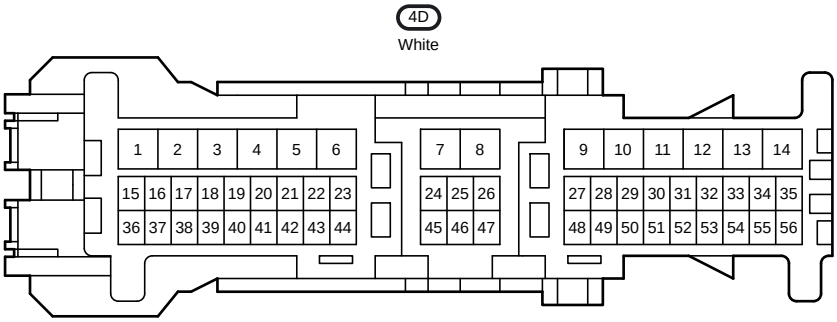

90980-12890

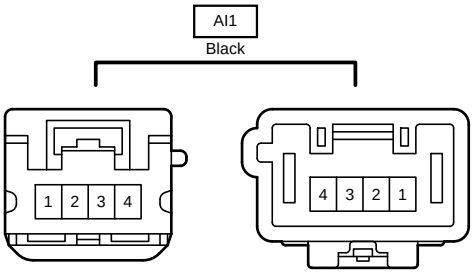

90980-12733

90980-12732

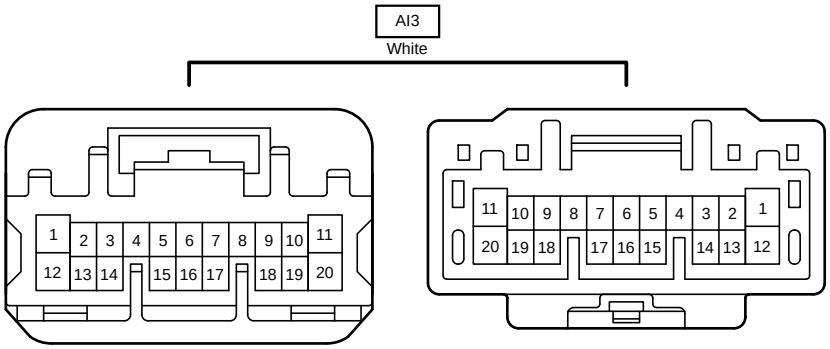

90980-12741

90980-12740

(LHD)

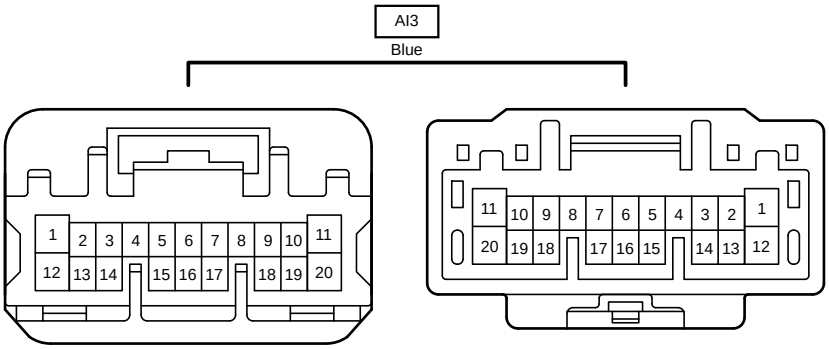

90980-12741

90980-12740

(RHD)

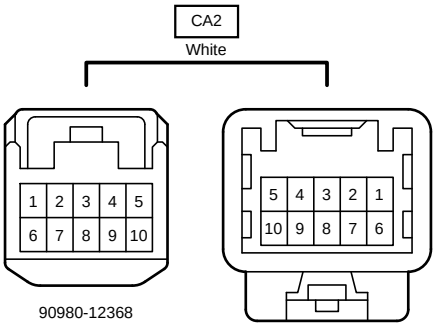

90980-12368

90980-12367

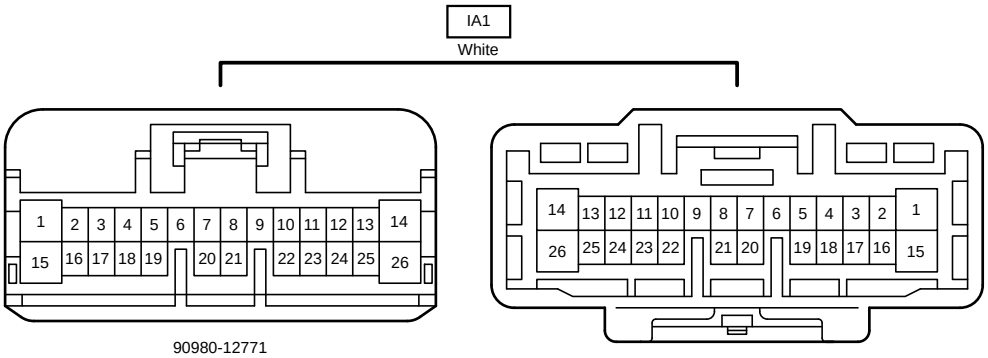

90980-12771

90980-12770

IP2
Blue

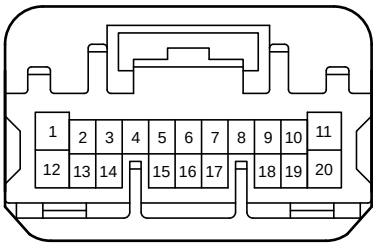

90980-12741

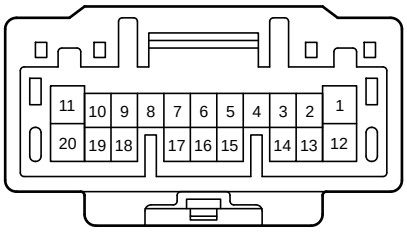

90980-12740

LI1
White

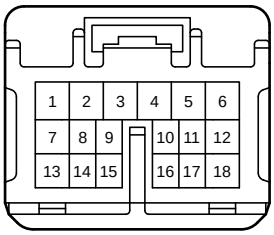

90980-12745

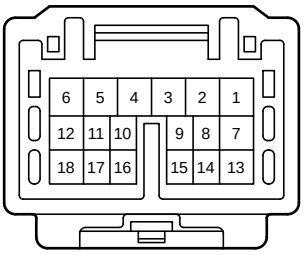

90980-12744

LI2
Gray

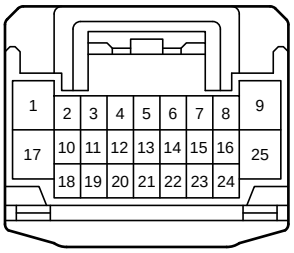

90980-12414

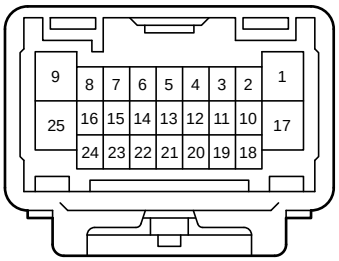

90980-12413

LI3
Black

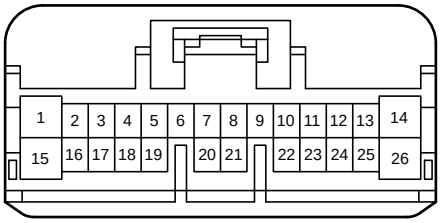

90980-12771

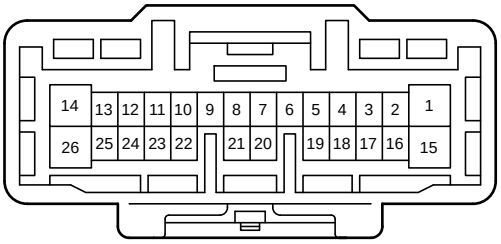

90980-12770

MI1
White

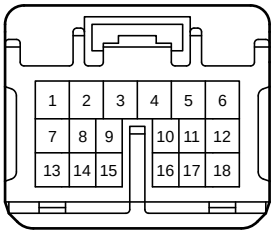

90980-12745

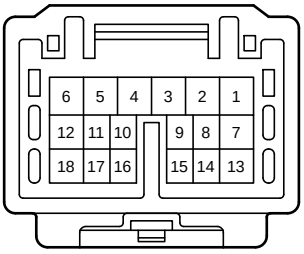

90980-12744

MI2
Gray

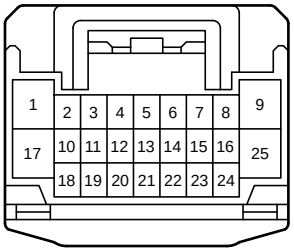

90980-12414

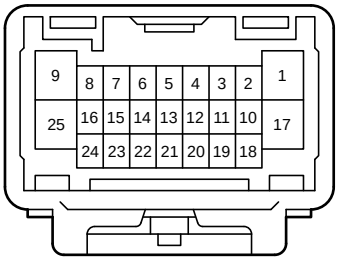

90980-12413

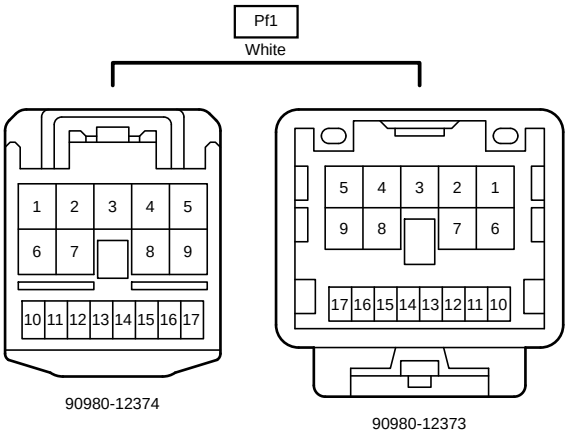
Pf1
White
1 2 3 4 5
6 7 8 9
10 11 12 13 14 15 16 17
90980-12374
5 4 3 2 1
9 8 7 6
17 16 15 14 13 12 11 10
90980-12373