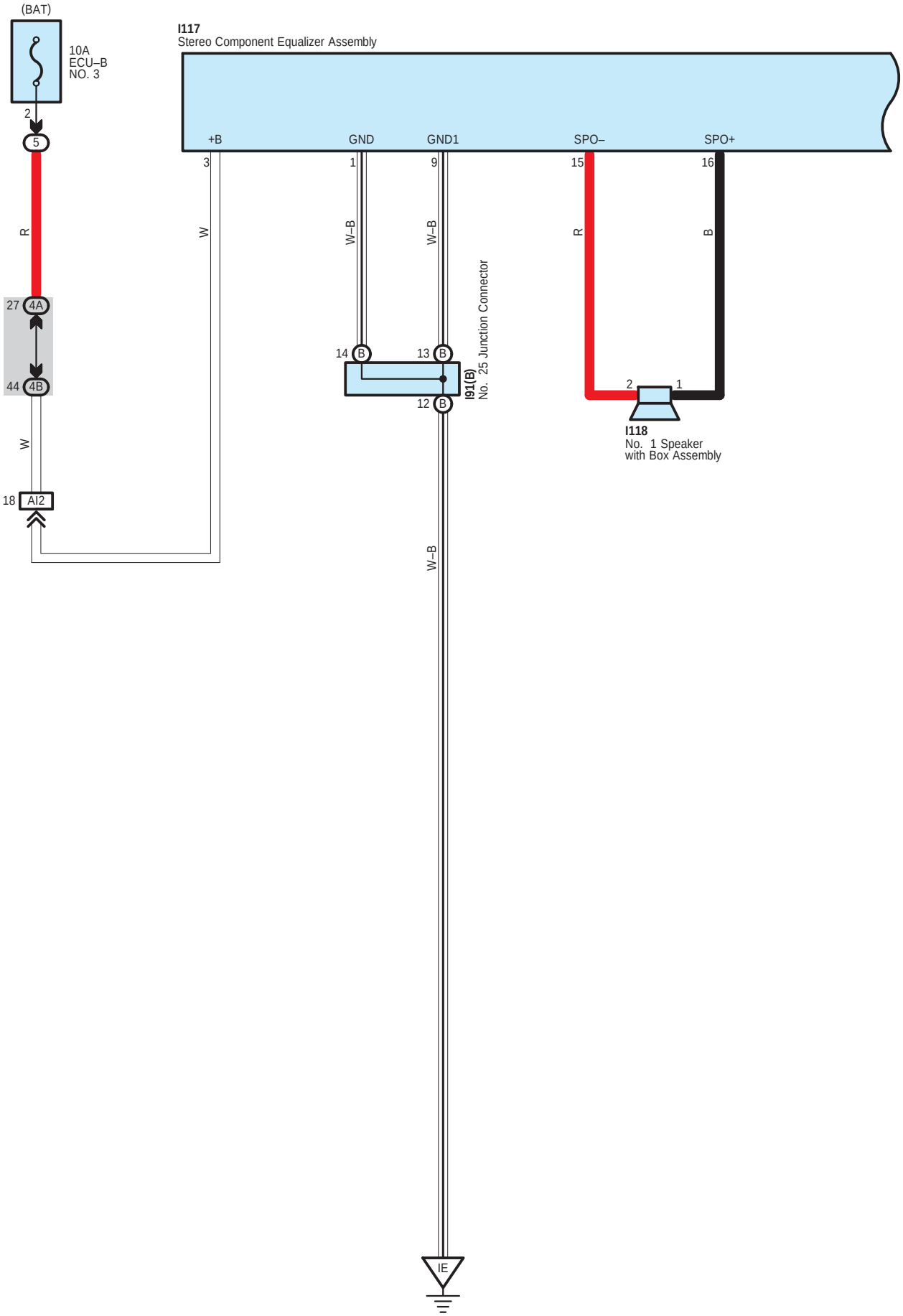
(BAT)
10A
ECU–B
NO. 3
2
5
R
27
4A
44
4B
W
18
AI2
I117
Stereo Component Equalizer Assembly
+B
GND
GND1
SPO–
SPO+
3
1
9
15
16
W
W–B
W–B
R
B
14
B
13
B
12
B
I91(B)
No. 25 Junction Connector
2
1
I118
No. 1 Speaker
with Box Assembly
W–B
IE

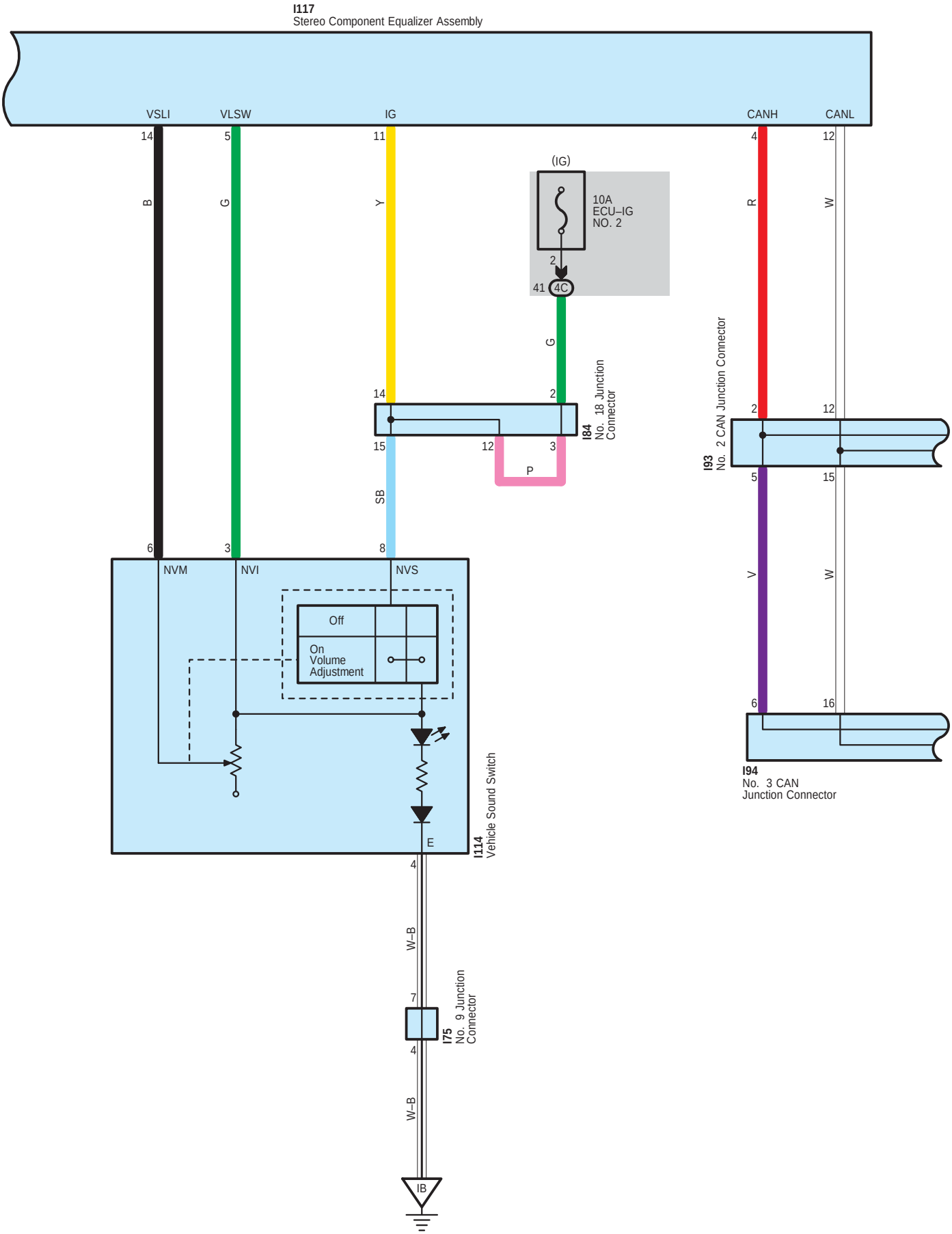
I117
Stereo Component Equalizer Assembly
VSLI
VLSW
IG
CANH
CANL
14
5
11
4
12
B
G
Y
R
W
(IG)
10A
ECU–IG
NO. 2
2
41
4C
G
14
2
15
12
3
P
I84
No. 18 Junction
Connector
SB
6
3
8
NVM
NVI
NVS
Off
On
Volume
Adjustment
E
I114
Vehicle Sound Switch
4
W–B
7
4
I75
No. 9 Junction
Connector
W–B
IB
I93
No. 2 CAN Junction Connector
2
12
5
15
V
W
6
16
I94
No. 3 CAN
Junction Connector

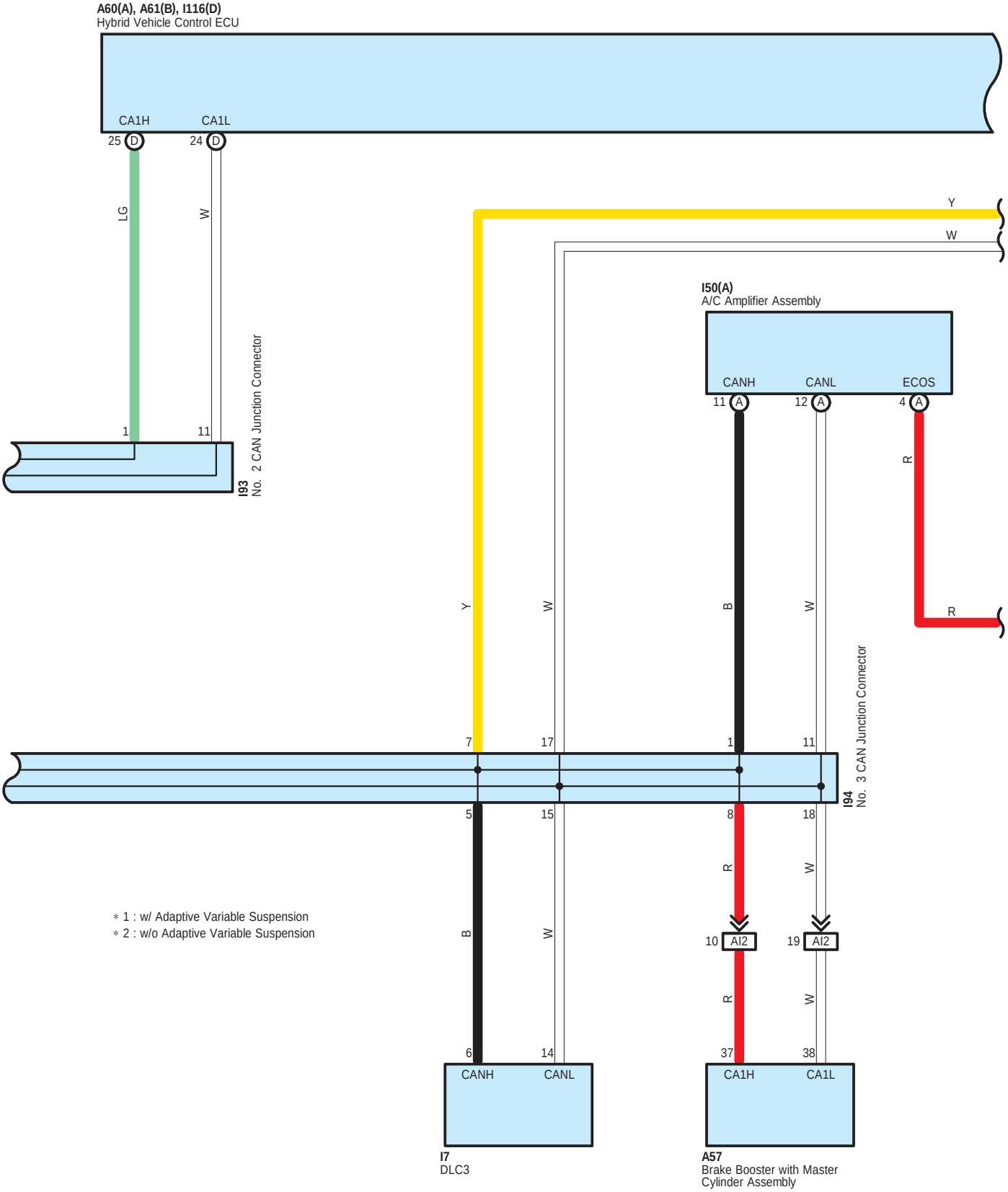
A60(A), A61(B), I116(D)
Hybrid Vehicle Control ECU
CA1H
CA1L
25 D
24 D
LG
W
1
11
I93
No. 2 CAN Junction Connector
Y
W
I50(A)
A/C Amplifier Assembly
CANH
CANL
ECOS
11 A
12 A
4 A
R
R
Y
W
B
W
7
17
1
11
I94
No. 3 CAN Junction Connector
5
15
8
18
R
W
10 AI2
19 AI2
B
W
R
W
6
14
37
38
CANH
CANL
CA1H
CA1L
I7
DLC3
A57
Brake Booster with Master Cylinder Assembly
* 1 : w/ Adaptive Variable Suspension
* 2 : w/o Adaptive Variable Suspension

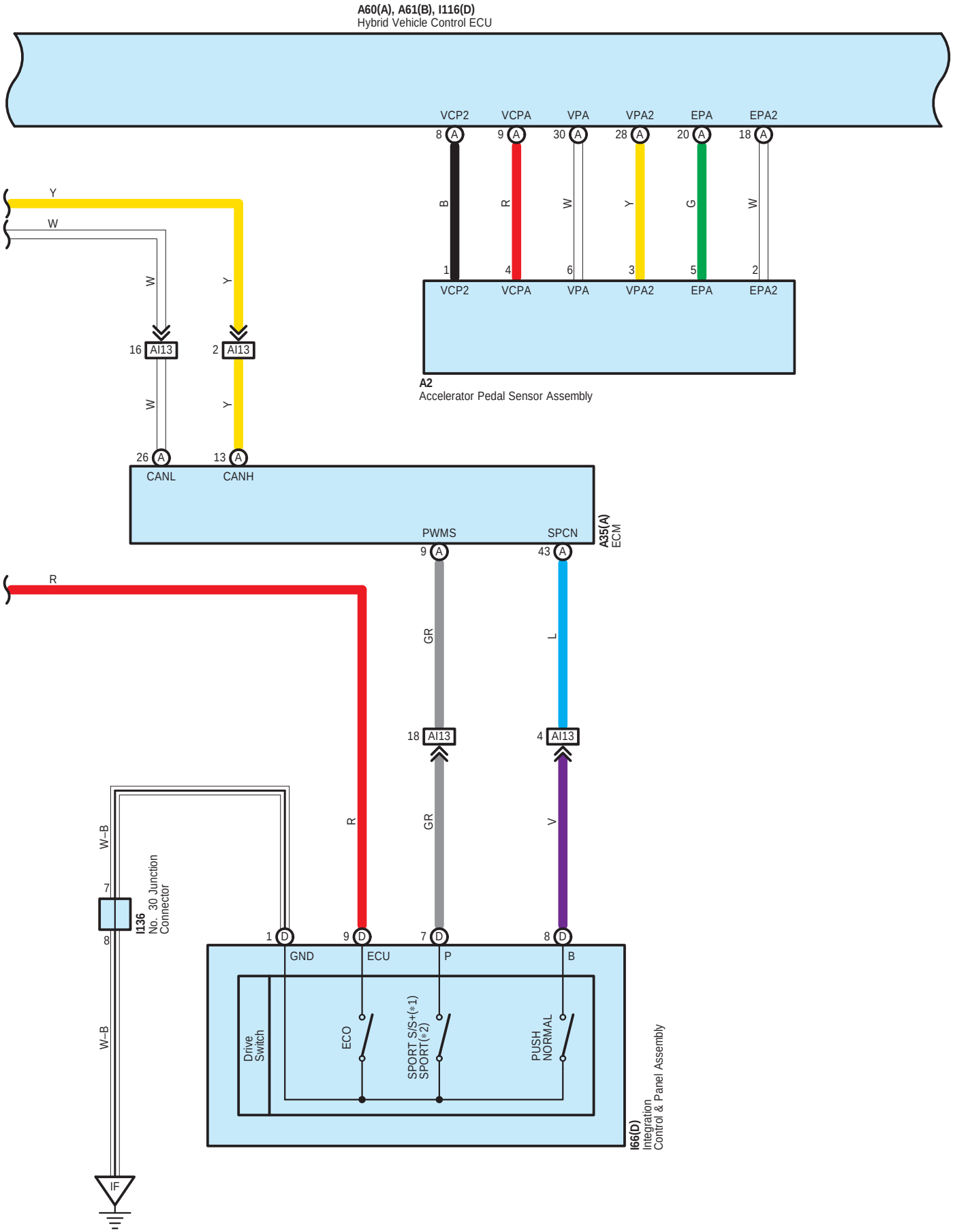
A60(A), A61(B), I116(D)
Hybrid Vehicle Control ECU
VCP2
VCPA
VPA
VPA2
EPA
EPA2
8 A
9 A
30 A
28 A
20 A
18 A
B
R
W
Y
G
W
1
4
6
3
5
2
VCP2
VCPA
VPA
VPA2
EPA
EPA2
A2
Accelerator Pedal Sensor Assembly
Y
W
W
Y
16 AI13
2 AI13
W
Y
26 A
13 A
CANL
CANH
PWMS
SPCN
9 A
43 A
A35(A)
ECM
R
GR
L
18 AI13
4 AI13
R
GR
V
W–B
7
8
I136
No. 30 Junction
Connector
W–B
1 D
9 D
7 D
8 D
GND
ECU
P
B
Drive
Switch
ECO
SPORT S/S+(*1)
SPORT(*2)
PUSH
NORMAL
I66(D)
Integration
Control & Panel Assembly
IF

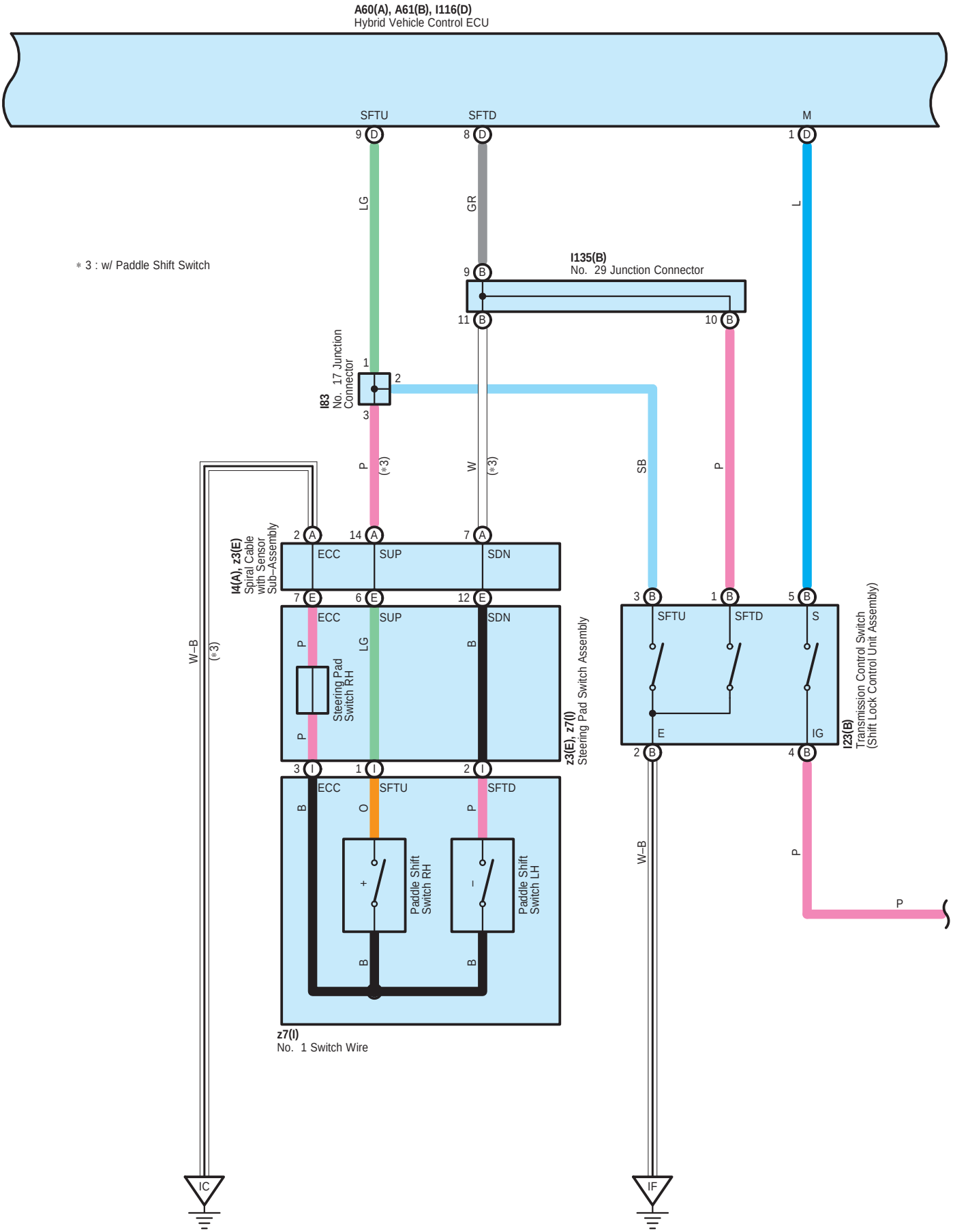
A60(A), A61(B), I116(D)
Hybrid Vehicle Control ECU
SFTU
SFTD
M
9 D
8 D
1 D
LG
GR
L
∗ 3 : w/ Paddle Shift Switch
I135(B)
No. 29 Junction Connector
9 B
11 B
10 B
I83
No. 17 Junction Connector
1
2
3
P
(∗3)
W
(∗3)
SB
P
I4(A), z3(E)
Spiral Cable with Sensor Sub-Assembly
2 A
14 A
7 A
ECC
SUP
SDN
7 E
6 E
12 E
ECC
SUP
SDN
P
LG
B
Steering Pad Switch RH
P
z3(E), z7(I)
Steering Pad Switch Assembly
3 B
1 B
5 B
SFTU
SFTD
S
E
IG
2 B
4 B
I23(B)
Transmission Control Switch (Shift Lock Control Unit Assembly)
W–B
(∗3)
3 I
1 I
2 I
ECC
SFTU
SFTD
B
O
P
+
Paddle Shift Switch RH
–
Paddle Shift Switch LH
B
B
W–B
P
P
z7(I)
No. 1 Switch Wire
IC
IF

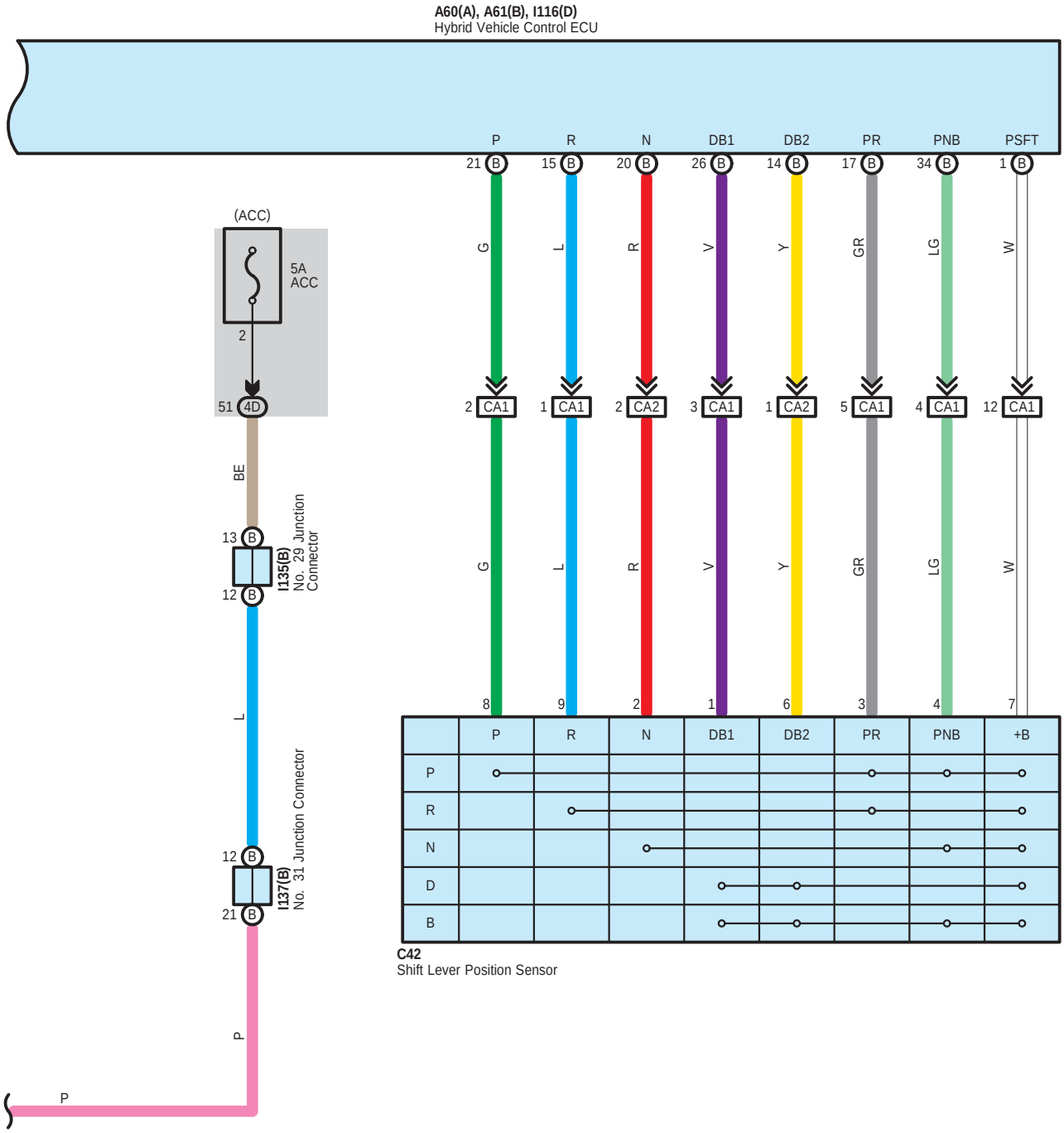
A60(A), A61(B), I116(D)
Hybrid Vehicle Control ECU
P
R
N
DB1
DB2
PR
PNB
PSFT
21 B
15 B
20 B
26 B
14 B
17 B
34 B
1 B
G
L
R
V
Y
GR
LG
W
(ACC)
5A
ACC
2
51 4D
2 CA1
1 CA1
2 CA2
3 CA1
1 CA2
5 CA1
4 CA1
12 CA1
BE
13 B
12 B
I135(B)
No. 29 Junction Connector
8
9
2
1
6
3
4
7
L
12 B
21 B
I137(B)
No. 31 Junction Connector
P
P
+B
D
B
C42
Shift Lever Position Sensor

A2
Black



90980-12831

A35
Black

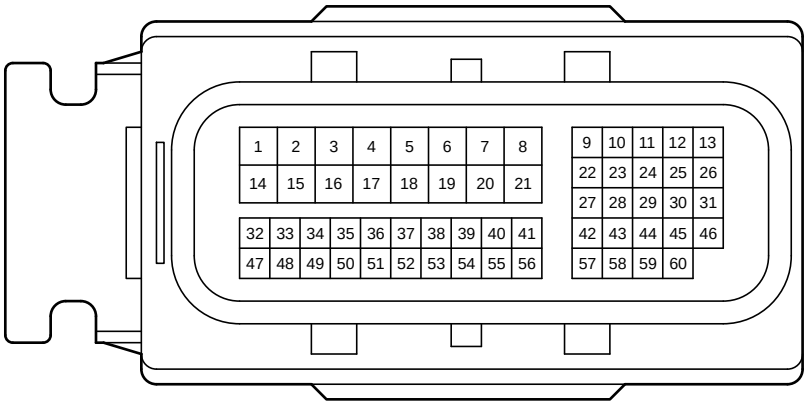

90980-12931

A57
Black

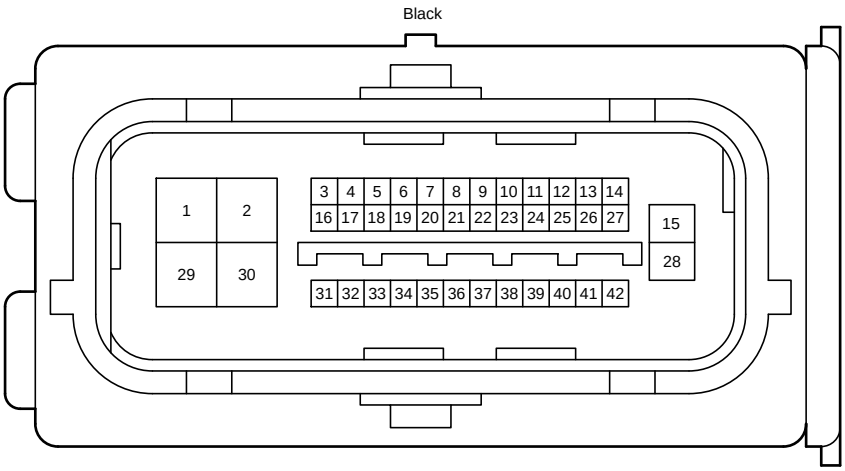

90980-12828

A60
Gray

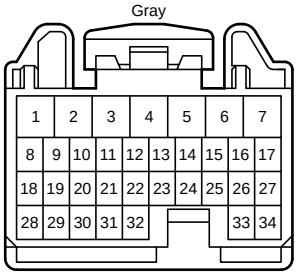

90980-12430

A61
Gray

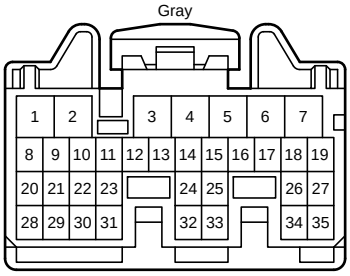

90980-12428

C42
Black

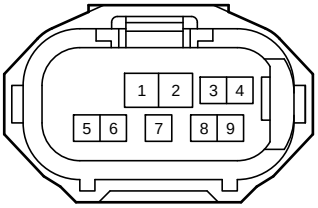

90980-12A23

I4
Black

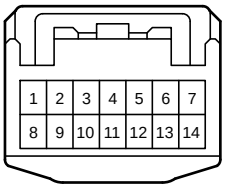

90980-12370

I7
White

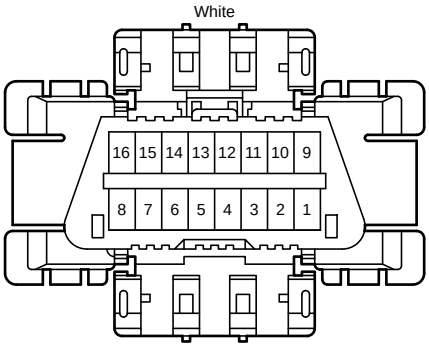

90980-11978

I23
White

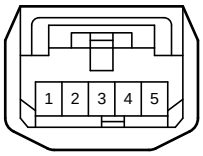

90980-12954

I50
White

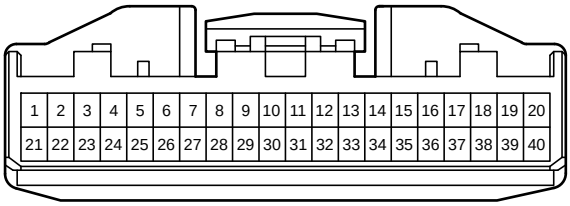

90980-12557

I66
Black

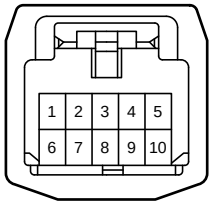

82824-78040

I75
Gray

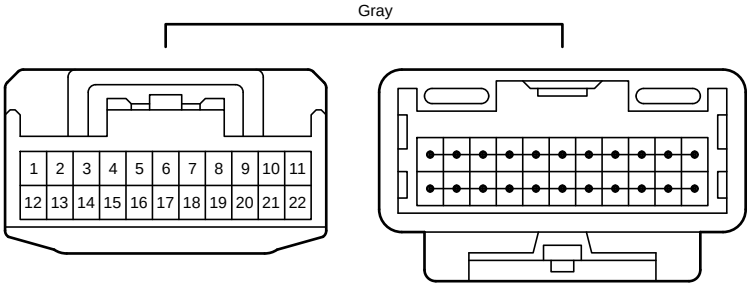

90980-12372
(LHD Before Sep. 2017 Production)

I75
White

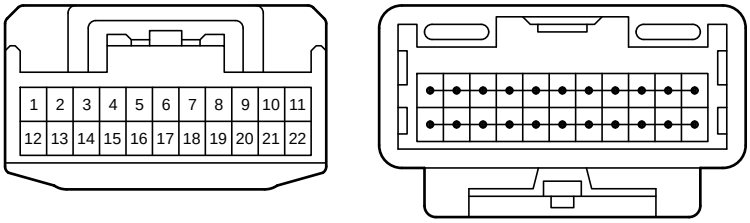

90980-12372
(LHD From Sep. 2017 Production)

I75

Blue

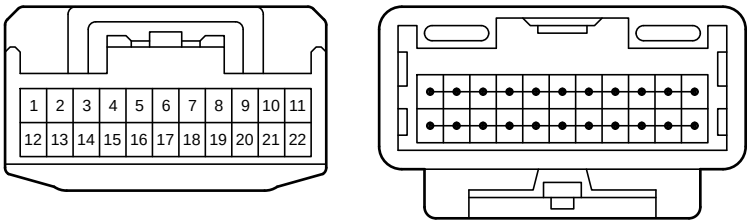

90980-12372
(RHD)

I83

Black

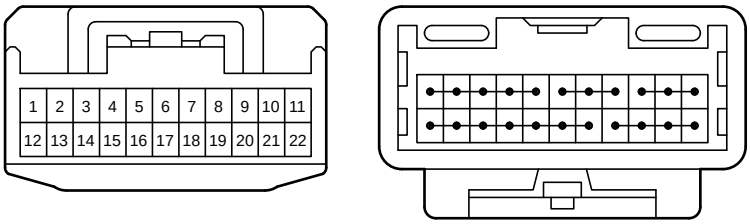

90980-12372
(LHD)

I83

White

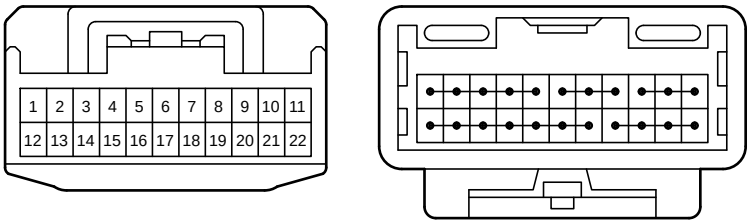

90980-12372
(RHD)

I84

Black

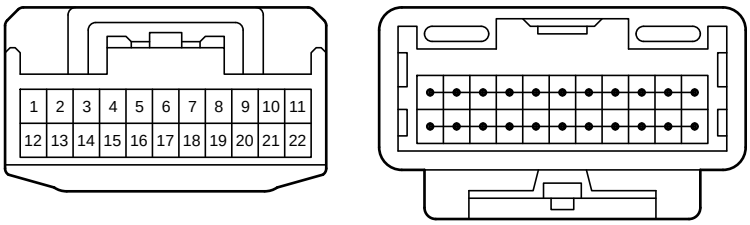

90980-12372
(LHD)

I84

Gray

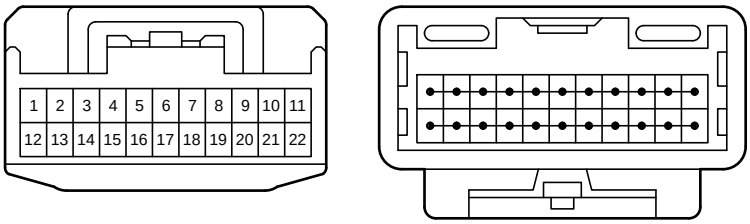

90980-12372
(RHD)

I91

Gray

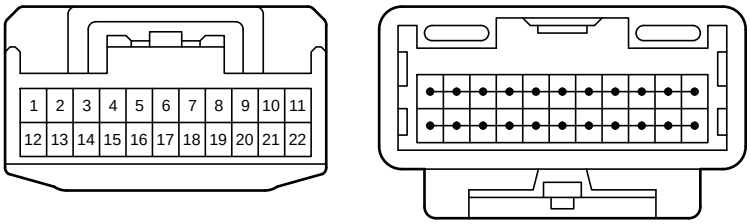

90980-12372
(LHD)

I91

Black

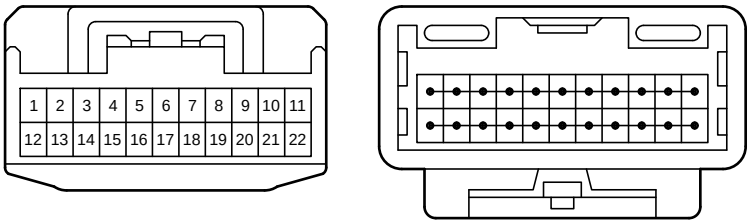

90980-12372
(RHD)

I93

White

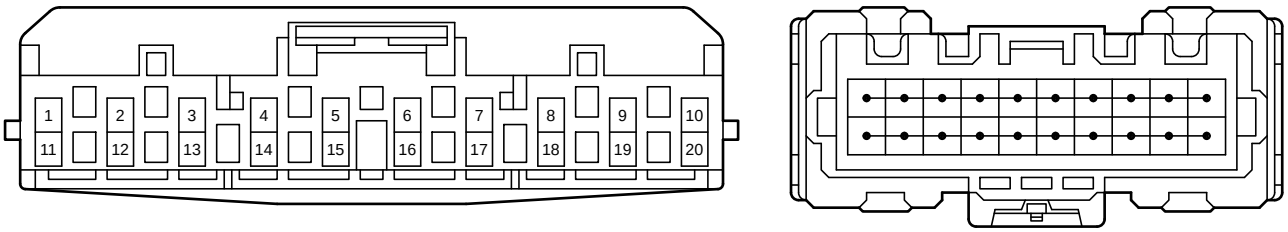

90980-12A58

I94
White

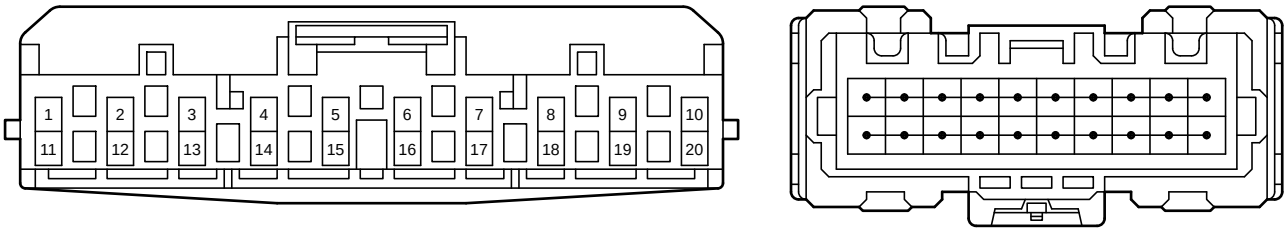

90980-12A58

I114
Black

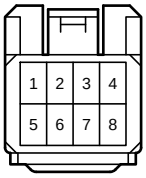

90980-12113

I116
Gray

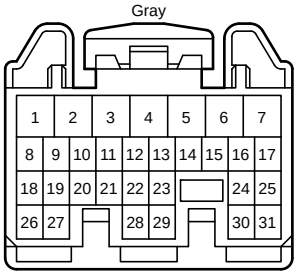

90980-12431

I117
White



90980-12553

I118
White

90980-10935

I135
Gray

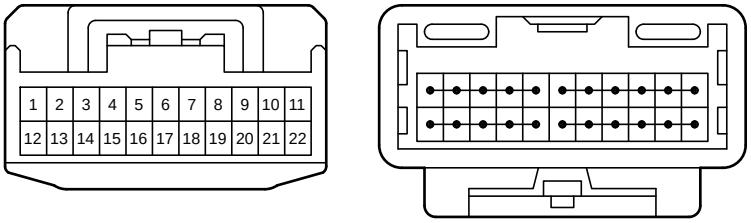

90980-12372

I136
Gray

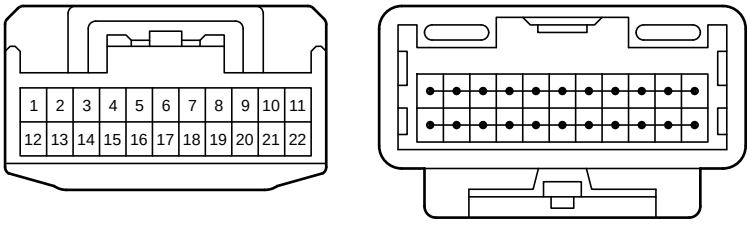

90980-12372

I137
White

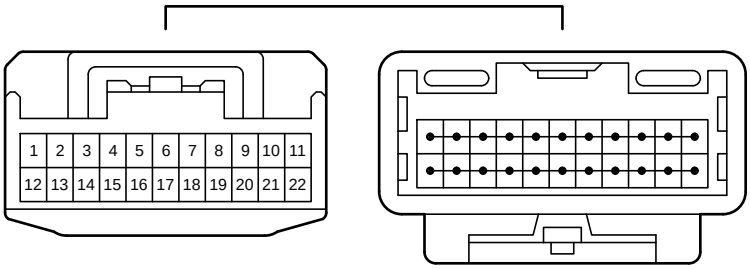

90980-12372

z3
Black

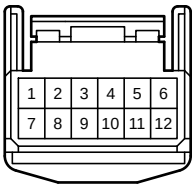

90980-12559

z7
White

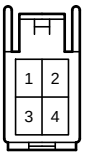

90980-12211

4A
White

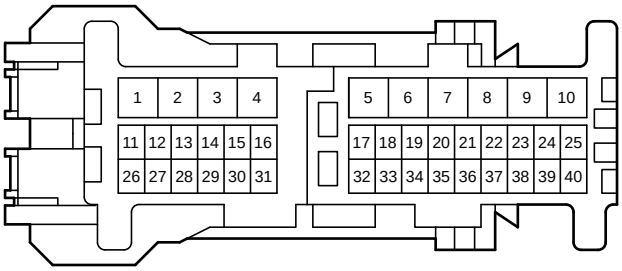

90980-12884

4B
White

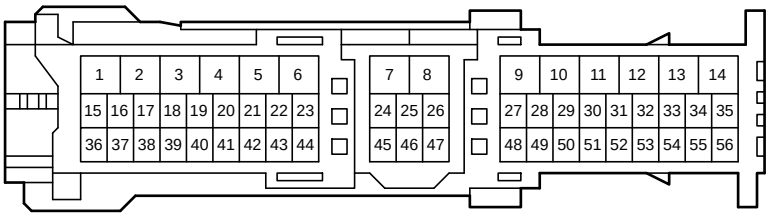

90980-12A15

4C
White

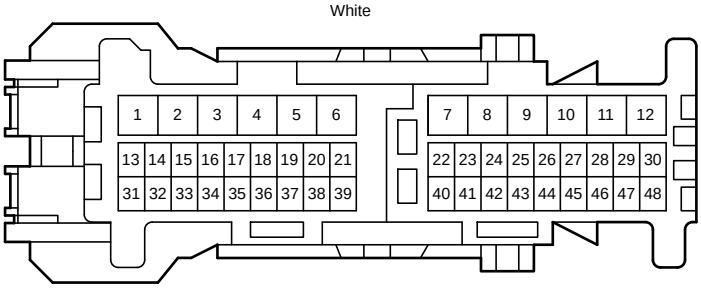

90980-12887

4D
White

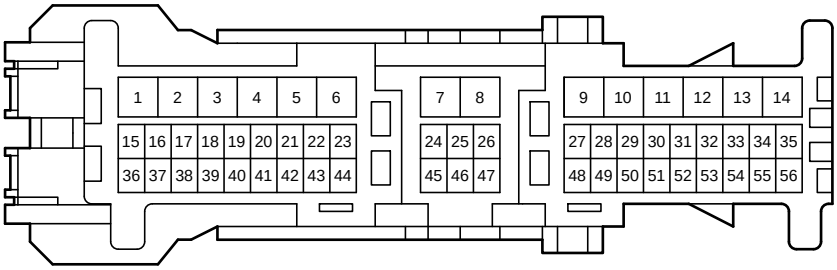

90980-12890

AI2
Black

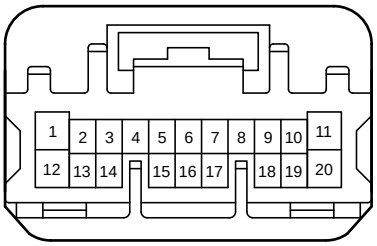

90980-12741

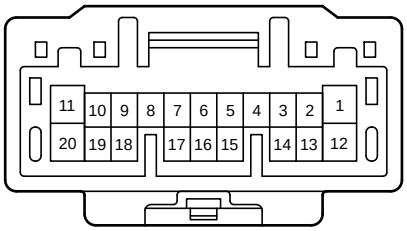

90980-12740

(LHD)

AI2
Blue

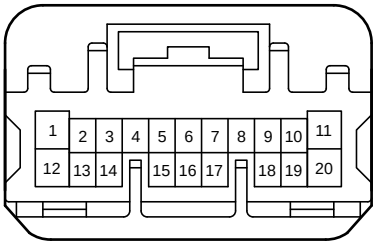

90980-12741

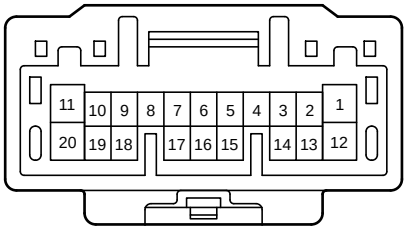

90980-12740

(RHD)

AI13
White

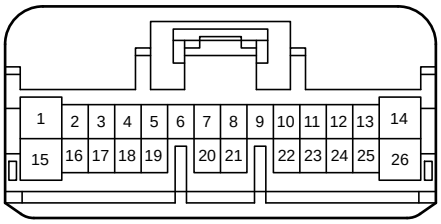

90980-12771

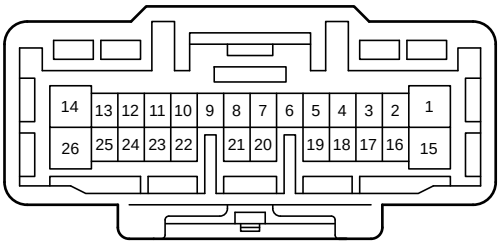

90980-12770

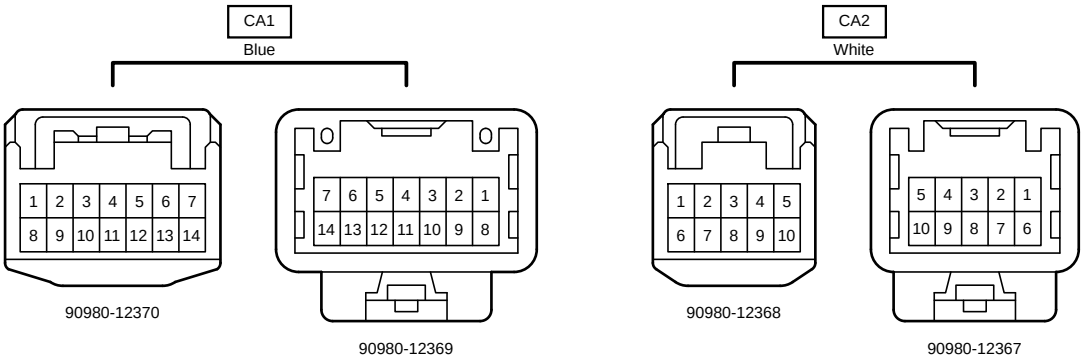
CA1
Blue
1 2 3 4 5 6 7
8 9 10 11 12 13 14
90980-12370
7 6 5 4 3 2 1
14 13 12 11 10 9 8
90980-12369
CA2
White
1 2 3 4 5
6 7 8 9 10
90980-12368
5 4 3 2 1
10 9 8 7 6
90980-12367