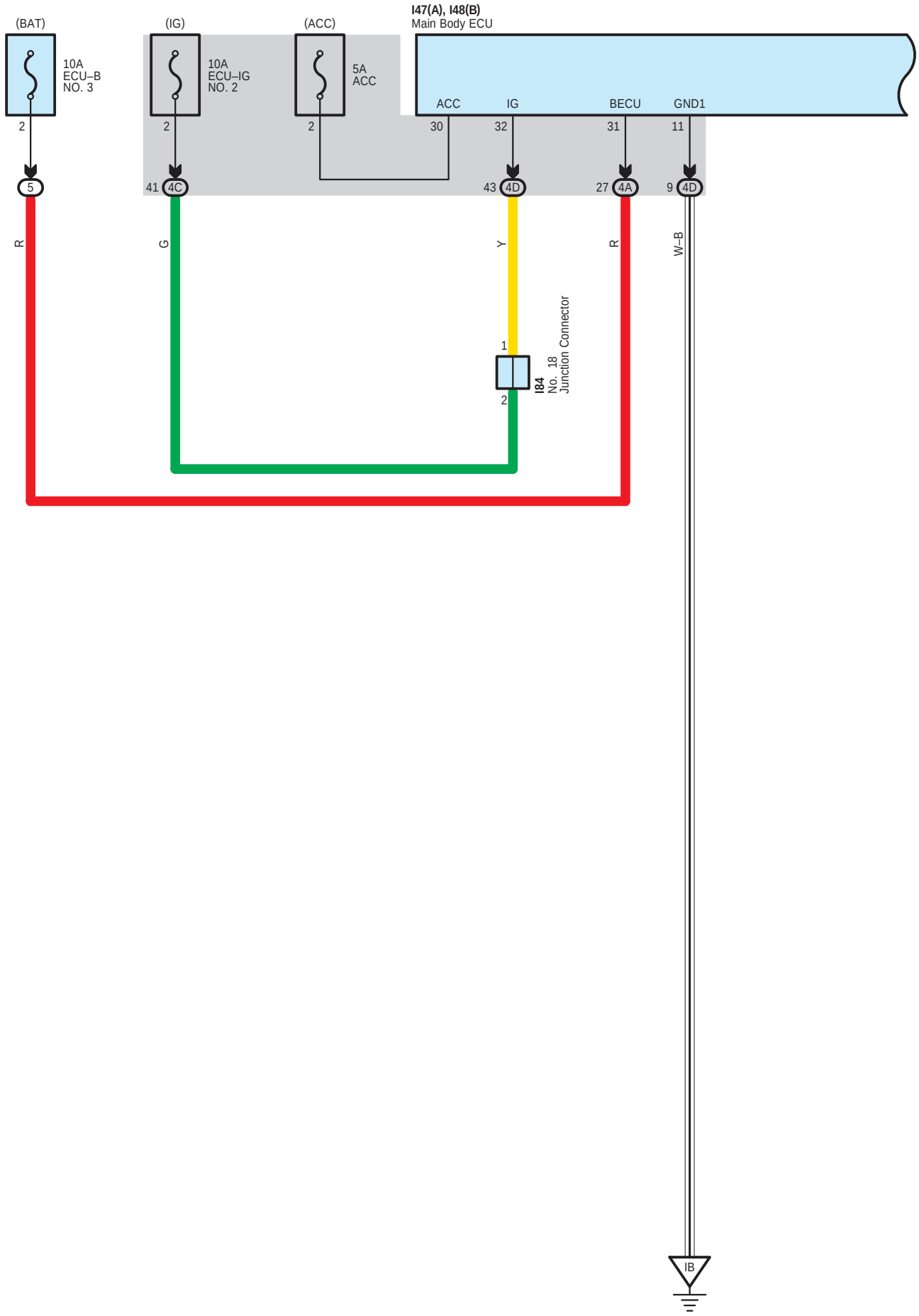
(BAT)
10A
ECU–B
NO. 3
(IG)
10A
ECU–IG
NO. 2
(ACC)
5A
ACC
I47(A), I48(B)
Main Body ECU
ACC
IG
BECU
GND1
2
2
2
30
32
31
11
5
41 4C
43 4D
27 4A
9 4D
R
G
Y
R
W–B
1
2
I84
No. 18
Junction Connector
IB

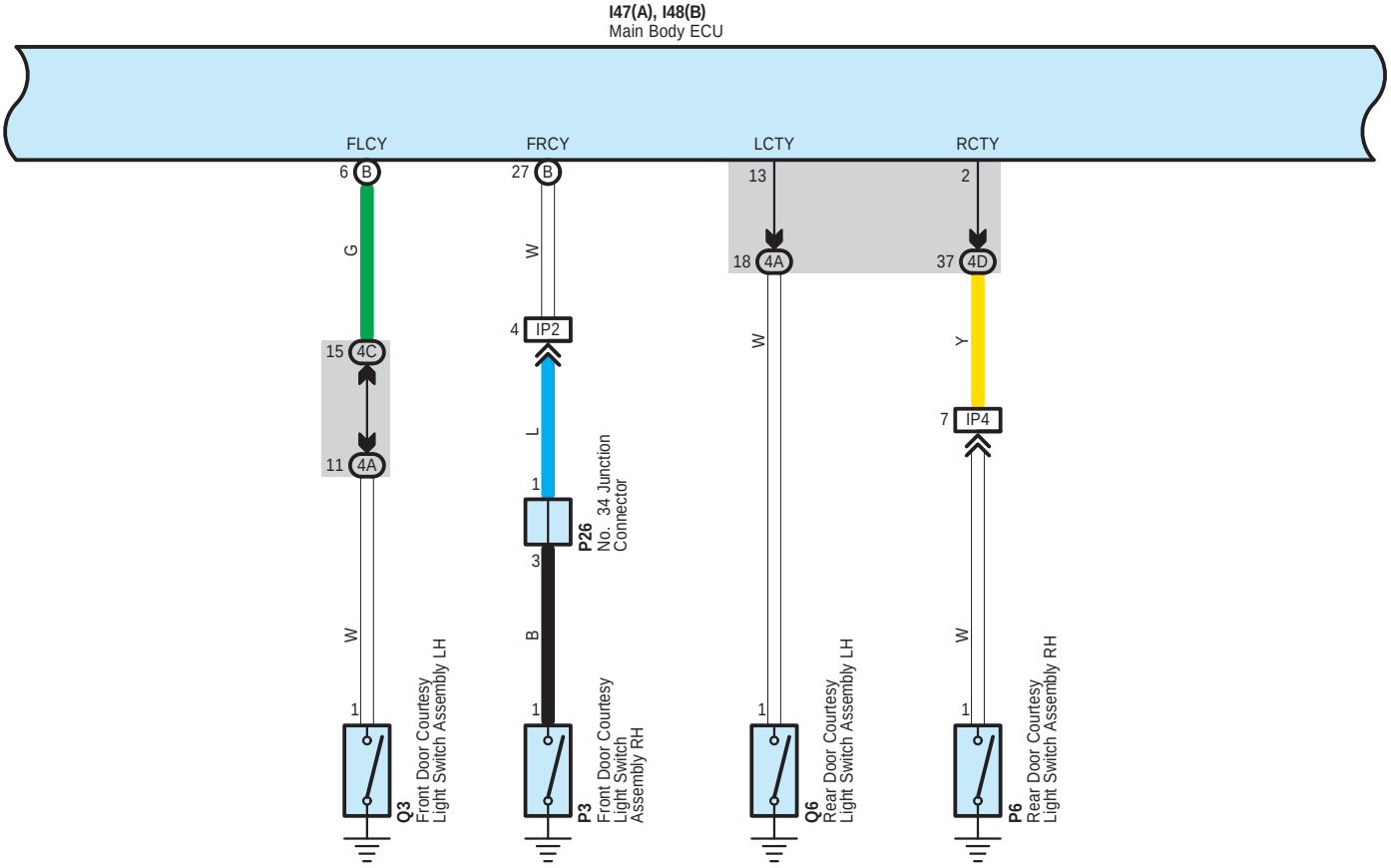
I47(A), I48(B)
Main Body ECU
FLCY
FRCY
LCTY
RCTY
6 B
27 B
13
2
G
W
18 4A
37 4D
4 IP2
15 4C
W
Y
L
7 IP4
11 4A
1
P26
No. 34 Junction Connector
3
W
B
W
1
1
1
1
Q3
Front Door Courtesy Light Switch Assembly LH
P3
Front Door Courtesy Light Switch Assembly RH
Q6
Rear Door Courtesy Light Switch Assembly LH
P6
Rear Door Courtesy Light Switch Assembly RH

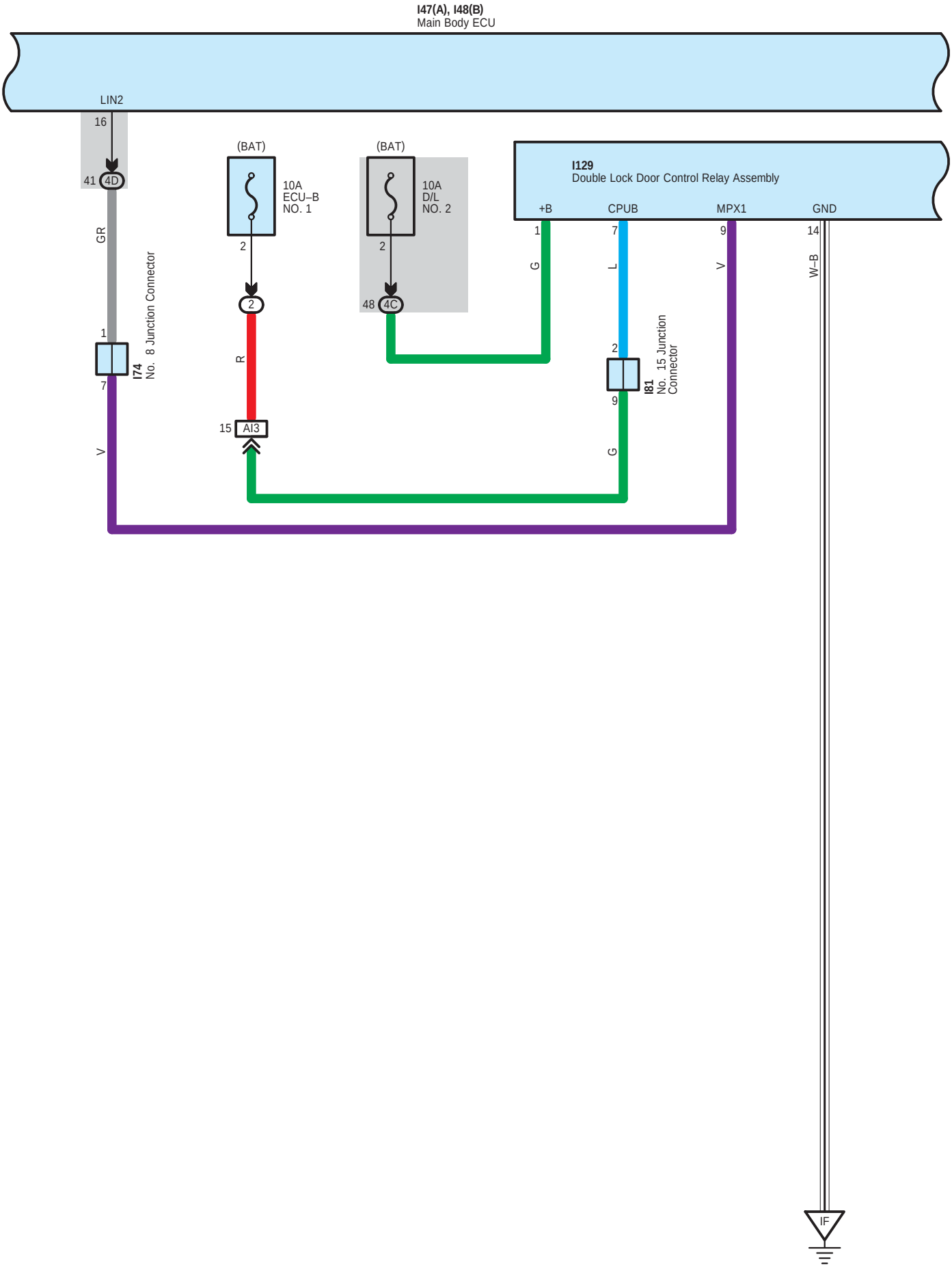
I47(A), I48(B)
Main Body ECU
LIN2
16
41
4D
GR
1
7
I74
No. 8 Junction Connector
V
(BAT)
10A
ECU–B
NO. 1
2
2
R
15
AI3
(BAT)
10A
D/L
NO. 2
2
48
4C
I129
Double Lock Door Control Relay Assembly
+B
CPUB
MPX1
GND
1
7
9
14
G
L
V
W–B
2
9
I81
No. 15 Junction
Connector
G
IF

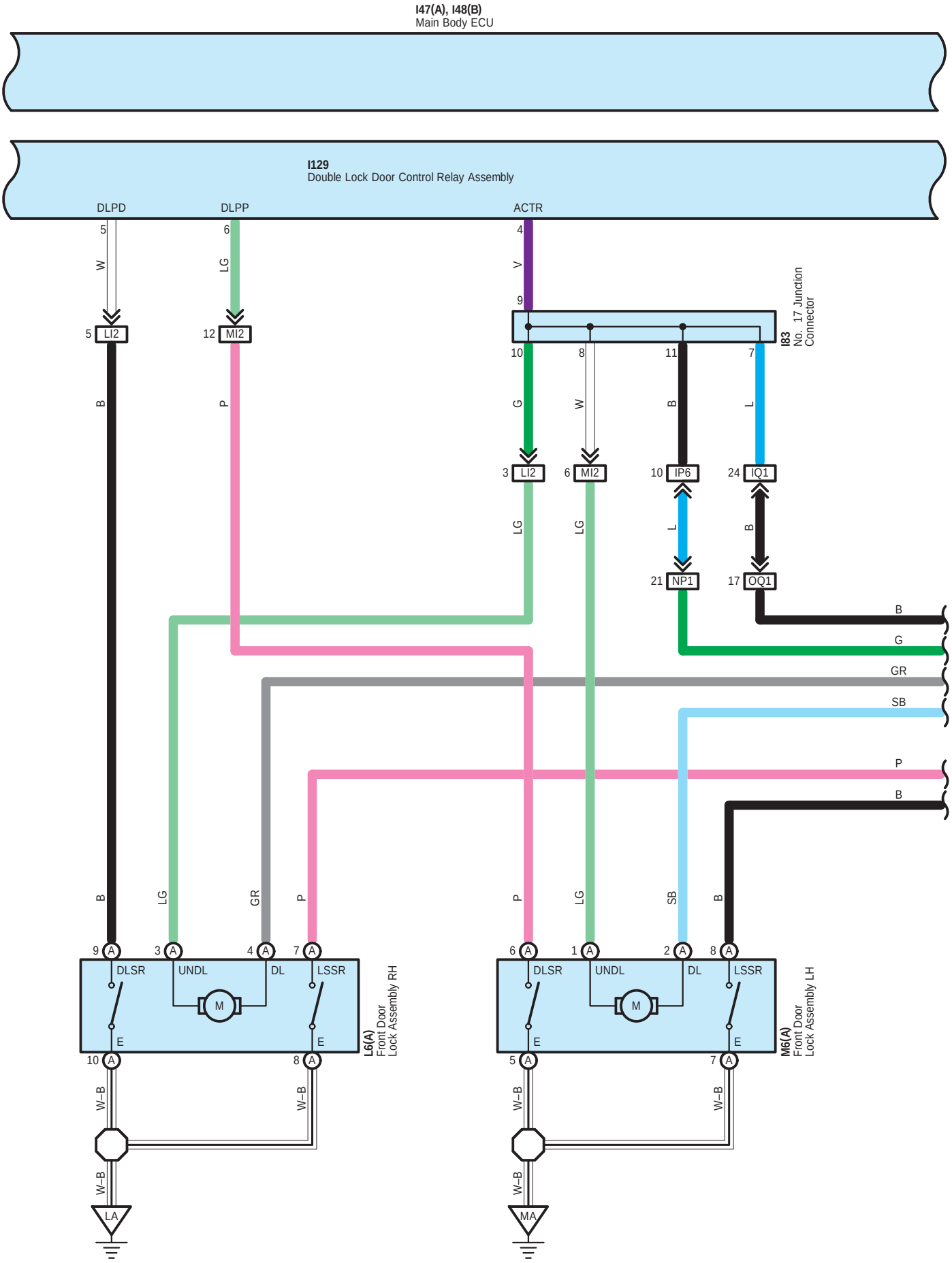
I47(A), I48(B)
Main Body ECU
I129
Double Lock Door Control Relay Assembly
DLPD
DLPP
ACTR
5
6
4
W
LG
V
9
5 LI2
12 MI2
I83
No. 17 Junction Connector
10
8
11
7
B
P
G
W
B
L
3 LI2
6 MI2
10 IP6
24 IQ1
LG
LG
L
B
21 NP1
17 OQ1
B
G
GR
SB
P
B
B
LG
GR
P
P
LG
SB
B
9 A
3 A
4 A
7 A
DLSR
UNDL
DL
LSSR
M
E
E
L6(A)
Front Door Lock Assembly RH
10 A
8 A
W–B
W–B
W–B
LA
6 A
1 A
2 A
8 A
DLSR
UNDL
DL
LSSR
M
E
E
M6(A)
Front Door Lock Assembly LH
5 A
7 A
W–B
W–B
W–B
MA

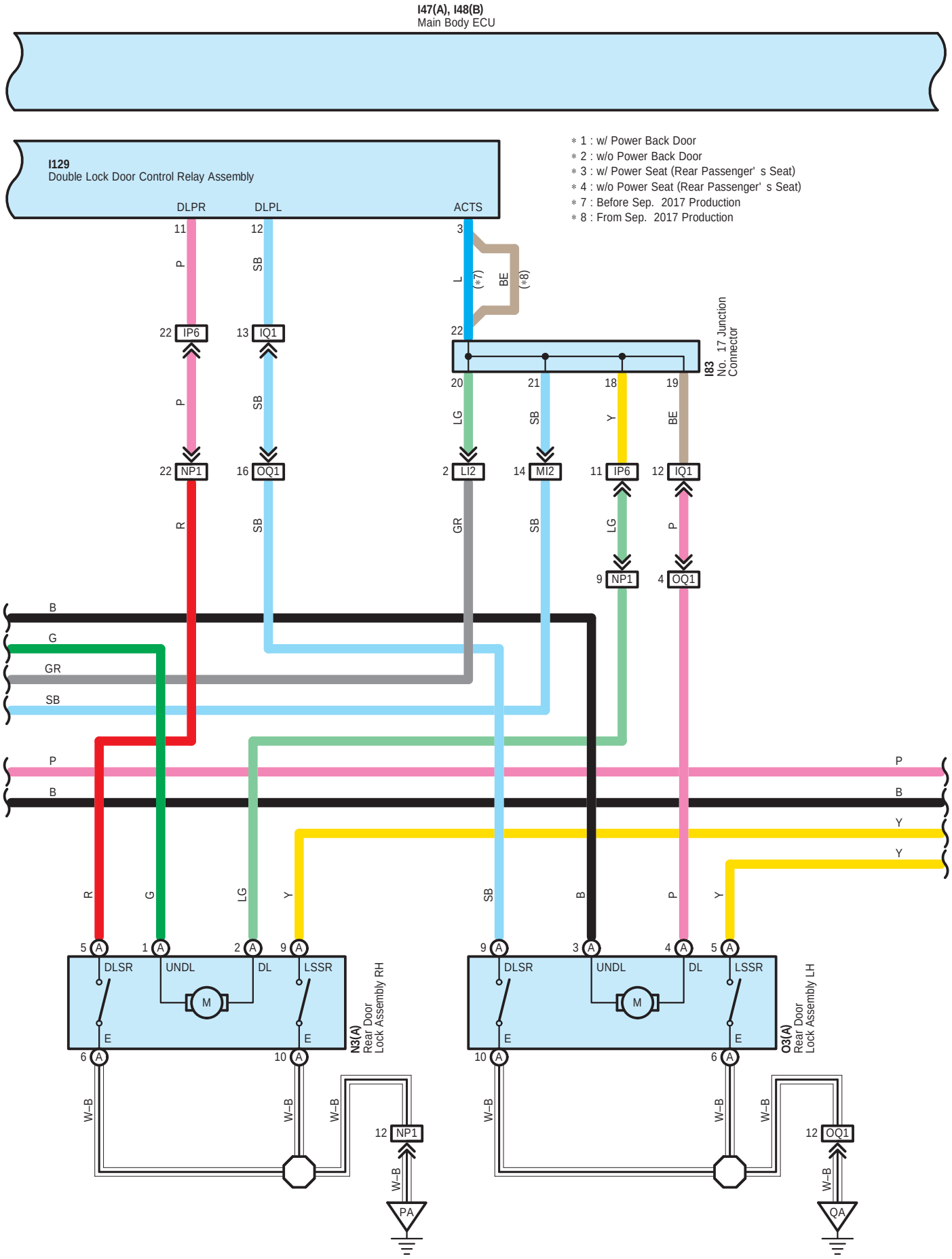
I47(A), I48(B)
Main Body ECU
I129
Double Lock Door Control Relay Assembly
DLPR
DLPL
ACTS
* 1 : w/ Power Back Door
* 2 : w/o Power Back Door
* 3 : w/ Power Seat (Rear Passenger' s Seat)
* 4 : w/o Power Seat (Rear Passenger' s Seat)
* 7 : Before Sep. 2017 Production
* 8 : From Sep. 2017 Production
I83
No. 17 Junction Connector
N3(A)
Rear Door Lock Assembly RH
O3(A)
Rear Door Lock Assembly LH
DLSR
UNDL
DL
LSSR
M
PA
QA

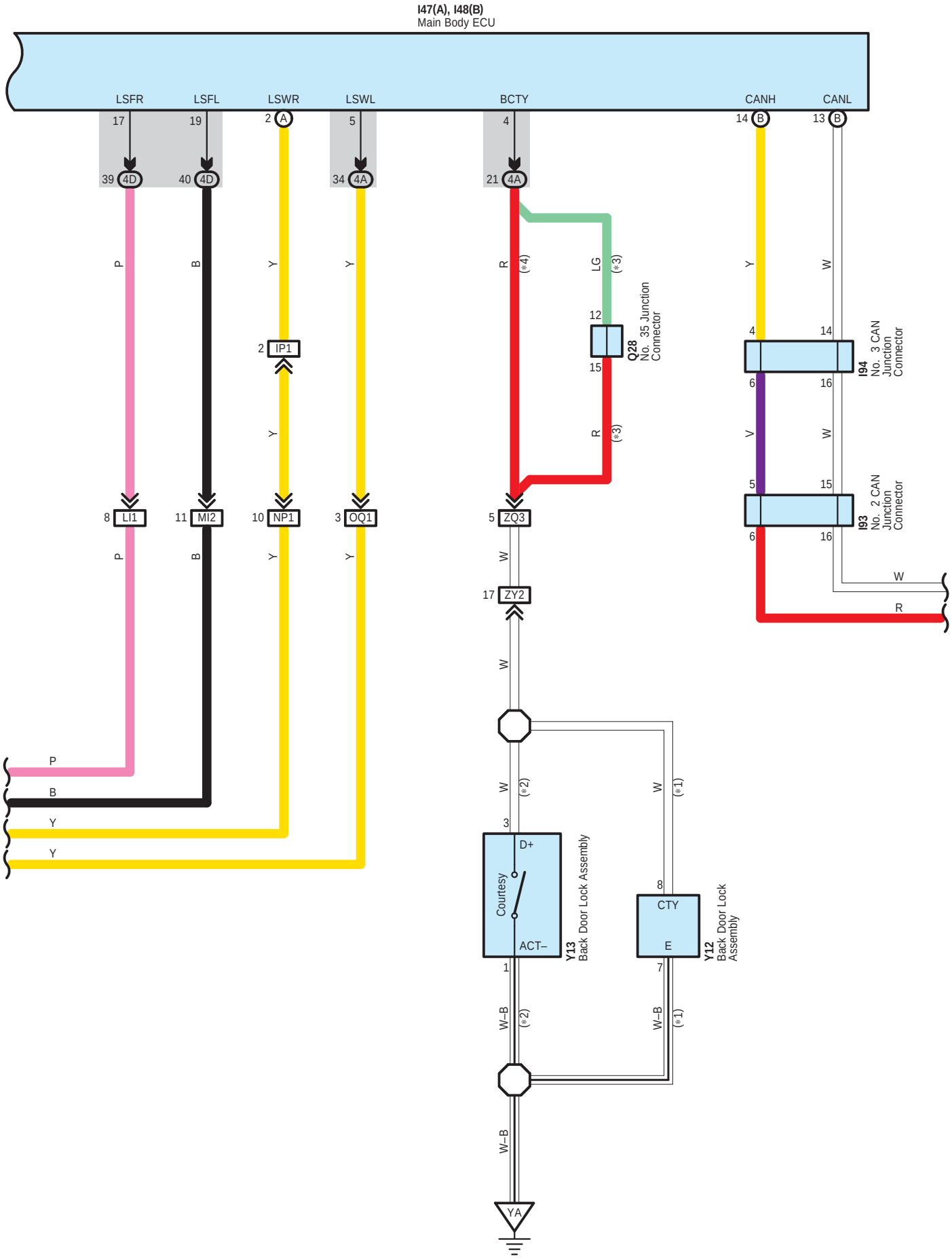
I47(A), I48(B)
Main Body ECU
LSFR
LSFL
LSWR
LSWL
BCTY
CANH
CANL
17
19
2 A
5
4
14 B
13 B
39 4D
40 4D
34 4A
21 4A
P
B
Y
Y
R (*4)
LG (*3)
Y
W
12
15
Q28
No. 35 Junction Connector
4
14
6
16
I94
No. 3 CAN Junction Connector
2 IP1
Y
V
W
R (*3)
5
15
6
16
I93
No. 2 CAN Junction Connector
8 LI1
11 MI2
10 NP1
3 OQ1
5 ZQ3
W
17 ZY2
W
P
B
Y
Y
W
W (*2)
W (*1)
3
D+
Courtesy
ACT–
Y13
Back Door Lock Assembly
8
CTY
E
Y12
Back Door Lock Assembly
1
7
W–B (*2)
W–B (*1)
W–B
YA

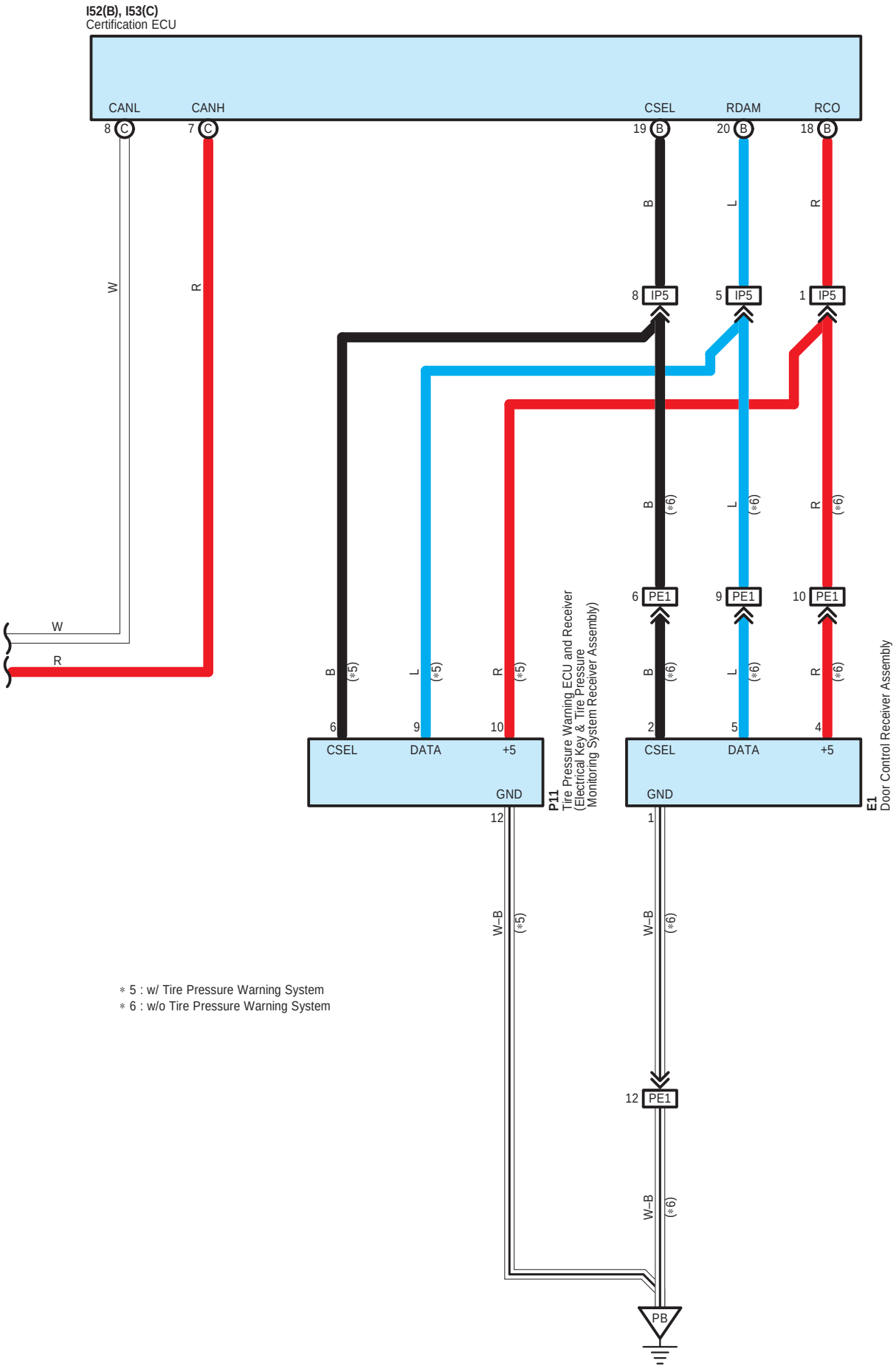

* 5 : w/ Tire Pressure Warning System
* 6 : w/o Tire Pressure Warning System

E1
Gray

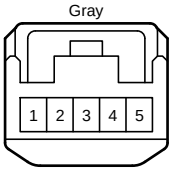

90980-12366

I47
White

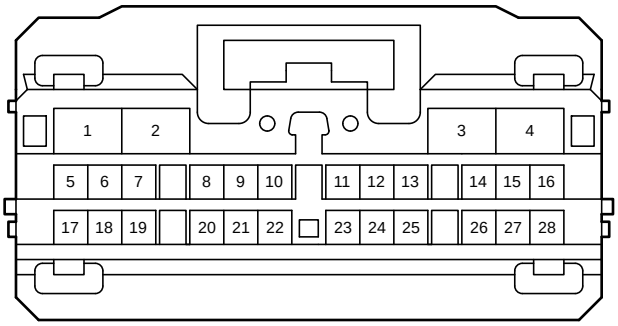

90980-12908

I48
White

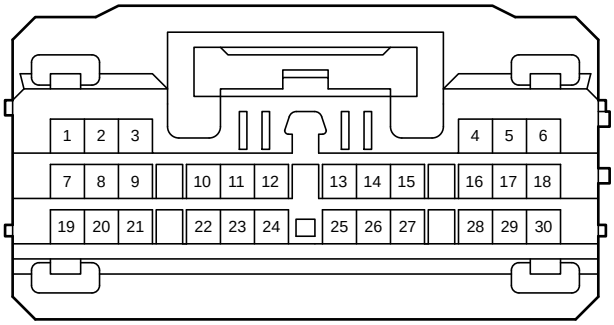

90980-12909

I52
Black

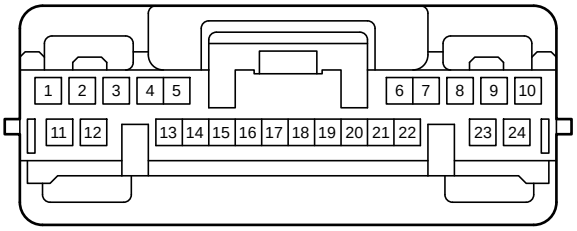

90980-12912

I53
Black

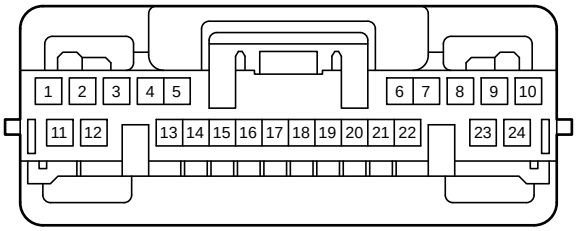

90980-12A42

I74
Black

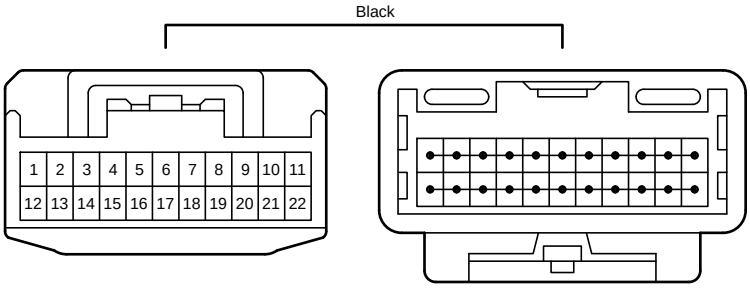

90980-12372
(LHD, RHD Before Sep. 2017 Production)

I74

White

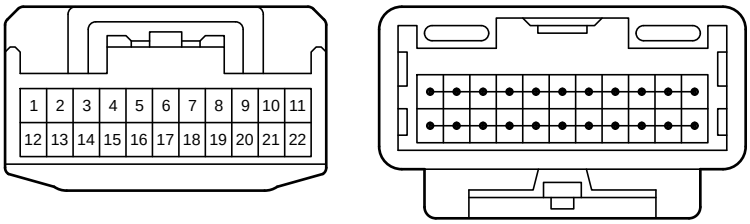

90980-12372
(RHD From Sep. 2017 Production)

I81

Gray

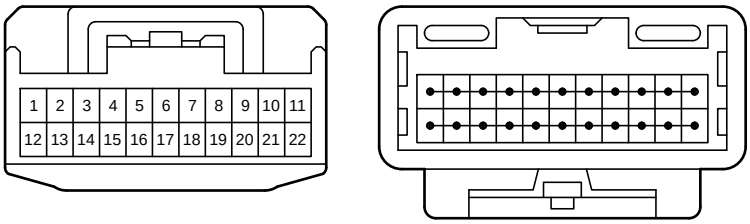

90980-12372

I83

Black

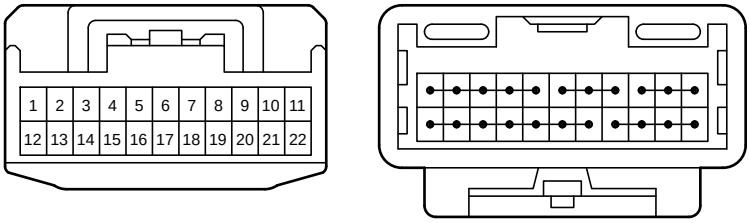

90980-12372
(LHD)

I83

White

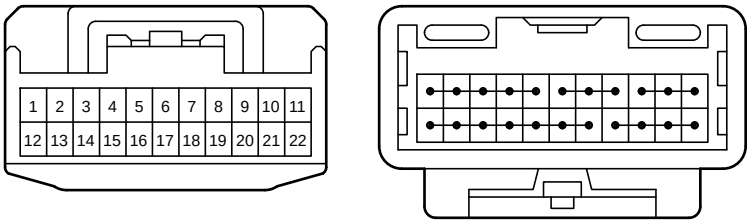

90980-12372
(RHD)

I84
Black

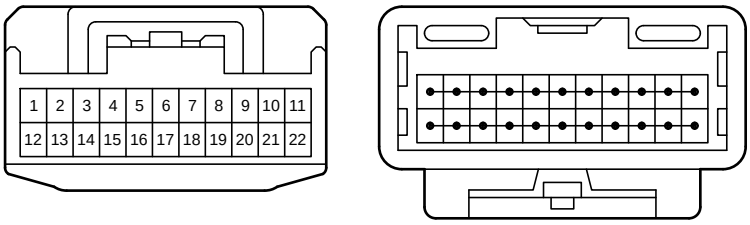

90980-12372
(LHD)

I84
Gray

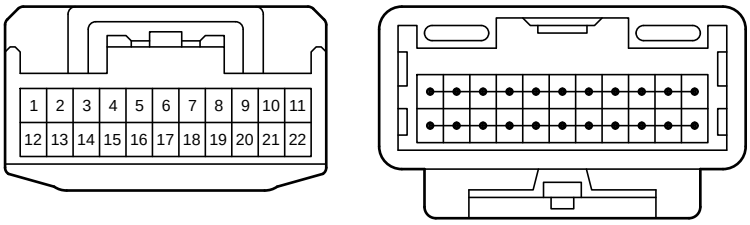

90980-12372
(RHD)

I93
White

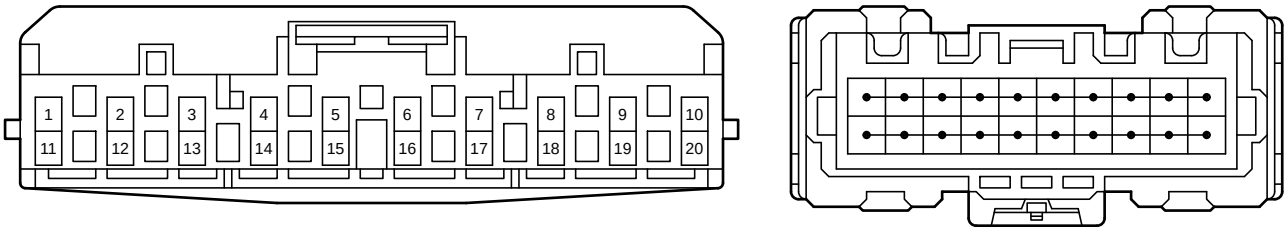

90980-12A58

I94
White

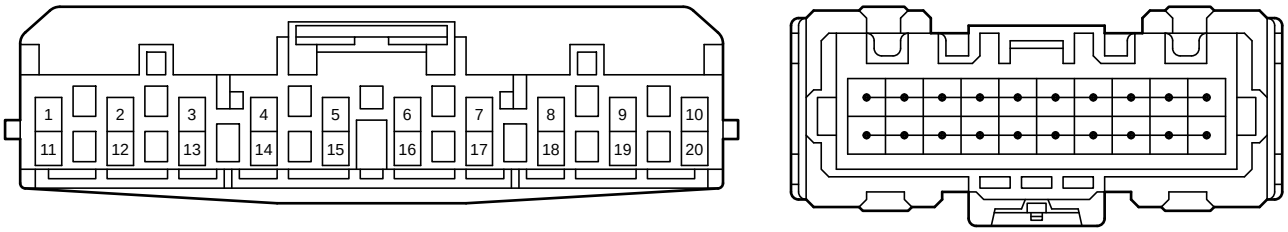

90980-12A58

I129
White

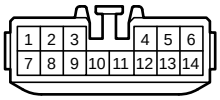

90980-10807

L6
White

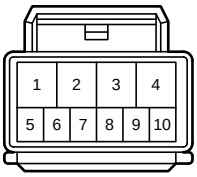

90980-12226

M6
White

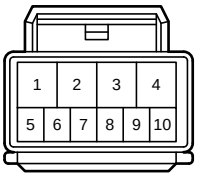

90980-12226

N3
White

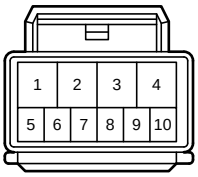

90980-12226

O3
White

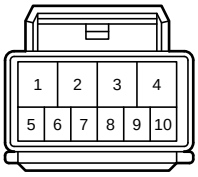

90980-12226

P3
Black

90980-10871

P6
Black

90980-10871

P11
White

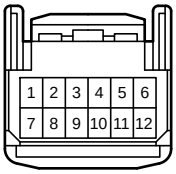

90980-12552

P26
White

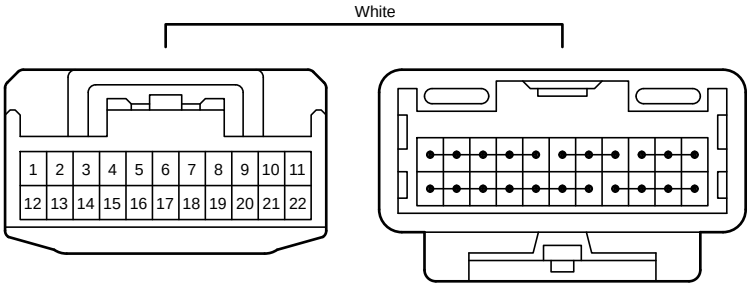

90980-12372

Q3
Black

90980-10871

Q6
Black

90980-10871

Q28
White

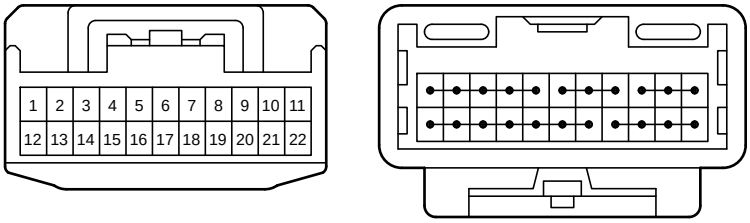

90980-12372

Y12
White

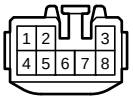

90980-10799

Y13
Black

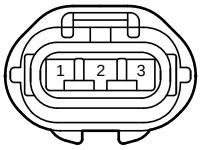

90980-11349

4A
White

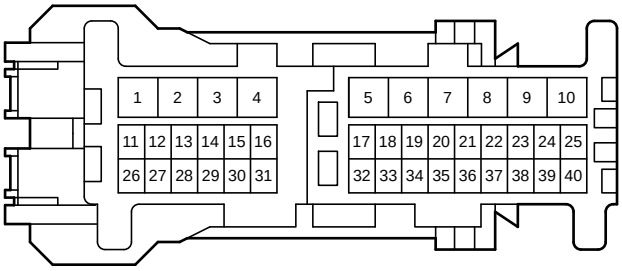

90980-12884

4C
White

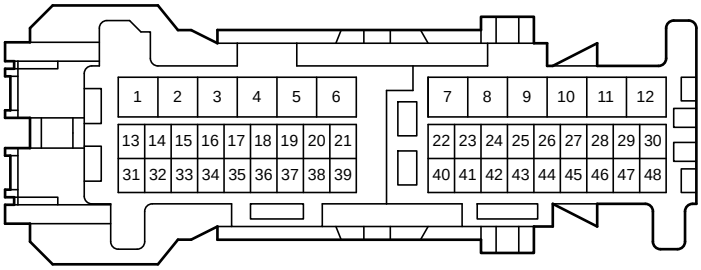

90980-12887

4D
White

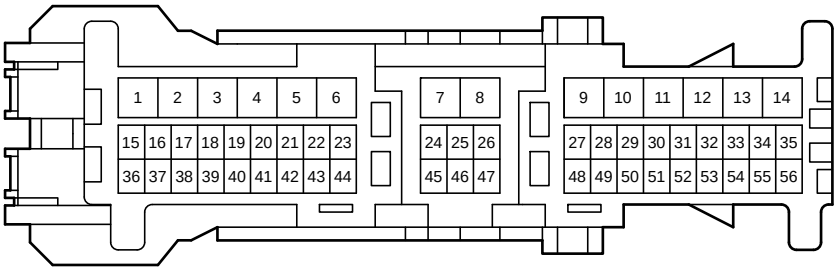

90980-12890

AI3
White

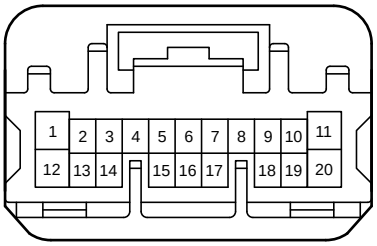

90980-12741

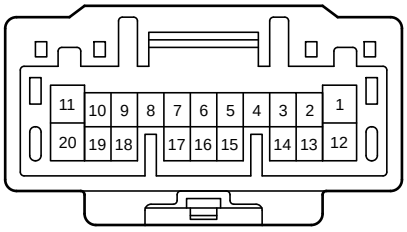

90980-12740

(LHD)

AI3
Blue

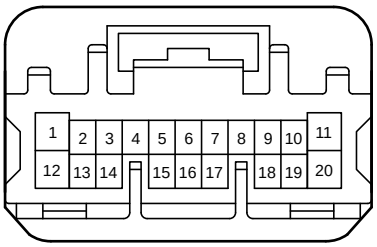

90980-12741

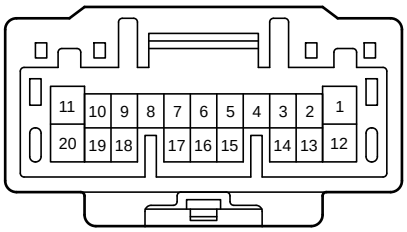

90980-12740

(RHD)

IP1
White

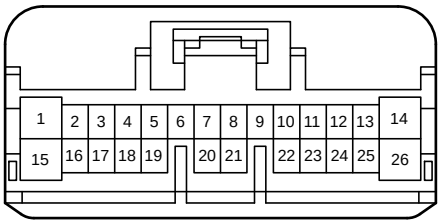

90980-12771

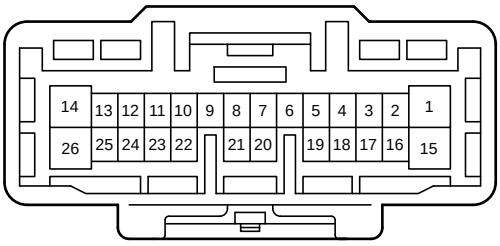

90980-12770

IP2
Blue

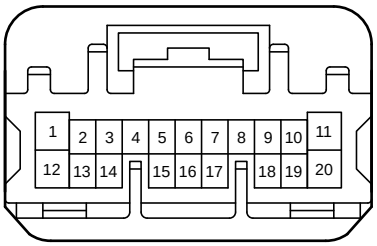

90980-12741

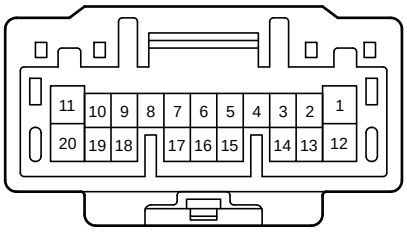

90980-12740

IP4
Gray

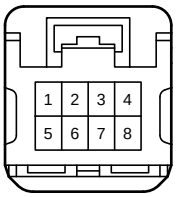

90980-12735



90980-12734

IP5
Blue

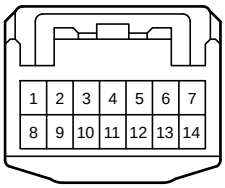

90980-12370

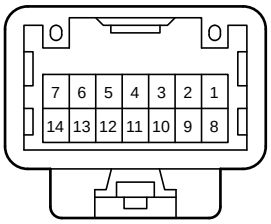

90980-12369

IP6
Gray

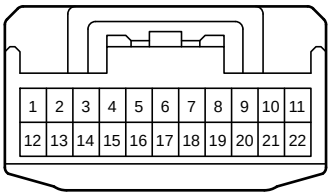

90980-12372

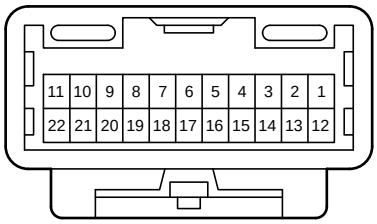

90980-12371

IQ1
White

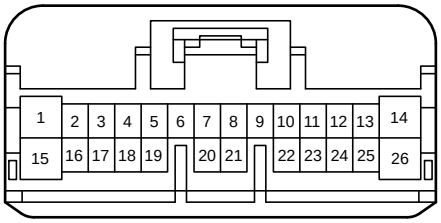

90980-12771

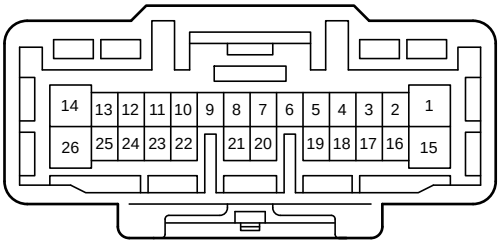

90980-12770

LI1
White

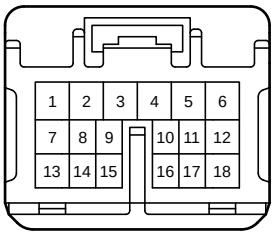

90980-12745

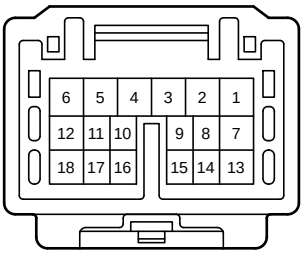

90980-12744

LI2
Gray

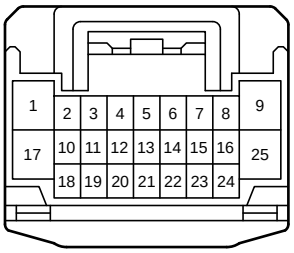

90980-12414

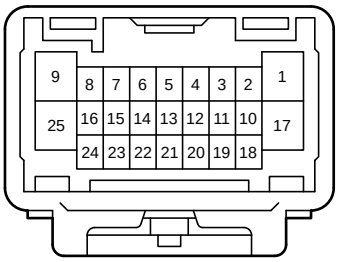

90980-12413

MI2
Gray

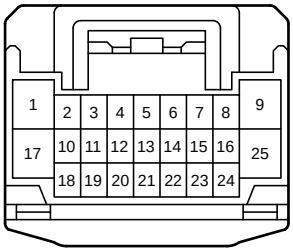

90980-12414

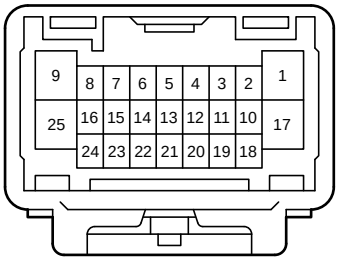

90980-12413

NP1
White

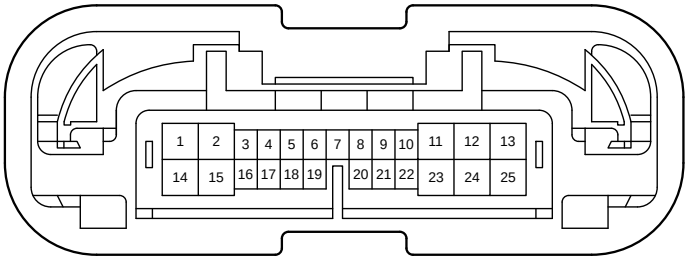

90980-12802

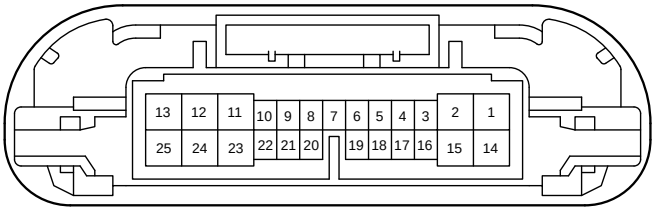

90980-12801

OQ1
White

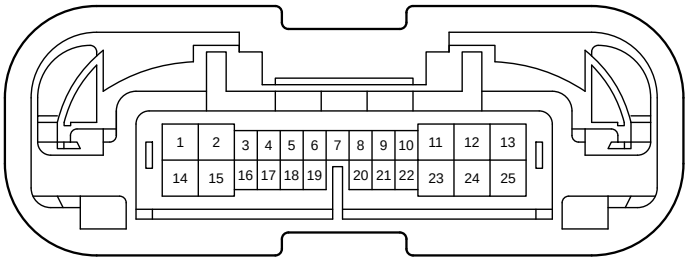

90980-12802

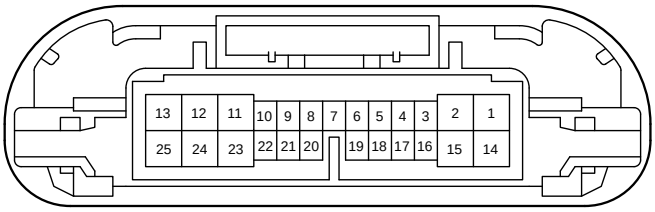

90980-12801

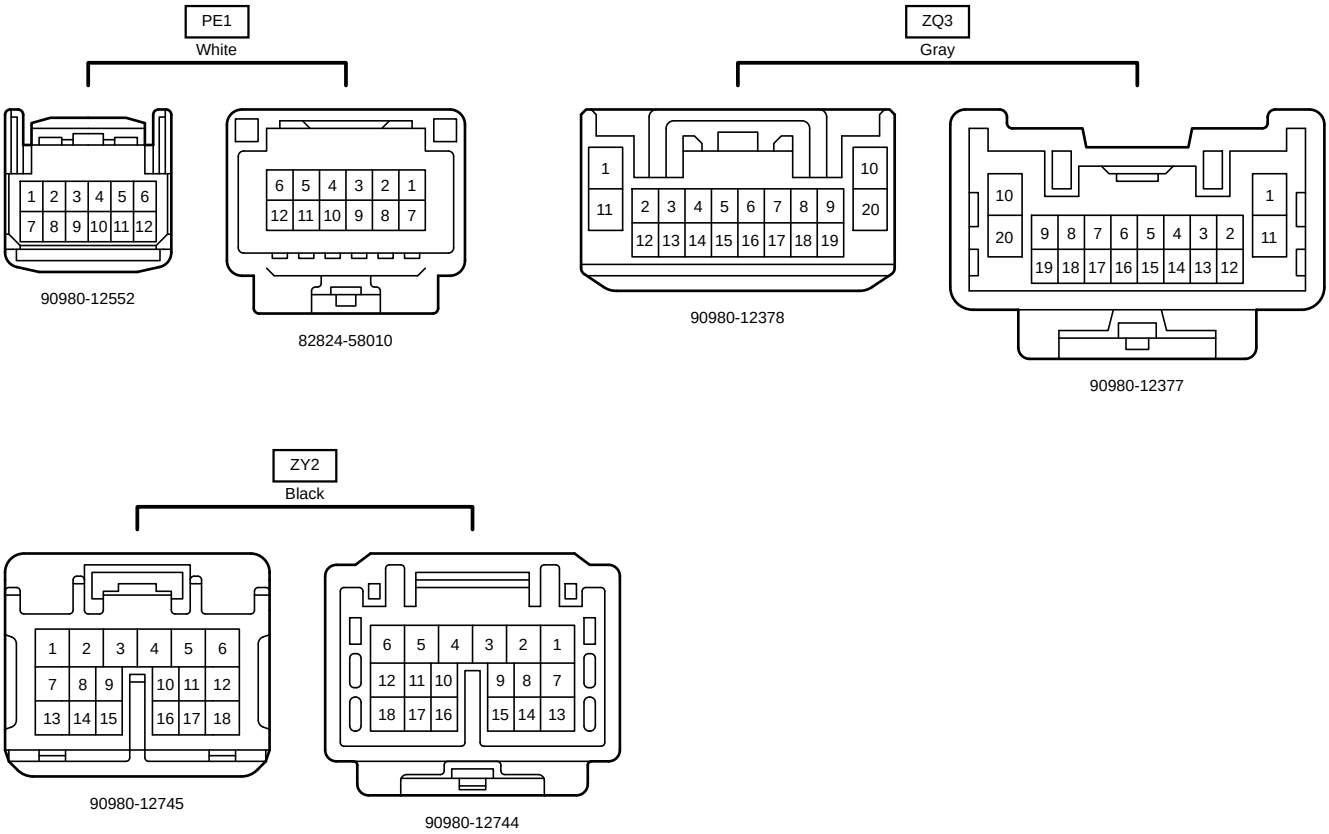
PE1
White
1 2 3 4 5 6
7 8 9 10 11 12
90980-12552
6 5 4 3 2 1
12 11 10 9 8 7
82824-58010
ZQ3
Gray
1 10
11 20
2 3 4 5 6 7 8 9
12 13 14 15 16 17 18 19
90980-12378
10 1
20 11
9 8 7 6 5 4 3 2
19 18 17 16 15 14 13 12
90980-12377
ZY2
Black
1 2 3 4 5 6
7 8 9 10 11 12
13 14 15 16 17 18
90980-12745
6 5 4 3 2 1
12 11 10 9 8 7
18 17 16 15 14 13
90980-12744