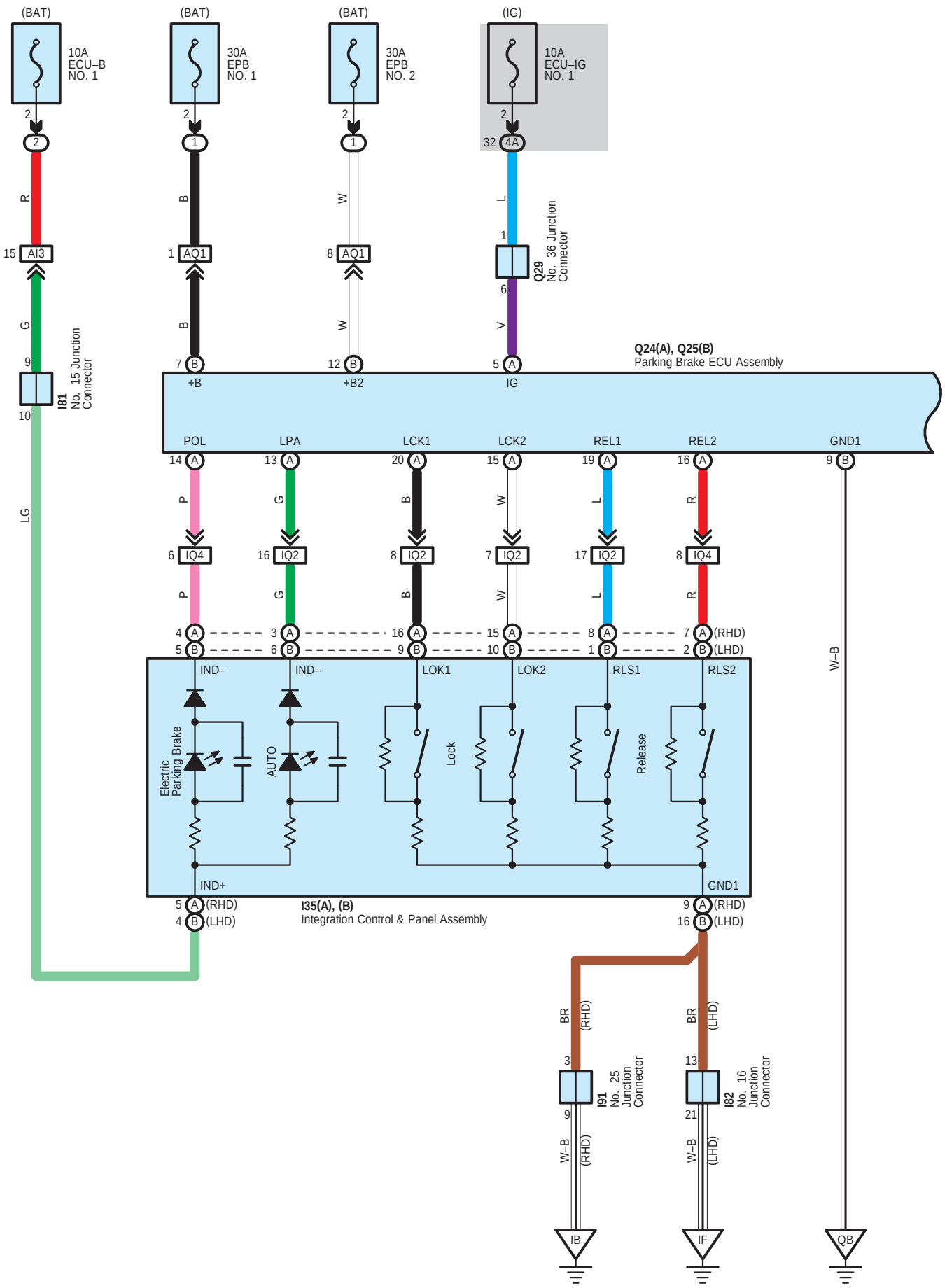
(BAT)
10A
ECU–B
NO. 1
(BAT)
30A
EPB
NO. 1
(BAT)
30A
EPB
NO. 2
(IG)
10A
ECU–IG
NO. 1
AI3
AQ1
AQ1
Q29
No. 36 Junction Connector
I81
No. 15 Junction Connector
Q24(A), Q25(B)
Parking Brake ECU Assembly
+B
+B2
IG
POL
LPA
LCK1
LCK2
REL1
REL2
GND1
IQ4
IQ2
IQ2
IQ2
IQ2
IQ4
(RHD)
(LHD)
IND–
IND–
LOK1
LOK2
RLS1
RLS2
Electric Parking Brake
AUTO
Lock
Release
IND+
GND1
I35(A), (B)
Integration Control & Panel Assembly
I91
No. 25 Junction Connector
I82
No. 16 Junction Connector
IB
IF
QB

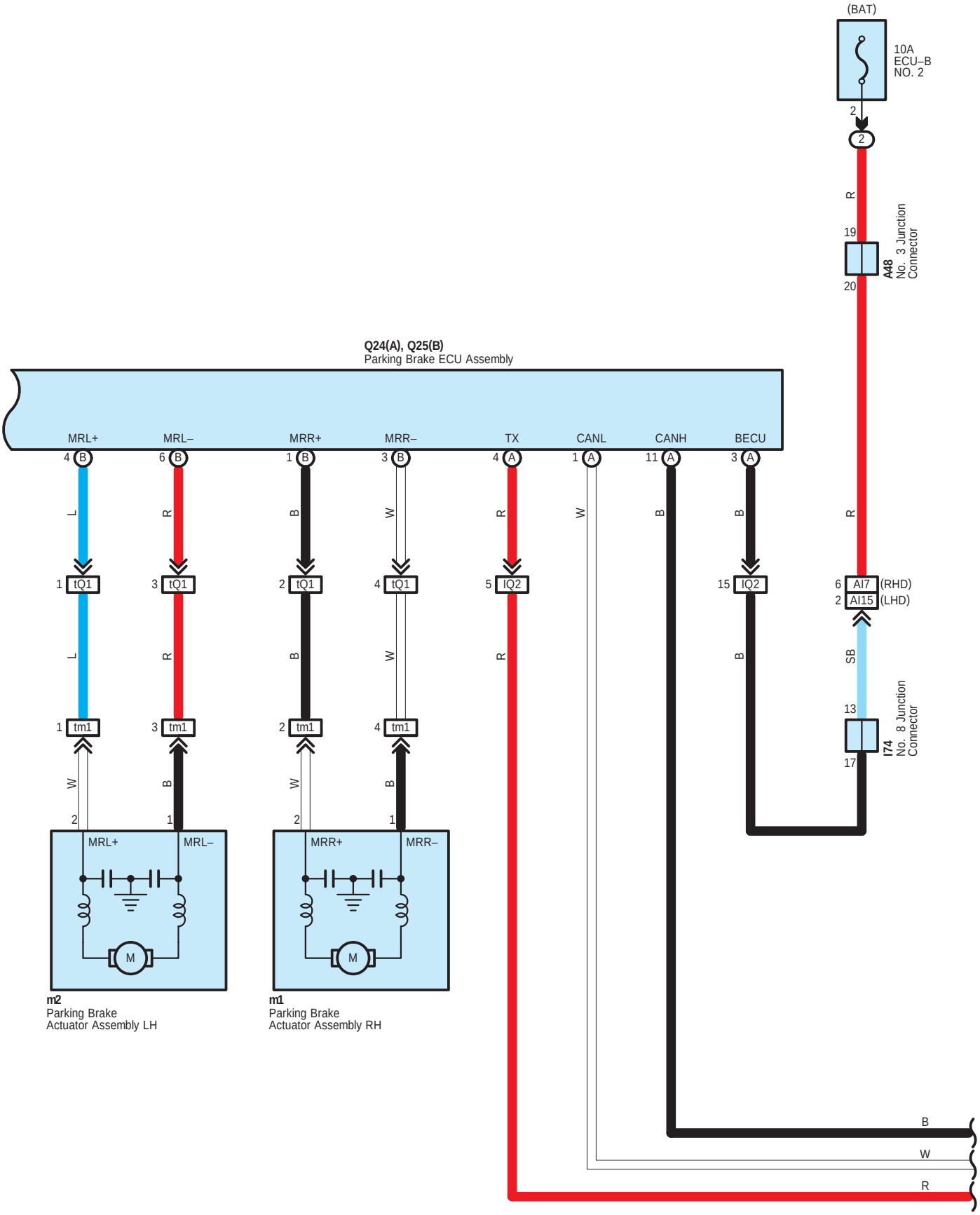
(BAT)
10A
ECU–B
NO. 2
2
2
R
19
20
A48
No. 3 Junction
Connector
Q24(A), Q25(B)
Parking Brake ECU Assembly
MRL+
MRL–
MRR+
MRR–
TX
CANL
CANH
BECU
4 B
6 B
1 B
3 B
4 A
1 A
11 A
3 A
L
R
B
W
R
W
B
B
R
1 tQ1
3 tQ1
2 tQ1
4 tQ1
5 IQ2
15 IQ2
6 AI7 (RHD)
2 AI15 (LHD)
L
R
B
W
R
B
SB
1 tm1
3 tm1
2 tm1
4 tm1
13
17
I74
No. 8 Junction
Connector
W
B
W
B
2
1
2
1
MRL+
MRL–
MRR+
MRR–
M
M
m2
Parking Brake
Actuator Assembly LH
m1
Parking Brake
Actuator Assembly RH
B
W
R

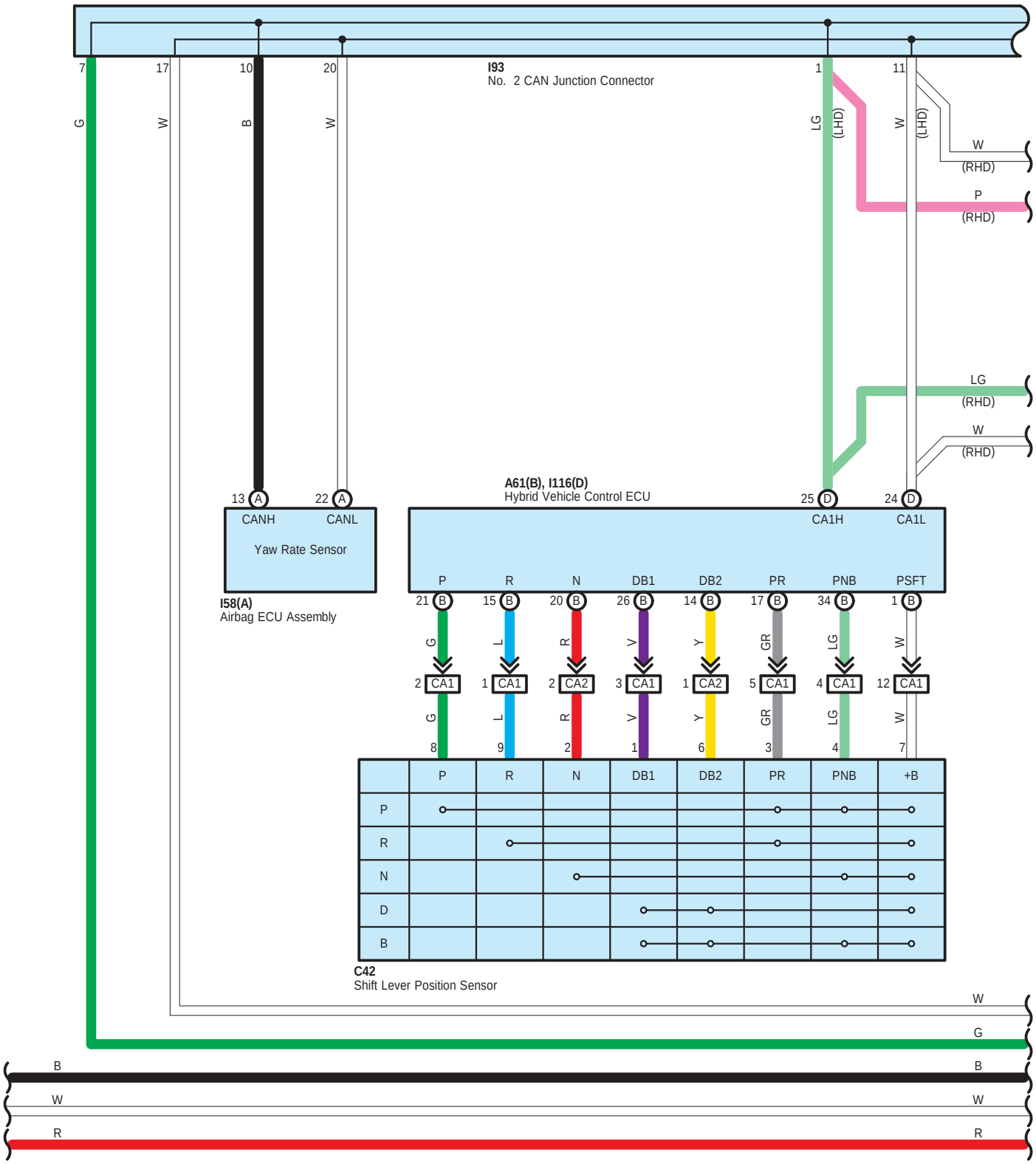
I93
No. 2 CAN Junction Connector
7
17
10
20
1
11
G
W
B
W
LG
(LHD)
W
(LHD)
W
(RHD)
P
(RHD)
LG
(RHD)
W
(RHD)
13 A
22 A
CANH
CANL
Yaw Rate Sensor
I58(A)
Airbag ECU Assembly
A61(B), I116(D)
Hybrid Vehicle Control ECU
25 D
24 D
CA1H
CA1L
P
R
N
DB1
DB2
PR
PNB
PSFT
21 B
15 B
20 B
26 B
14 B
17 B
34 B
1 B
G
L
R
V
Y
GR
LG
W
2 CA1
1 CA1
2 CA2
3 CA1
1 CA2
5 CA1
4 CA1
12 CA1
G
L
R
V
Y
GR
LG
W
8
9
2
1
6
3
4
7
P
R
N
DB1
DB2
PR
PNB
+B
P
R
N
D
B
C42
Shift Lever Position Sensor
W
G
B
B
W
W
R
R

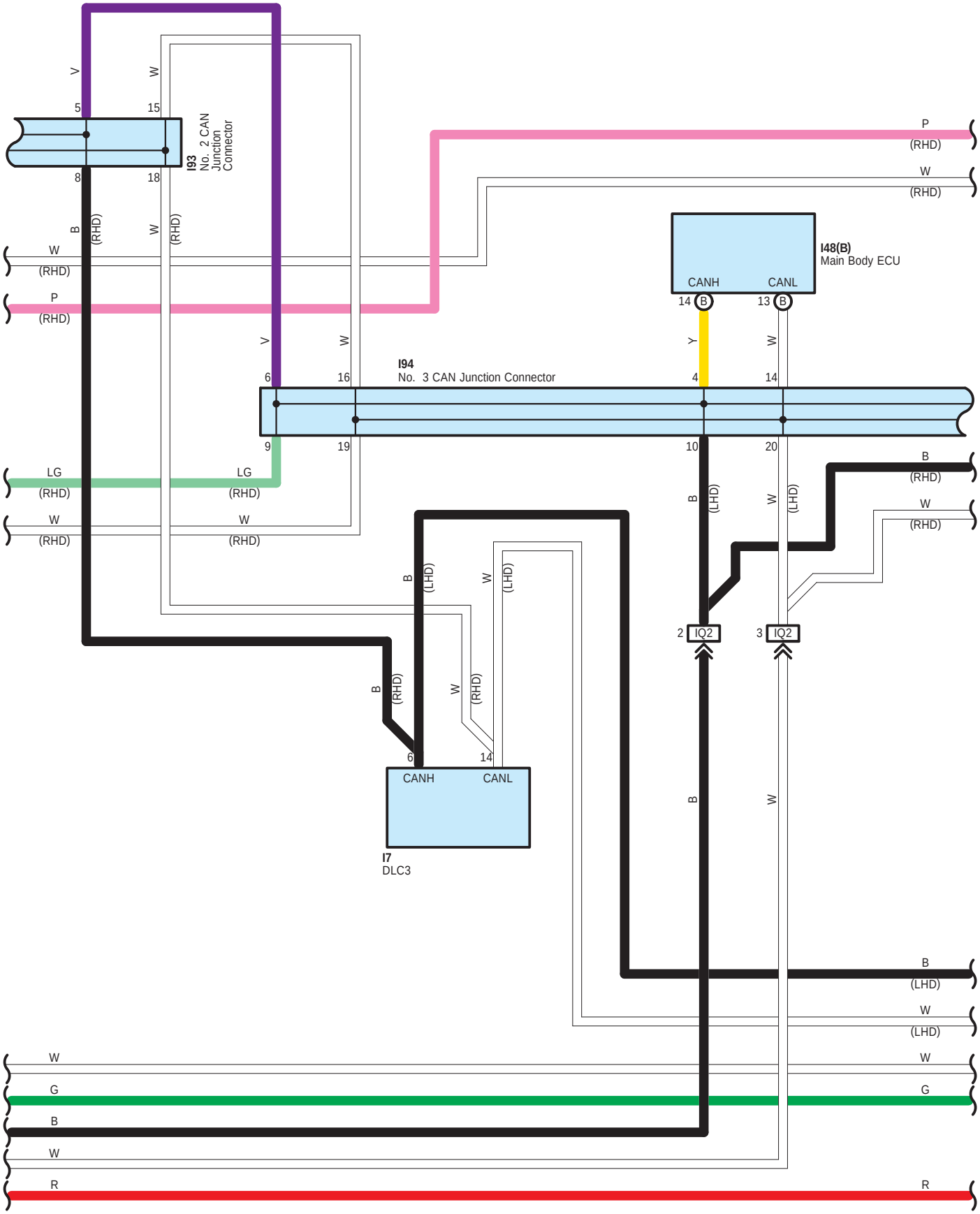
I93
No. 2 CAN Junction Connector
I48(B)
Main Body ECU
CANH
CANL
I94
No. 3 CAN Junction Connector
IQ2
I7
DLC3
(RHD)
(LHD)

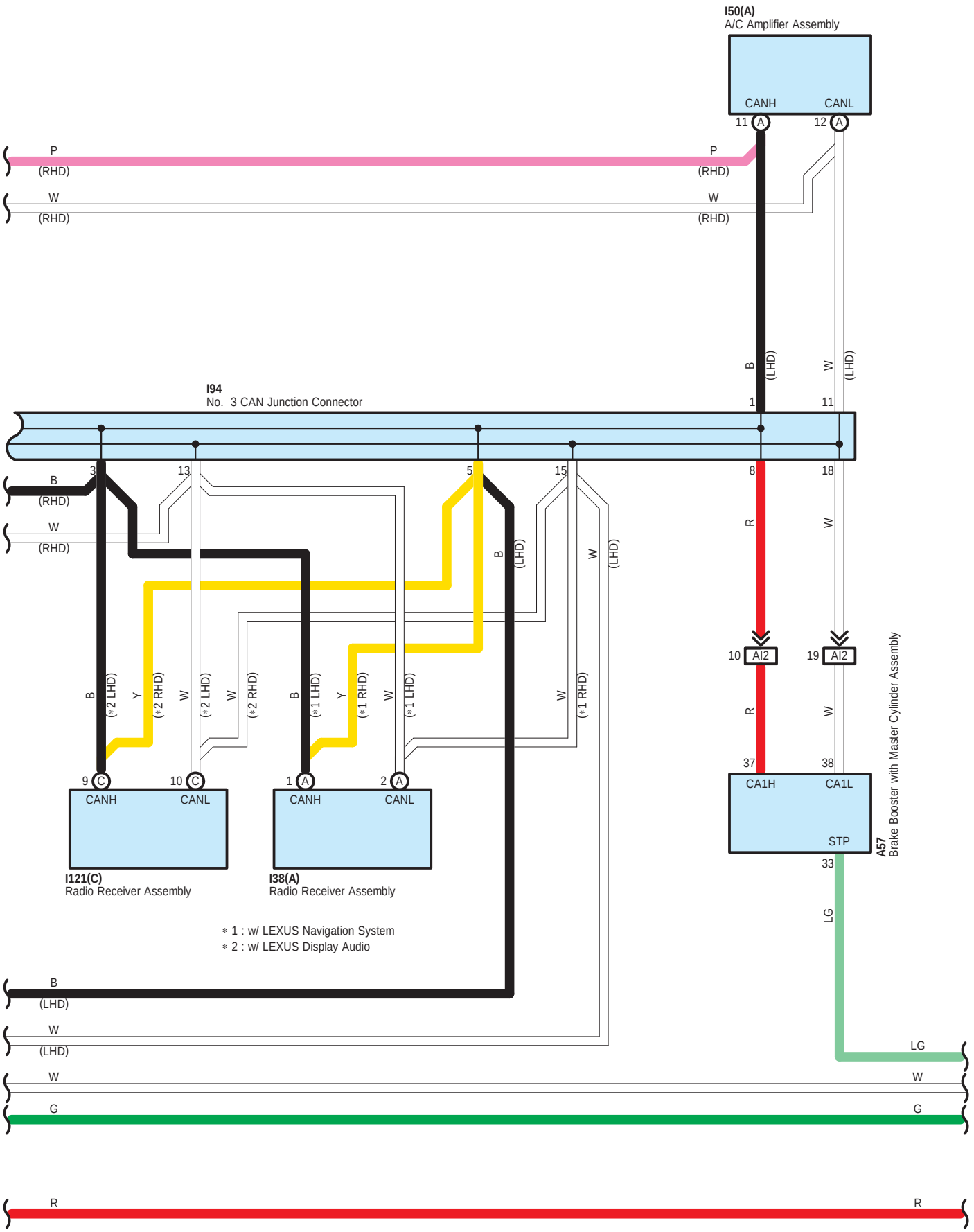
I50(A)
A/C Amplifier Assembly
CANH
CANL
11 A
12 A
P
(RHD)
W
(RHD)
B
(LHD)
W
(LHD)
I94
No. 3 CAN Junction Connector
1
11
3
13
5
15
8
18
B
(RHD)
W
(RHD)
R
W
B
(LHD)
W
(LHD)
B
(*2 LHD)
Y
(*2 RHD)
W
(*2 LHD)
W
(*2 RHD)
B
(*1 LHD)
Y
(*1 RHD)
W
(*1 LHD)
W
(*1 RHD)
10 AI2
19 AI2
R
W
37
38
CA1H
CA1L
STP
33
A57
Brake Booster with Master Cylinder Assembly
9 C
10 C
CANH
CANL
I121(C)
Radio Receiver Assembly
1 A
2 A
CANH
CANL
I38(A)
Radio Receiver Assembly
* 1 : w/ LEXUS Navigation System
* 2 : w/ LEXUS Display Audio
LG
B
(LHD)
W
(LHD)
LG
W
W
G
G
R
R

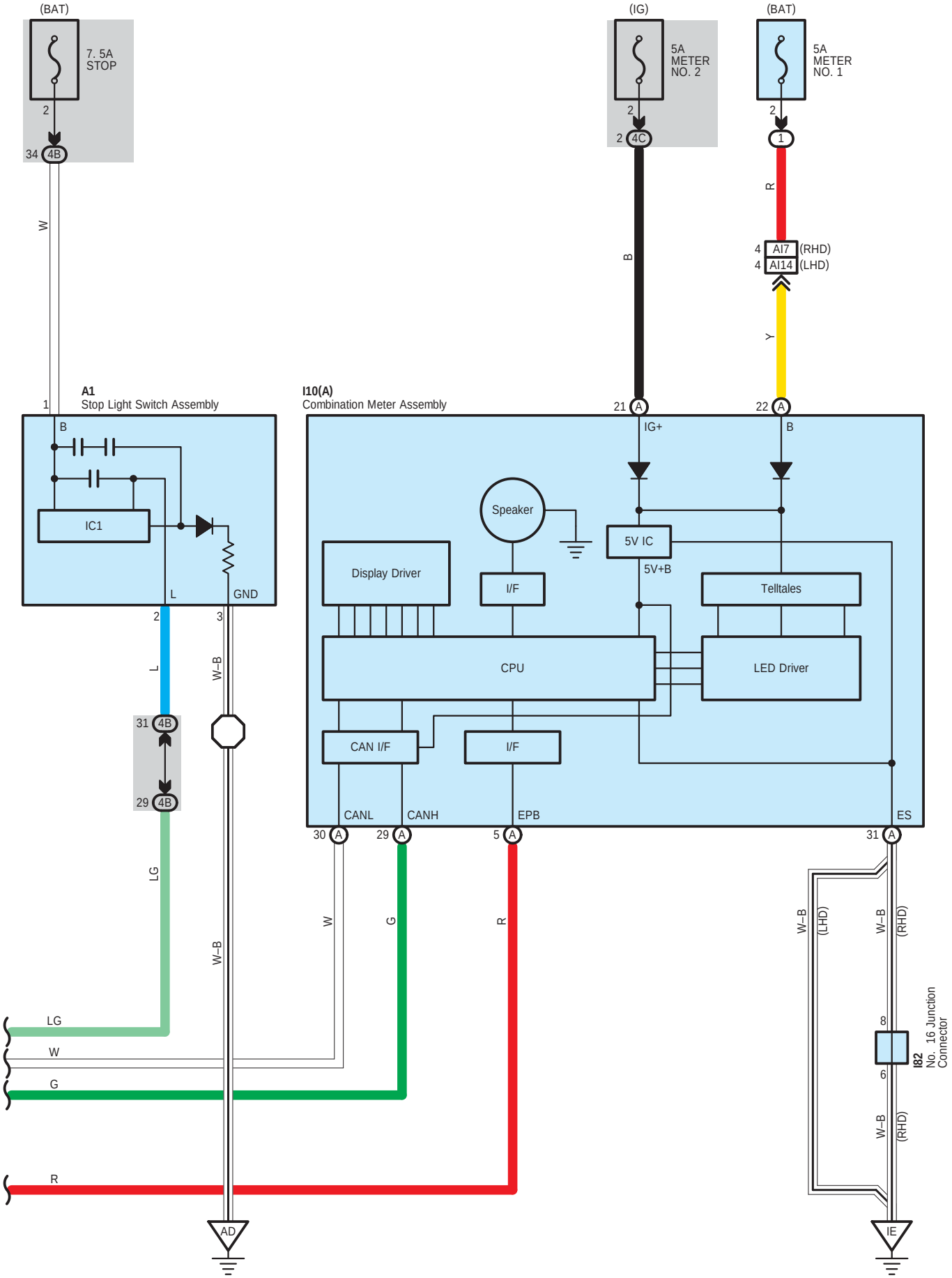
(BAT)
7. 5A
STOP
2
34 4B
W
(IG)
5A
METER
NO. 2
2
2 4C
B
(BAT)
5A
METER
NO. 1
2
1
R
4 AI7 (RHD)
4 AI14 (LHD)
Y
A1
Stop Light Switch Assembly
1
B
IC1
L
GND
2
3
L
W–B
31 4B
29 4B
LG
W–B
I10(A)
Combination Meter Assembly
21 A
22 A
IG+
B
Speaker
5V IC
5V+B
Display Driver
I/F
Telltales
CPU
LED Driver
CAN I/F
I/F
CANL
CANH
EPB
ES
30 A
29 A
5 A
31 A
W
G
R
W–B
(LHD)
W–B
(RHD)
8
6
I82
No. 16 Junction
Connector
W–B
(RHD)
LG
W
G
R
AD
IE

A1
White

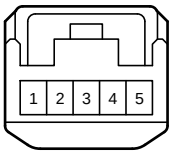

90980-12366

A48
Blue

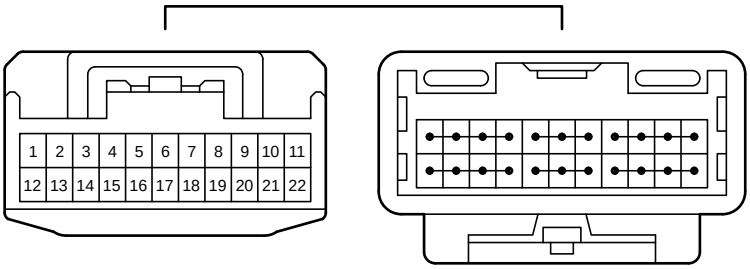

90980-12372

A57
Black

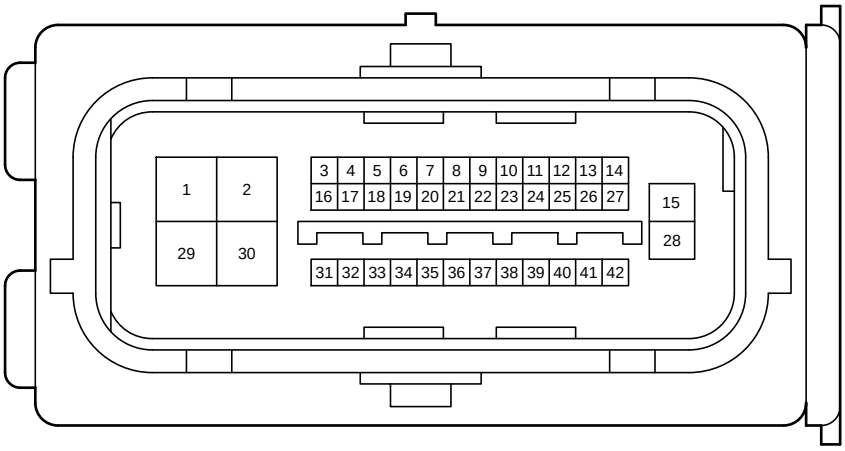

90980-12828

A61
Gray

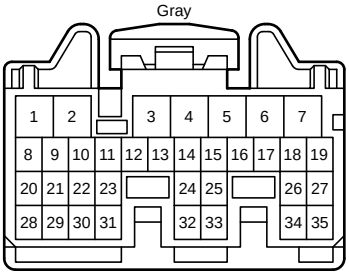

90980-12428

C42
Black

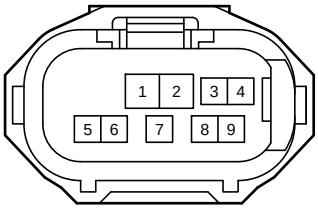

90980-12A23

I7
White

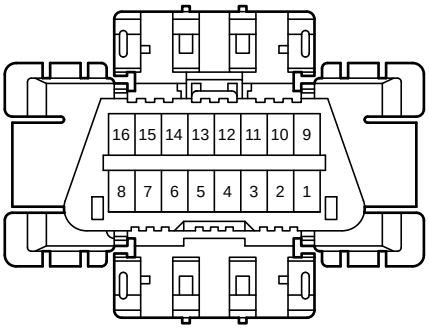

90980-11978

I10
Black

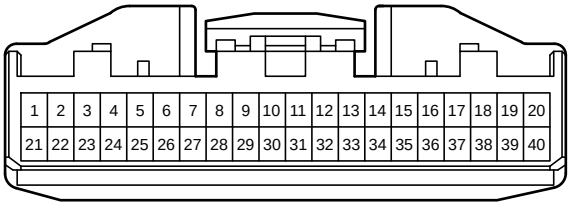

90980-12557

I35
Black

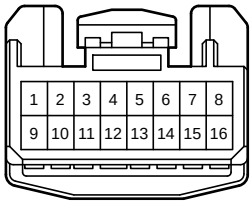

82824-33470

I38
White

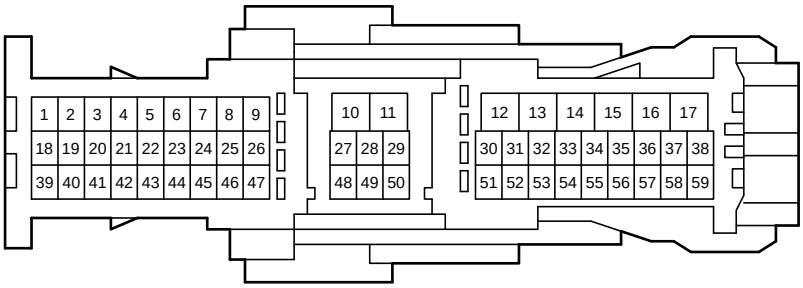

90980-12964

I48
White

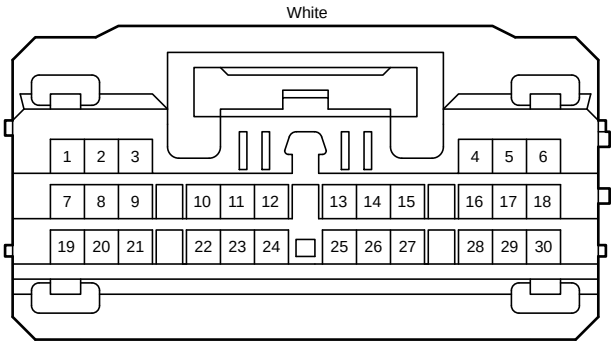

90980-12909

I50
White

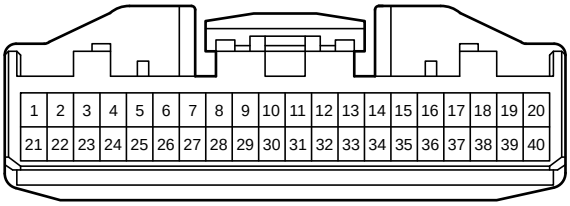

90980-12557

I58
Yellow

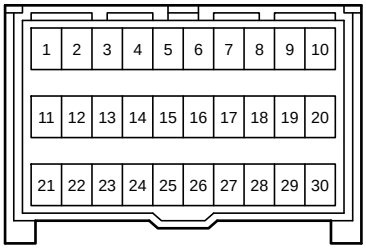

90980-12391

I74
Black

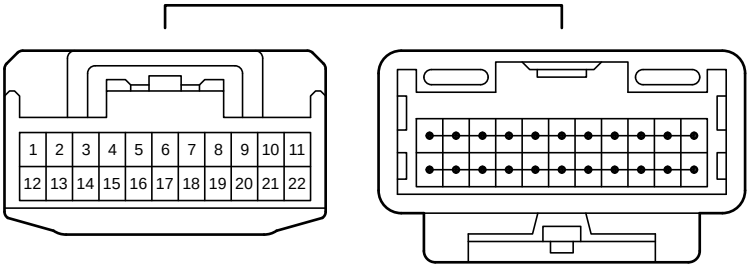

90980-12372
(LHD, RHD Before Sep. 2017 Production)

I74
White

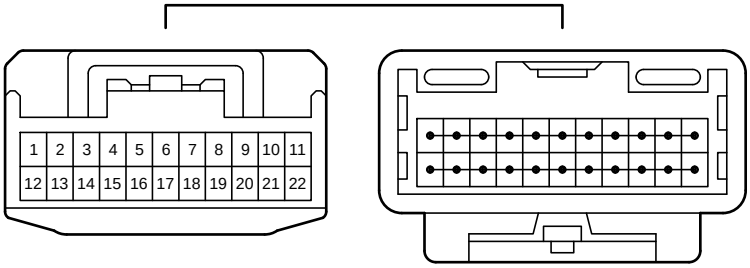

90980-12372
(RHD From Sep. 2017 Production)

I81

Gray

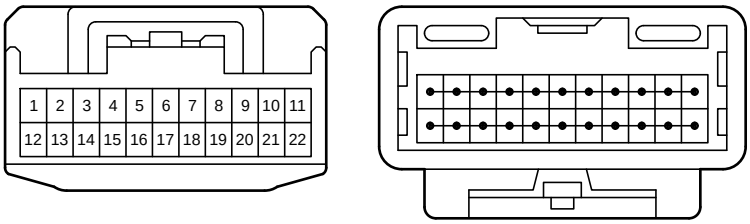

90980-12372

I82

Blue

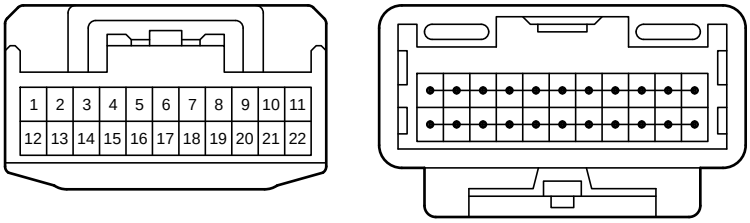

90980-12372
(LHD)

I82

White

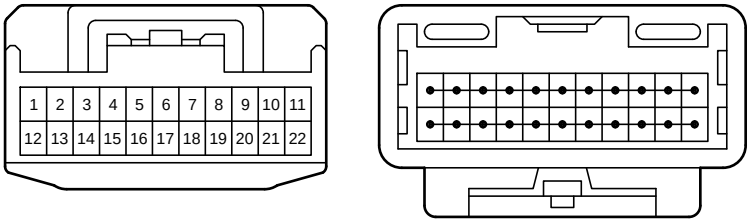

90980-12372
(RHD)

I91

Gray

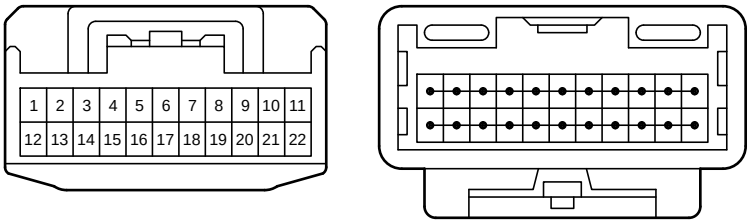

90980-12372
(LHD)

I91
Black

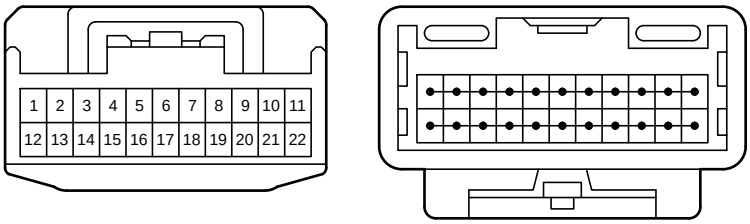

90980-12372
(RHD)

I93
White

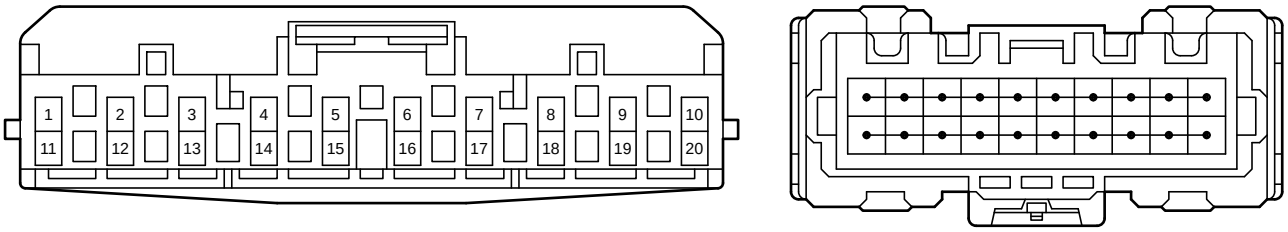

90980-12A58

I94
White

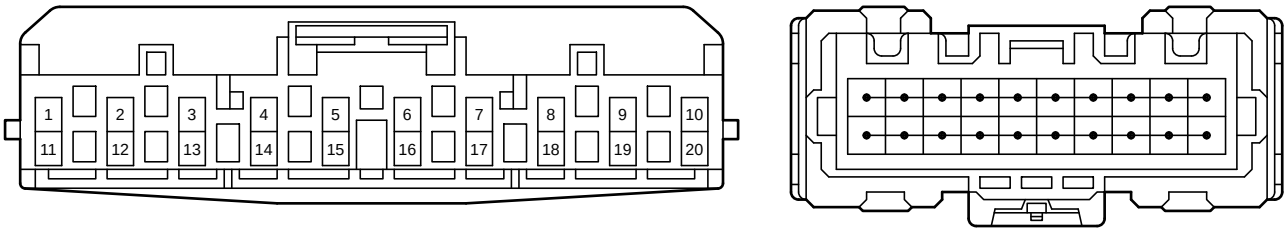

90980-12A58

I116
Gray

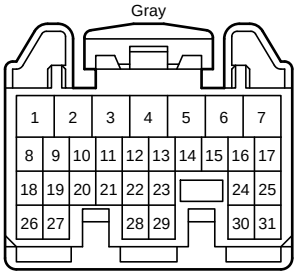

90980-12431

I121
White

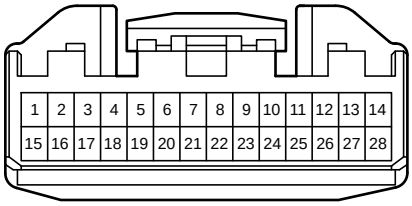

90980-12555

Q24
White

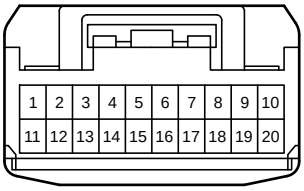

90980-12460

Q25
Gray

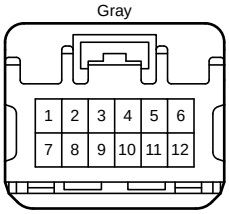

90980-12737

Q29
White

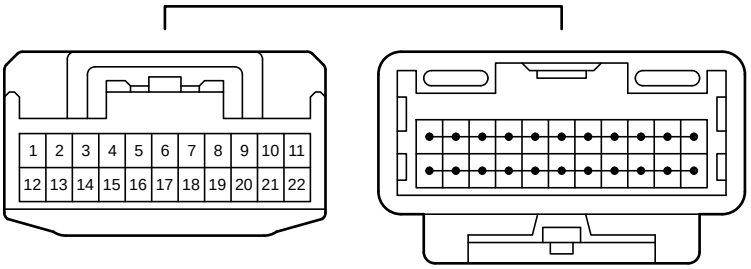

90980-12372

m1
Gray

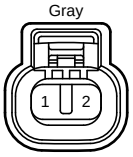

90980-11773

m2
Gray

90980-11773

4A
White

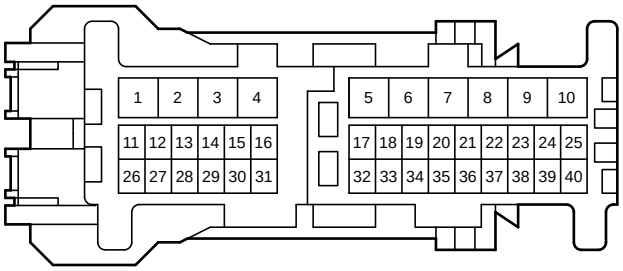

90980-12884

4B
White

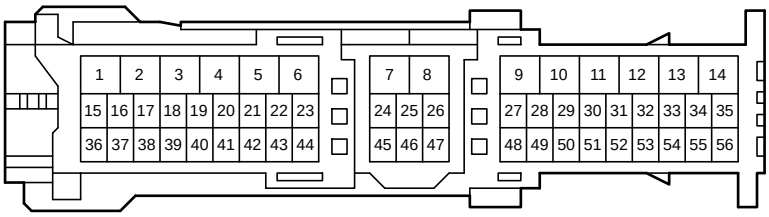

90980-12A15

4C
White

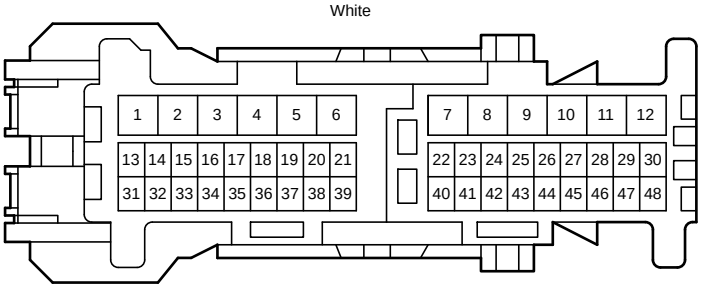

90980-12887

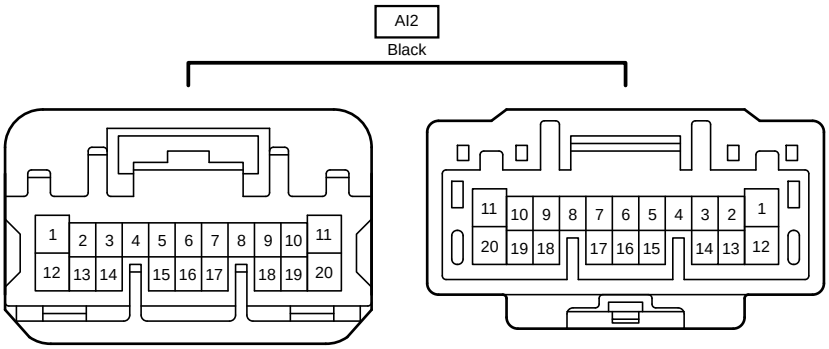

90980-12741

90980-12740

(LHD)

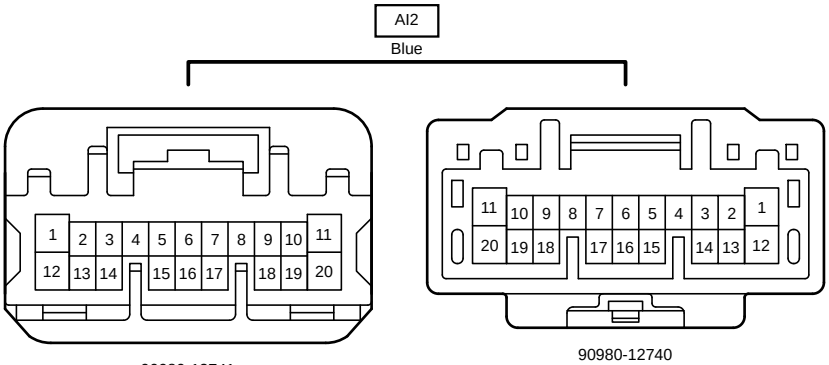

90980-12741

90980-12740

(RHD)

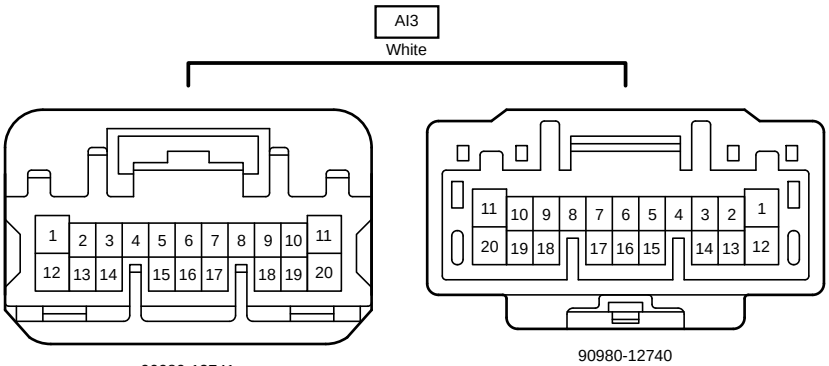

90980-12741

90980-12740

(LHD)

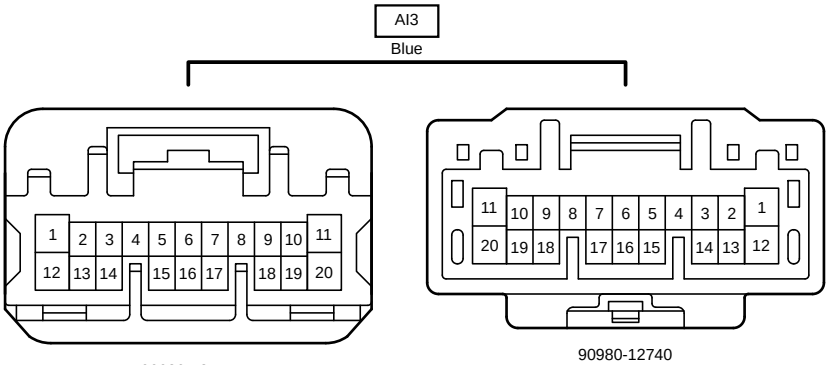

90980-12741

90980-12740

(RHD)

AI7
Gray

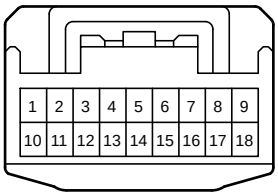

90980-12412

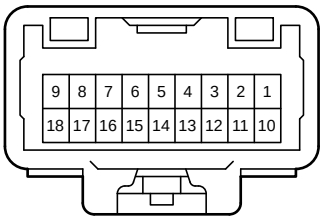

90980-12411

AI14
Gray

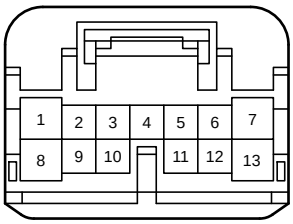

90980-12767

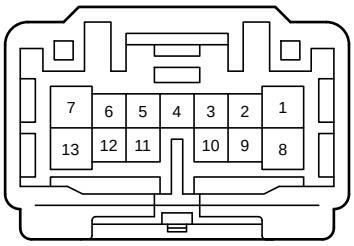

90980-12766

AI15
Blue

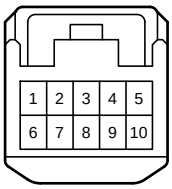

90980-12368

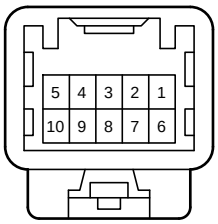

90980-12367

AQ1
White

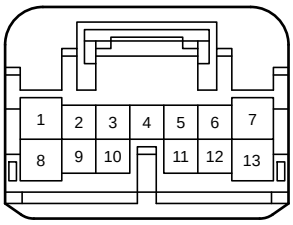

90980-12767

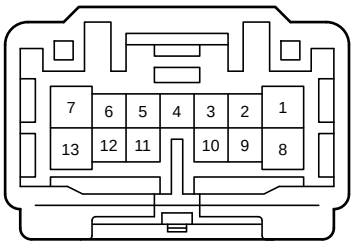

90980-12766

CA1
Blue

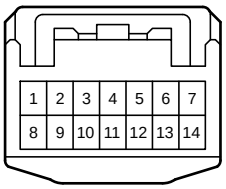

90980-12370

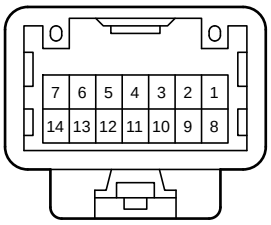

90980-12369

CA2
White

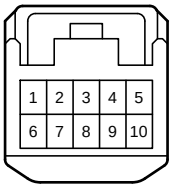

90980-12368

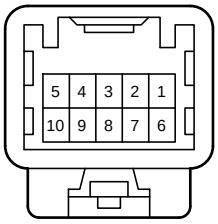

90980-12367

IQ2
Blue

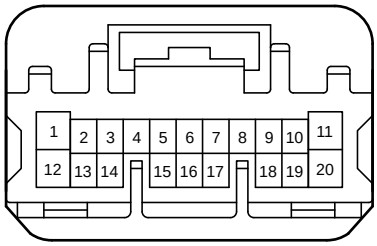

90980-12741

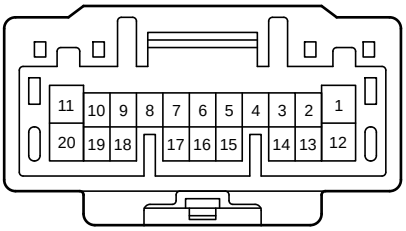

90980-12740

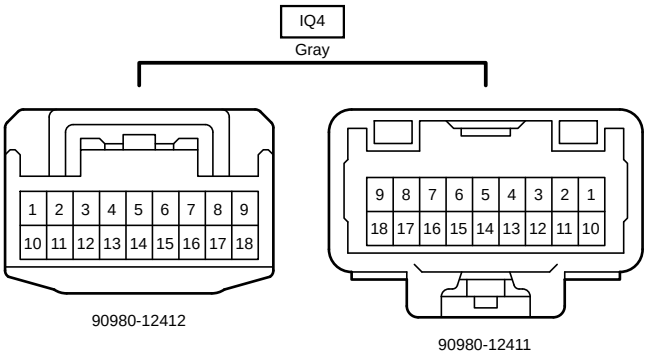

90980-12412

90980-12411

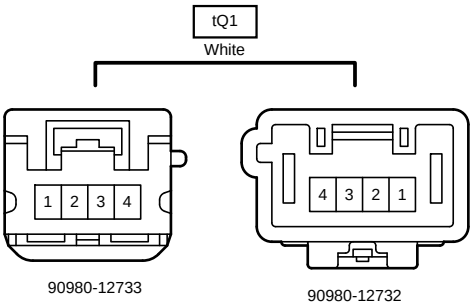

90980-12733

90980-12732

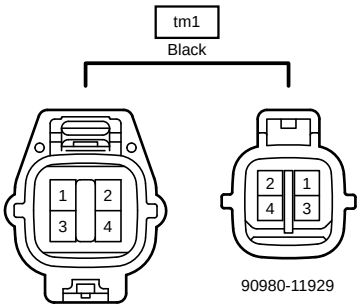

90980-11929

90980-11930