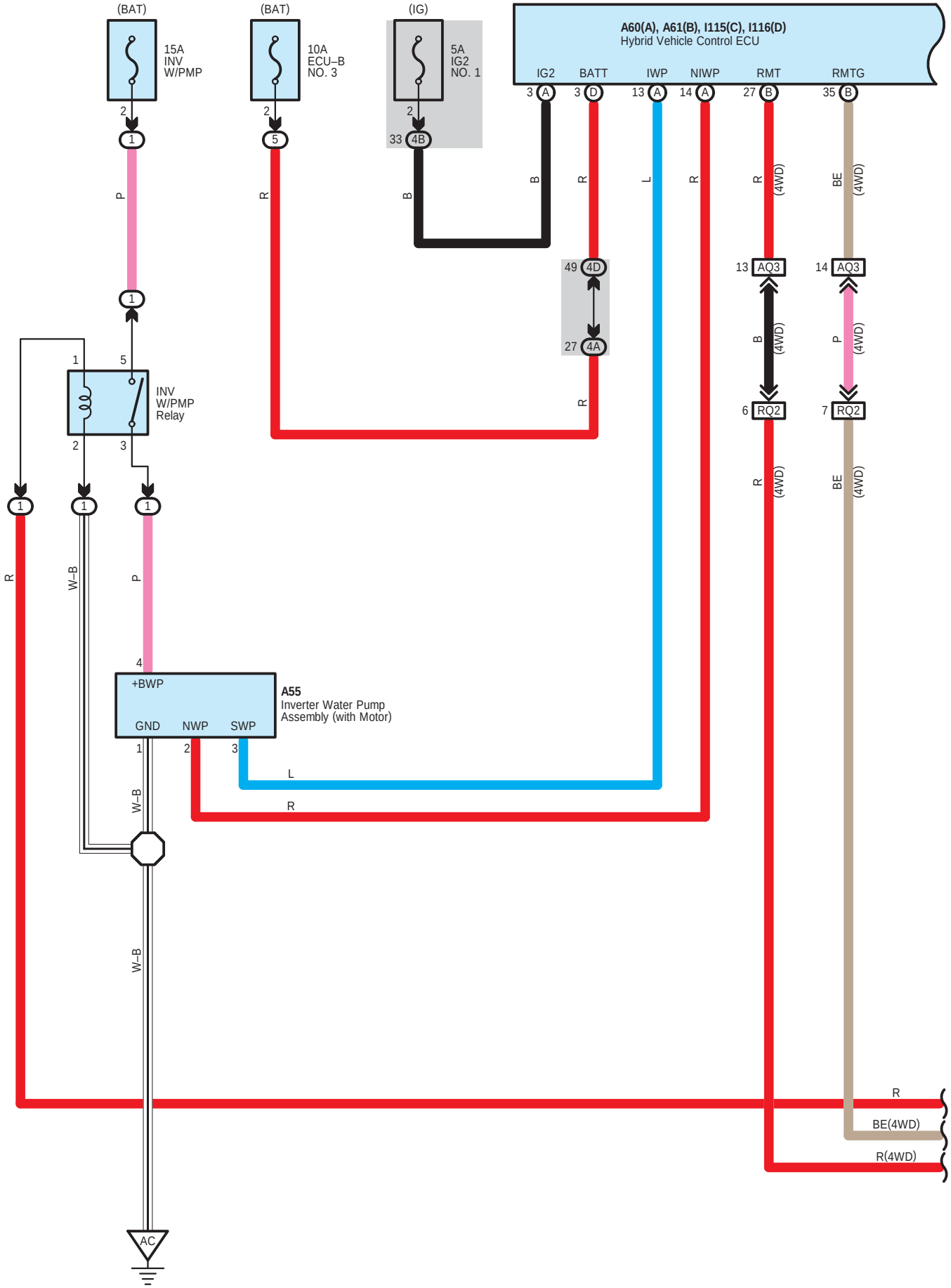
(BAT)
15A
INV
W/PMP
(BAT)
10A
ECU–B
NO. 3
(IG)
5A
IG2
NO. 1
A60(A), A61(B), I115(C), I116(D)
Hybrid Vehicle Control ECU
IG2
BATT
IWP
NIWP
RMT
RMTG
INV
W/PMP
Relay
A55
Inverter Water Pump
Assembly (with Motor)
+BWP
GND
NWP
SWP
AQ3
RQ2
(4WD)
BE(4WD)
R(4WD)
AC

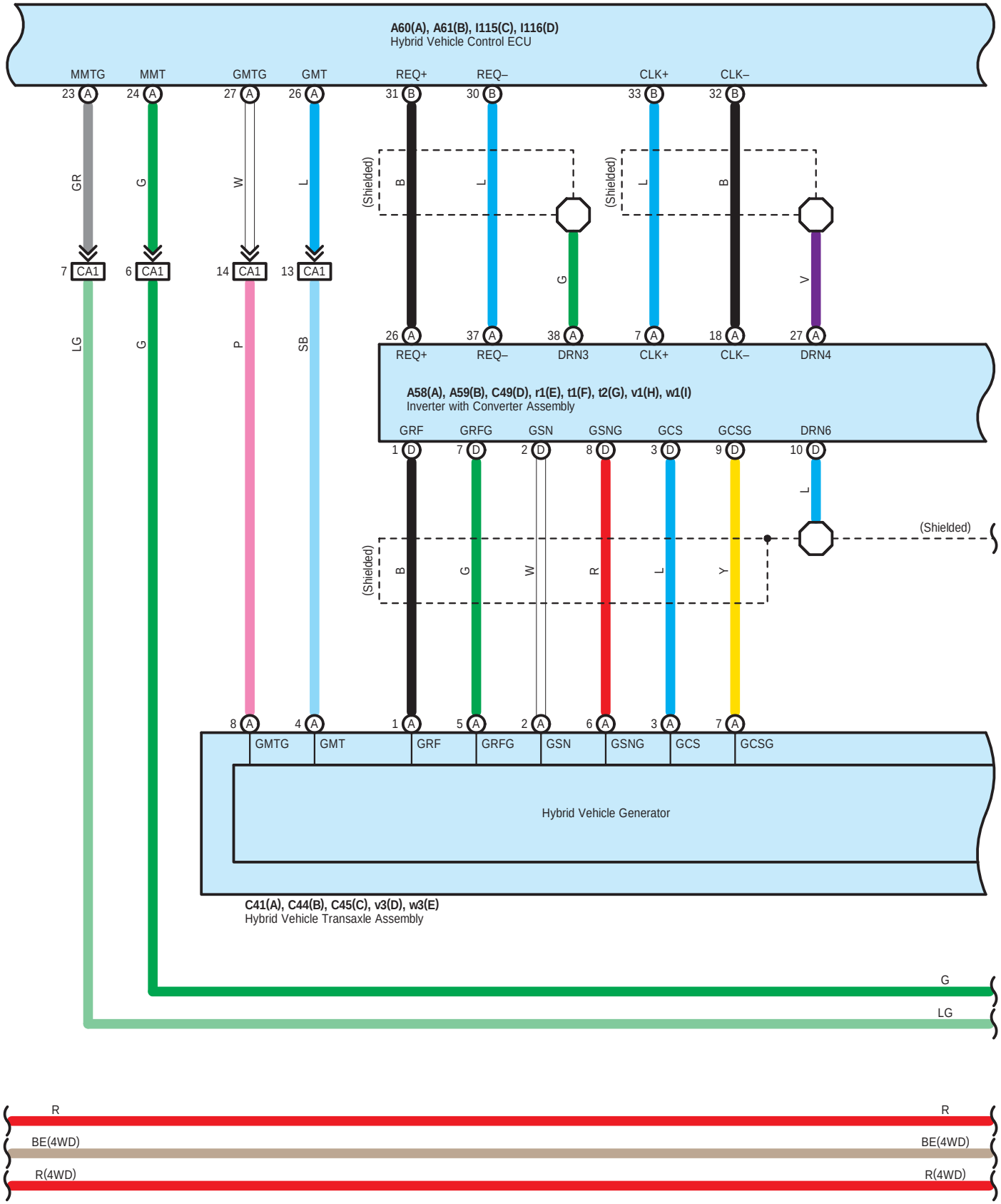
A60(A), A61(B), I115(C), I116(D)
Hybrid Vehicle Control ECU
MMTG
MMT
GMTG
GMT
REQ+
REQ–
CLK+
CLK–
23 A
24 A
27 A
26 A
31 B
30 B
33 B
32 B
GR
G
W
L
B
L
L
B
(Shielded)
(Shielded)
G
V
7 CA1
6 CA1
14 CA1
13 CA1
LG
G
P
SB
26 A
37 A
38 A
7 A
18 A
27 A
REQ+
REQ–
DRN3
CLK+
CLK–
DRN4
A58(A), A59(B), C49(D), r1(E), t1(F), t2(G), v1(H), w1(I)
Inverter with Converter Assembly
GRF
GRFG
GSN
GSNG
GCS
GCSG
DRN6
1 D
7 D
2 D
8 D
3 D
9 D
10 D
L
(Shielded)
(Shielded)
B
G
W
R
L
Y
8 A
4 A
1 A
5 A
2 A
6 A
3 A
7 A
GMTG
GMT
GRF
GRFG
GSN
GSNG
GCS
GCSG
Hybrid Vehicle Generator
C41(A), C44(B), C45(C), v3(D), w3(E)
Hybrid Vehicle Transaxle Assembly
G
LG
R
R
BE(4WD)
BE(4WD)
R(4WD)
R(4WD)

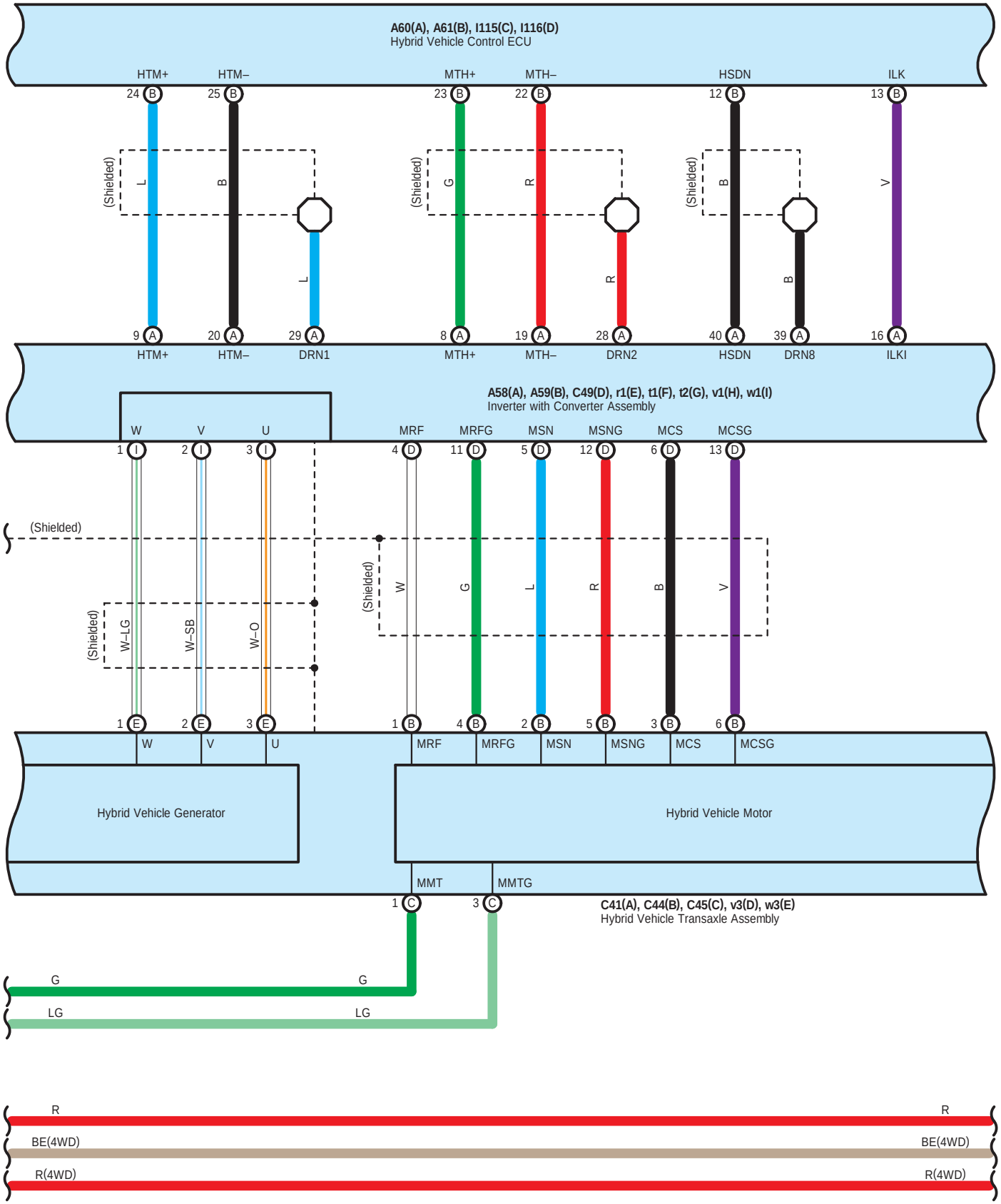
A60(A), A61(B), I115(C), I116(D)
Hybrid Vehicle Control ECU
HTM+
HTM–
MTH+
MTH–
HSDN
ILK
24 B
25 B
23 B
22 B
12 B
13 B
(Shielded)
L
B
G
R
B
V
9 A
20 A
29 A
8 A
19 A
28 A
40 A
39 A
16 A
HTM+
HTM–
DRN1
MTH+
MTH–
DRN2
HSDN
DRN8
ILKI
A58(A), A59(B), C49(D), r1(E), t1(F), t2(G), v1(H), w1(I)
Inverter with Converter Assembly
W
V
U
MRF
MRFG
MSN
MSNG
MCS
MCSG
1 I
2 I
3 I
4 D
11 D
5 D
12 D
6 D
13 D
(Shielded)
W–LG
W–SB
W–O
W
G
L
R
B
V
1 E
2 E
3 E
1 B
4 B
2 B
5 B
3 B
6 B
Hybrid Vehicle Generator
Hybrid Vehicle Motor
MMT
MMTG
1 C
3 C
C41(A), C44(B), C45(C), v3(D), w3(E)
Hybrid Vehicle Transaxle Assembly
G
LG
R
BE(4WD)
R(4WD)

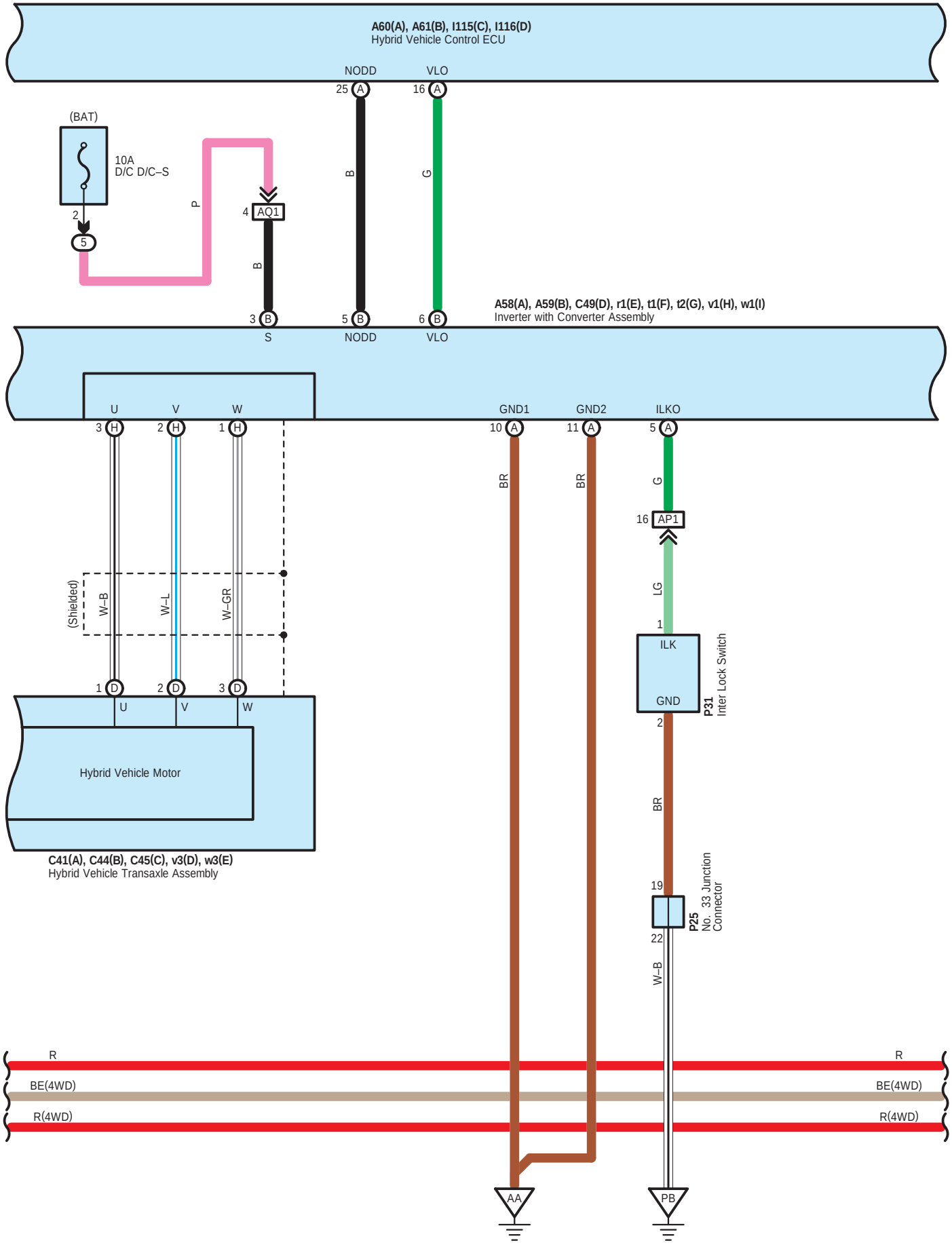
A60(A), A61(B), I115(C), I116(D)
Hybrid Vehicle Control ECU
NODD
VLO
25 A
16 A
(BAT)
10A
D/C D/C–S
2
5
P
4 AQ1
B
B
G
3 B
5 B
6 B
S
NODD
VLO
A58(A), A59(B), C49(D), r1(E), t1(F), t2(G), v1(H), w1(I)
Inverter with Converter Assembly
U
V
W
3 H
2 H
1 H
GND1
GND2
ILKO
10 A
11 A
5 A
BR
BR
G
16 AP1
LG
1
ILK
GND
P31
Inter Lock Switch
2
(Shielded)
W–B
W–L
W–GR
1 D
2 D
3 D
U
V
W
Hybrid Vehicle Motor
C41(A), C44(B), C45(C), v3(D), w3(E)
Hybrid Vehicle Transaxle Assembly
BR
19
P25
No. 33 Junction Connector
22
W–B
R
BE(4WD)
R(4WD)
R
BE(4WD)
R(4WD)
AA
PB

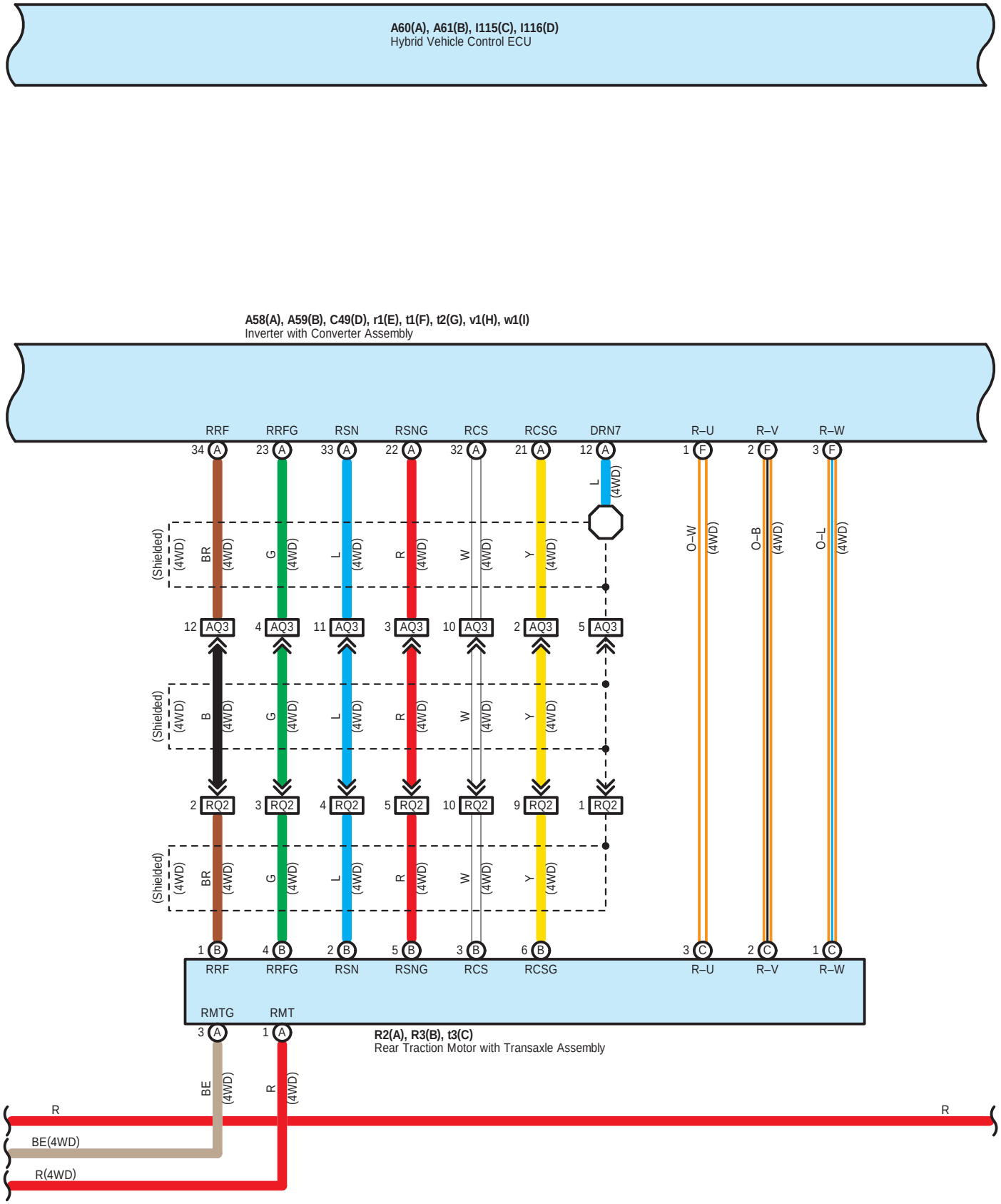
A60(A), A61(B), I115(C), I116(D)
Hybrid Vehicle Control ECU
A58(A), A59(B), C49(D), r1(E), t1(F), t2(G), v1(H), w1(I)
Inverter with Converter Assembly
RRF
RRFG
RSN
RSNG
RCS
RCSG
DRN7
R–U
R–V
R–W
34 A
23 A
33 A
22 A
32 A
21 A
12 A
1 F
2 F
3 F
L (4WD)
(Shielded) (4WD) BR (4WD)
G (4WD)
L (4WD)
R (4WD)
W (4WD)
Y (4WD)
O–W (4WD)
O–B (4WD)
O–L (4WD)
12 AQ3
4 AQ3
11 AQ3
3 AQ3
10 AQ3
2 AQ3
5 AQ3
(Shielded) (4WD) B (4WD)
G (4WD)
L (4WD)
R (4WD)
W (4WD)
Y (4WD)
2 RQ2
3 RQ2
4 RQ2
5 RQ2
10 RQ2
9 RQ2
1 RQ2
(Shielded) (4WD) BR (4WD)
G (4WD)
L (4WD)
R (4WD)
W (4WD)
Y (4WD)
1 B
4 B
2 B
5 B
3 B
6 B
3 C
2 C
1 C
RRF
RRFG
RSN
RSNG
RCS
RCSG
R–U
R–V
R–W
RMTG
RMT
3 A
1 A
R2(A), R3(B), t3(C)
Rear Traction Motor with Transaxle Assembly
BE (4WD)
R (4WD)
R
R
BE(4WD)
R(4WD)

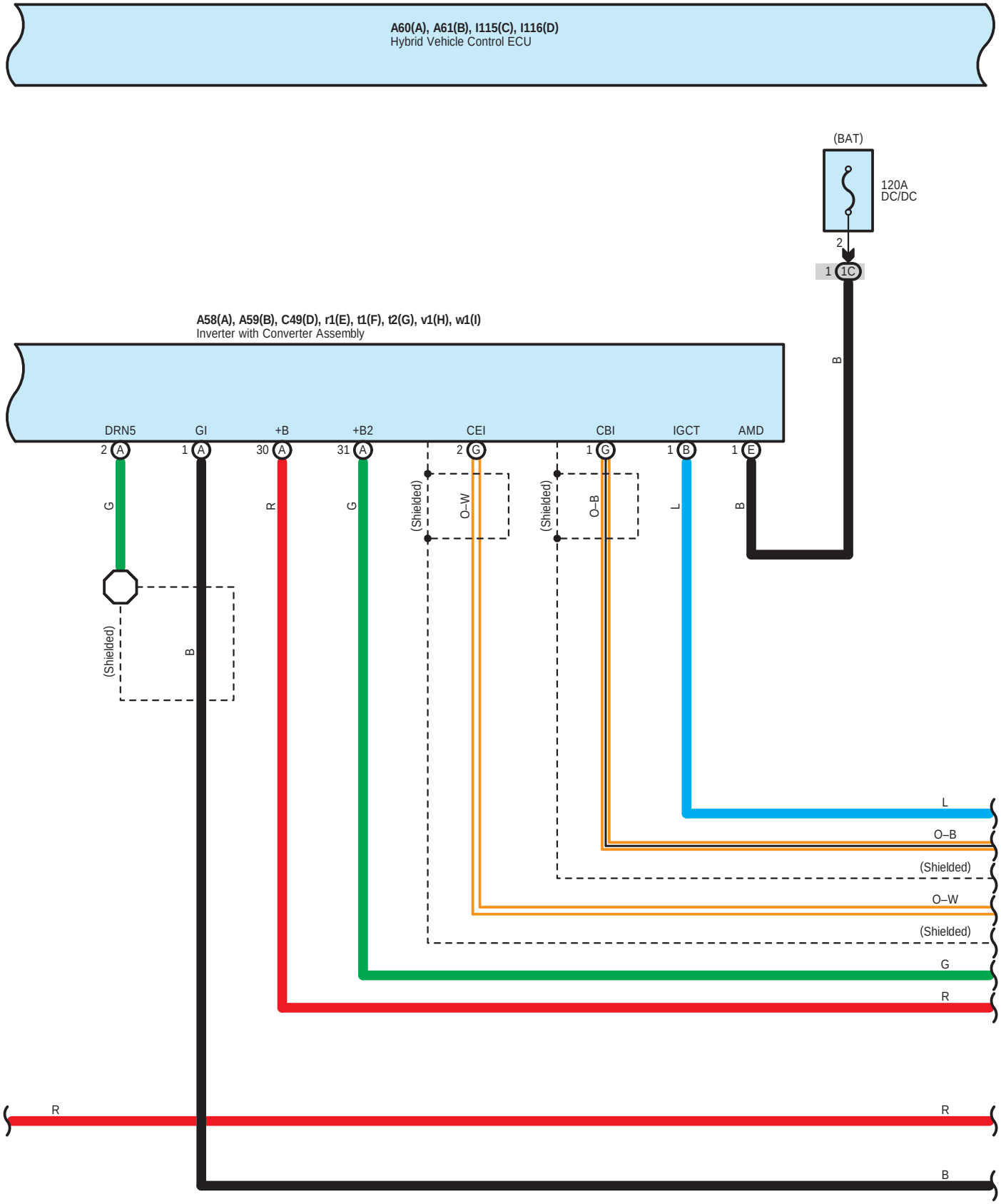
A60(A), A61(B), I115(C), I116(D)
Hybrid Vehicle Control ECU
(BAT)
120A
DC/DC
2
1 1C
B
A58(A), A59(B), C49(D), r1(E), t1(F), t2(G), v1(H), w1(I)
Inverter with Converter Assembly
DRN5
GI
+B
+B2
CEI
CBI
IGCT
AMD
2 A
1 A
30 A
31 A
2 G
1 G
1 B
1 E
G
R
G
(Shielded)
O–W
(Shielded)
O–B
L
B
(Shielded)
B
L
O–B
(Shielded)
O–W
(Shielded)
G
R
R
R
B

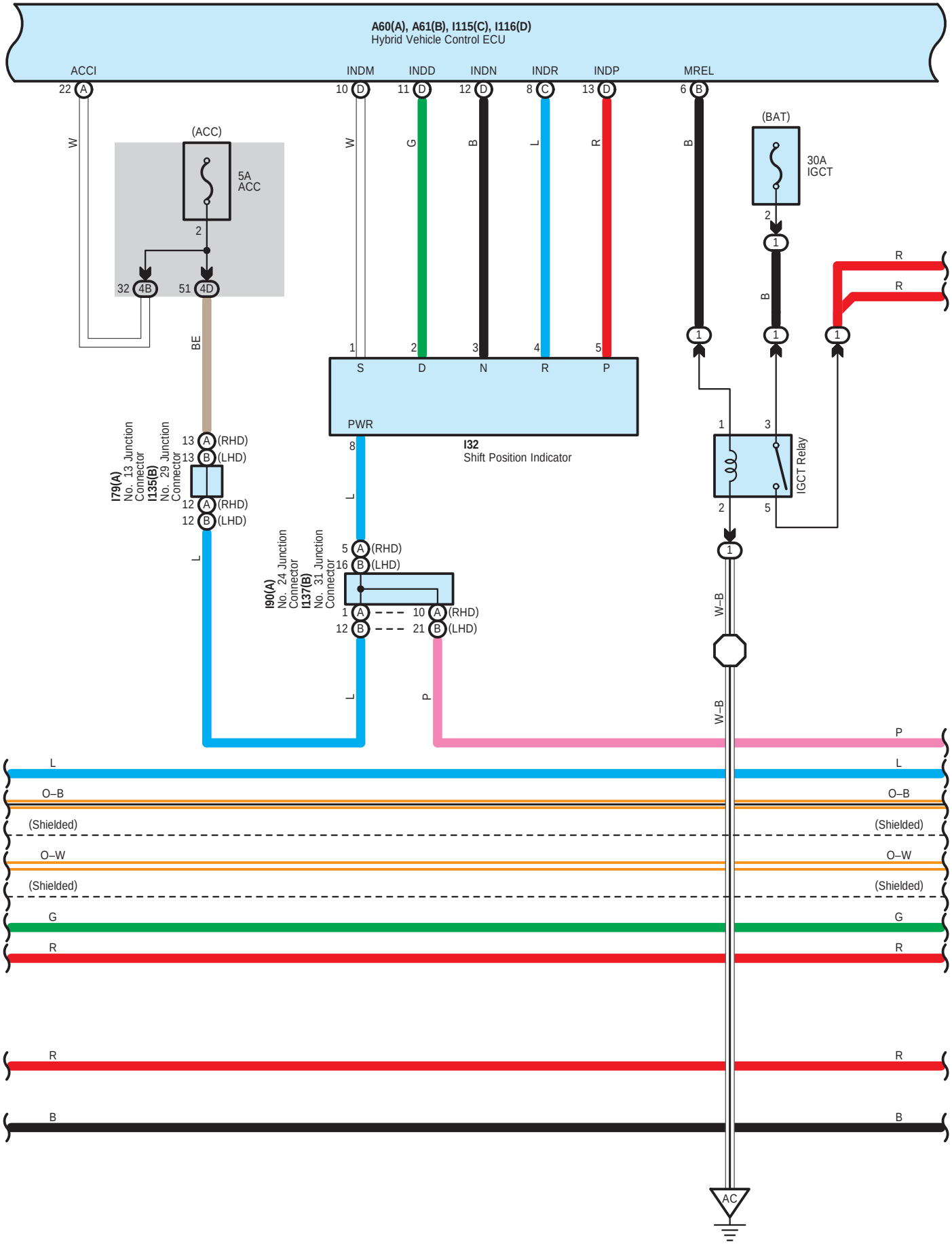
A60(A), A61(B), I115(C), I116(D)
Hybrid Vehicle Control ECU
ACCI
INDM
INDD
INDN
INDR
INDP
MREL
22 A
10 D
11 D
12 D
8 C
13 D
6 B
(ACC)
5A
ACC
2
32 4B
51 4D
(BAT)
30A
IGCT
W
G
B
L
R
BE
1
2
3
4
5
S
D
N
R
P
PWR
8
I32
Shift Position Indicator
I79(A)
No. 13 Junction Connector
I135(B)
No. 29 Junction Connector
13 A (RHD)
13 B (LHD)
12 A (RHD)
12 B (LHD)
I90(A)
No. 24 Junction Connector
I137(B)
No. 31 Junction Connector
5 A (RHD)
16 B (LHD)
1 A
12 B
10 A (RHD)
21 B (LHD)
IGCT Relay
W–B
(Shielded)
O–B
O–W
AC

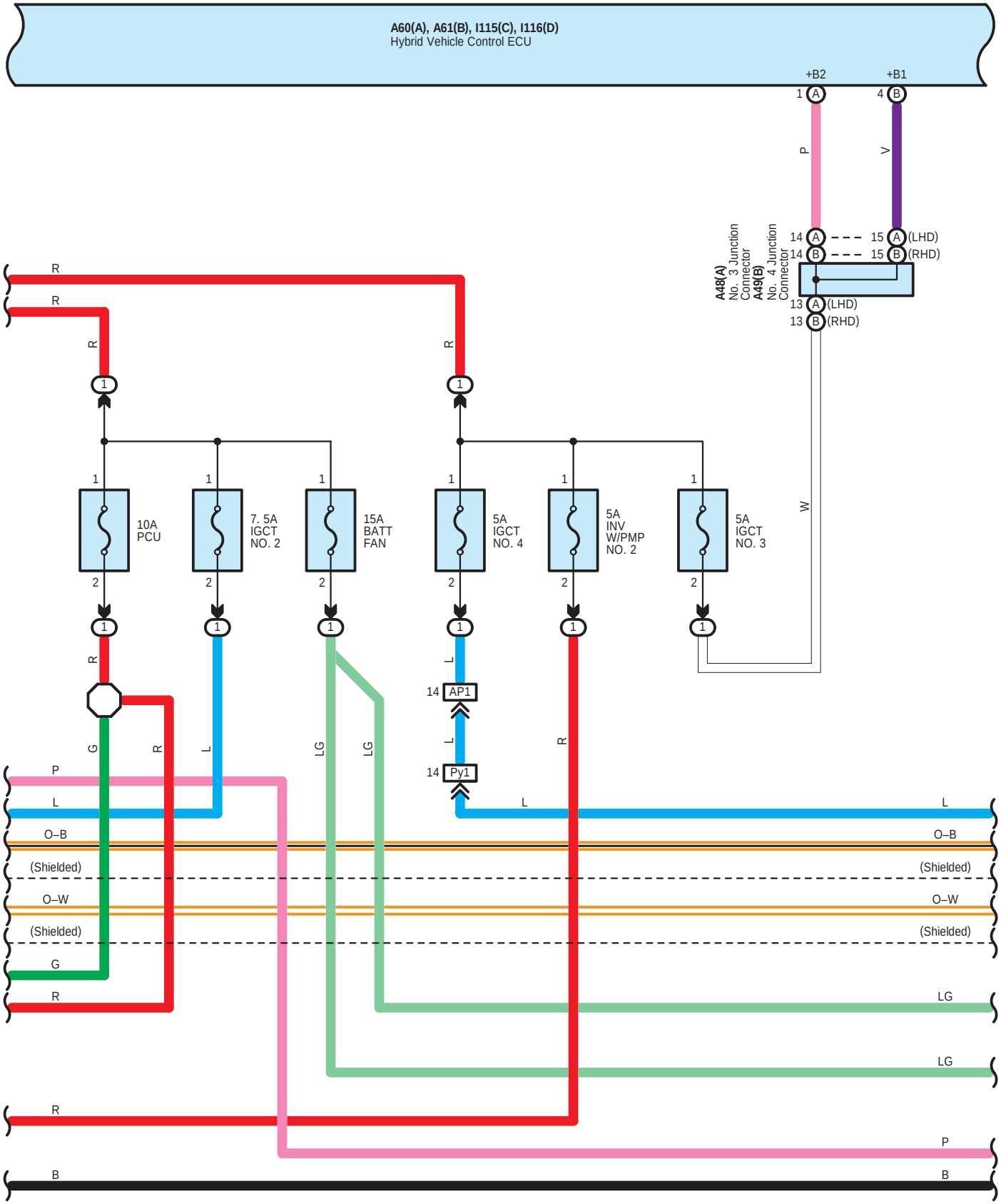
A60(A), A61(B), I115(C), I116(D)
Hybrid Vehicle Control ECU
+B2
+B1
A48(A)
No. 3 Junction Connector
A49(B)
No. 4 Junction Connector
(LHD)
(RHD)
10A
PCU
7. 5A
IGCT
NO. 2
15A
BATT
FAN
5A
IGCT
NO. 4
5A
INV
W/PMP
NO. 2
5A
IGCT
NO. 3
AP1
Py1
(Shielded)
O–B
O–W
LG

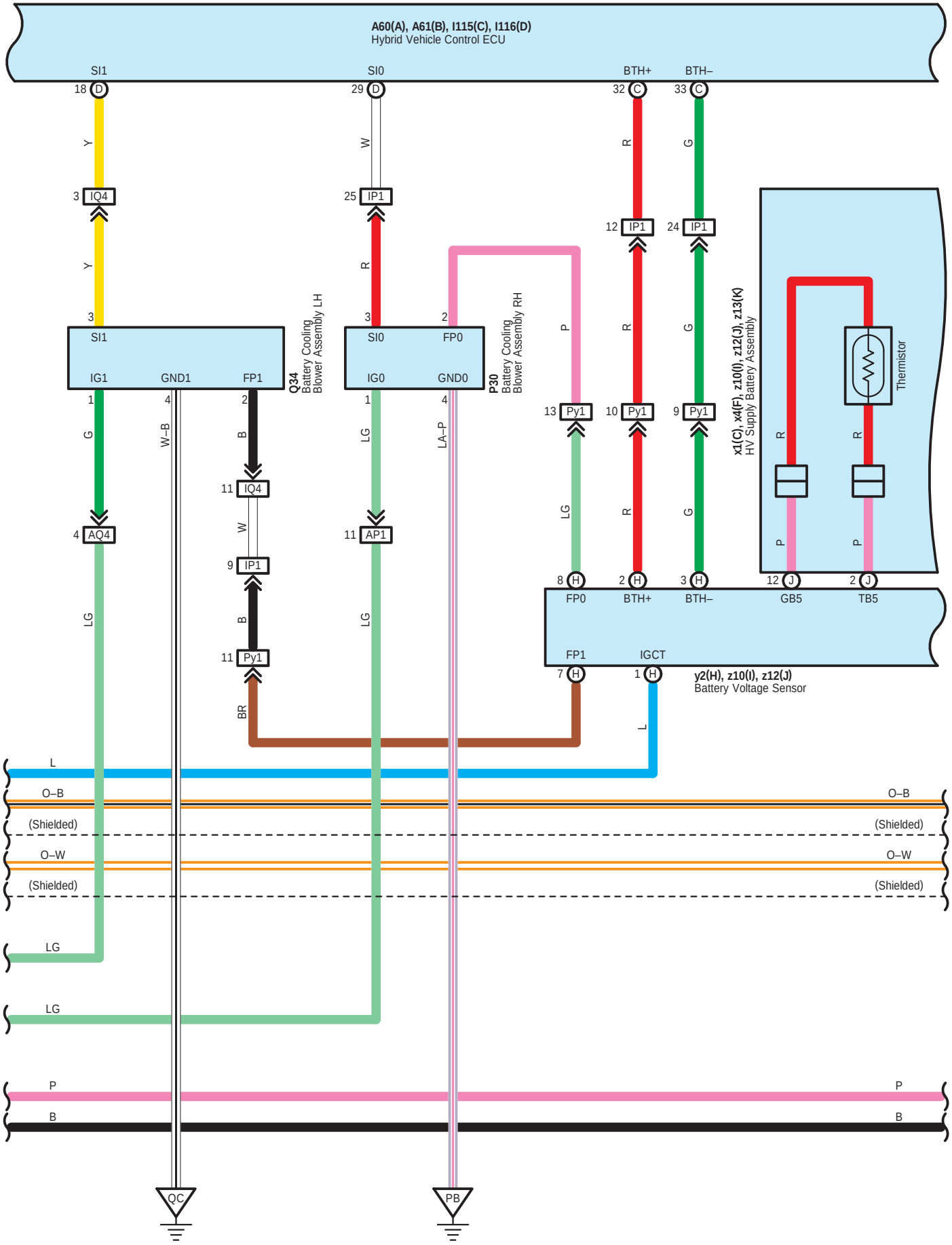
A60(A), A61(B), I115(C), I116(D)
Hybrid Vehicle Control ECU
SI1
SI0
BTH+
BTH–
18 D
29 D
32 C
33 C
Y
W
R
G
3 IQ4
25 IP1
12 IP1
24 IP1
Y
R
R
G
3
3
2
SI1
SI0
FP0
IG1
GND1
FP1
IG0
GND0
Q34
Battery Cooling Blower Assembly LH
P30
Battery Cooling Blower Assembly RH
P
1
4
2
1
4
G
W–B
B
LG
LA–P
11 IQ4
4 AQ4
W
11 AP1
9 IP1
B
LG
LG
11 Py1
BR
13 Py1
10 Py1
9 Py1
LG
R
G
8 H
2 H
3 H
FP0
BTH+
BTH–
FP1
IGCT
7 H
1 H
L
x1(C), x4(F), z10(I), z12(J), z13(K)
HV Supply Battery Assembly
Thermistor
R
R
P
P
12 J
2 J
GB5
TB5
y2(H), z10(I), z12(J)
Battery Voltage Sensor
L
O–B
(Shielded)
O–W
(Shielded)
LG
LG
P
B
QC
PB

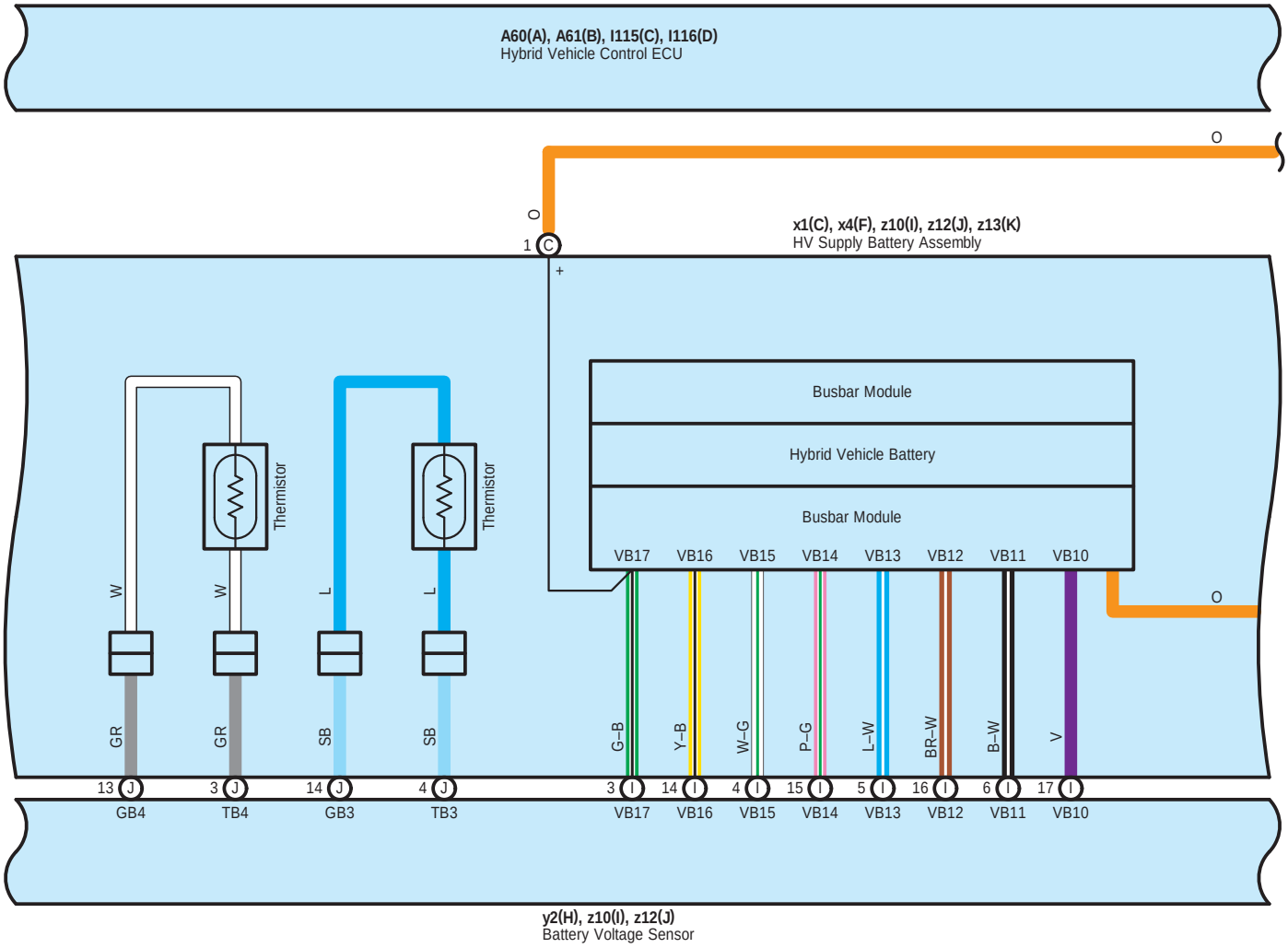
A60(A), A61(B), I115(C), I116(D)
Hybrid Vehicle Control ECU
O
O
1 C
x1(C), x4(F), z10(I), z12(J), z13(K)
HV Supply Battery Assembly
+
Busbar Module
Hybrid Vehicle Battery
Busbar Module
VB17 VB16 VB15 VB14 VB13 VB12 VB11 VB10
Thermistor
Thermistor
W
W
L
L
GR
GR
SB
SB
G–B
Y–B
W–G
P–G
L–W
BR–W
B–W
V
O
13 J 3 J 14 J 4 J
GB4 TB4 GB3 TB3
3 I 14 I 4 I 15 I 5 I 16 I 6 I 17 I
VB17 VB16 VB15 VB14 VB13 VB12 VB11 VB10
y2(H), z10(I), z12(J)
Battery Voltage Sensor

O–B
O–B
(Shielded)
(Shielded)
O–W
O–W
(Shielded)
(Shielded)

P
P
B
B

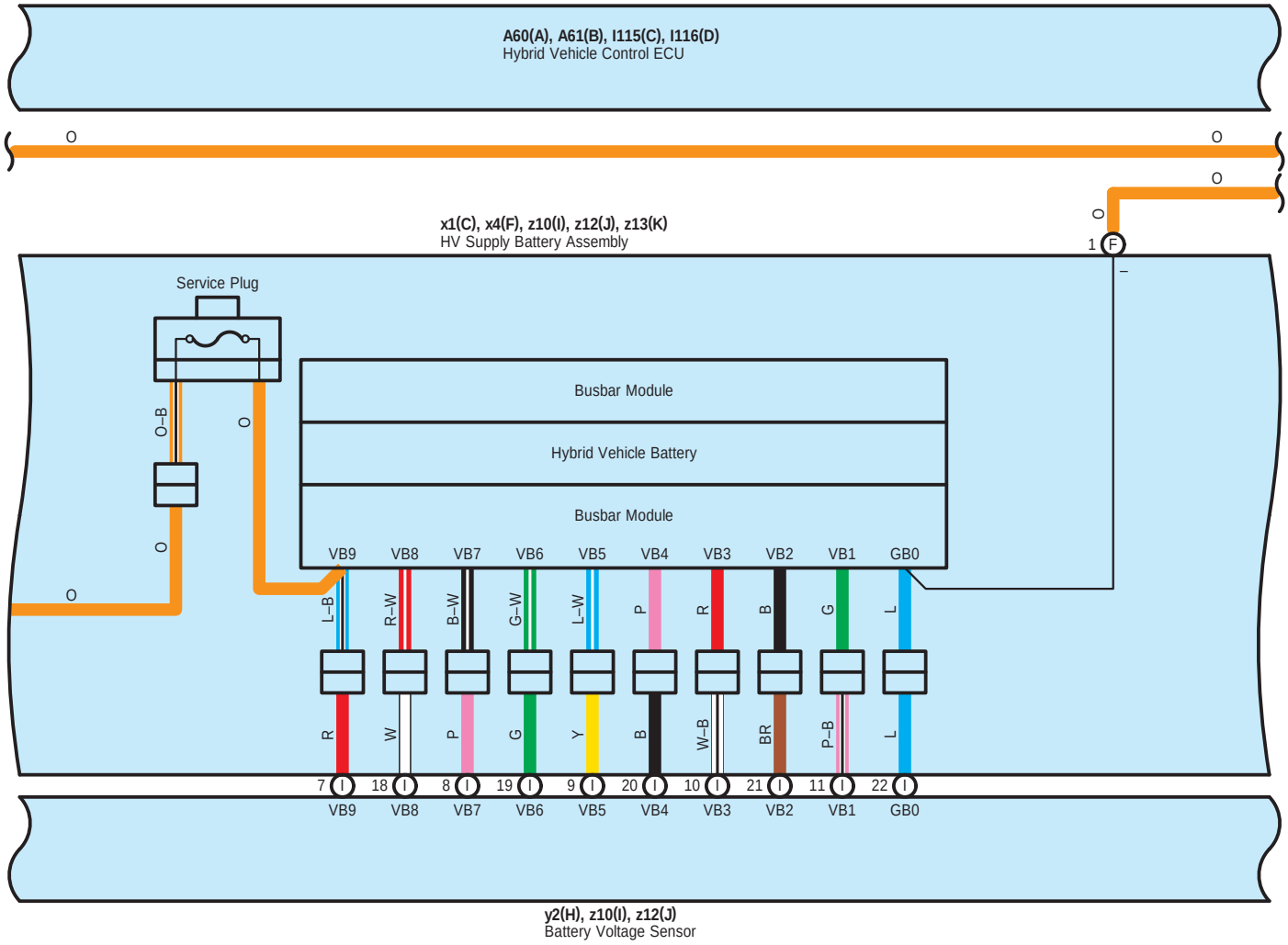
A60(A), A61(B), I115(C), I116(D)
Hybrid Vehicle Control ECU
O
O
O
O
x1(C), x4(F), z10(I), z12(J), z13(K)
HV Supply Battery Assembly
1 F
Service Plug
O–B
O
O
O
Busbar Module
Hybrid Vehicle Battery
Busbar Module
VB9 VB8 VB7 VB6 VB5 VB4 VB3 VB2 VB1 GB0
L–B R–W B–W G–W L–W P R B G L
R W P G Y B W–B BR P–B L
7 18 8 19 9 20 10 21 11 22
VB9 VB8 VB7 VB6 VB5 VB4 VB3 VB2 VB1 GB0
y2(H), z10(I), z12(J)
Battery Voltage Sensor

O–B
O–B
(Shielded)
(Shielded)
O–W
O–W
(Shielded)
(Shielded)

P
P
B
B

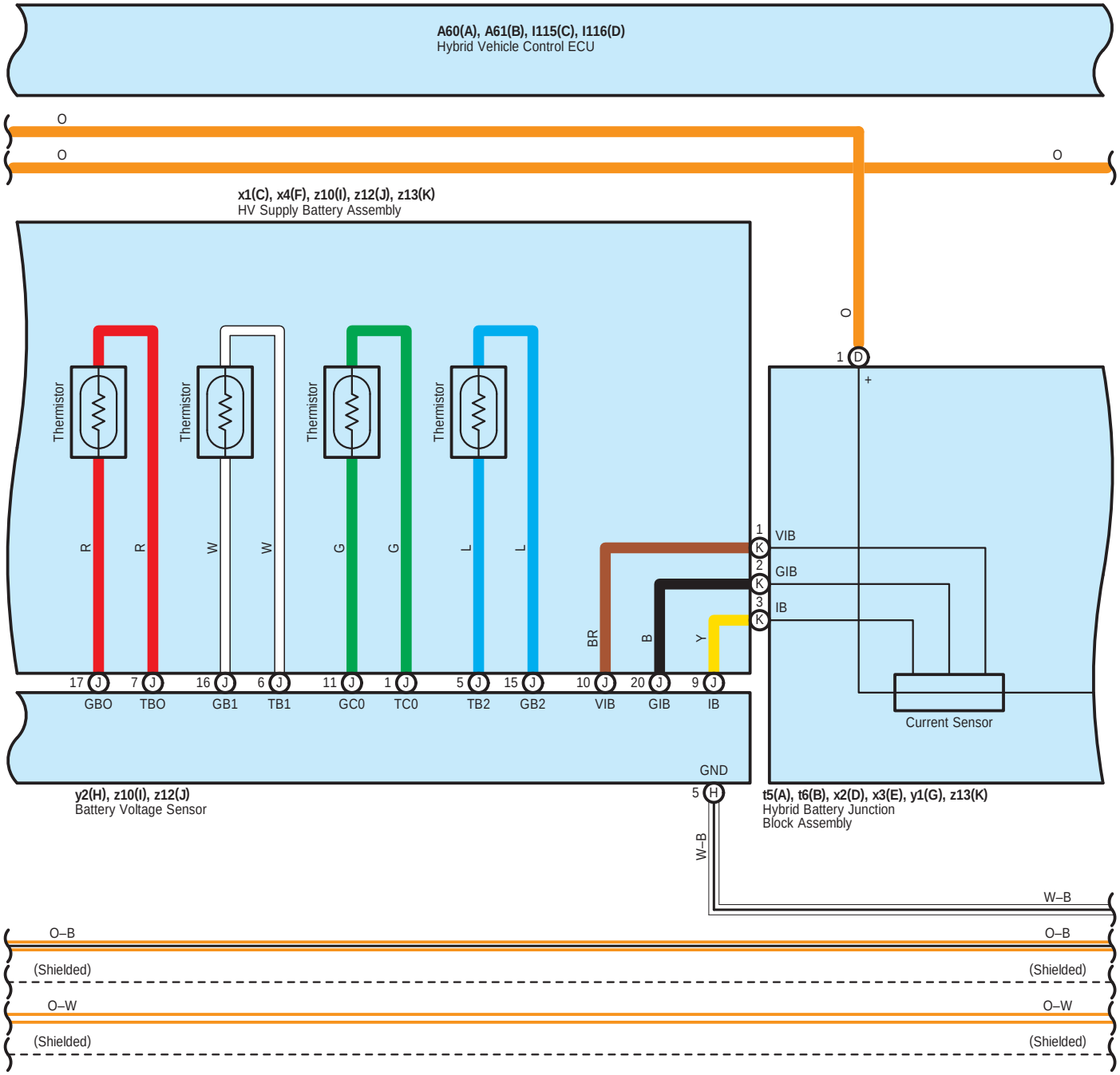
A60(A), A61(B), I115(C), I116(D)
Hybrid Vehicle Control ECU
O
O
O
x1(C), x4(F), z10(I), z12(J), z13(K)
HV Supply Battery Assembly
Thermistor
Thermistor
Thermistor
Thermistor
R
R
W
W
G
G
L
L
BR
B
Y
O
1 D
+
1 K VIB
2 K GIB
3 K IB
17 J GBO
7 J TBO
16 J GB1
6 J TB1
11 J GC0
1 J TC0
5 J TB2
15 J GB2
10 J VIB
20 J GIB
9 J IB
Current Sensor
GND
5 H
y2(H), z10(I), z12(J)
Battery Voltage Sensor
t5(A), t6(B), x2(D), x3(E), y1(G), z13(K)
Hybrid Battery Junction
Block Assembly
W–B
W–B
O–B
O–B
(Shielded)
(Shielded)
O–W
O–W
(Shielded)
(Shielded)

P
P
B
B

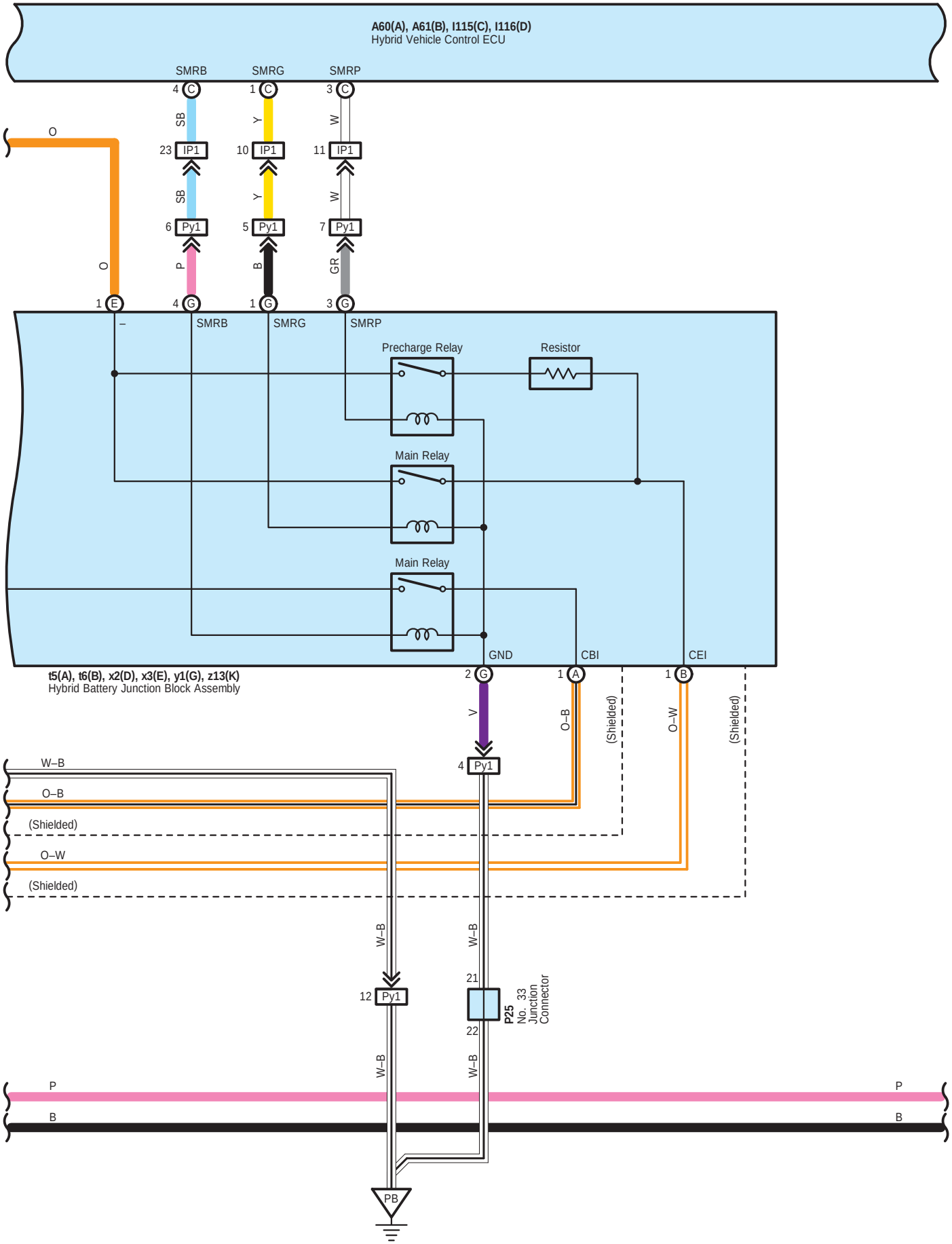
A60(A), A61(B), I115(C), I116(D)
Hybrid Vehicle Control ECU
SMRB
SMRG
SMRP
4 C
1 C
3 C
SB
Y
W
O
23 IP1
10 IP1
11 IP1
SB
Y
W
6 Py1
5 Py1
7 Py1
O
P
B
GR
1 E
4 G
1 G
3 G
–
SMRB
SMRG
SMRP
Precharge Relay
Resistor
Main Relay
Main Relay
GND
CBI
CEI
t5(A), t6(B), x2(D), x3(E), y1(G), z13(K)
Hybrid Battery Junction Block Assembly
2 G
1 A
1 B
V
O–B
(Shielded)
O–W
(Shielded)
4 Py1
W–B
O–B
(Shielded)
O–W
(Shielded)
W–B
W–B
12 Py1
21
22
P25
No. 33
Junction
Connector
W–B
W–B
P
B
P
B
PB

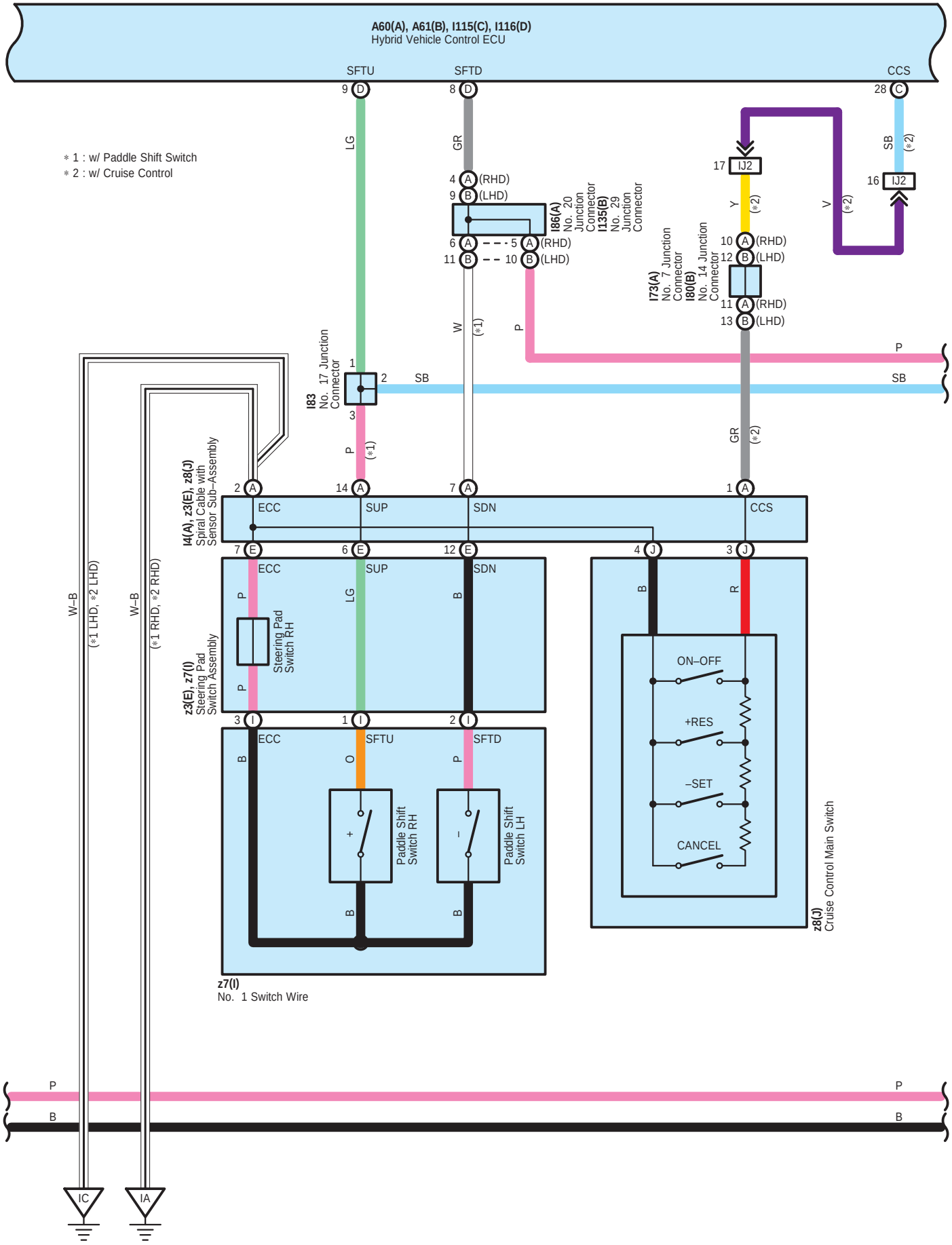
A60(A), A61(B), I115(C), I116(D)
Hybrid Vehicle Control ECU
SFTU
SFTD
CCS
∗1 : w/ Paddle Shift Switch
∗2 : w/ Cruise Control
I86(A) No. 20 Junction Connector
I135(B) No. 29 Junction Connector
I73(A) No. 7 Junction Connector
I80(B) No. 14 Junction Connector
I83 No. 17 Junction Connector
I4(A), z3(E), z8(J) Spiral Cable with Sensor Sub-Assembly
ECC
SUP
SDN
CCS
z3(E), z7(I) Steering Pad Switch Assembly
Steering Pad Switch RH
Paddle Shift Switch RH
Paddle Shift Switch LH
z7(I) No. 1 Switch Wire
z8(J) Cruise Control Main Switch
ON–OFF
+RES
–SET
CANCEL
W–B
(∗1 LHD, ∗2 LHD)
(∗1 RHD, ∗2 RHD)
IC
IA

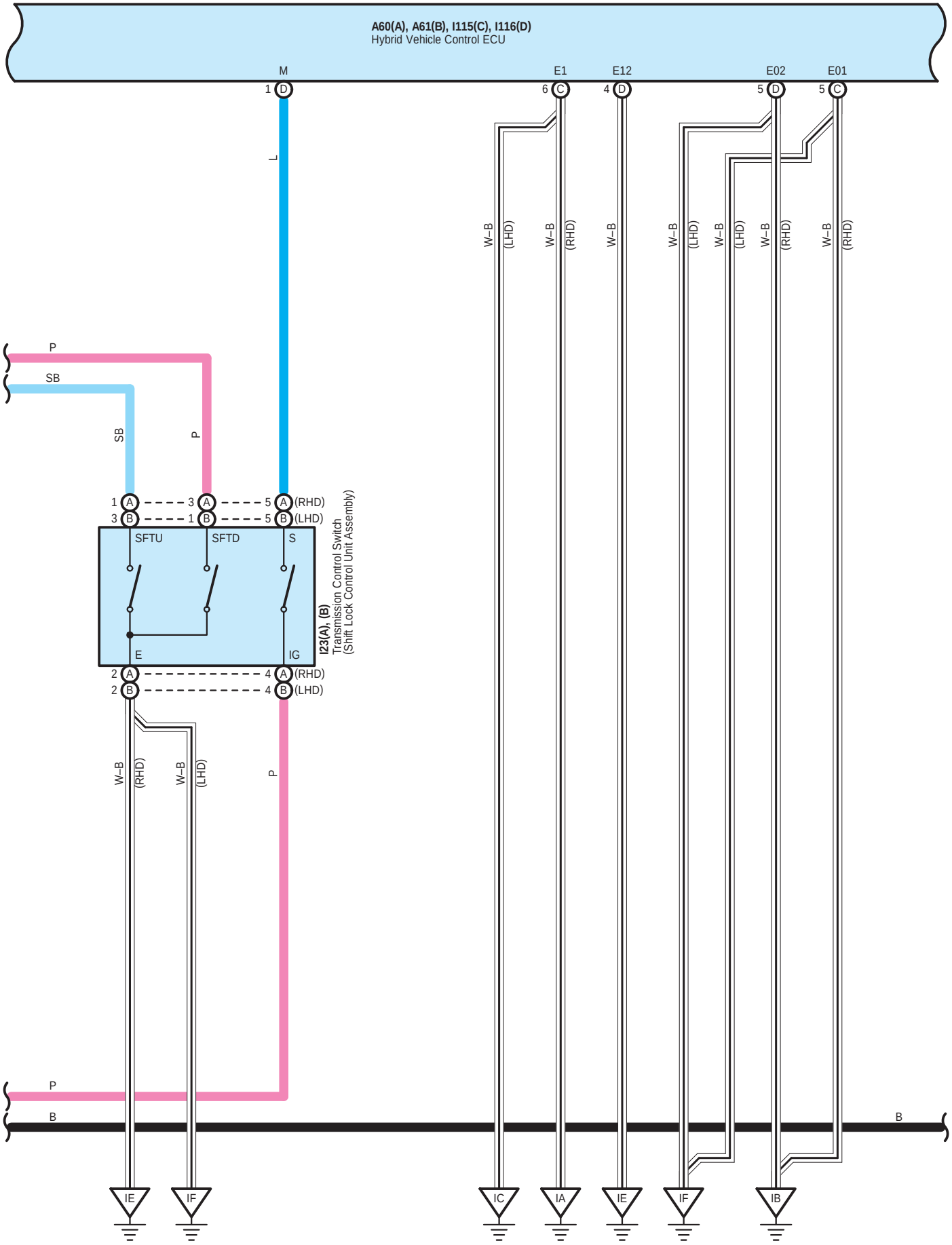
A60(A), A61(B), I115(C), I116(D)
Hybrid Vehicle Control ECU
M
E1
E12
E02
E01
1 D
6 C
4 D
5 D
5 C
L
W–B
(LHD)
(RHD)
P
SB
1 A
3 B
3 A
1 B
5 A (RHD)
5 B (LHD)
SFTU
SFTD
S
E
IG
2 A
2 B
4 A (RHD)
4 B (LHD)
I23(A), (B)
Transmission Control Switch
(Shift Lock Control Unit Assembly)
B
IE
IF
IC
IA
IB

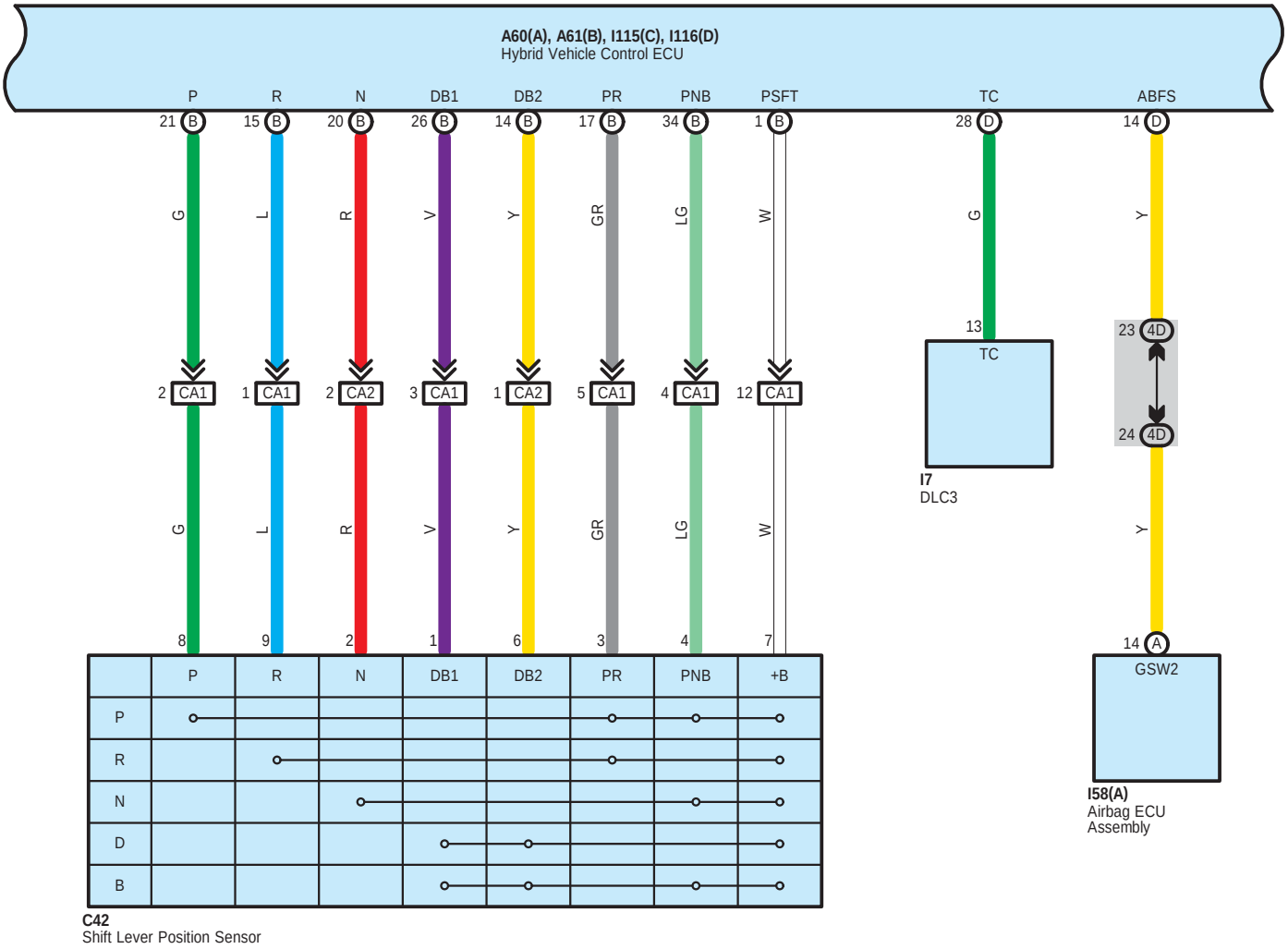
A60(A), A61(B), I115(C), I116(D)
Hybrid Vehicle Control ECU
P
R
N
DB1
DB2
PR
PNB
PSFT
TC
ABFS
21 B
15 B
20 B
26 B
14 B
17 B
34 B
1 B
28 D
14 D
G
L
R
V
Y
GR
LG
W
G
Y
13
TC
I7
DLC3
23 4D
24 4D
2 CA1
1 CA1
2 CA2
3 CA1
1 CA2
5 CA1
4 CA1
12 CA1
G
L
R
V
Y
GR
LG
W
Y
8
9
2
1
6
3
4
7
14 A
GSW2
I58(A)
Airbag ECU
Assembly
P
R
N
DB1
DB2
PR
PNB
+B
P
R
N
D
B
C42
Shift Lever Position Sensor

B
B

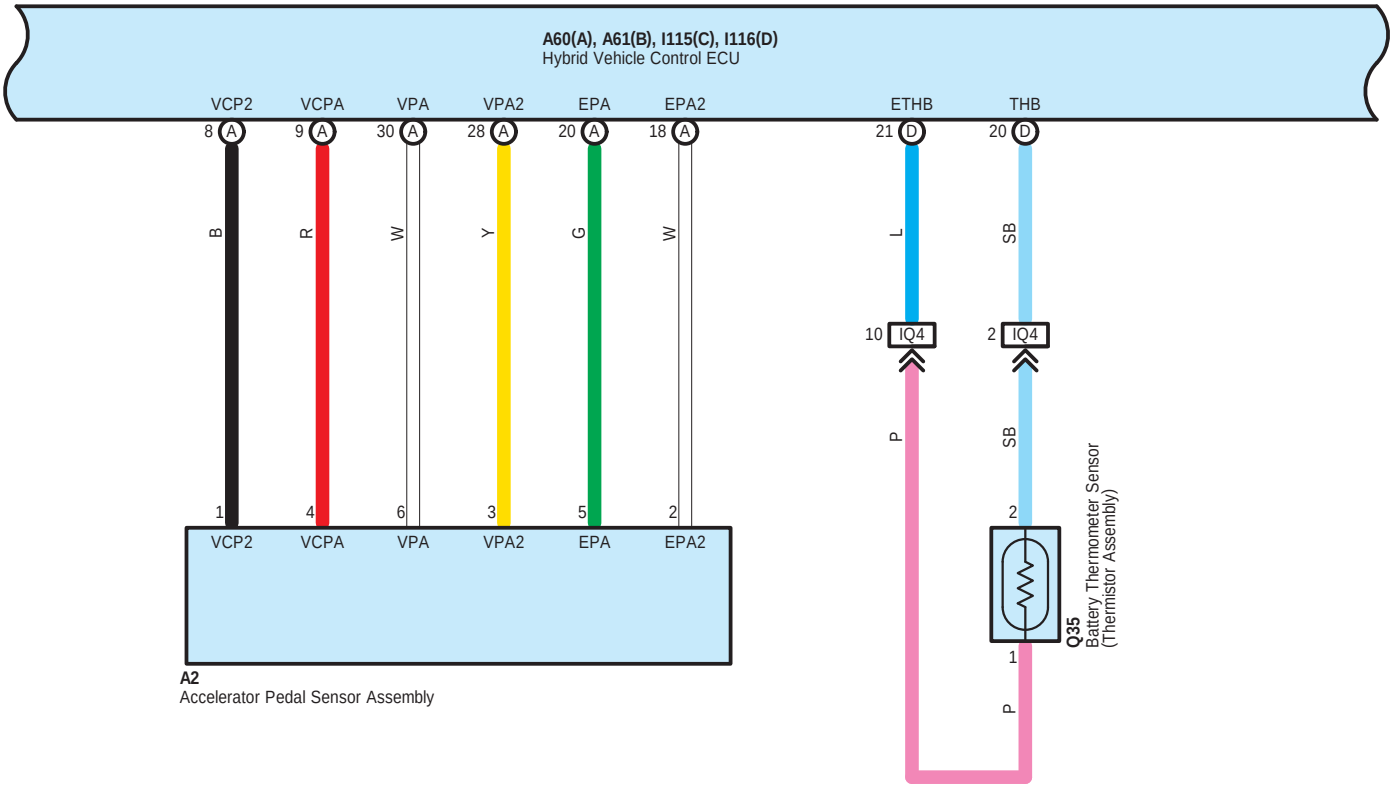
A60(A), A61(B), I115(C), I116(D)
Hybrid Vehicle Control ECU
VCP2
VCPA
VPA
VPA2
EPA
EPA2
ETHB
THB
8 A
9 A
30 A
28 A
20 A
18 A
21 D
20 D
B
R
W
Y
G
W
L
SB
10 IQ4
2 IQ4
P
SB
1
4
6
3
5
2
2
1
P
VCP2
VCPA
VPA
VPA2
EPA
EPA2
A2
Accelerator Pedal Sensor Assembly
Q35
Battery Thermometer Sensor
(Thermistor Assembly)

B
B

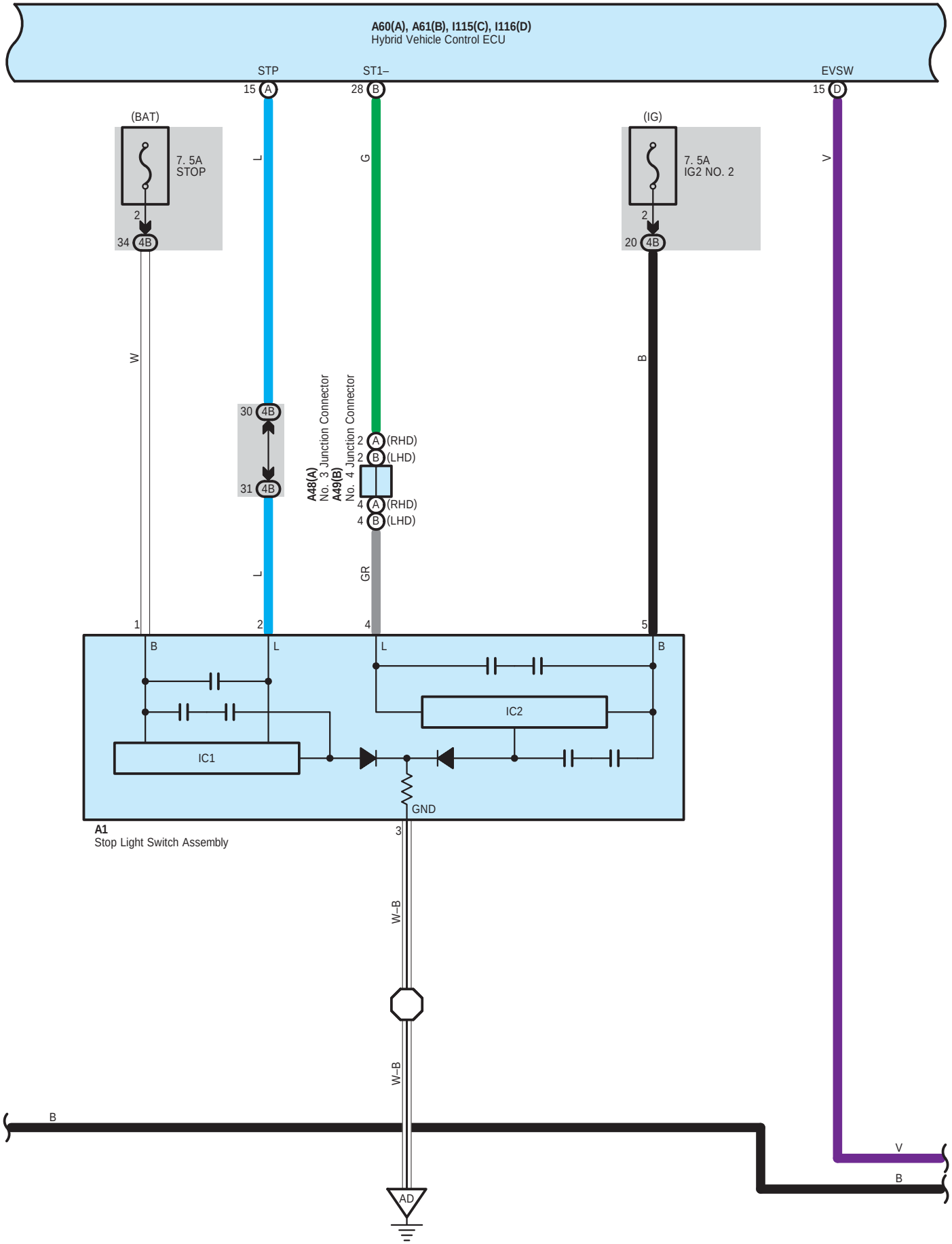
A60(A), A61(B), I115(C), I116(D)
Hybrid Vehicle Control ECU
STP
ST1–
EVSW
15 A
28 B
15 D
(BAT)
7. 5A
STOP
2
34 4B
(IG)
7. 5A
IG2 NO. 2
2
20 4B
L
G
V
W
B
30 4B
31 4B
A48(A)
No. 3 Junction Connector
A49(B)
No. 4 Junction Connector
2 A (RHD)
2 B (LHD)
4 A (RHD)
4 B (LHD)
L
GR
1
2
4
5
B
L
L
B
IC2
IC1
GND
A1
Stop Light Switch Assembly
3
W–B
W–B
B
V
B
AD

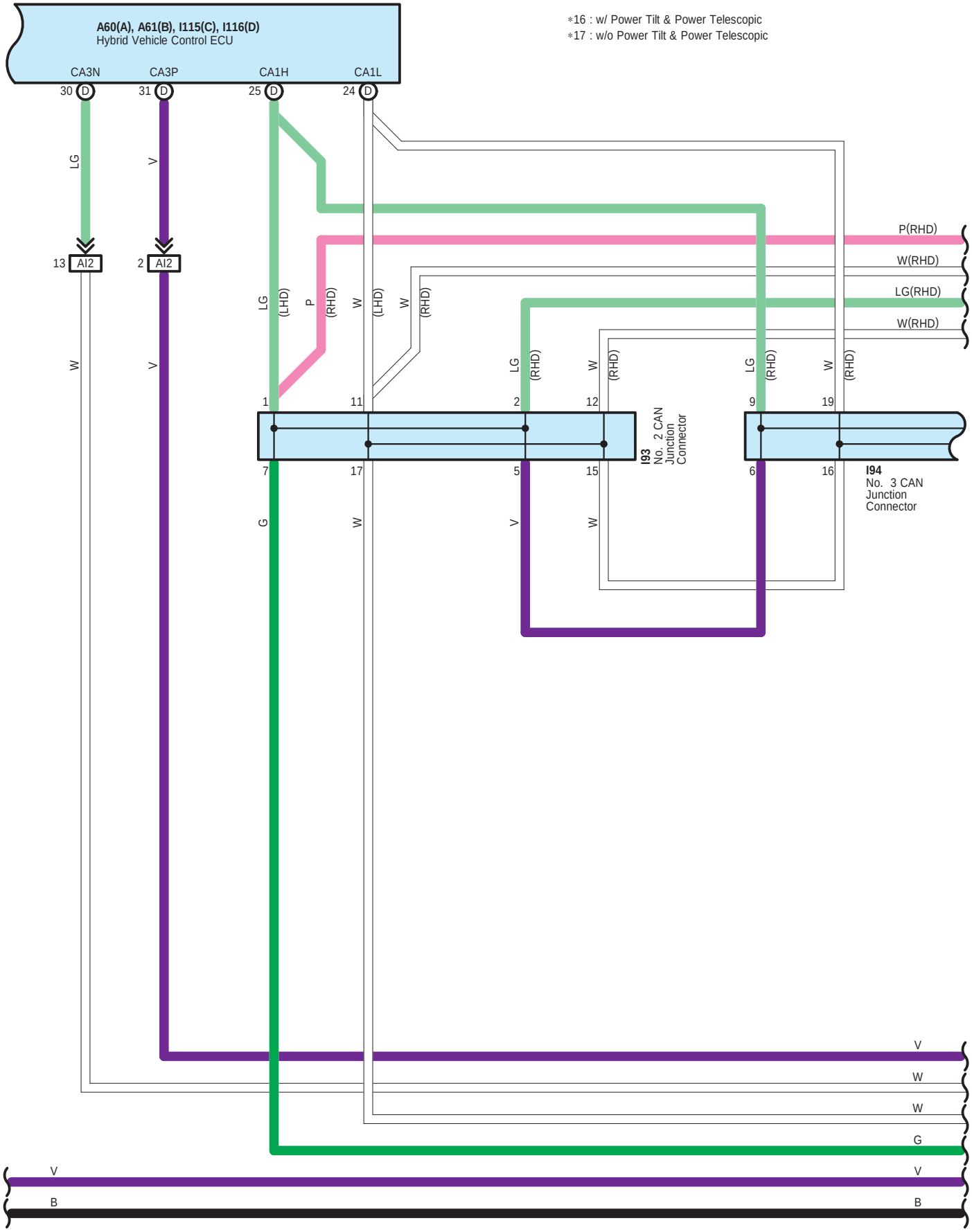
A60(A), A61(B), I115(C), I116(D)
Hybrid Vehicle Control ECU
CA3N
CA3P
CA1H
CA1L
30 D
31 D
25 D
24 D
∗16 : w/ Power Tilt & Power Telescopic
∗17 : w/o Power Tilt & Power Telescopic
LG
V
13 AI2
2 AI2
W
V
LG (LHD)
P (RHD)
W (LHD)
W (RHD)
P(RHD)
W(RHD)
LG(RHD)
W(RHD)
LG (RHD)
W (RHD)
LG (RHD)
W (RHD)
1
11
2
12
9
19
I93
No. 2 CAN Junction Connector
7
17
5
15
6
16
I94
No. 3 CAN Junction Connector
G
W
V
W
V
W
W
G
V
V
B
B

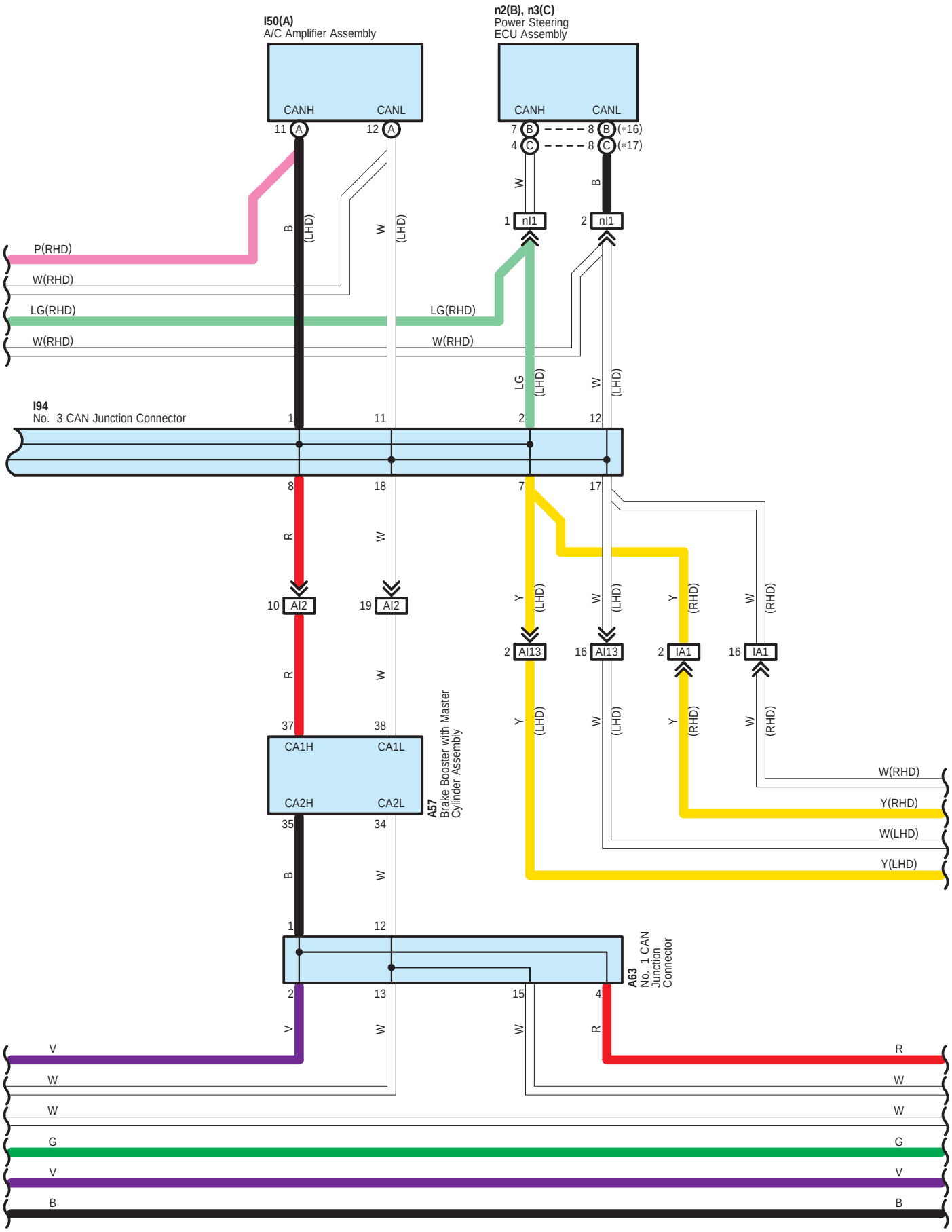
I50(A)
A/C Amplifier Assembly
CANH
CANL
n2(B), n3(C)
Power Steering
ECU Assembly
CANH
CANL
(*16)
(*17)
nI1
nI1
P(RHD)
W(RHD)
LG(RHD)
W(RHD)
LG(RHD)
W(RHD)
I94
No. 3 CAN Junction Connector
AI2
AI2
AI13
AI13
IA1
IA1
CA1H
CA1L
CA2H
CA2L
A57
Brake Booster with Master Cylinder Assembly
W(RHD)
Y(RHD)
W(LHD)
Y(LHD)
A63
No. 1 CAN Junction Connector

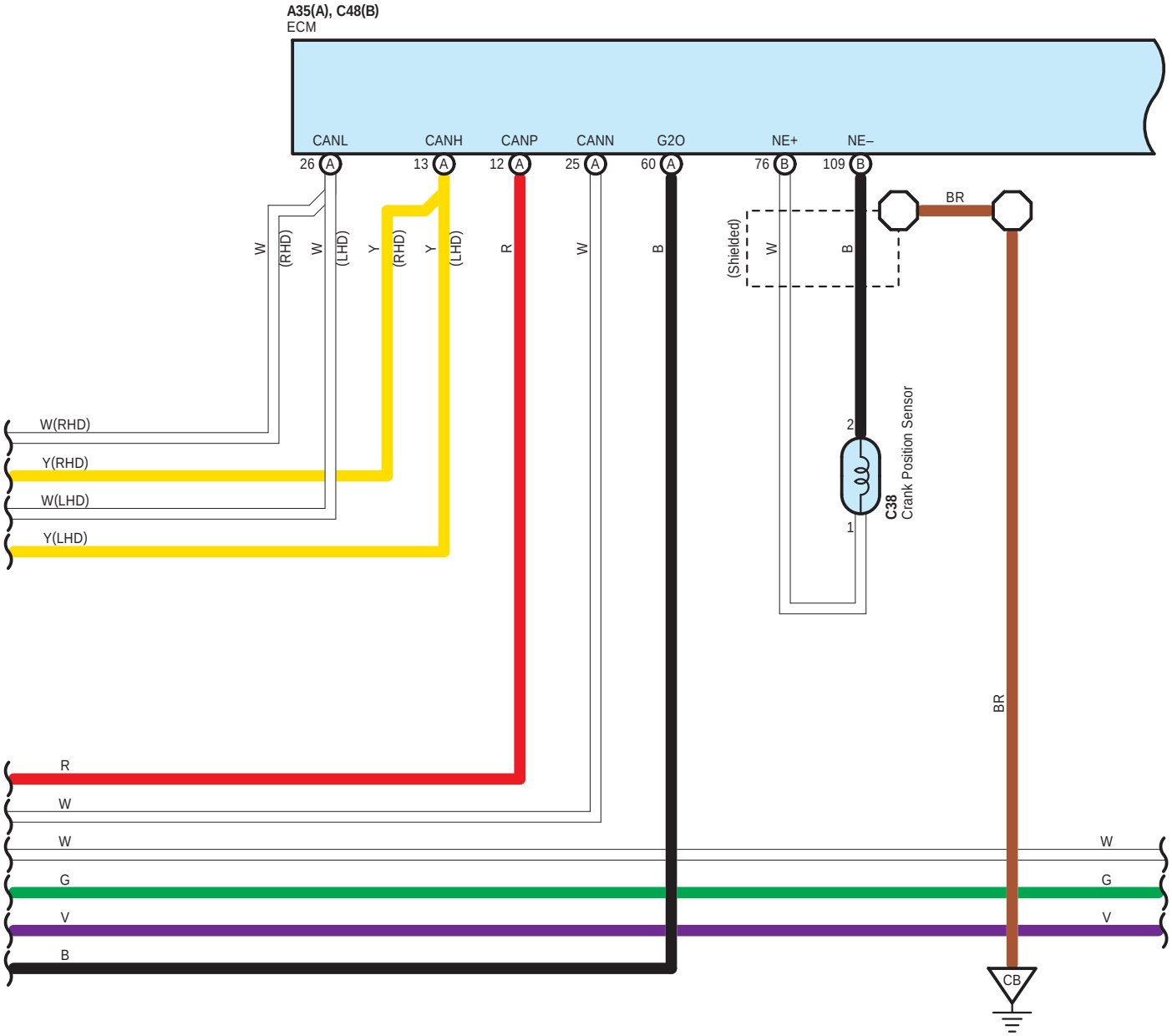
A35(A), C48(B)
ECM
CANL
CANH
CANP
CANN
G2O
NE+
NE–
26 A
13 A
12 A
25 A
60 A
76 B
109 B
W
(RHD)
W
(LHD)
Y
(RHD)
Y
(LHD)
R
W
B
(Shielded)
W
B
BR
2
1
C38
Crank Position Sensor
BR
W(RHD)
Y(RHD)
W(LHD)
Y(LHD)
R
W
W
G
V
B
W
G
V
CB

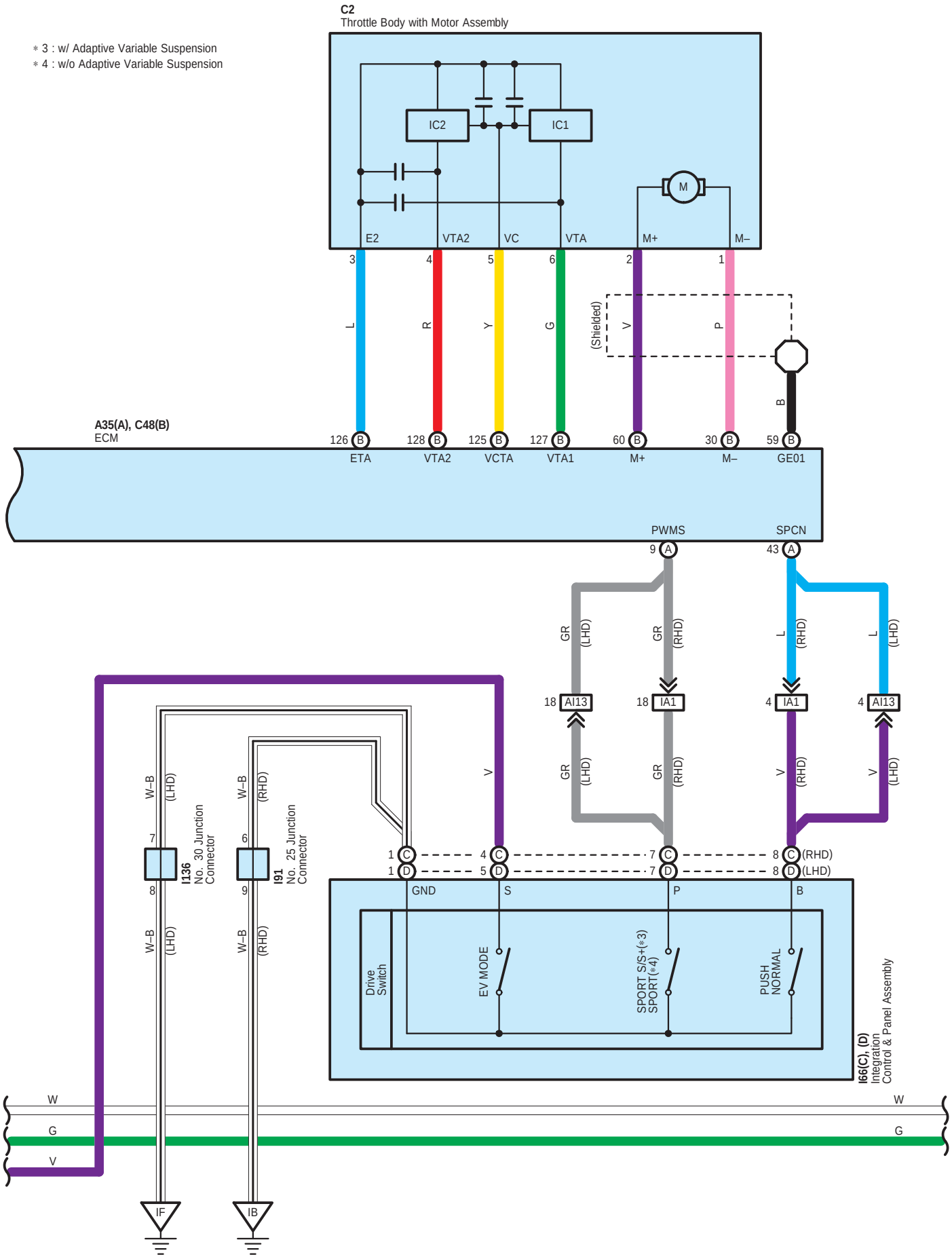
C2
Throttle Body with Motor Assembly
* 3 : w/ Adaptive Variable Suspension
* 4 : w/o Adaptive Variable Suspension
IC2
IC1
M
E2
VTA2
VC
VTA
M+
M–
3
4
5
6
2
1
L
R
Y
G
(Shielded)
V
P
B
A35(A), C48(B)
ECM
126 B
128 B
125 B
127 B
60 B
30 B
59 B
ETA
VTA2
VCTA
VTA1
M+
M–
GE01
PWMS
SPCN
9 A
43 A
GR (LHD)
GR (RHD)
L (RHD)
L (LHD)
18 AI13
18 IA1
4 IA1
4 AI13
GR (LHD)
GR (RHD)
V (RHD)
V (LHD)
V
W–B (LHD)
W–B (RHD)
7
6
8
9
I136
No. 30 Junction Connector
I91
No. 25 Junction Connector
1 C
1 D
4 C
5 D
7 C
7 D
8 C (RHD)
8 D (LHD)
GND
S
P
B
Drive Switch
EV MODE
SPORT S/S+(*3)
SPORT(*4)
PUSH NORMAL
I66(C), (D)
Integration Control & Panel Assembly
W
G
V
IF
IB

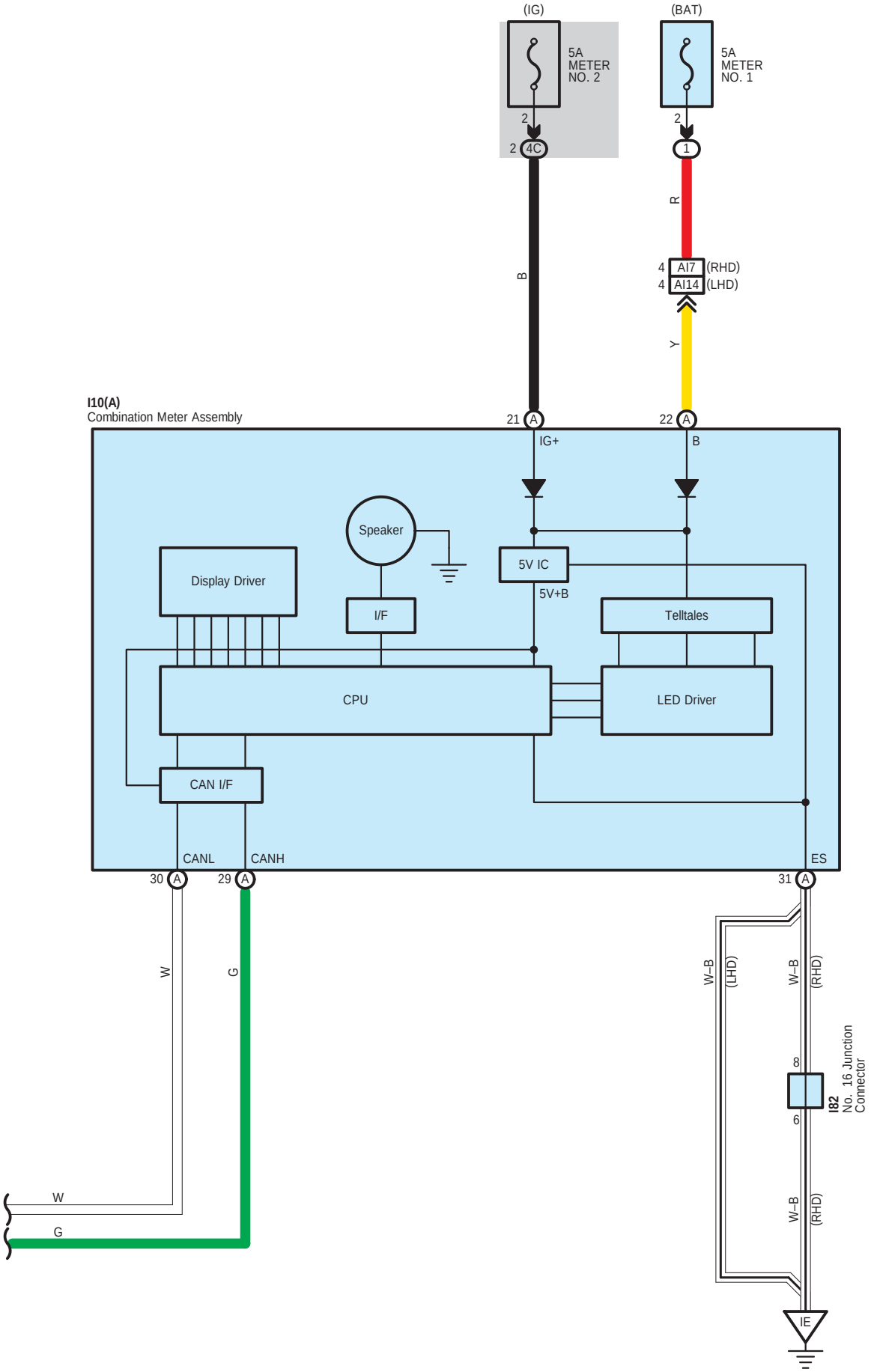
(IG)
(BAT)
5A
METER
NO. 2
5A
METER
NO. 1
2
2
4C
1
R
B
4
AI7
(RHD)
4
AI14
(LHD)
Y
I10(A)
Combination Meter Assembly
21
A
22
A
IG+
B
Speaker
5V IC
5V+B
Display Driver
I/F
Telltales
CPU
LED Driver
CAN I/F
CANL
CANH
ES
30
A
29
A
31
A
W
G
W–B
(LHD)
W–B
(RHD)
8
6
I82
No. 16 Junction
Connector
W–B
(RHD)
W
G
IE

A1
White

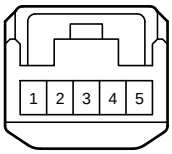

90980-12366

A2
Black



90980-12831

A35
Black

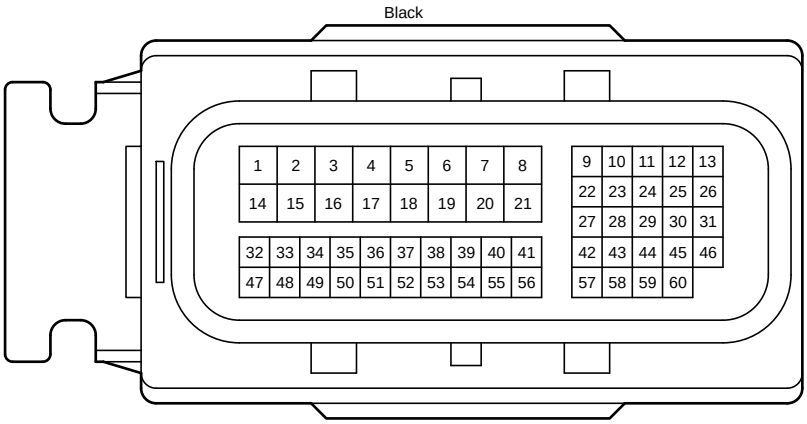

90980-12931

A48
Blue

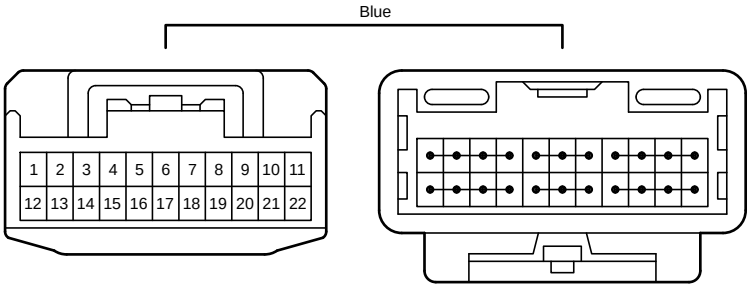

90980-12372

A49
White

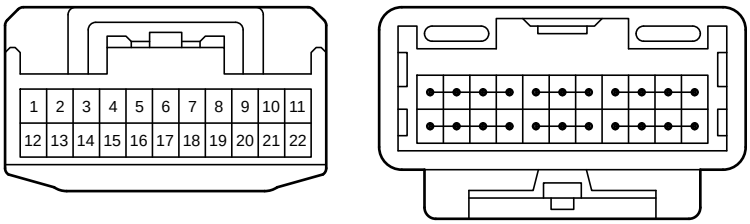

90980-12372

A55
Black

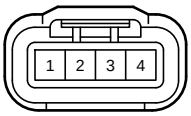

90980-11885

A57
Black

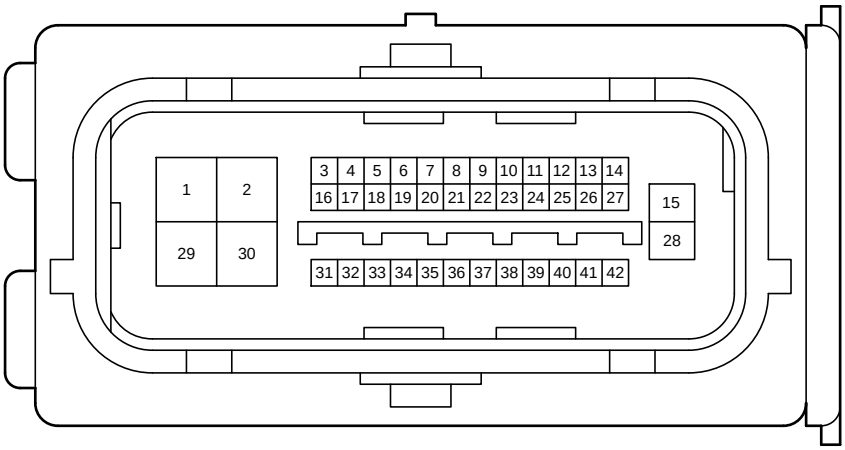

90980-12828

A58
Black

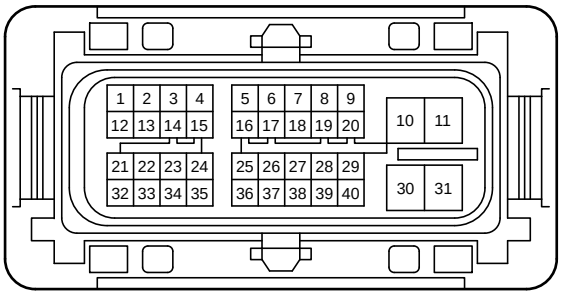

90980-12995

A59
Gray

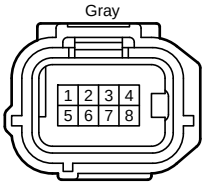

90980-12520

A60
Gray

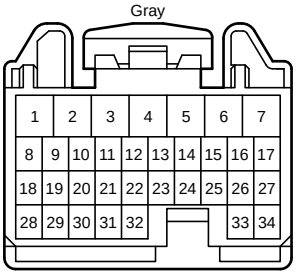

90980-12430

A61
Gray

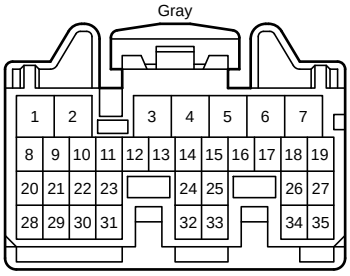

90980-12428

A63
Gray

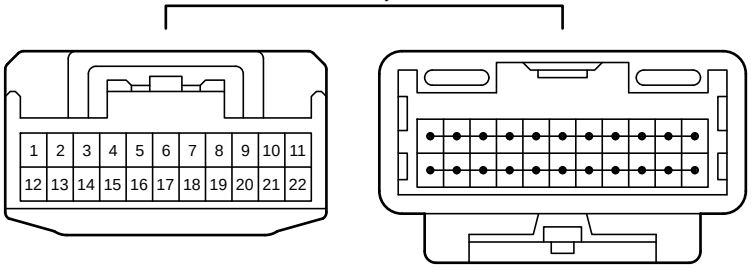

90980-12372

C2
Black

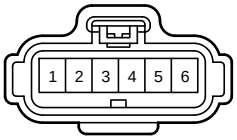

90980-11858

C38
Black

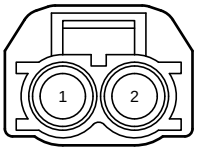

90980-12611

C41
Gray

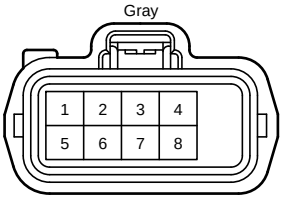

82824-33570

C42
Black

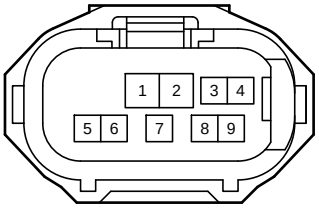

90980-12A23

C44
Gray

90980-11034

C45
Black

90980-11143

C48
Black

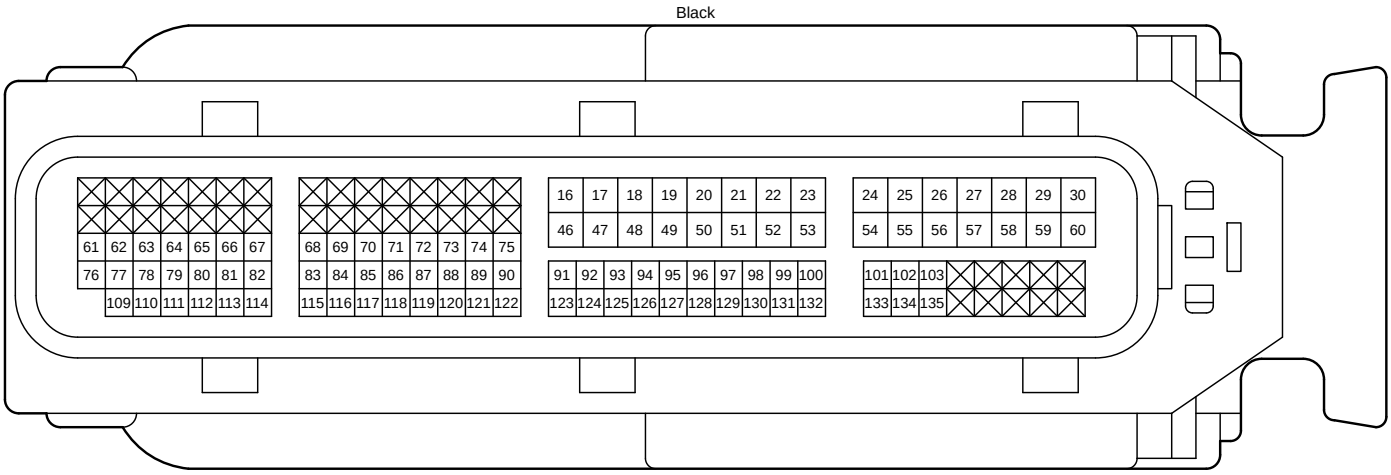

90980-12974

C49
Black

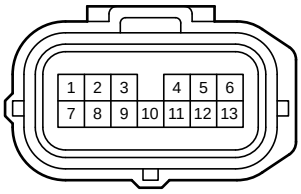

90980-12326

I4
Black

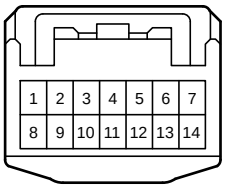

90980-12370

I7
White

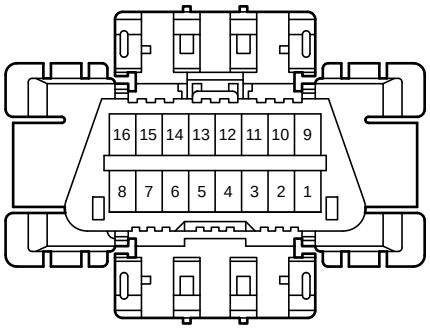

90980-11978

I10
Black

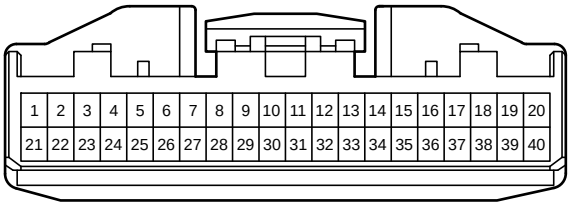

90980-12557

I23
White

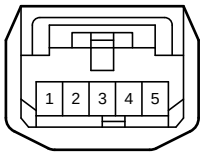

90980-12954

I32
White

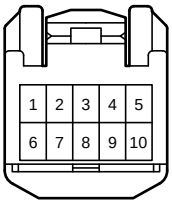

90980-12361

I50

White

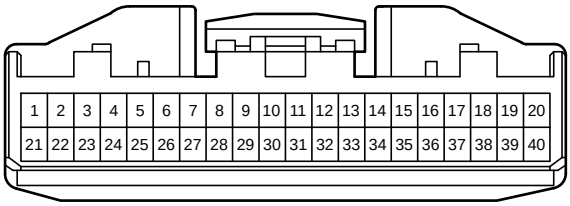

90980-12557

I58

Yellow

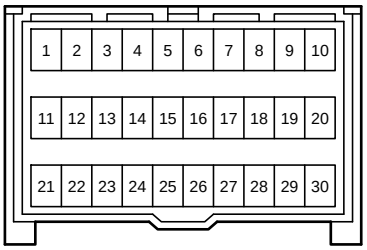

90980-12391

I66

Black

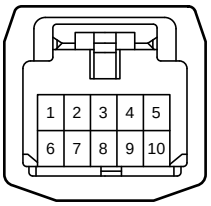

82824-78040

I73

White

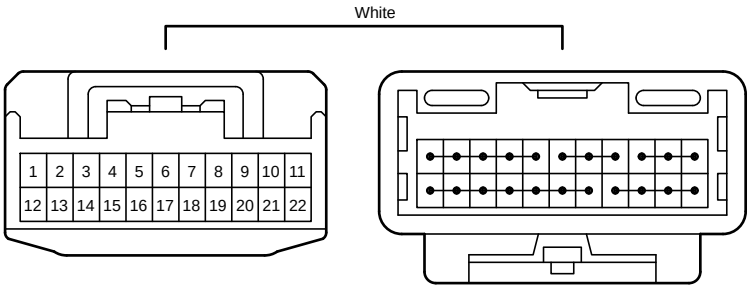

90980-12372

I79

Gray

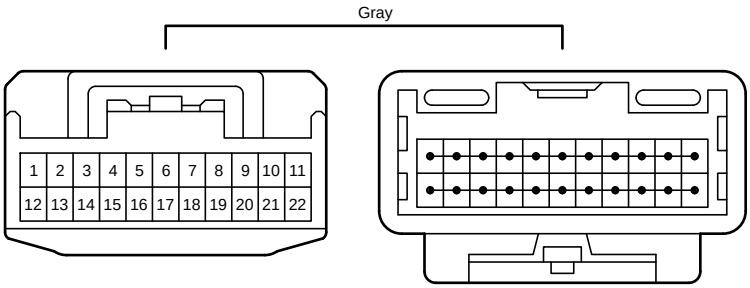

90980-12372

I80

White

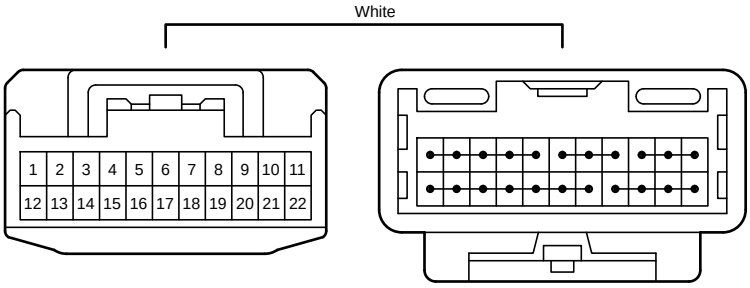

90980-12372

I82

Blue

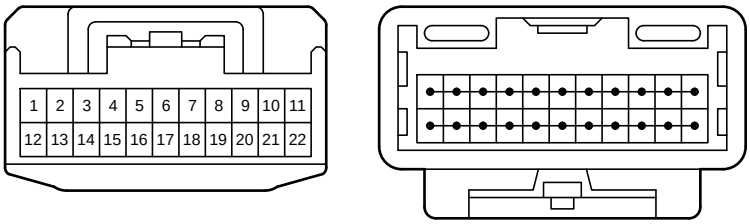

90980-12372
(LHD)

I82

White

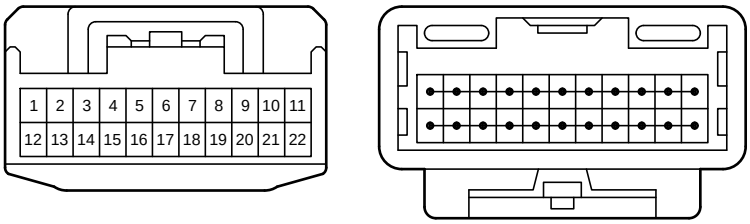

90980-12372
(RHD)

I83

Black

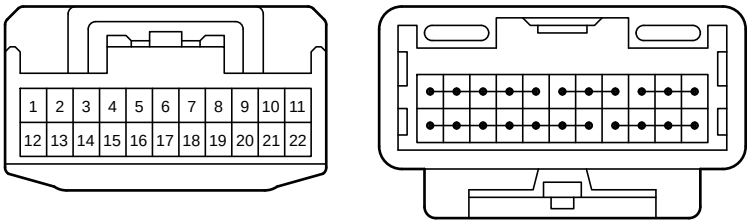

90980-12372
(LHD)

I83

White

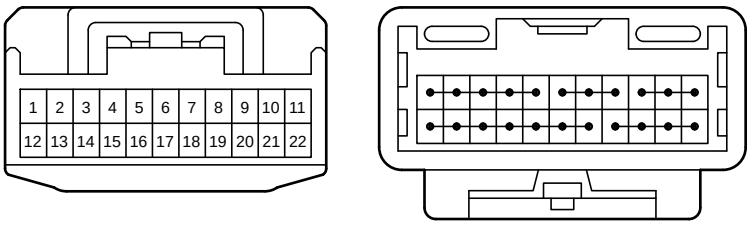

90980-12372
(RHD)

I86

Blue

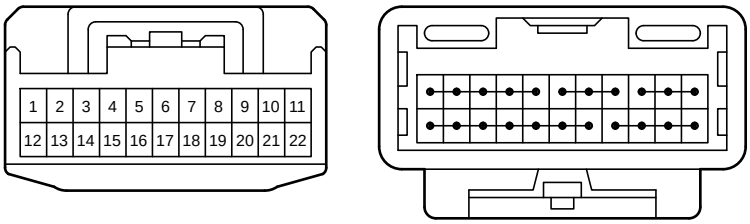

90980-12372
(LHD)

I86

White

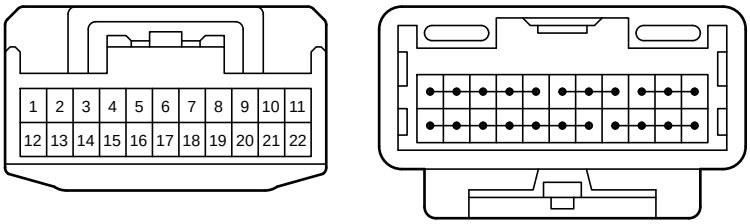

90980-12372
(RHD Before Sep. 2017 Production)

I86

Black

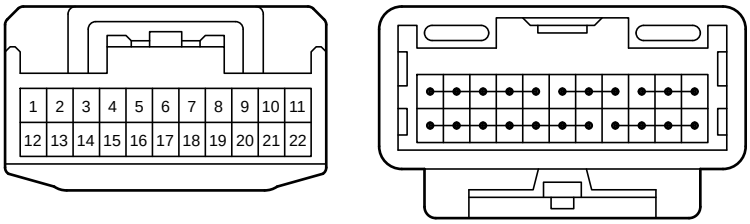

90980-12372
(RHD From Sep. 2017 Production)

I90

Black

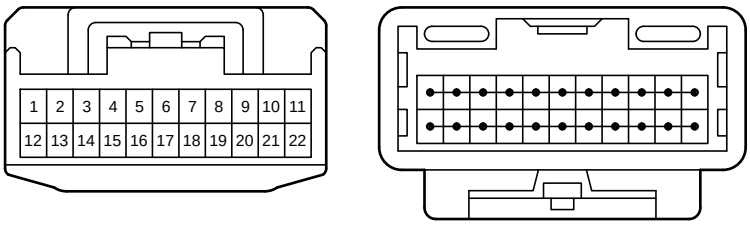

90980-12372

I91
Gray

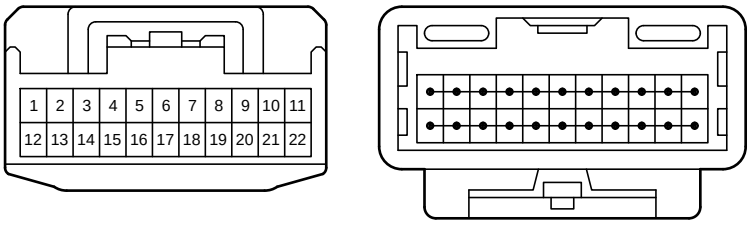

90980-12372
(LHD)

I91
Black

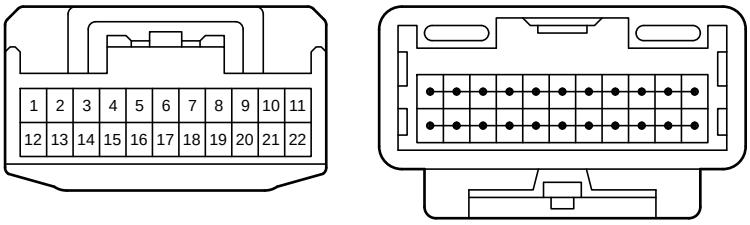

90980-12372
(RHD)

I93
White

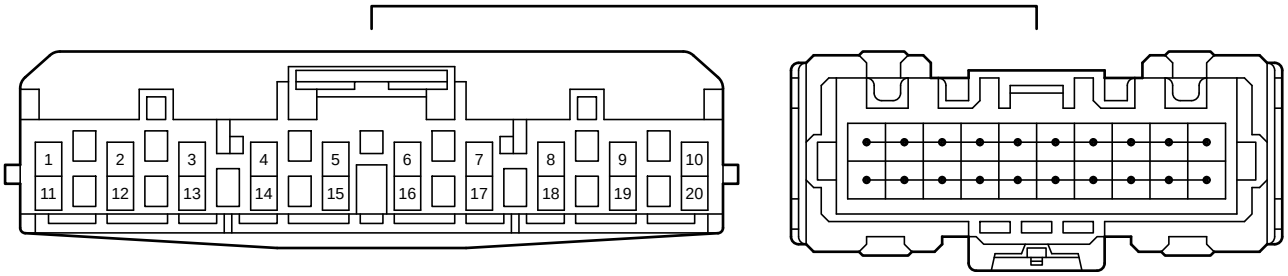

90980-12A58

I94
White

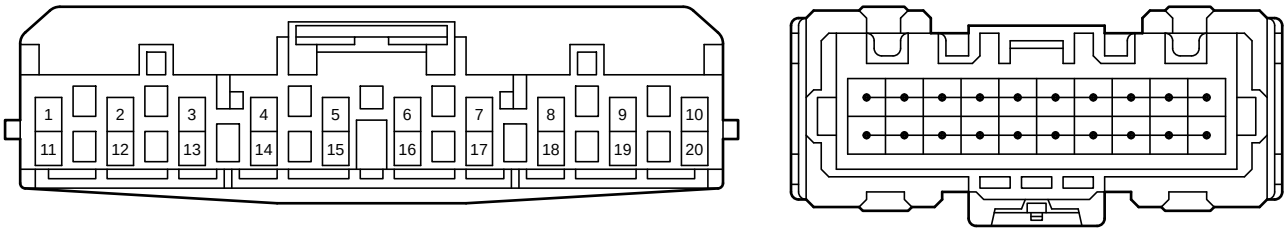

90980-12A58

I115
Gray

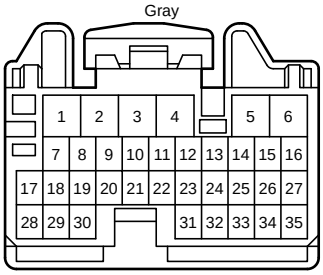

90980-12429

I116
Gray

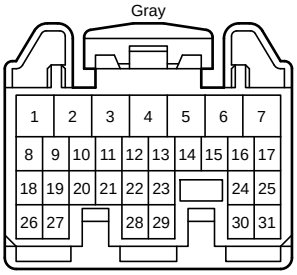

90980-12431

I135
Gray

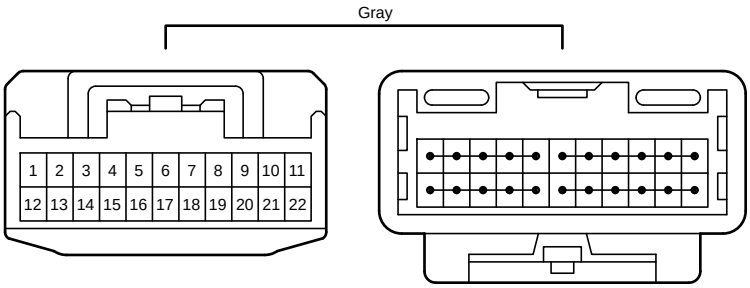

90980-12372

I136
Gray

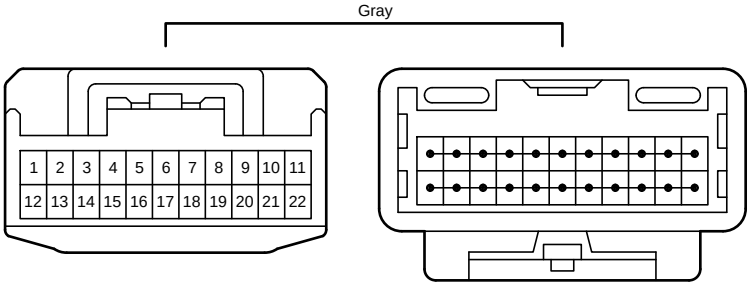

90980-12372

I137
White

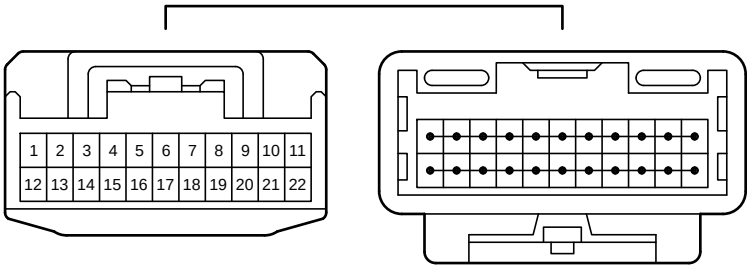

90980-12372

P25
White

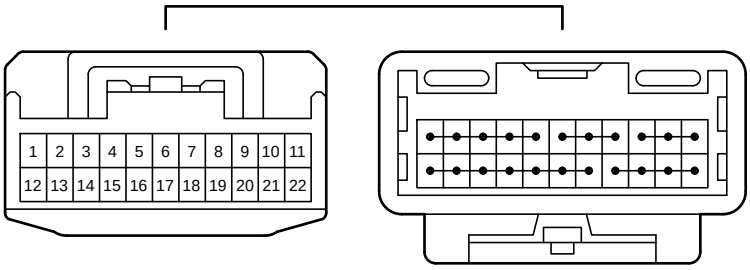

90980-12372

P30
Black

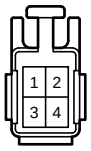

90980-10795

P31
White

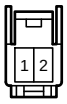

90980-11918

Q34
Black

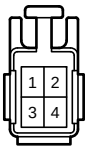

90980-10795

Q35
Black

90980-11070

R2
Gray

90980-11143

R3
Gray

90980-11034

n2
Black

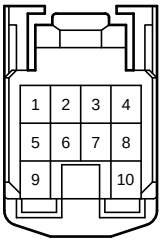

90980-12898

n3
White

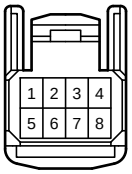

90980-12551

r1

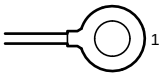

t1
White

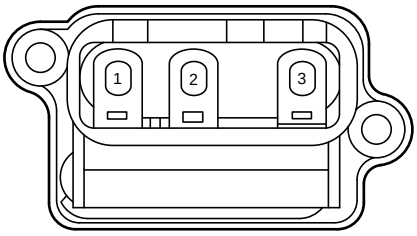

82824-48430

t2
White

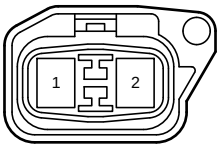

90980-12628

t3
Orange

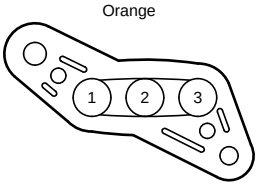

82824-48400

t5

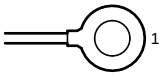

t6

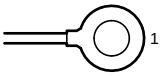

v1
White

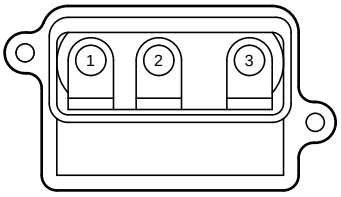

82824-33371

v3
White

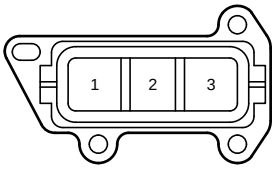

82824-33560

w1
White

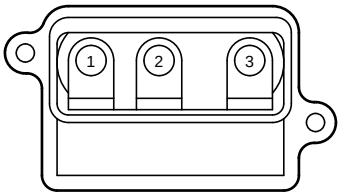

82824-33371

w3
White

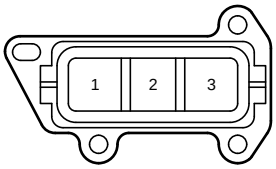

82824-33560

x1

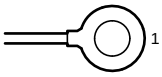

x2
Orange

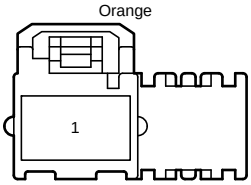

82824-47570

x3
Orange

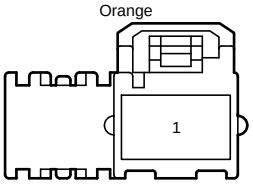

82824-47580

x4

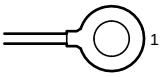

y1
White

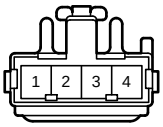

90980-11013

y2
White

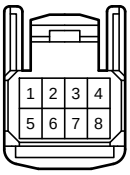

90980-12551

z3
Black

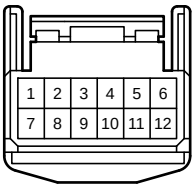

90980-12559

z7
White

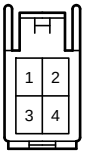

90980-12211

z8
White

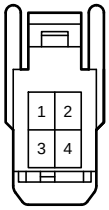

90980-12360

z10
Orange

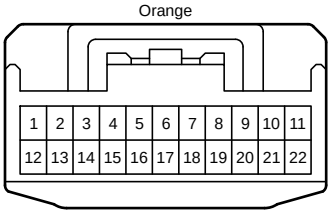

90980-12545

z12
White

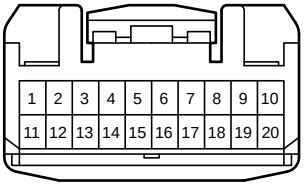

90980-12259

z13
White

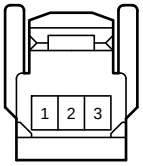

90980-12695

1C

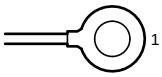

4A
White

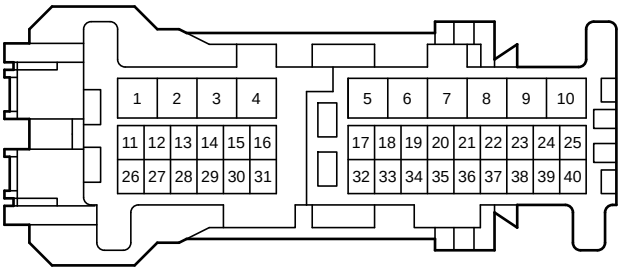

90980-12884

4B
White

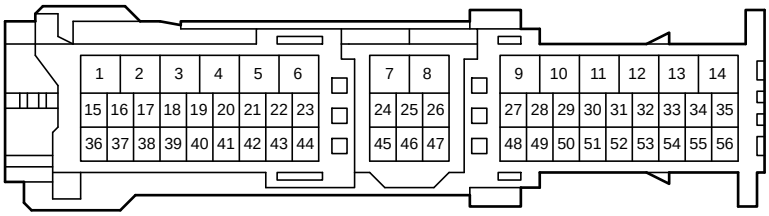

90980-12A15

4C
White

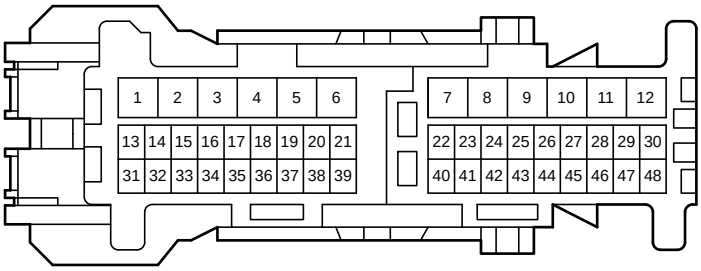

90980-12887

4D
White

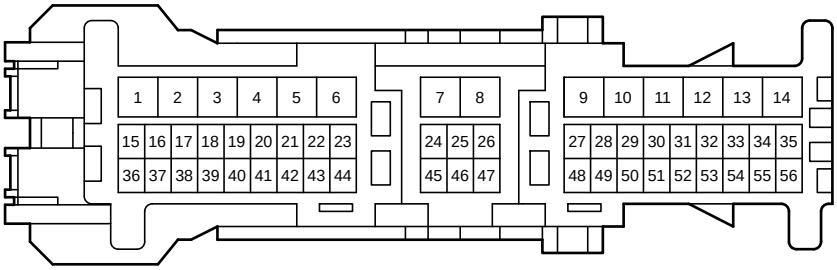

90980-12890

AI2
Black

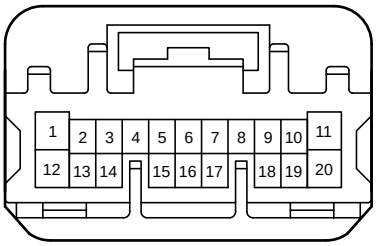

90980-12741

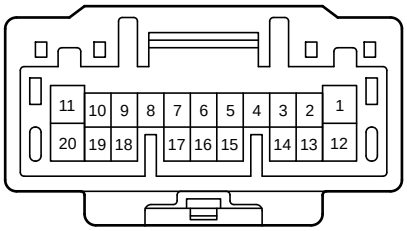

90980-12740

(LHD)

AI2
Blue

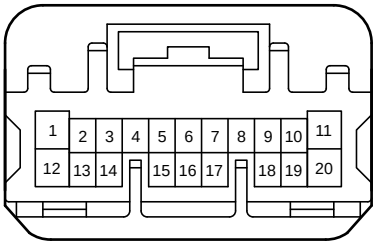

90980-12741

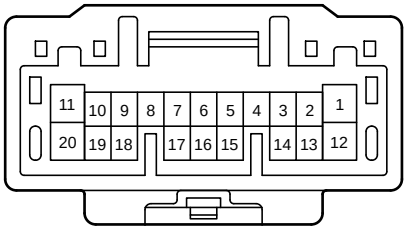

90980-12740

(RHD)

AI7
Gray

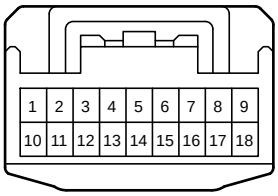

90980-12412

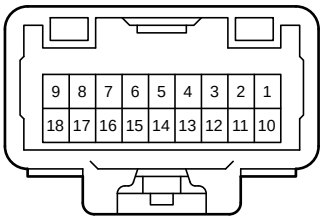

90980-12411

AI13
White

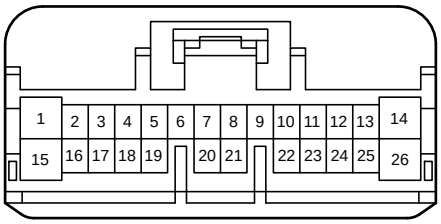

90980-12771

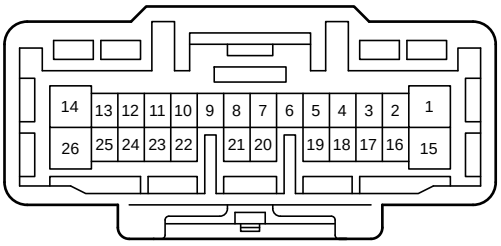

90980-12770

AI14
Gray

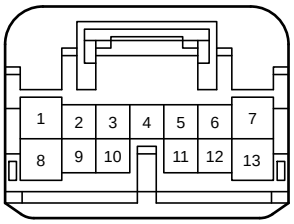

90980-12767

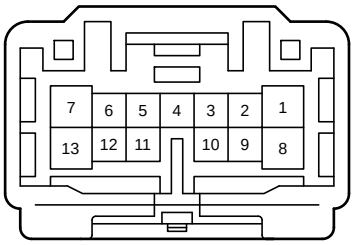

90980-12766

AP1
Black

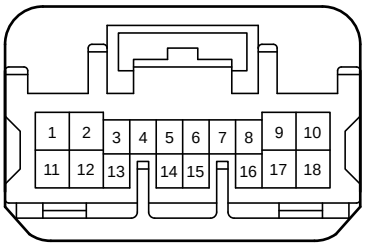

90980-12739

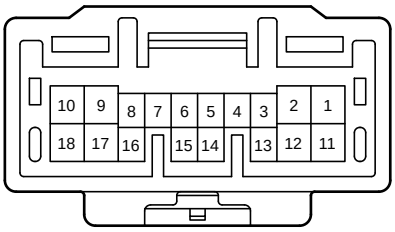

90980-12738

AQ1
White

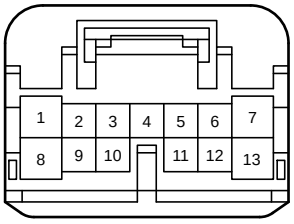

90980-12767

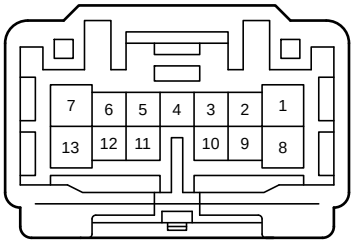

90980-12766

AQ3
Blue

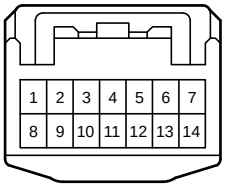

90980-12370

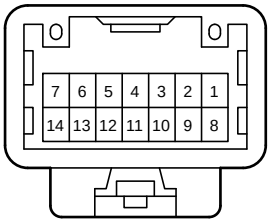

90980-12369

AQ4
Blue

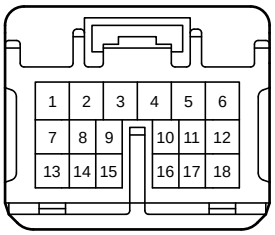

90980-12745

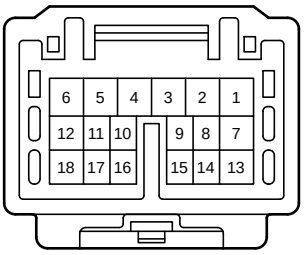

90980-12744

CA1
Blue

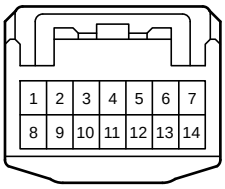

90980-12370

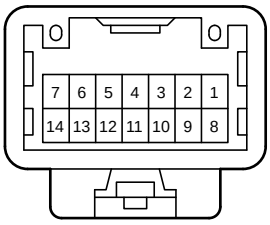

90980-12369

CA2
White

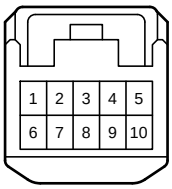

90980-12368

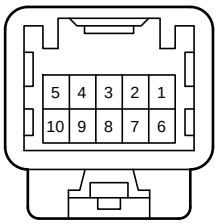

90980-12367

IA1
White

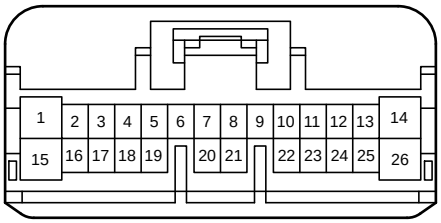

90980-12771

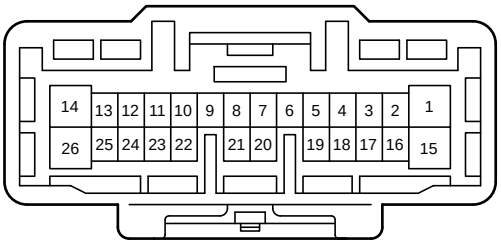

90980-12770

IJ2
White

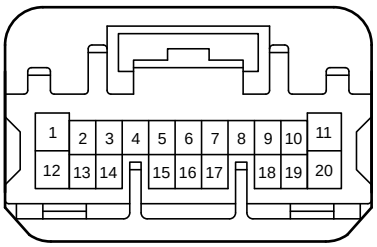

90980-12741

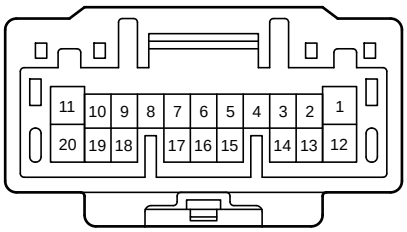

90980-12740

IP1
White

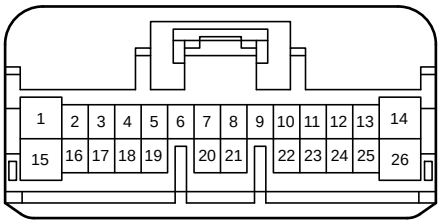

90980-12771

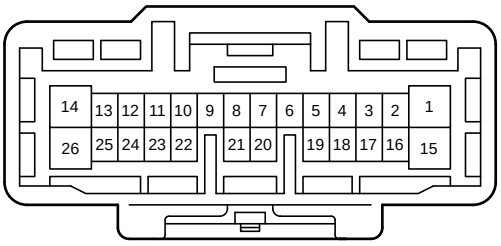

90980-12770

IQ4
Gray

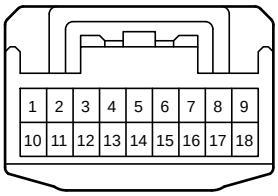

90980-12412

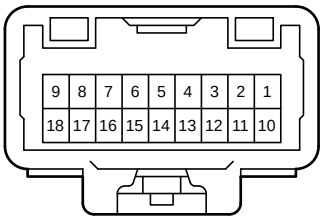

90980-12411

Py1
White

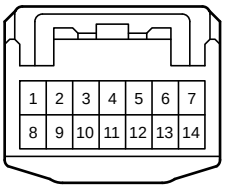

90980-12370

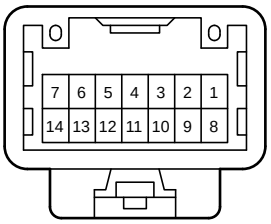

90980-12369

RQ2
Gray

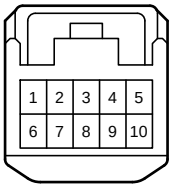

90980-12368

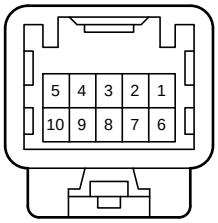

90980-12367

nI1
White

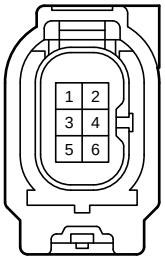

90980-12382

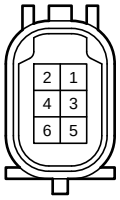

90980-12381