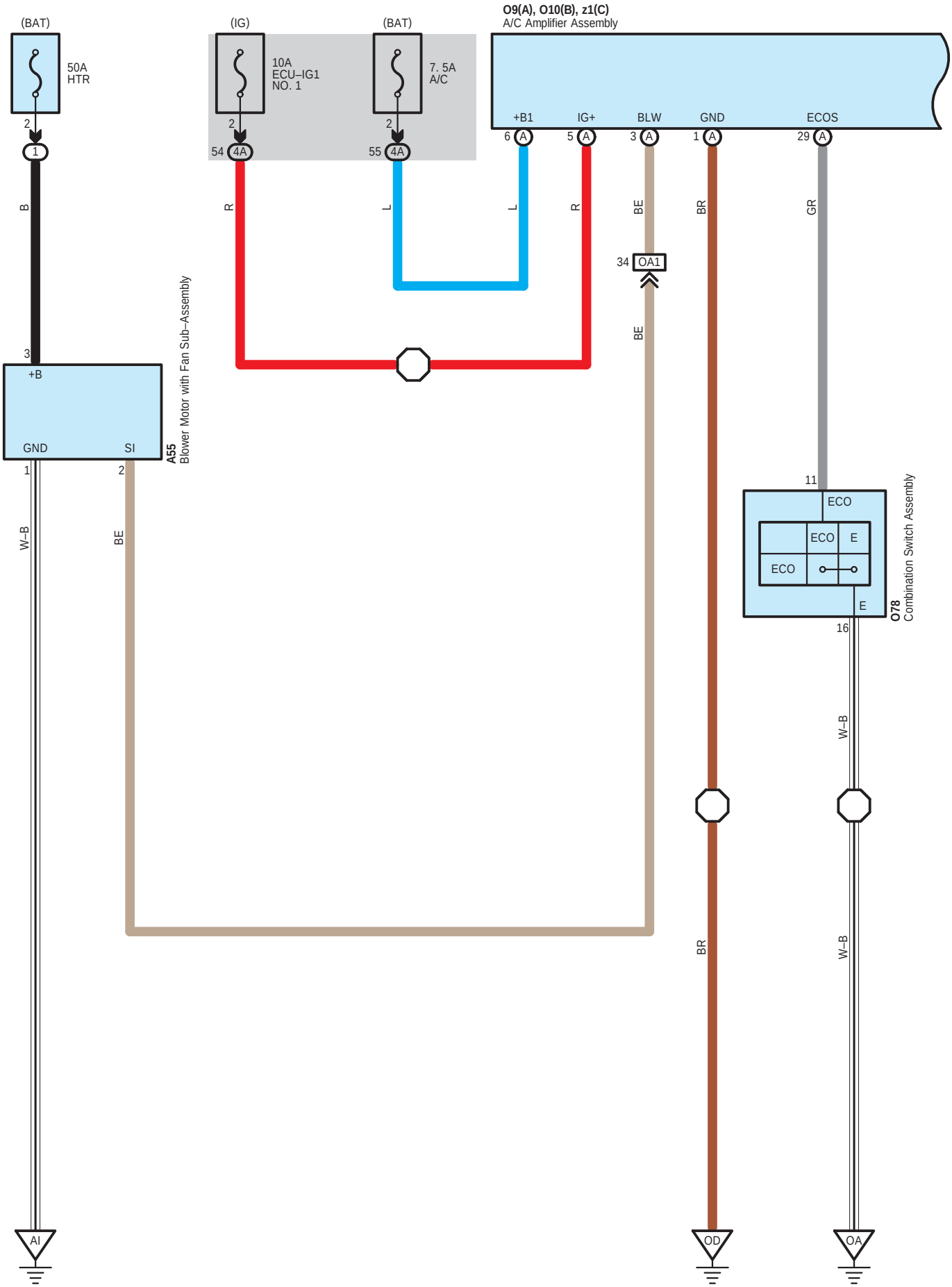
(BAT)
50A
HTR
2
1
B
3
+B
GND
SI
1
2
A55
Blower Motor with Fan Sub–Assembly
W–B
BE
AI
(IG)
10A
ECU–IG1
NO. 1
2
54 4A
R
(BAT)
7. 5A
A/C
2
55 4A
L
L
R
O9(A), O10(B), z1(C)
A/C Amplifier Assembly
+B1
IG+
BLW
GND
ECOS
6 A
5 A
3 A
1 A
29 A
BE
34 OA1
BE
BR
BR
GR
11
ECO
ECO
E
ECO
E
16
O78
Combination Switch Assembly
W–B
W–B
OD
OA

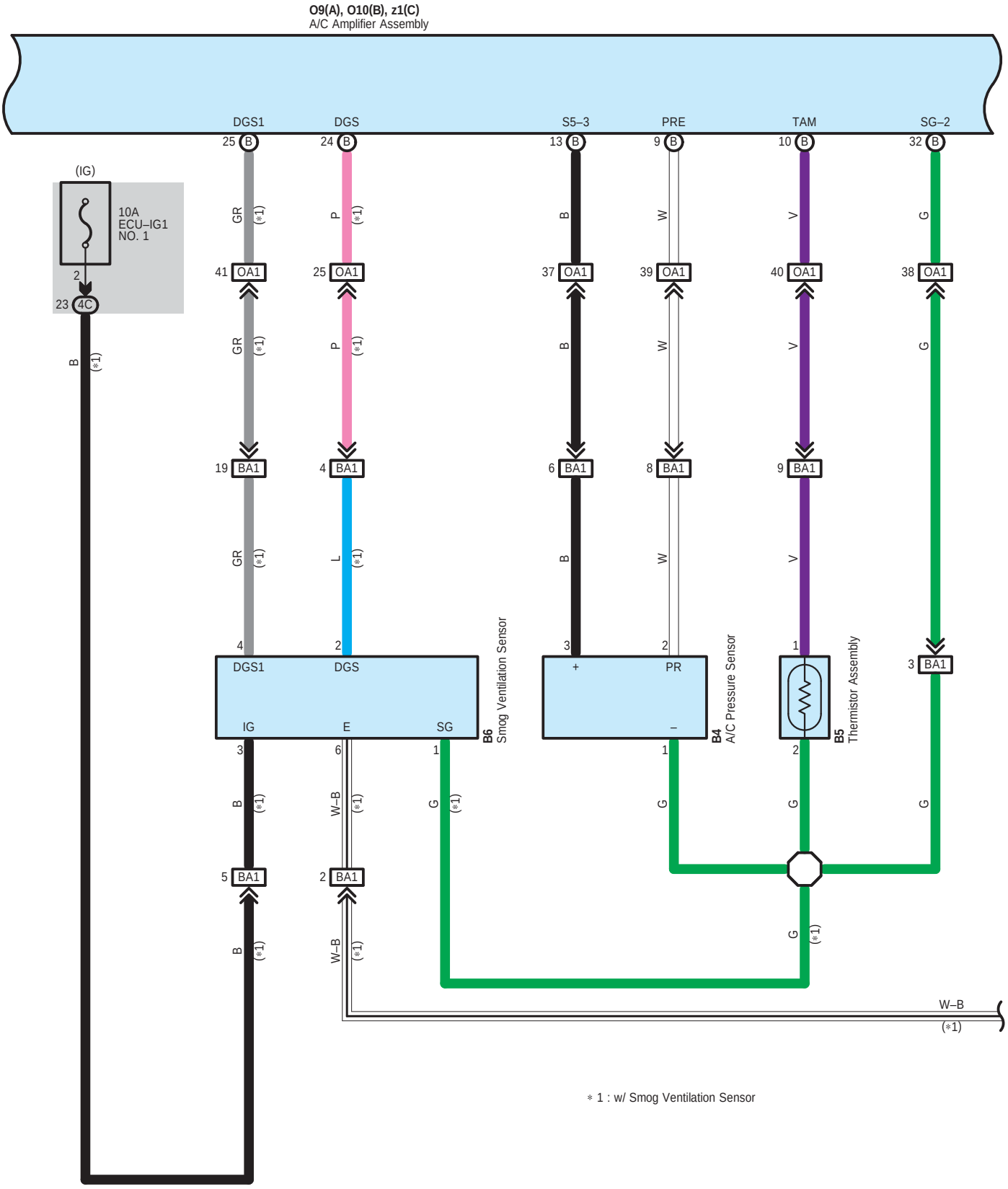

* 1 : w/ Smog Ventilation Sensor

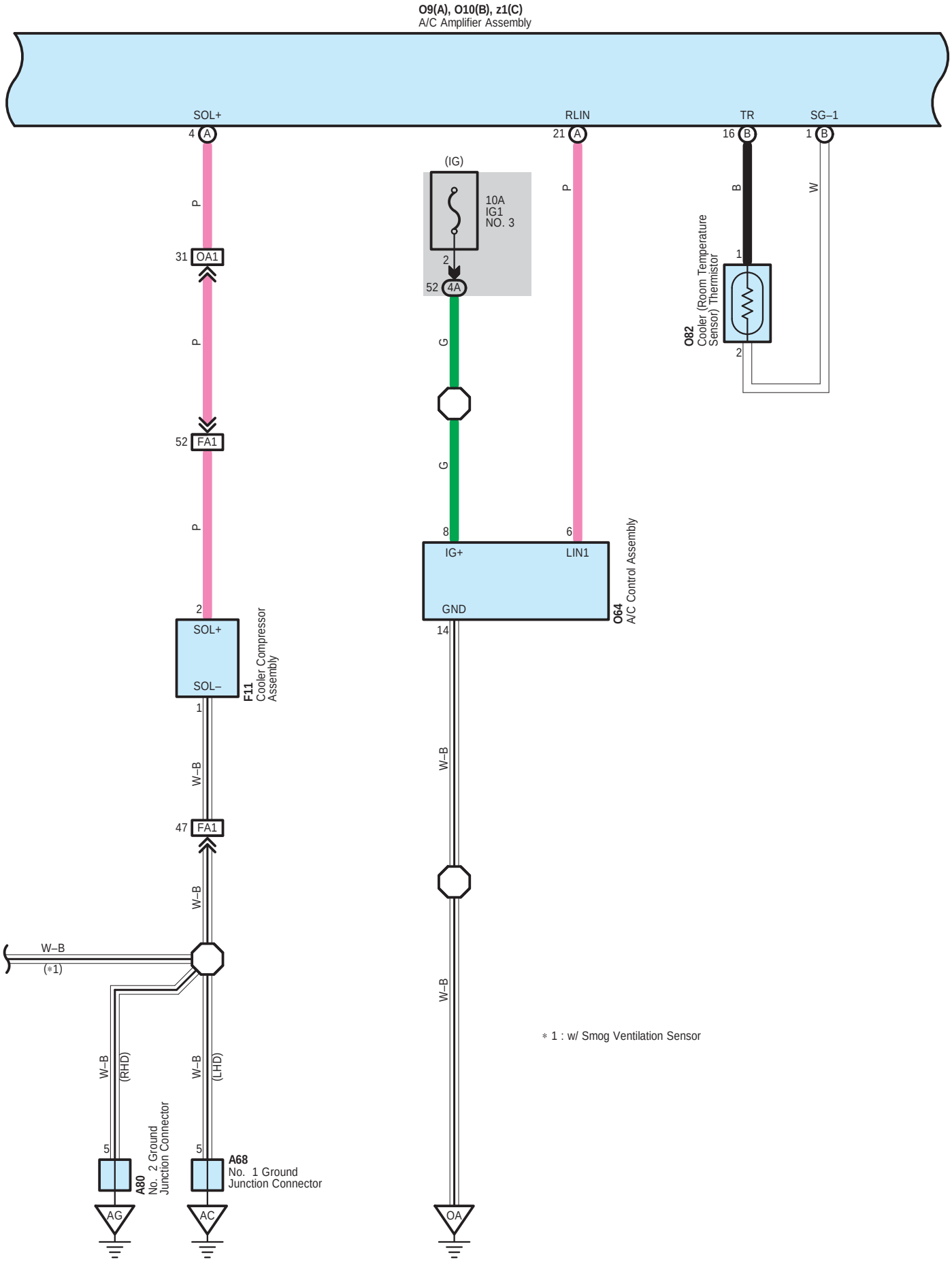
O9(A), O10(B), z1(C)
A/C Amplifier Assembly
SOL+
RLIN
TR
SG–1
4 A
21 A
16 B
1 B
(IG)
10A
IG1
NO. 3
2
52 4A
P
B
W
G
31 OA1
52 FA1
1
2
O82
Cooler (Room Temperature Sensor) Thermistor
8
6
IG+
LIN1
GND
14
O64
A/C Control Assembly
SOL+
SOL–
F11
Cooler Compressor Assembly
W–B
47 FA1
(*1)
(RHD)
(LHD)
5
A80
No. 2 Ground Junction Connector
A68
No. 1 Ground Junction Connector
AG
AC
OA
* 1 : w/ Smog Ventilation Sensor

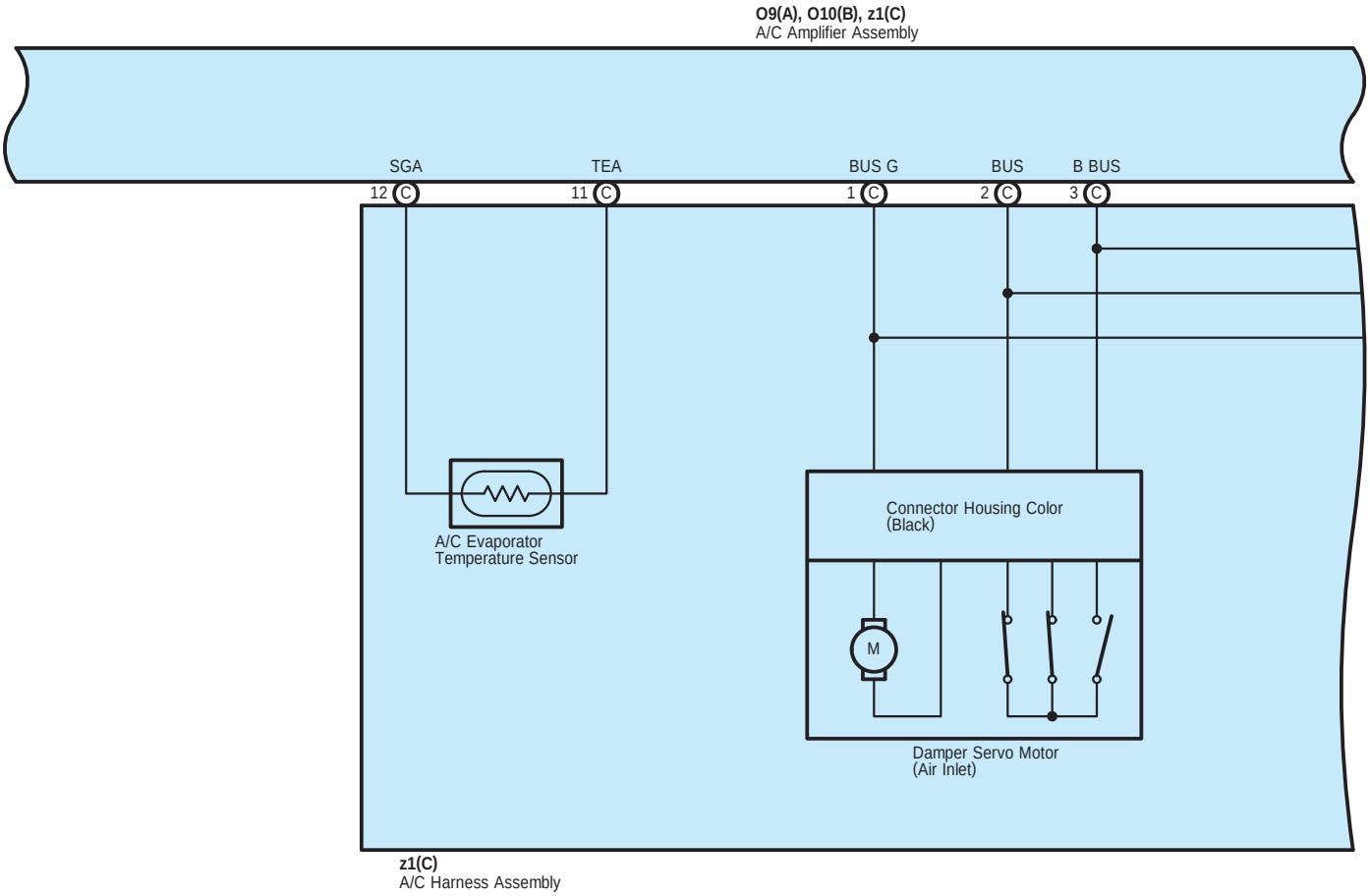
O9(A), O10(B), z1(C)
A/C Amplifier Assembly
SGA
TEA
BUS G
BUS
B BUS
12 C
11 C
1 C
2 C
3 C
A/C Evaporator
Temperature Sensor
Connector Housing Color
(Black)
M
Damper Servo Motor
(Air Inlet)
z1(C)
A/C Harness Assembly

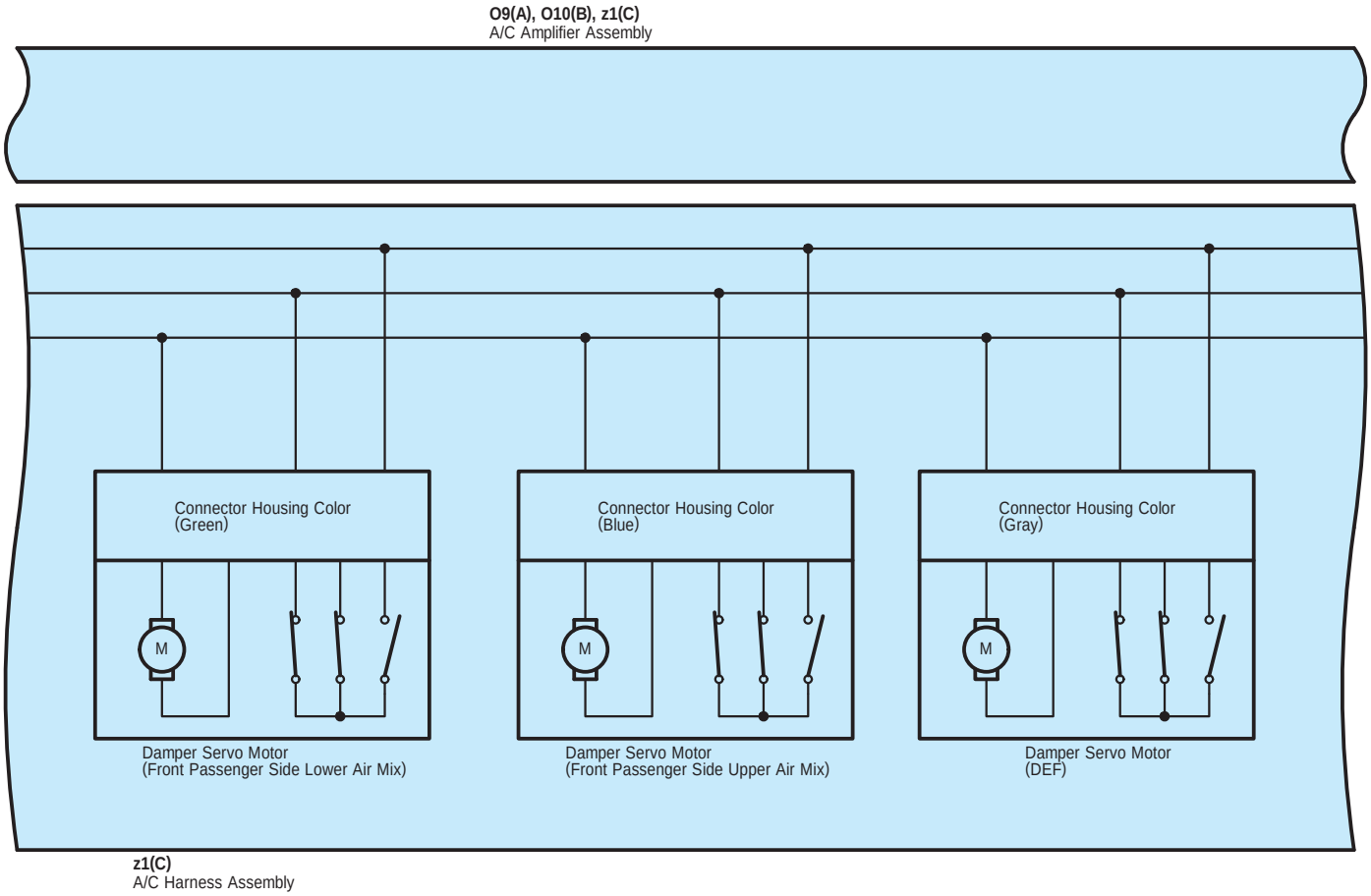
O9(A), O10(B), z1(C)
A/C Amplifier Assembly
Connector Housing Color
(Green)
M
Damper Servo Motor
(Front Passenger Side Lower Air Mix)
Connector Housing Color
(Blue)
M
Damper Servo Motor
(Front Passenger Side Upper Air Mix)
Connector Housing Color
(Gray)
M
Damper Servo Motor
(DEF)
z1(C)
A/C Harness Assembly

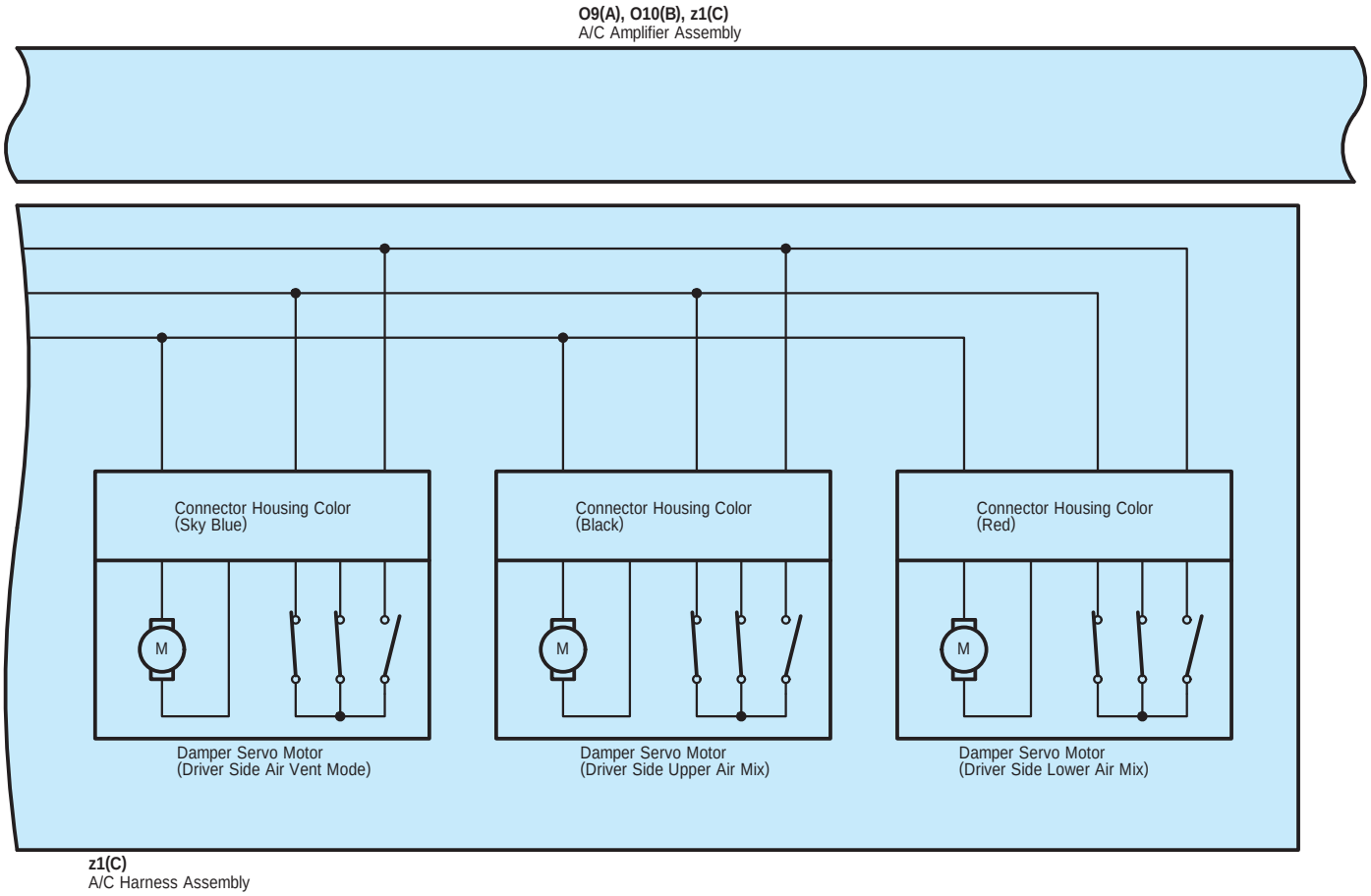
O9(A), O10(B), z1(C)
A/C Amplifier Assembly
Connector Housing Color
(Sky Blue)
M
Damper Servo Motor
(Driver Side Air Vent Mode)
Connector Housing Color
(Black)
M
Damper Servo Motor
(Driver Side Upper Air Mix)
Connector Housing Color
(Red)
M
Damper Servo Motor
(Driver Side Lower Air Mix)
z1(C)
A/C Harness Assembly

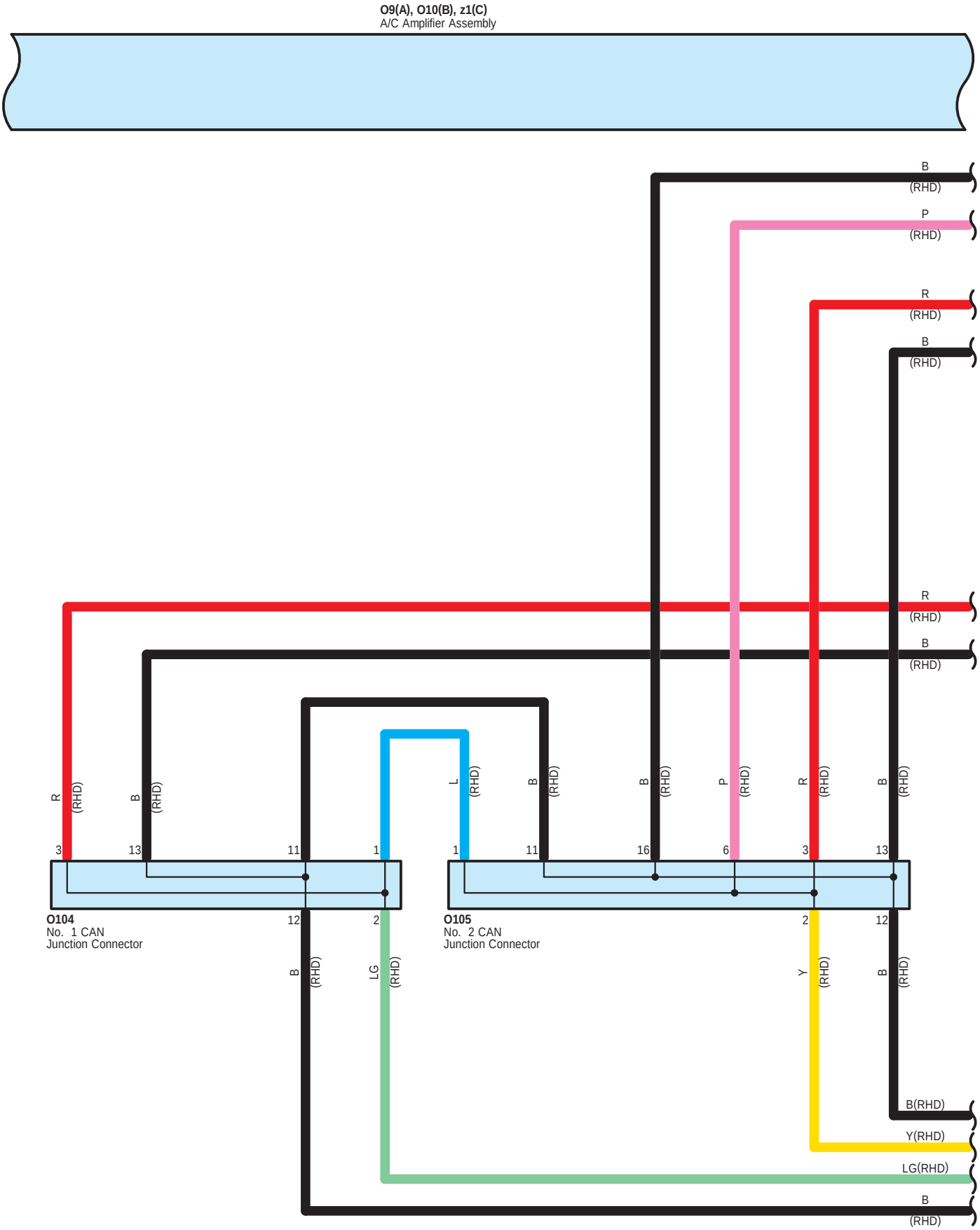
O9(A), O10(B), z1(C)
A/C Amplifier Assembly
B (RHD)
P (RHD)
R (RHD)
B (RHD)
R (RHD)
B (RHD)
R (RHD)
B (RHD)
L (RHD)
B (RHD)
B (RHD)
P (RHD)
R (RHD)
B (RHD)
3
13
11
1
1
11
16
6
3
13
O104
No. 1 CAN
Junction Connector
12
2
O105
No. 2 CAN
Junction Connector
2
12
B (RHD)
LG (RHD)
Y (RHD)
B (RHD)
B(RHD)
Y(RHD)
LG(RHD)
B (RHD)

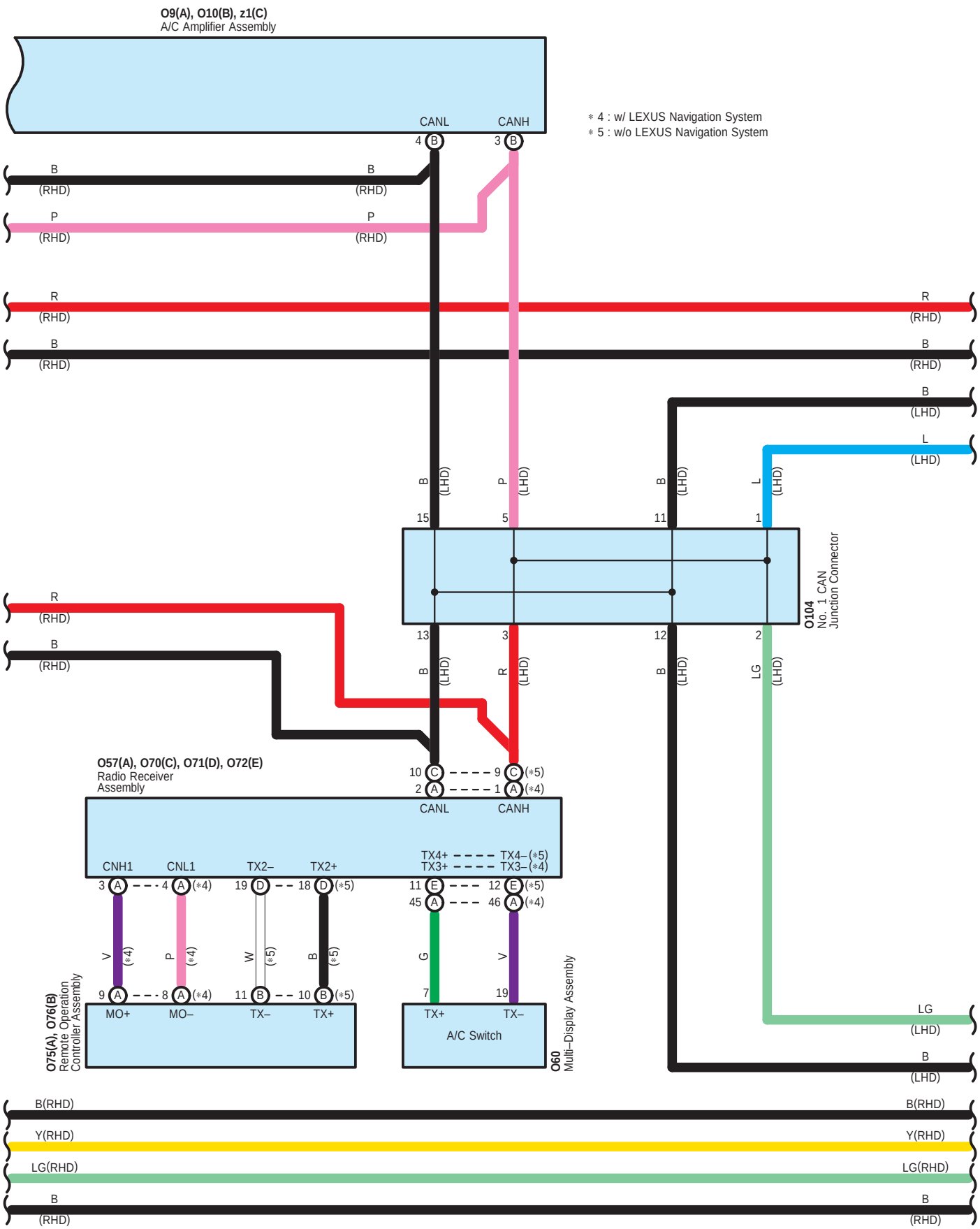
O9(A), O10(B), z1(C)
A/C Amplifier Assembly
CANL
CANH
4 B
3 B
∗ 4 : w/ LEXUS Navigation System
∗ 5 : w/o LEXUS Navigation System
B (RHD)
P (RHD)
R (RHD)
B (LHD)
L (LHD)
15
5
11
1
O104
No. 1 CAN
Junction Connector
13
3
12
2
LG (LHD)
O57(A), O70(C), O71(D), O72(E)
Radio Receiver
Assembly
10 C
9 C (∗5)
2 A
1 A (∗4)
CNH1
CNL1
TX2–
TX2+
TX4+
TX4– (∗5)
TX3+
TX3– (∗4)
3 A
4 A (∗4)
19 D
18 D (∗5)
11 E
12 E (∗5)
45 A
46 A (∗4)
V (∗4)
P (∗4)
W (∗5)
B (∗5)
G
V
9 A
8 A (∗4)
11 B
10 B (∗5)
7
19
MO+
MO–
TX–
TX+
TX+
TX–
A/C Switch
O75(A), O76(B)
Remote Operation
Controller Assembly
O60
Multi–Display Assembly
B(RHD)
Y(RHD)
LG(RHD)

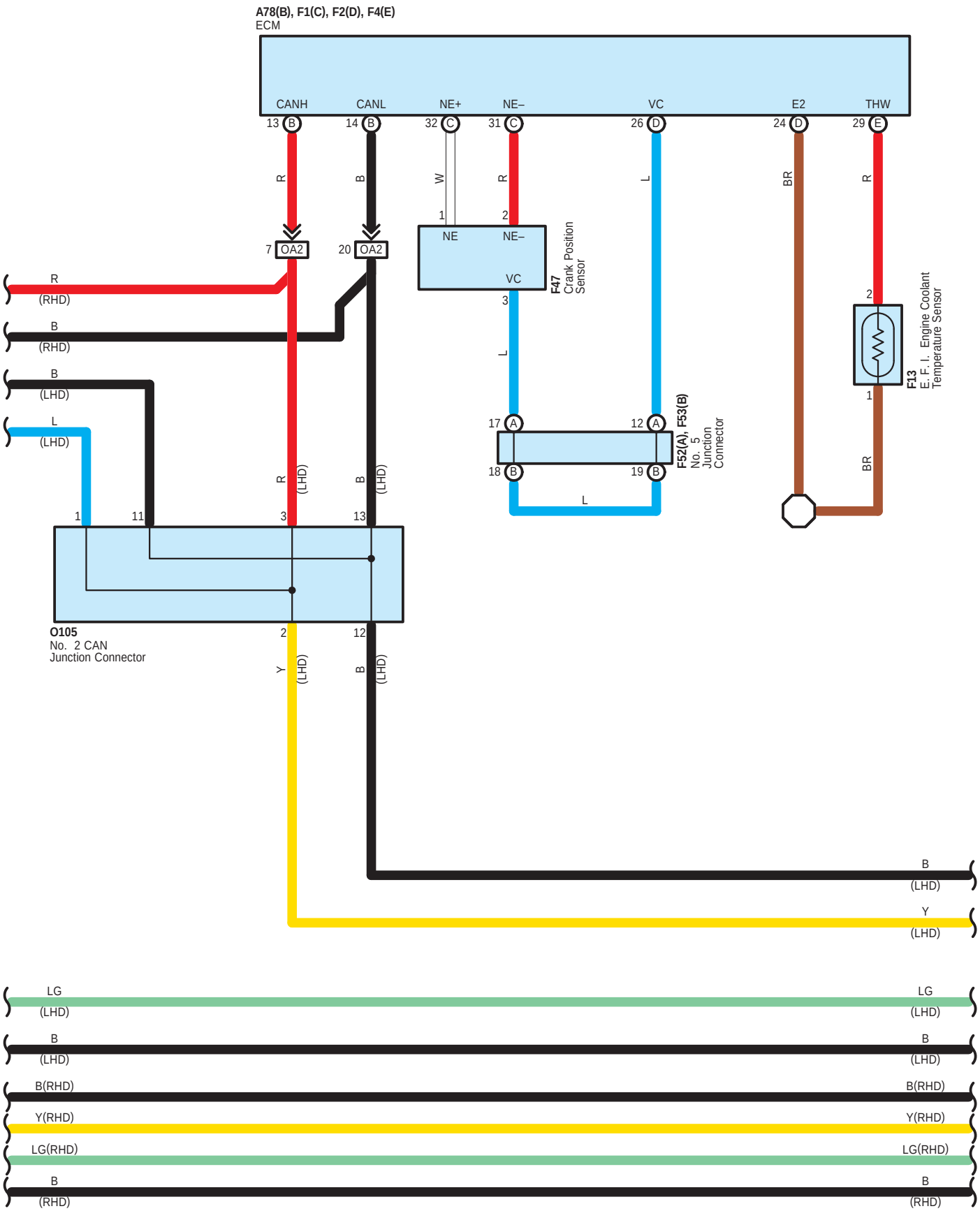
A78(B), F1(C), F2(D), F4(E)
ECM
CANH
CANL
NE+
NE–
VC
E2
THW
13 B
14 B
32 C
31 C
26 D
24 D
29 E
R
B
W
R
L
BR
R
7 OA2
20 OA2
1
2
NE
NE–
VC
3
F47
Crank Position Sensor
R
(RHD)
B
(RHD)
B
(LHD)
L
(LHD)
L
17 A
12 A
18 B
19 B
F52(A), F53(B)
No. 5 Junction Connector
L
2
1
F13
E. F. I. Engine Coolant Temperature Sensor
BR
R (LHD)
B (LHD)
1
11
3
13
O105
No. 2 CAN Junction Connector
2
12
Y (LHD)
B (LHD)
B
(LHD)
Y
(LHD)
LG
(LHD)
LG
(LHD)
B
(LHD)
B
(LHD)
B(RHD)
B(RHD)
Y(RHD)
Y(RHD)
LG(RHD)
LG(RHD)
B
(RHD)
B
(RHD)

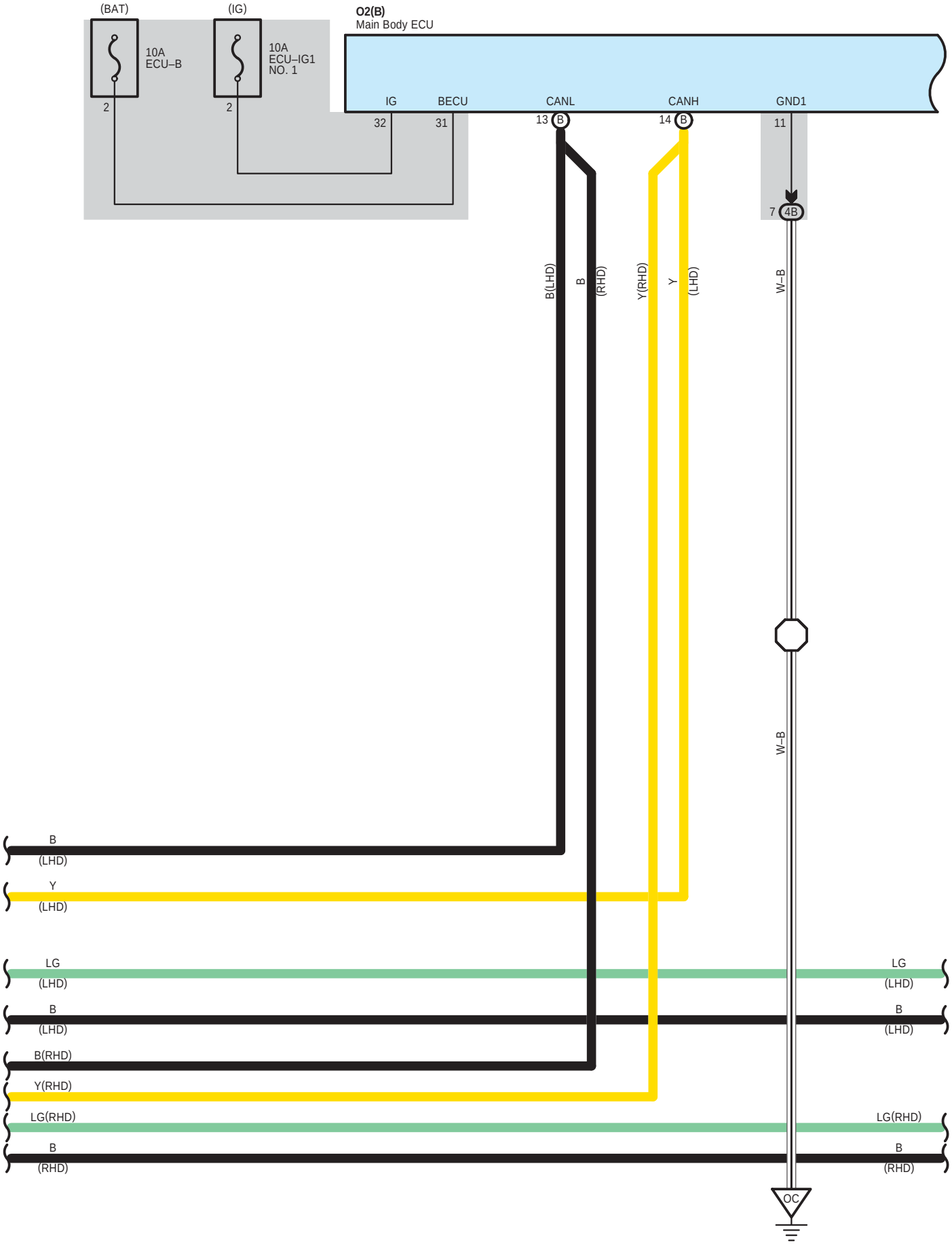
(BAT)
(IG)
10A
ECU–B
10A
ECU–IG1
NO. 1
2
2
O2(B)
Main Body ECU
IG
BECU
CANL
CANH
GND1
32
31
13 B
14 B
11
7 4B
B(LHD)
B
(RHD)
Y(RHD)
Y
(LHD)
W–B
W–B
B
(LHD)
Y
(LHD)
LG
(LHD)
B
(LHD)
B(RHD)
Y(RHD)
LG(RHD)
B
(RHD)
LG
(LHD)
B
(LHD)
LG(RHD)
B
(RHD)
OC

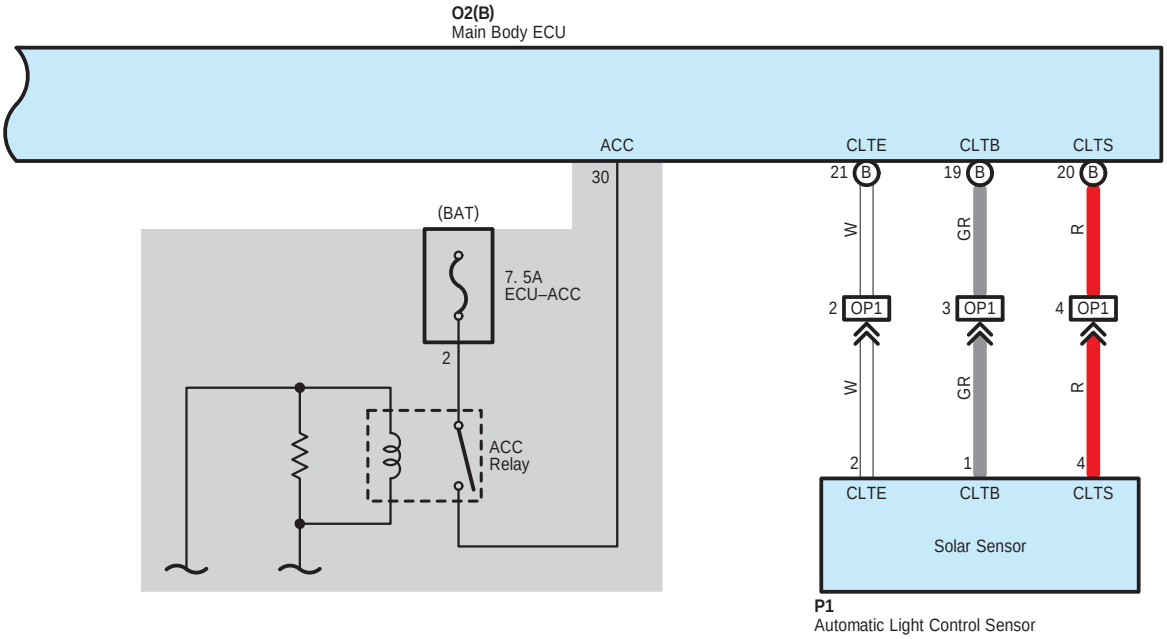
O2(B)
Main Body ECU
ACC
30
(BAT)
7. 5A
ECU–ACC
2
ACC
Relay
CLTE
CLTB
CLTS
21 B
19 B
20 B
W
GR
R
2 OP1
3 OP1
4 OP1
W
GR
R
2
1
4
CLTE
CLTB
CLTS
Solar Sensor
P1
Automatic Light Control Sensor

LG
(LHD)
LG
(LHD)
B
(LHD)
B
(LHD)

LG(RHD)
LG(RHD)
B
(RHD)
B
(RHD)

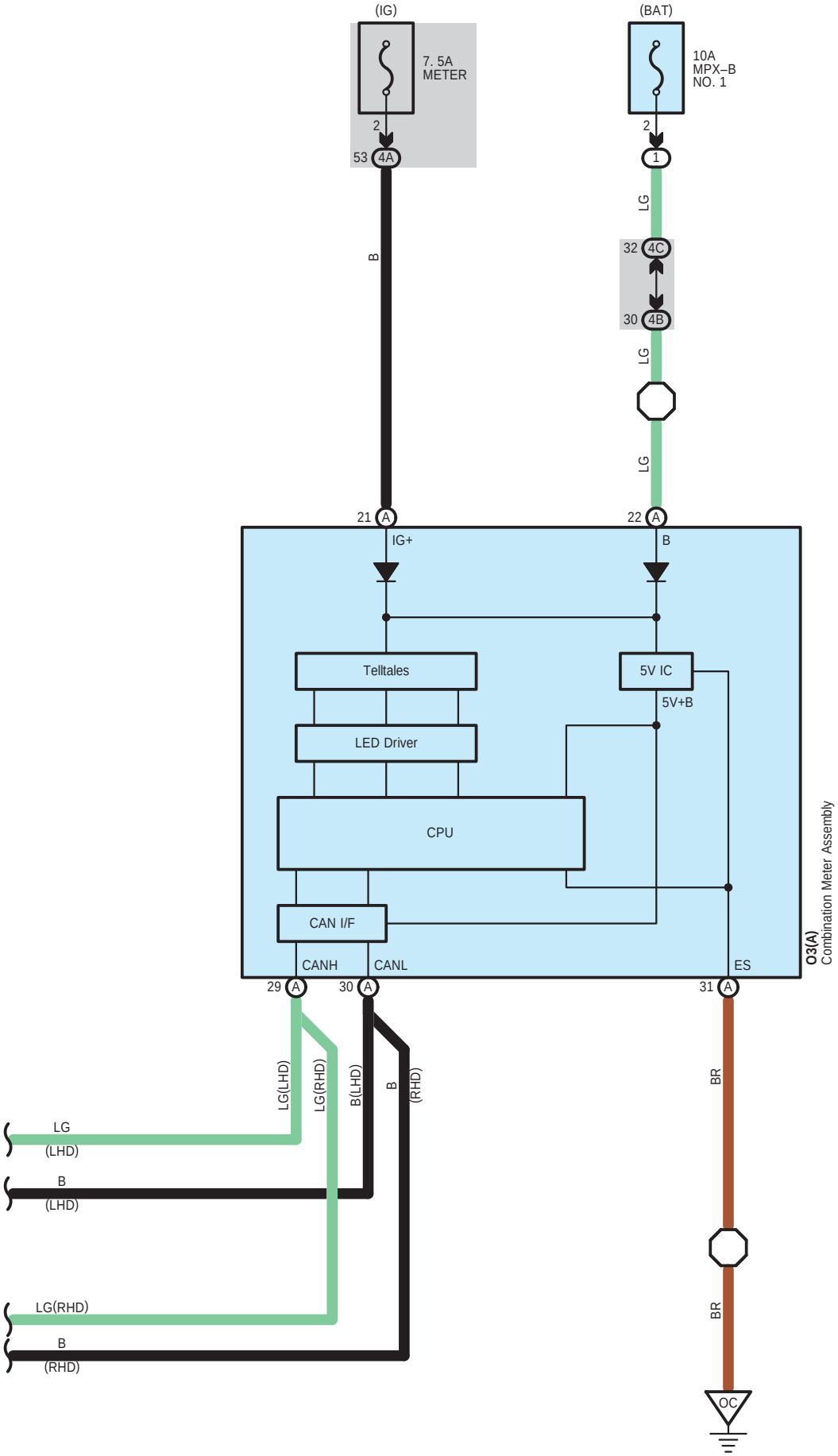
(IG)
7. 5A
METER
2
53 4A
B
(BAT)
10A
MPX–B
NO. 1
2
1
LG
32 4C
30 4B
LG
LG
21 A
IG+
22 A
B
Telltales
5V IC
5V+B
LED Driver
CPU
CAN I/F
CANH
CANL
ES
O3(A)
Combination Meter Assembly
29 A
30 A
31 A
LG(LHD)
LG(RHD)
B(LHD)
B
(RHD)
BR
LG
(LHD)
B
(LHD)
LG(RHD)
B
(RHD)
BR
OC

A55
Black

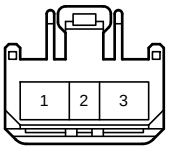

90980-11667

A68
White

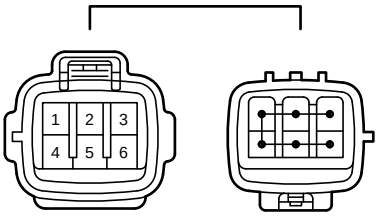

90980-11194

A78
White

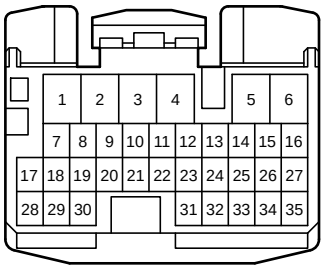

90980-12529

A80
White

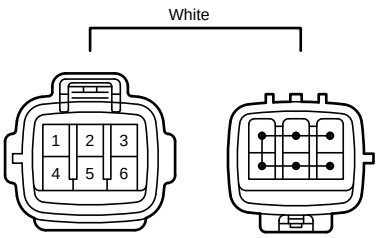

90980-11194

B4
Black



90980-10845

B5
Black

90980-11070

B6
Black

90980-11034

F1
White

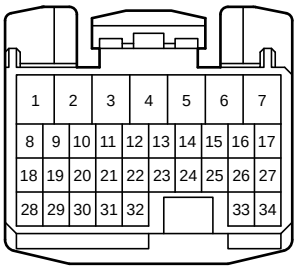

90980-12527

F2
White

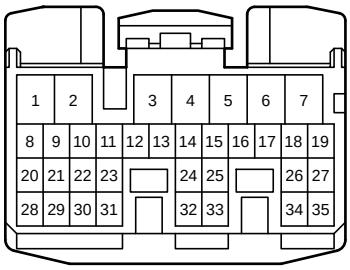

90980-12528

F4
White

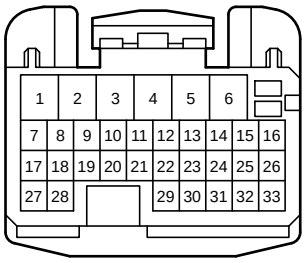

90980-12700

F11
Black

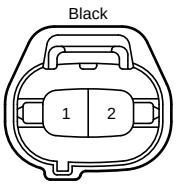

90980-11156

F13
Black

90980-10735

F47
Black

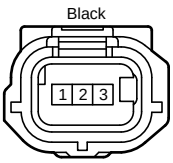

90980-12353

F52
White

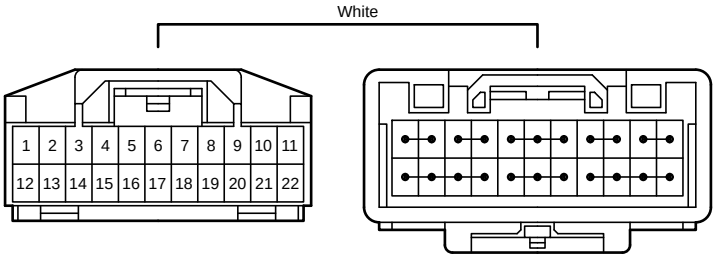

90980-11915

F53
White

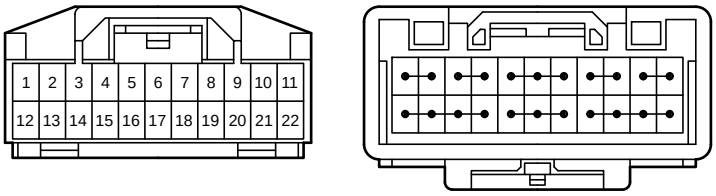

90980-11915

O2
White

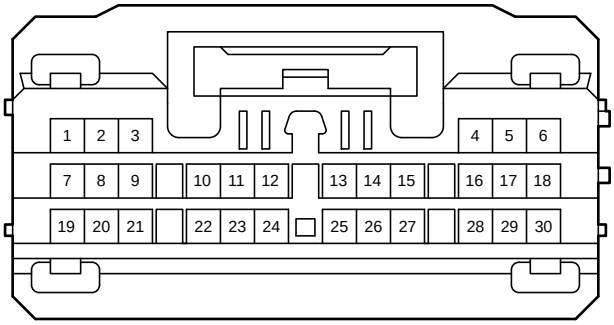

90980-12909

O3
Black

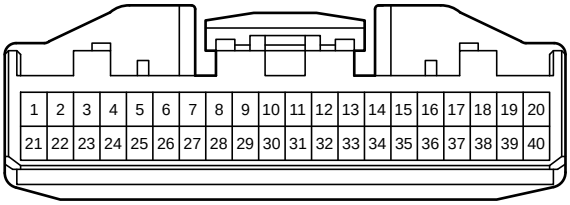

90980-12557

O9
White

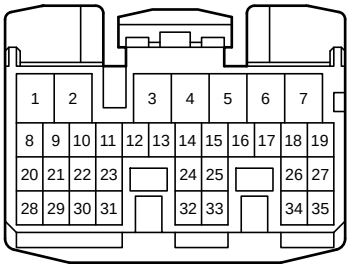

90980-12528

O10
White

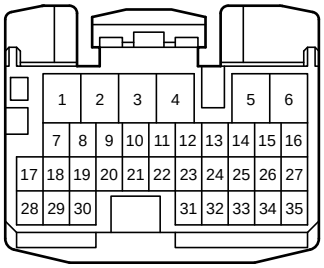

90980-12529

O57
White

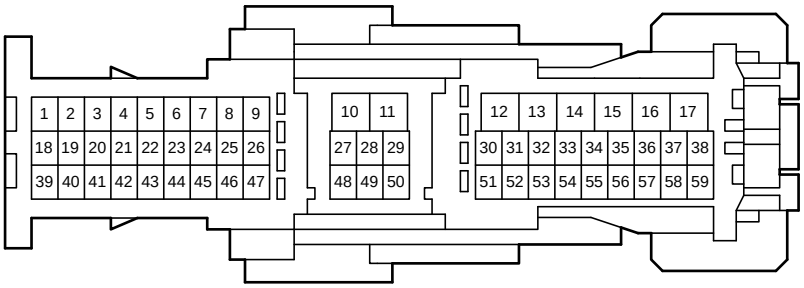

82824-50610

O60
Black

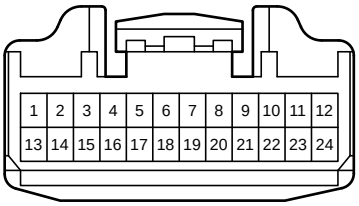

90980-12554

O64
Black



90980-12553

O70
White

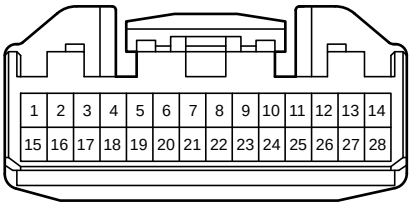

90980-12555

O71
White

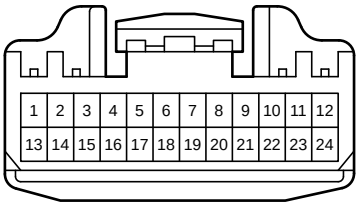

90980-12905

O72
White

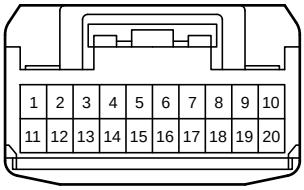

90980-12460

O75
Black

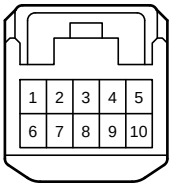

90980-12368

O76
Black



90980-12553

O78
Black



90980-12553

O82
Black

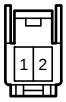

90980-11918

O104
White

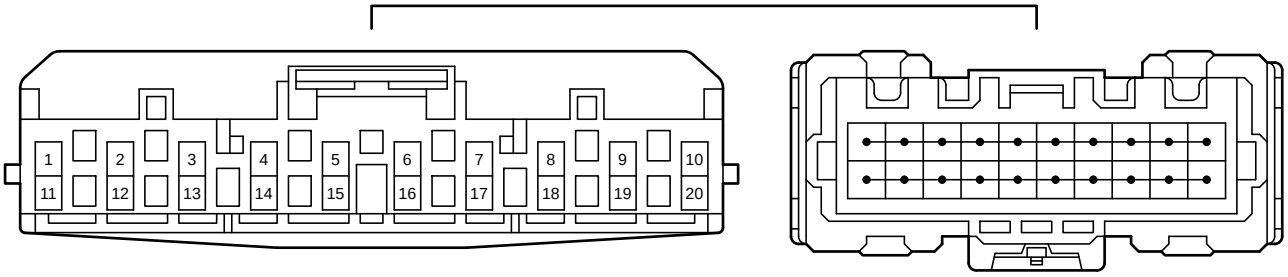

90980-12A58

O105
White

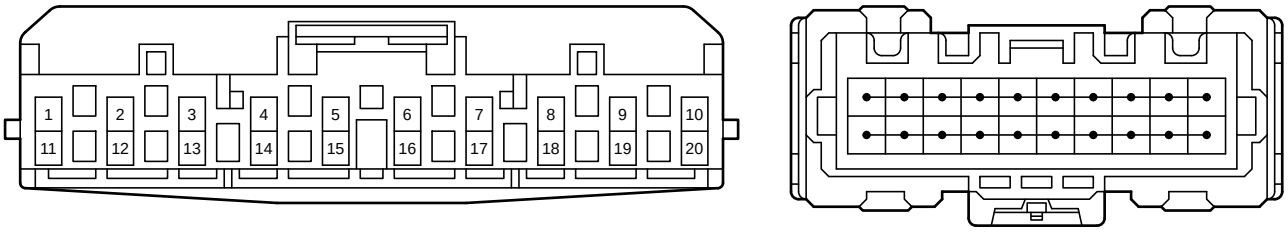

90980-12A58

P1
Black



82824-50130

z1
White

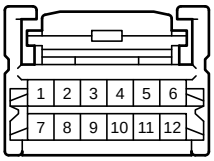

90980-12265

4A
White

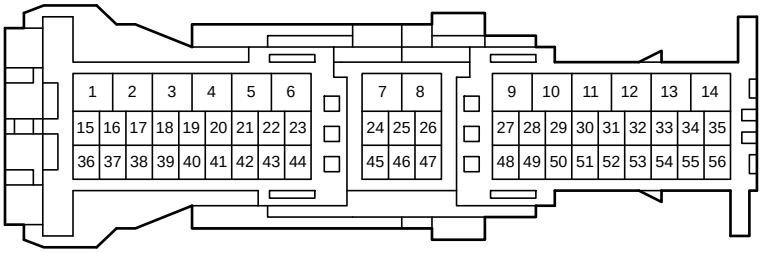

90980-12943

4B
White

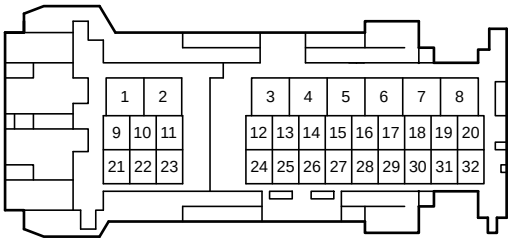

90980-12A48

4C
White

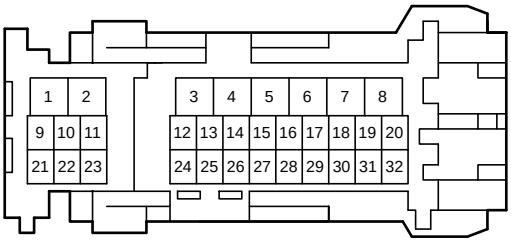

90980-12A47

BA1
White

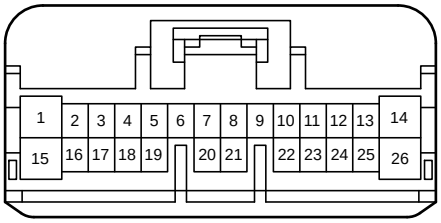

90980-12771

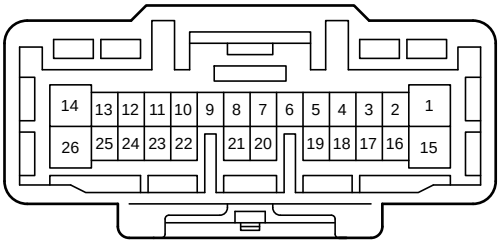

90980-12770

FA1
White

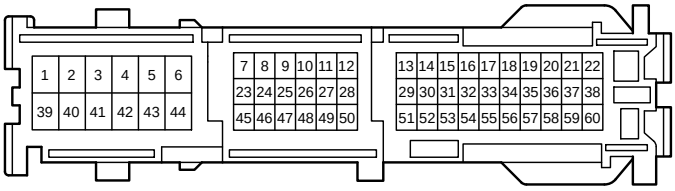

90980-12501

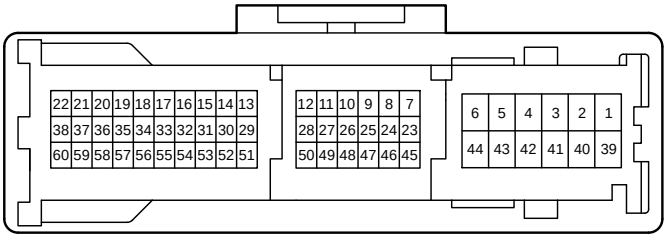

90980-12514

OA1
White

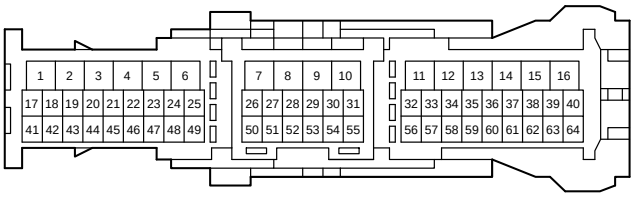

90980-12774

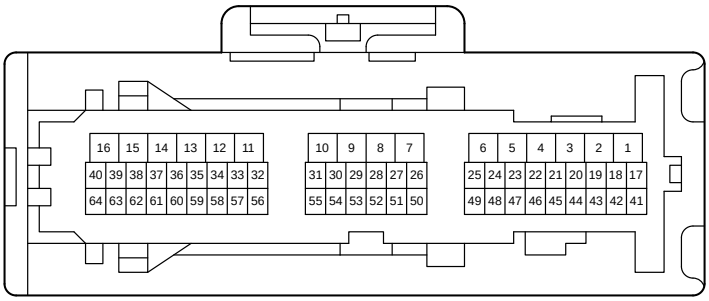

90980-12798

OA2
White

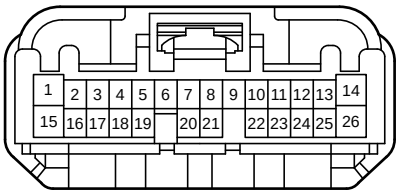

82824-24090

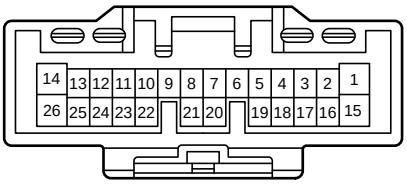

82824-24080

OP1
White

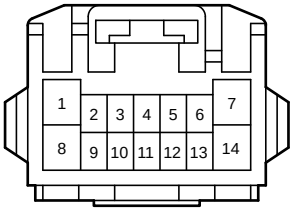

82824-53090

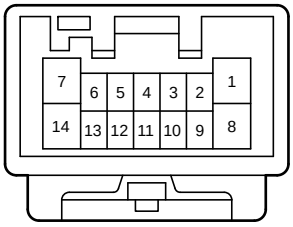

82824-53080