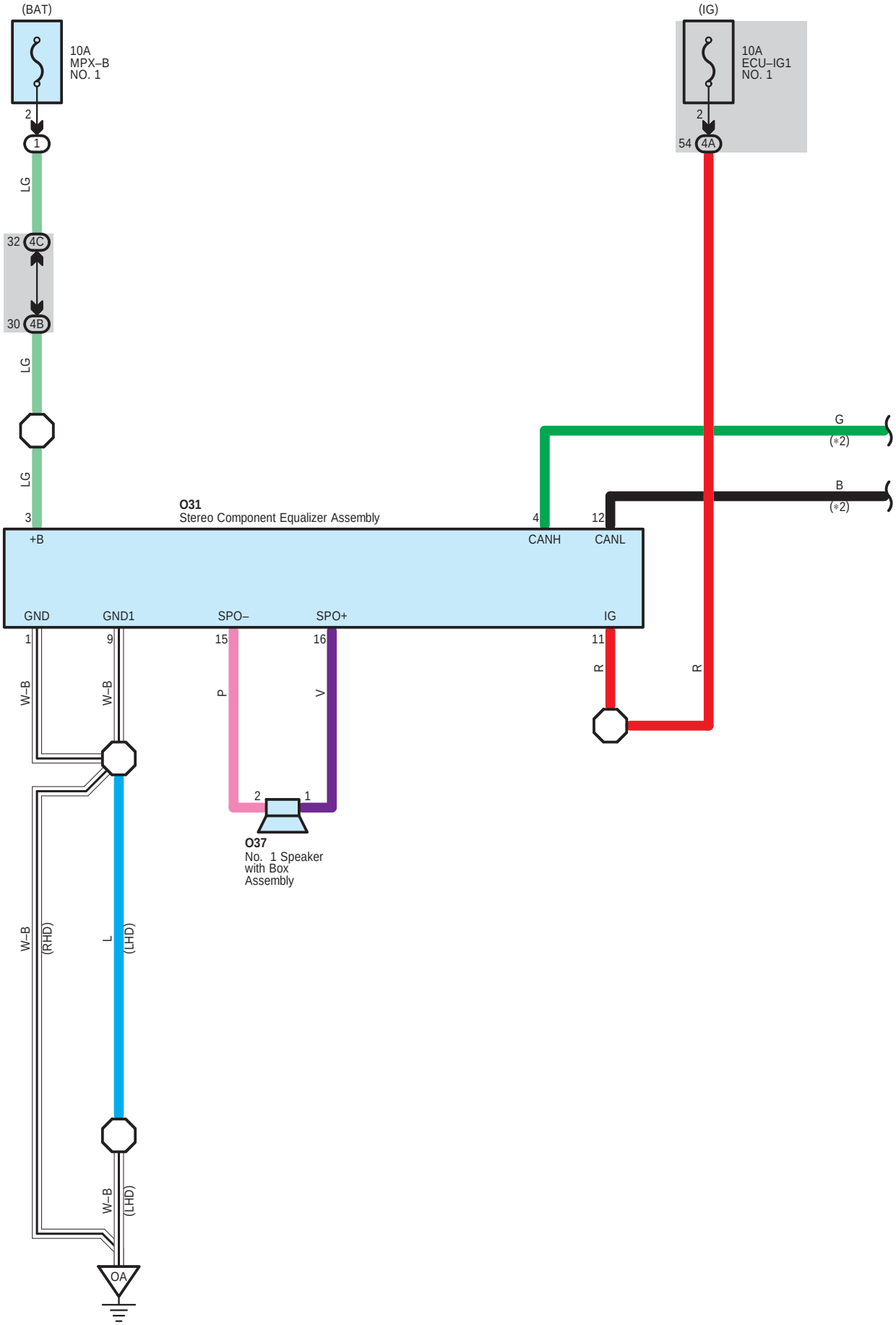
(BAT)
10A
MPX–B
NO. 1
2
1
LG
32 4C
30 4B
LG
LG
3
+B
(IG)
10A
ECU–IG1
NO. 1
2
54 4A
G
(*2)
B
(*2)
O31
Stereo Component Equalizer Assembly
4
CANH
12
CANL
GND
GND1
SPO–
SPO+
IG
1
9
15
16
11
W–B
W–B
P
V
R
R
2
1
O37
No. 1 Speaker
with Box
Assembly
W–B
(RHD)
L
(LHD)
W–B
(LHD)
OA

∗ 2 : 10 Speaker

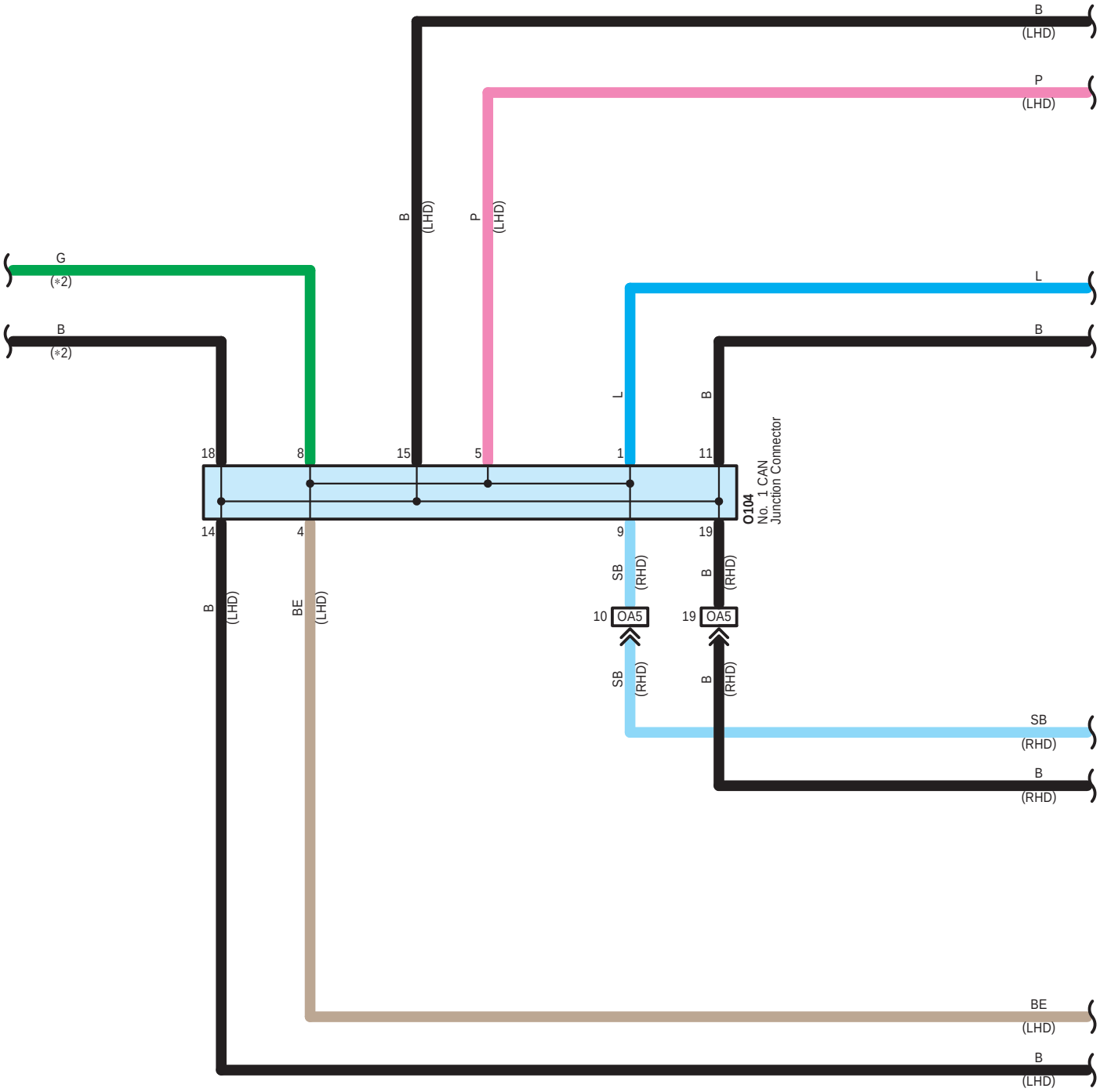
B
(LHD)
P
(LHD)
B
(LHD)
P
(LHD)
G
(∗2)
B
(∗2)
L
B
L
B
18
8
15
5
1
11
O104
No. 1 CAN
Junction Connector
14
4
9
19
SB
(RHD)
B
(RHD)
B
(LHD)
BE
(LHD)
10
OA5
19
OA5
SB
(RHD)
B
(RHD)
SB
(RHD)
B
(RHD)
BE
(LHD)
B
(LHD)

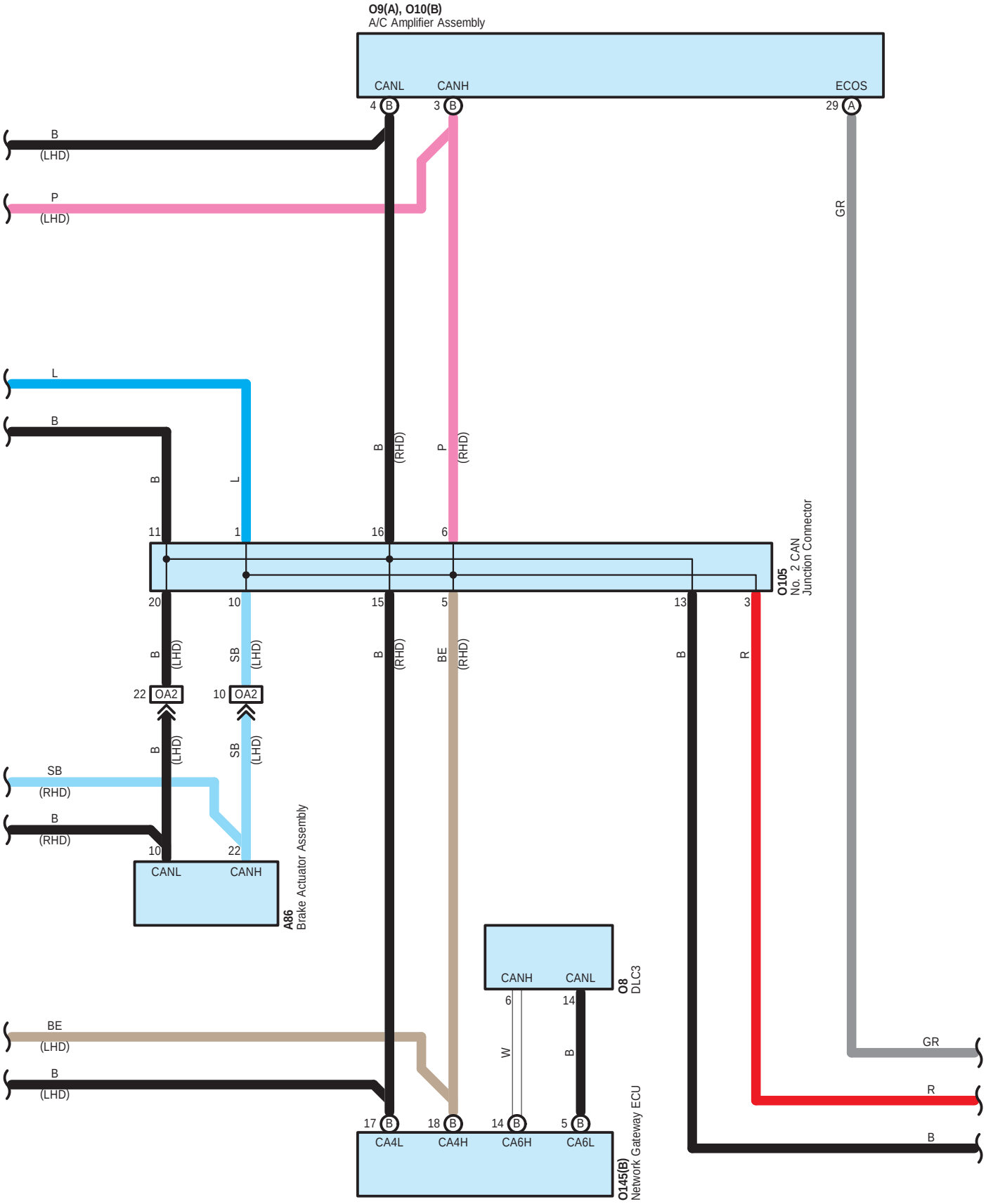
O9(A), O10(B)
A/C Amplifier Assembly
CANL
CANH
ECOS
4 B
3 B
29 A
B
(LHD)
P
(LHD)
GR
L
B
B
L
B (RHD)
P (RHD)
11
1
16
6
O105
No. 2 CAN
Junction Connector
20
10
15
5
13
3
B (LHD)
SB (LHD)
B (RHD)
BE (RHD)
B
R
22 OA2
10 OA2
B (LHD)
SB (LHD)
SB
(RHD)
B
(RHD)
10
22
CANL
CANH
A86
Brake Actuator Assembly
CANH
CANL
O8
DLC3
6
14
W
B
BE
(LHD)
B
(LHD)
GR
R
B
17 B
18 B
14 B
5 B
CA4L
CA4H
CA6H
CA6L
O145(B)
Network Gateway ECU

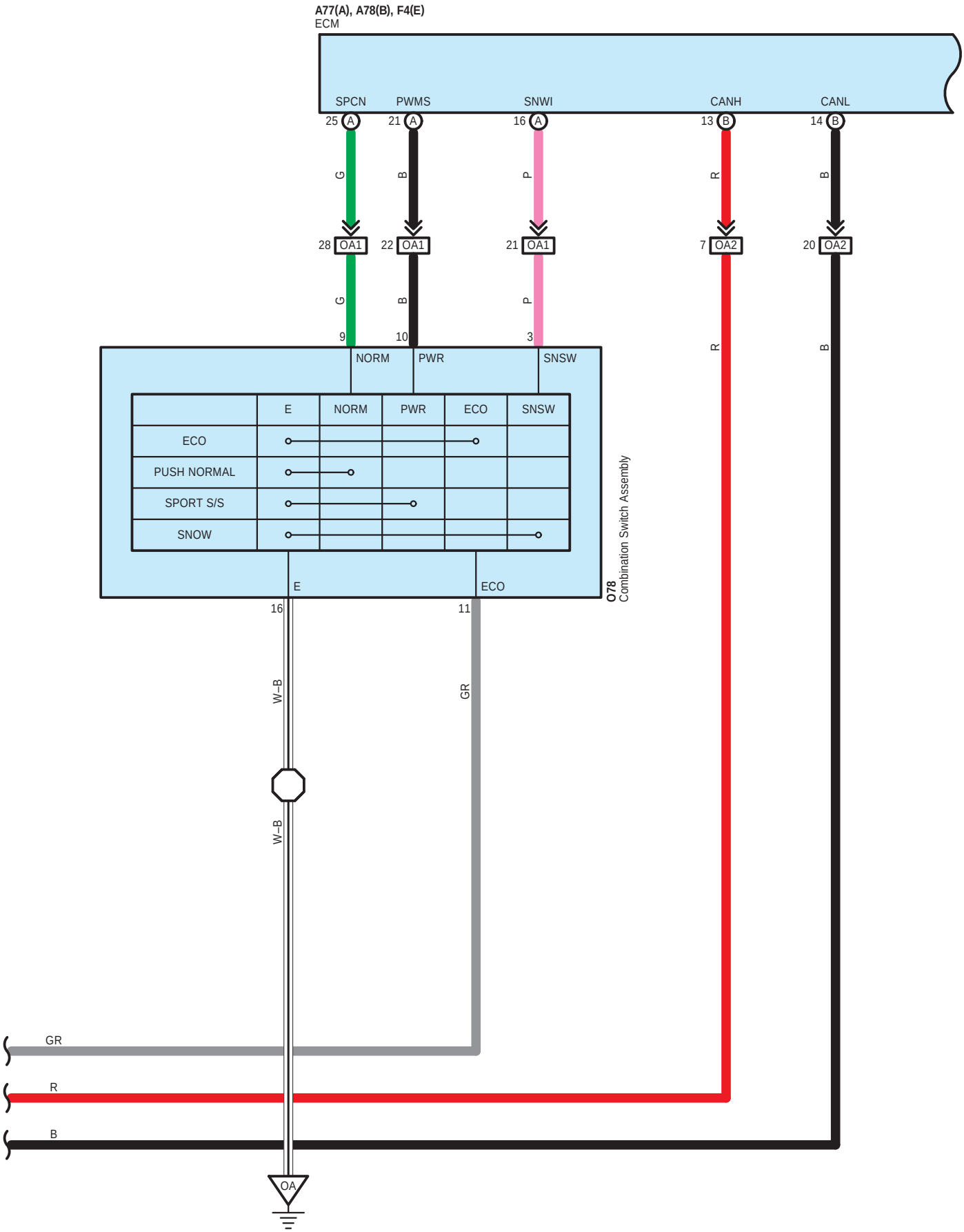
A77(A), A78(B), F4(E)
ECM
SPCN
PWMS
SNWI
CANH
CANL
25 A
21 A
16 A
13 B
14 B
G
B
P
R
B
28 OA1
22 OA1
21 OA1
7 OA2
20 OA2
G
B
P
R
B
9
10
3
NORM
PWR
SNSW
E
NORM
PWR
ECO
SNSW
ECO
PUSH NORMAL
SPORT S/S
SNOW
E
ECO
O78
Combination Switch Assembly
16
11
W–B
GR
W–B
GR
R
B
OA

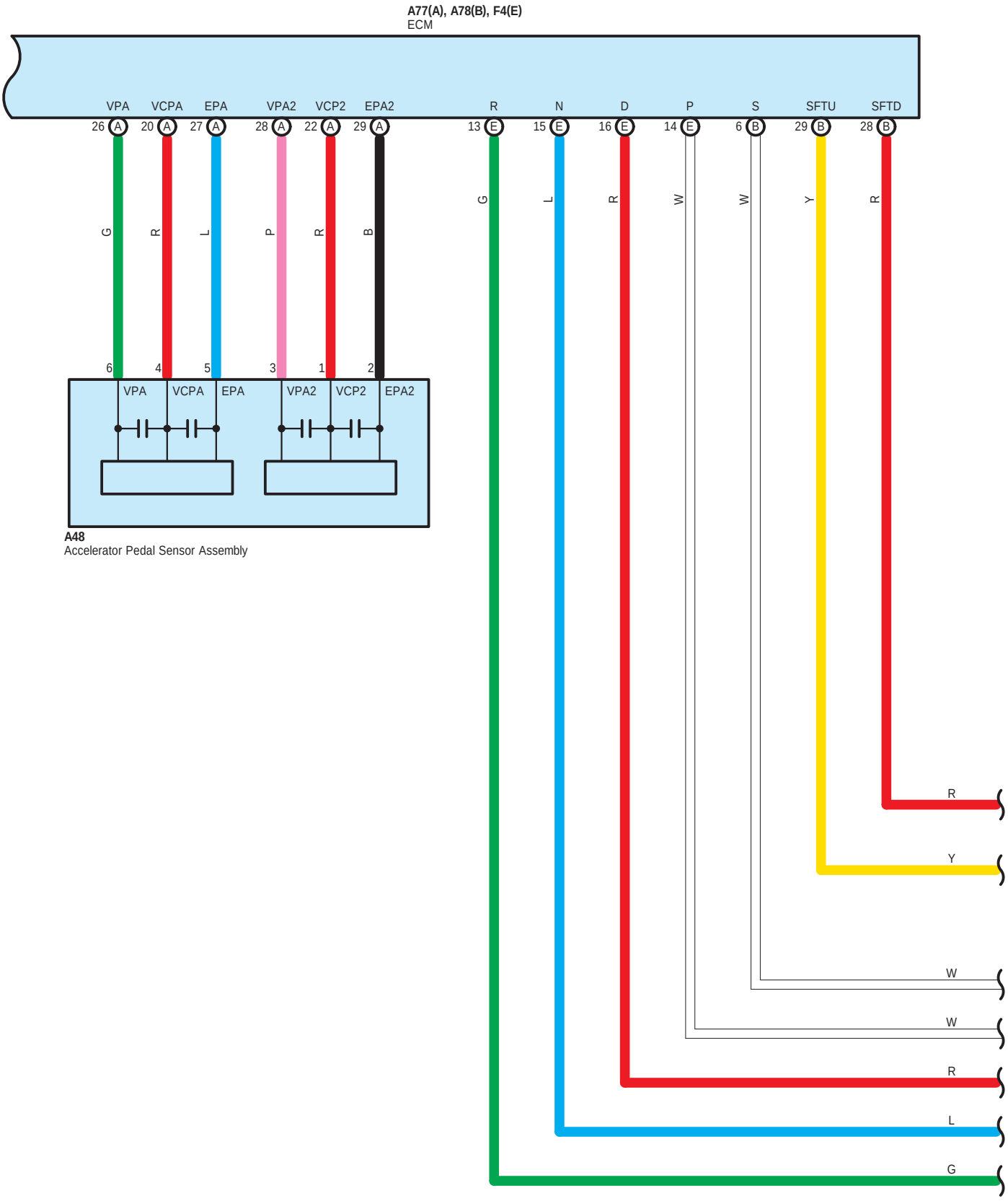
A77(A), A78(B), F4(E)
ECM
VPA
VCPA
EPA
VPA2
VCP2
EPA2
R
N
D
P
S
SFTU
SFTD
26 A
20 A
27 A
28 A
22 A
29 A
13 E
15 E
16 E
14 E
6 B
29 B
28 B
G
R
L
P
R
B
G
L
R
W
W
Y
R
6
4
5
3
1
2
VPA
VCPA
EPA
VPA2
VCP2
EPA2
A48
Accelerator Pedal Sensor Assembly
R
Y
W
W
R
L
G

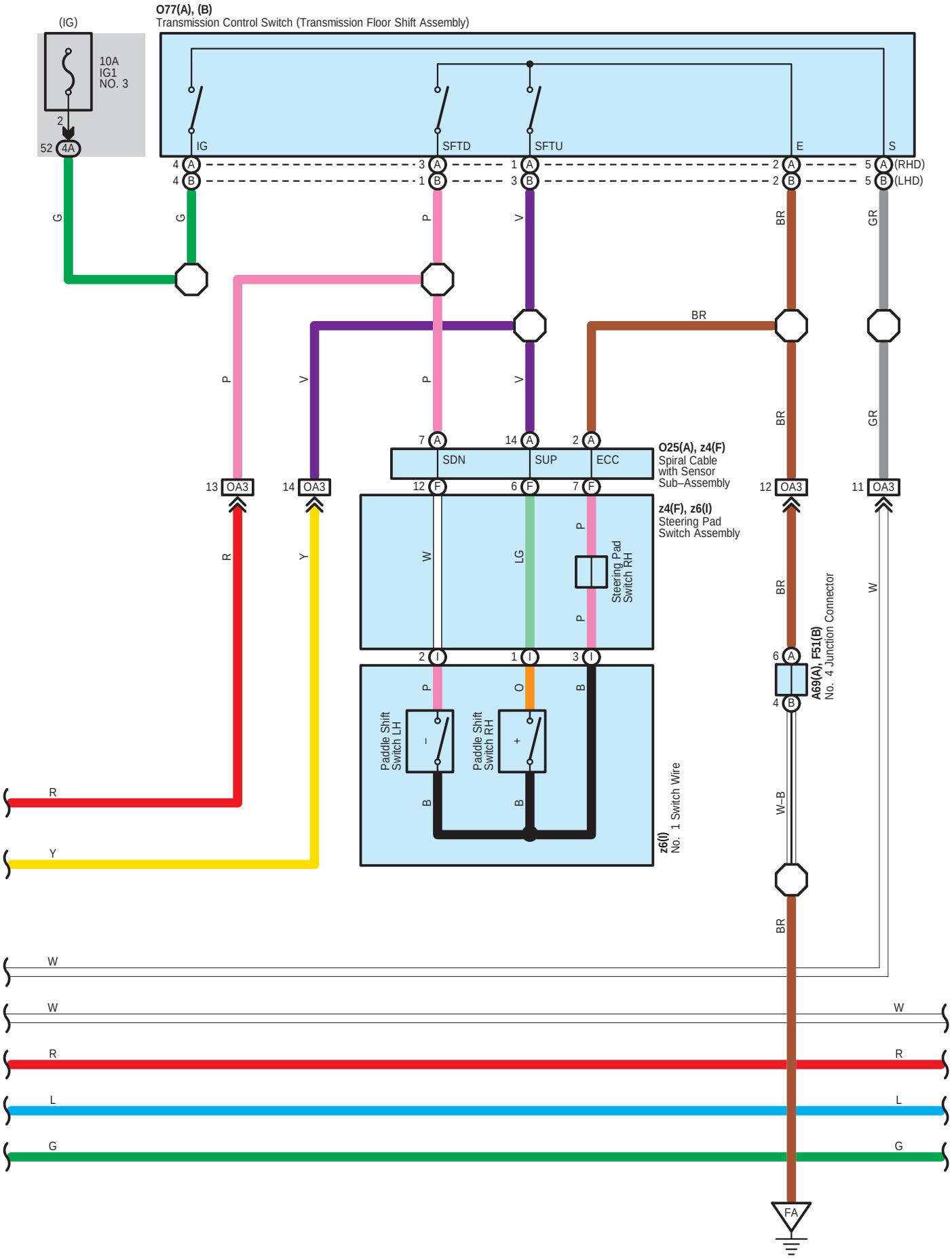
(IG)
10A
IG1
NO. 3
2
52 4A
O77(A), (B)
Transmission Control Switch (Transmission Floor Shift Assembly)
IG
SFTD
SFTU
E
S
4 A
4 B
3 A
1 B
1 A
3 B
2 A
2 B
5 A (RHD)
5 B (LHD)
G
G
P
V
BR
GR
BR
P
V
P
V
BR
GR
7 A
14 A
2 A
SDN
SUP
ECC
O25(A), z4(F)
Spiral Cable
with Sensor
Sub–Assembly
13 OA3
14 OA3
12 F
6 F
7 F
12 OA3
11 OA3
z4(F), z6(I)
Steering Pad
Switch Assembly
R
Y
W
LG
P
P
Steering Pad
Switch RH
BR
W
2 I
1 I
3 I
6 A
4 B
A69(A), F51(B)
No. 4 Junction Connector
P
O
B
Paddle Shift
Switch LH
Paddle Shift
Switch RH
B
B
W–B
z6(I)
No. 1 Switch Wire
R
Y
BR
W
W
W
R
R
L
L
G
G
FA

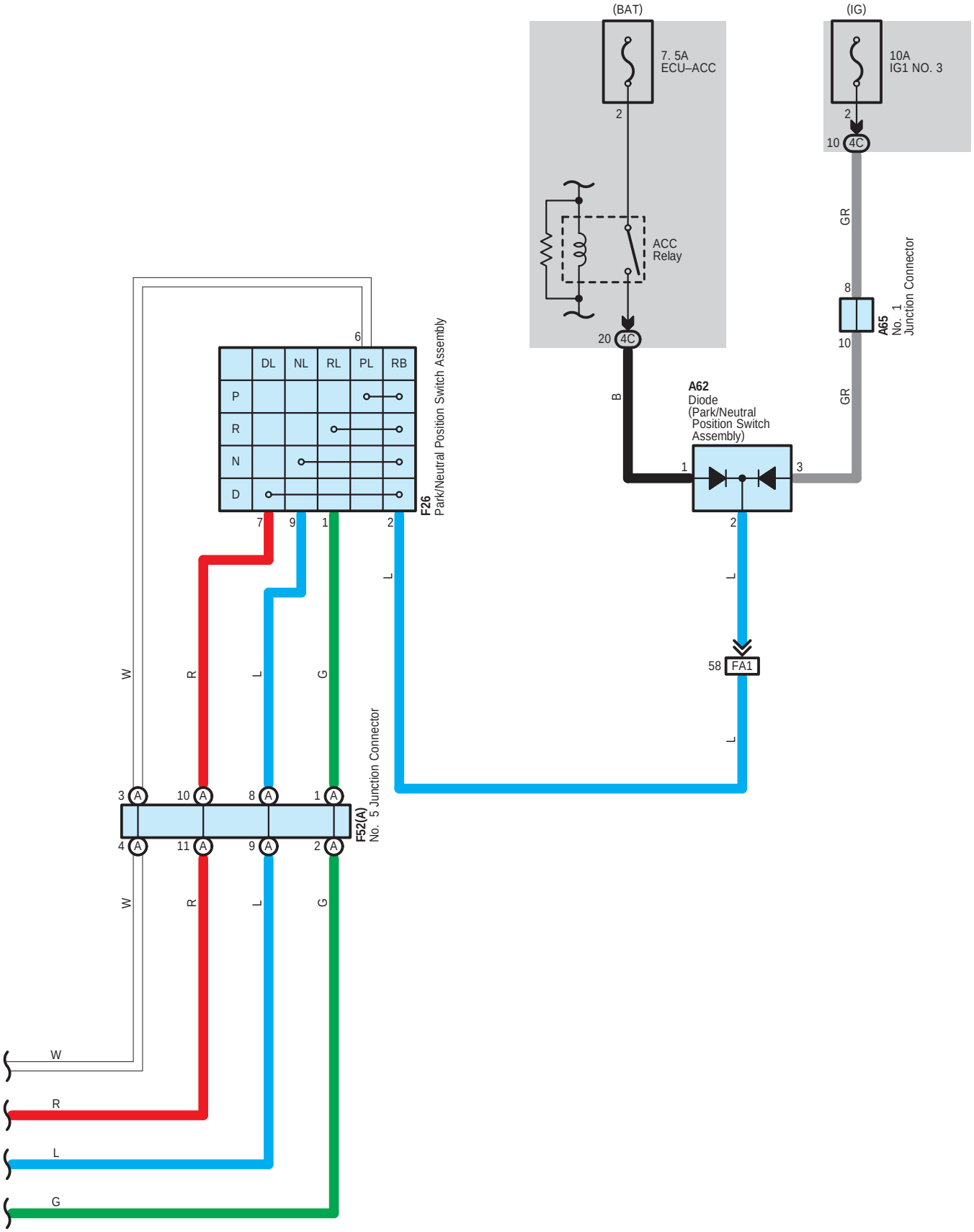
(BAT)
7. 5A
ECU–ACC
2
ACC
Relay
20
4C
(IG)
10A
IG1 NO. 3
2
10
4C
GR
8
A65
No. 1
Junction Connector
10
GR
B
A62
Diode
(Park/Neutral
Position Switch
Assembly)
1
3
2
6
DL
NL
RL
PL
RB
P
R
N
D
F26
Park/Neutral Position Switch Assembly
7
9
1
2
L
L
58
FA1
L
W
R
L
G
3
10
8
1
4
11
9
2
F52(A)
No. 5 Junction Connector
W
R
L
G
W
R
L
G

A48
Black



90980-12831

A62
Gray

90980-11071

A65
White

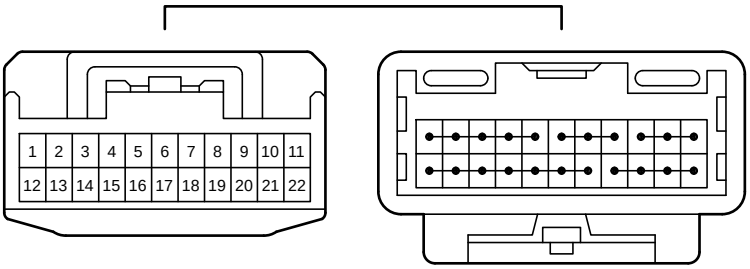

90980-12372

A69
Blue

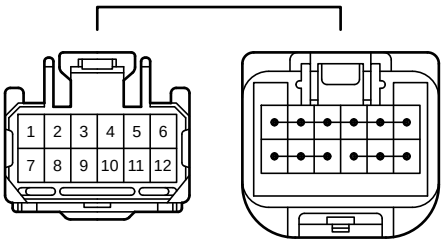

90980-11661

A77
White

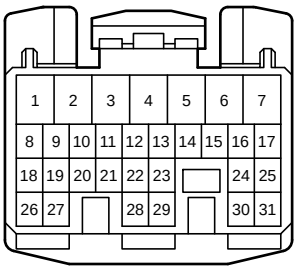

90980-12525

A78
White

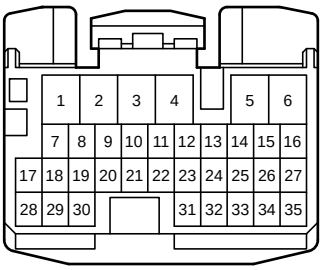

90980-12529

A86
Black

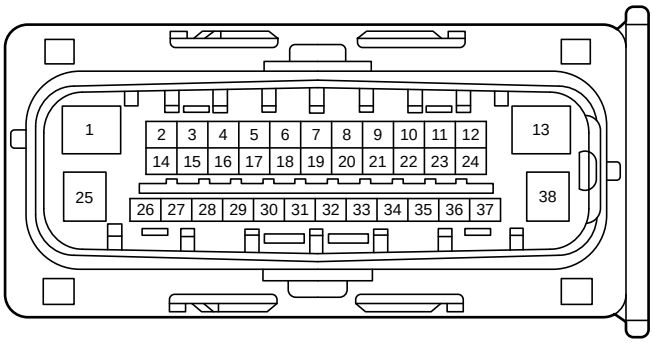

90980-12B01

F4
White

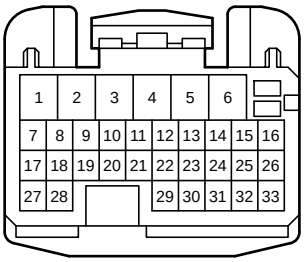

90980-12700

F26
Gray

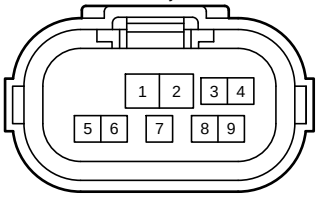

90980-12362

F51
Blue

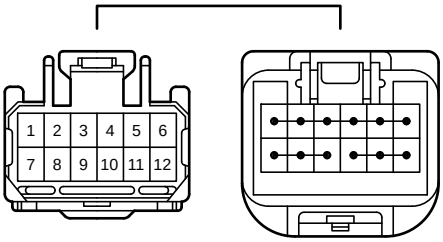

90980-11661

F52
White

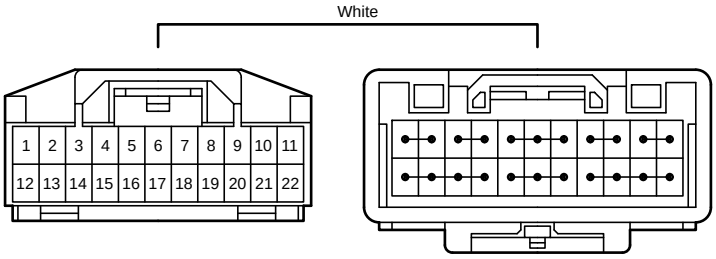

90980-11915

O8
White

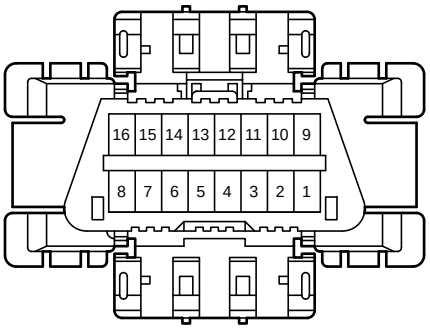

90980-11665

O9
White

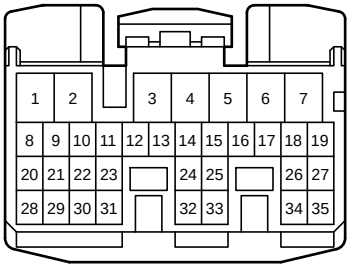

90980-12528

O10
White

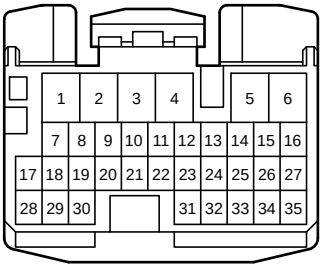

90980-12529

O25
Black

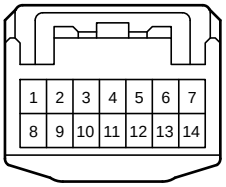

90980-12370

O31
White



90980-12553

O37
White

90980-10935

O77
White

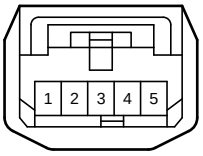

90980-12954

O78
Black



90980-12553

O104
White

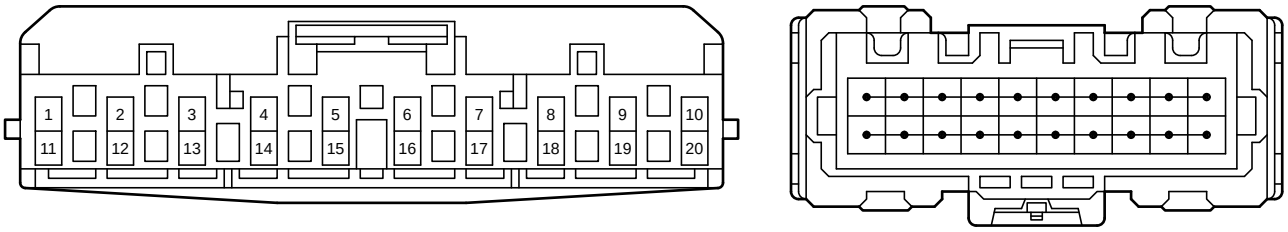

90980-12A58

O105
White

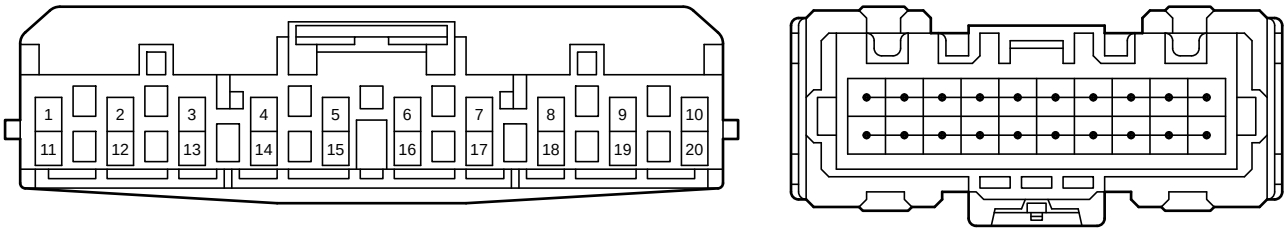

90980-12A58

O145
Black

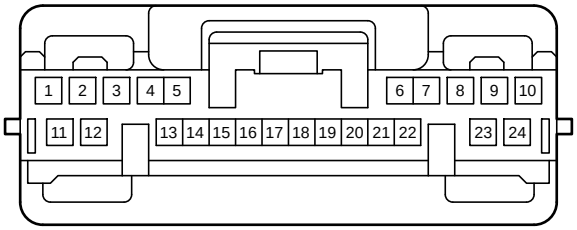

90980-12912

z4
Black

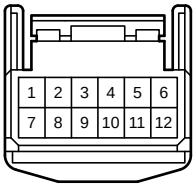

90980-12559

z6
White

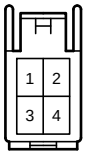

90980-12211

4A
White

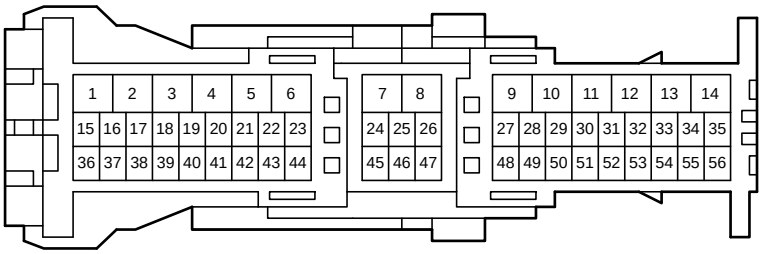

90980-12943

4B
White

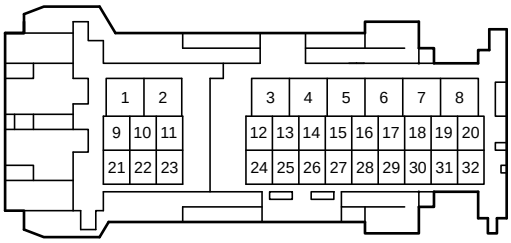

90980-12A48

4C
White

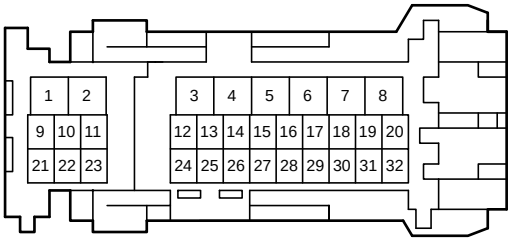

90980-12A47

FA1
White

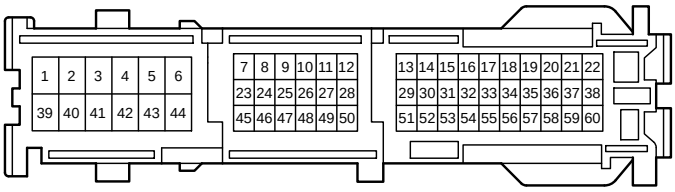

90980-12501

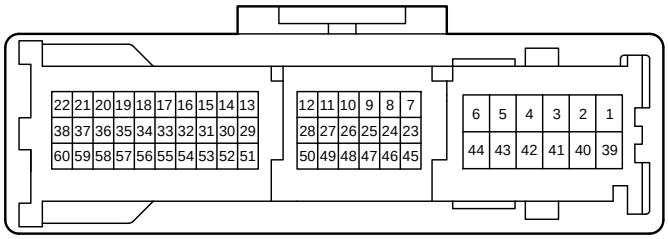

90980-12514

OA1
White

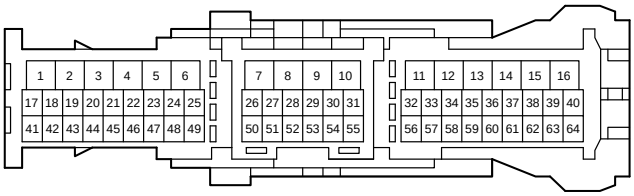

90980-12774

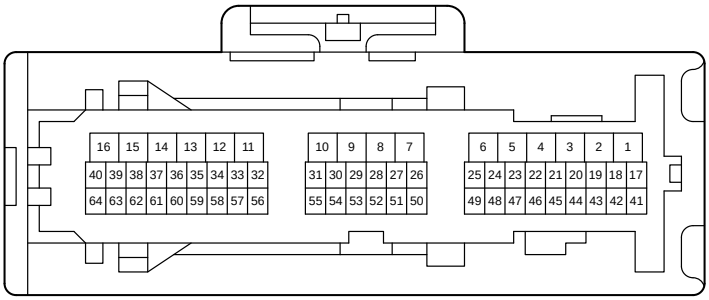

90980-12798

OA2
White

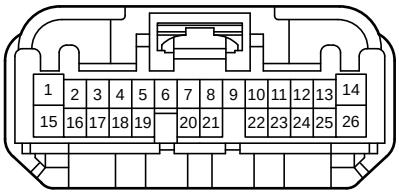

82824-24090

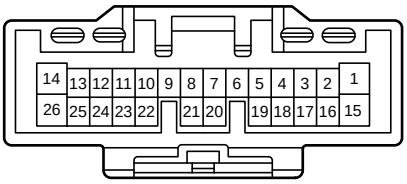

82824-24080

OA3
White

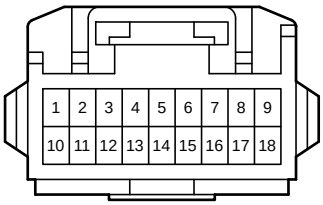

82824-53070

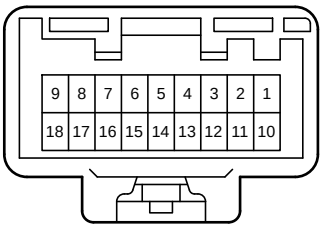

82824-53060

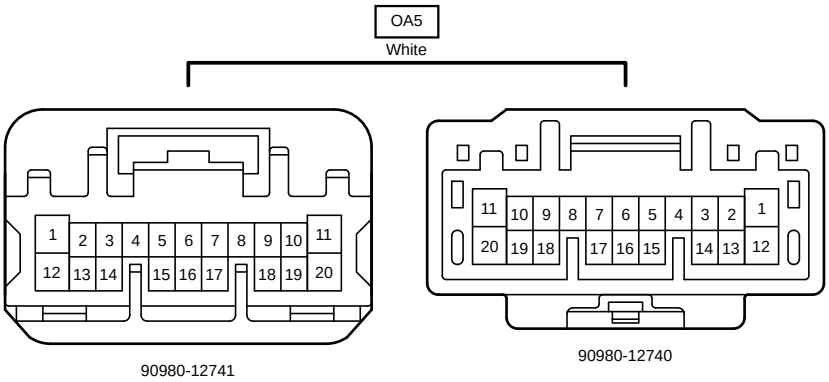
OA5
White
1
2
3
4
5
6
7
8
9
10
11
12
13
14
15
16
17
18
19
20
90980-12741
11
10
9
8
7
6
5
4
3
2
1
20
19
18
17
16
15
14
13
12
90980-12740