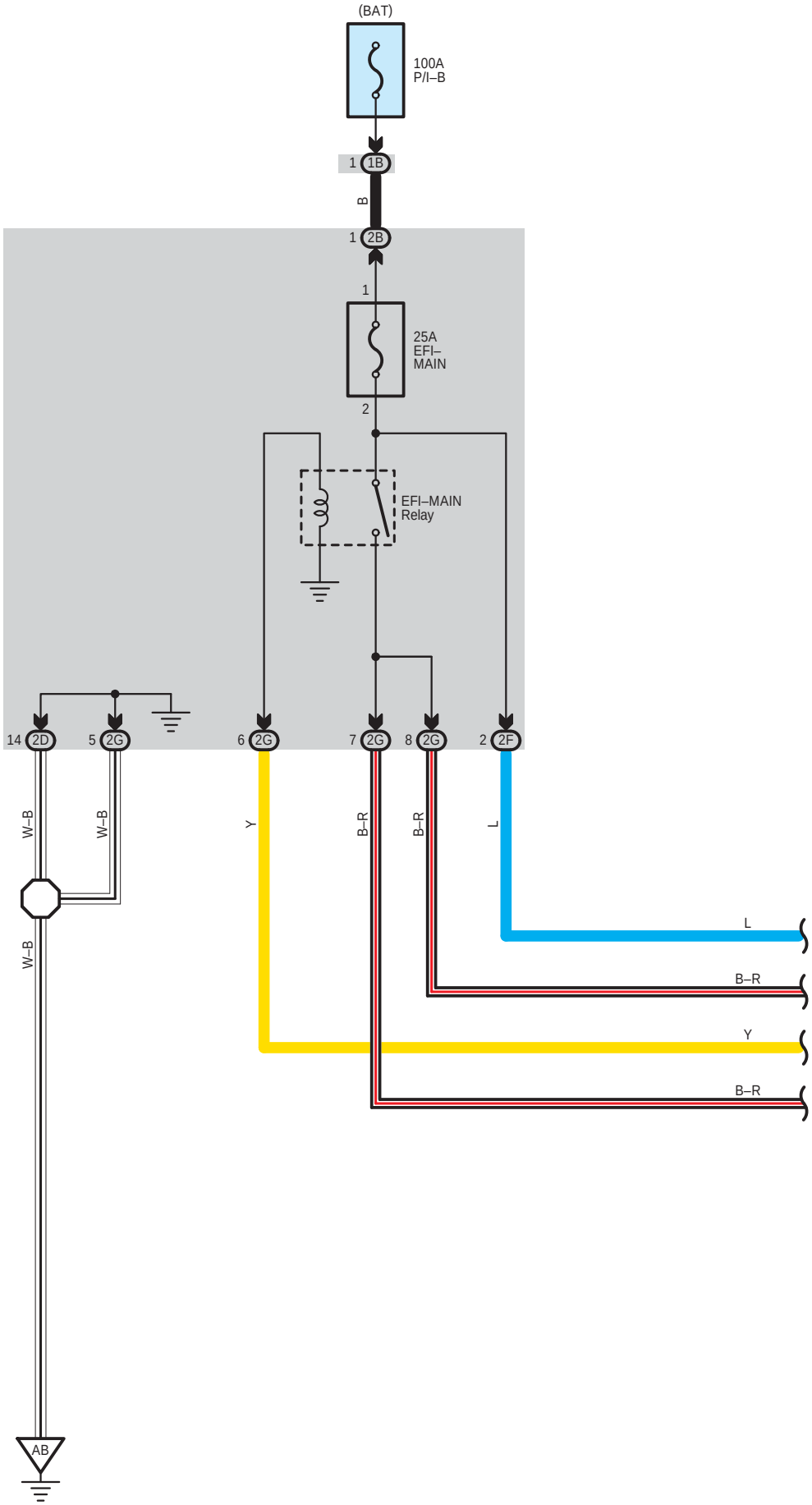
(BAT)
100A
P/I–B
1
1B
B
1
2B
1
25A
EFI–
MAIN
2
EFI–MAIN
Relay
14
2D
5
2G
6
2G
7
2G
8
2G
2
2F
W–B
W–B
W–B
Y
B–R
B–R
L
L
B–R
Y
B–R
AB

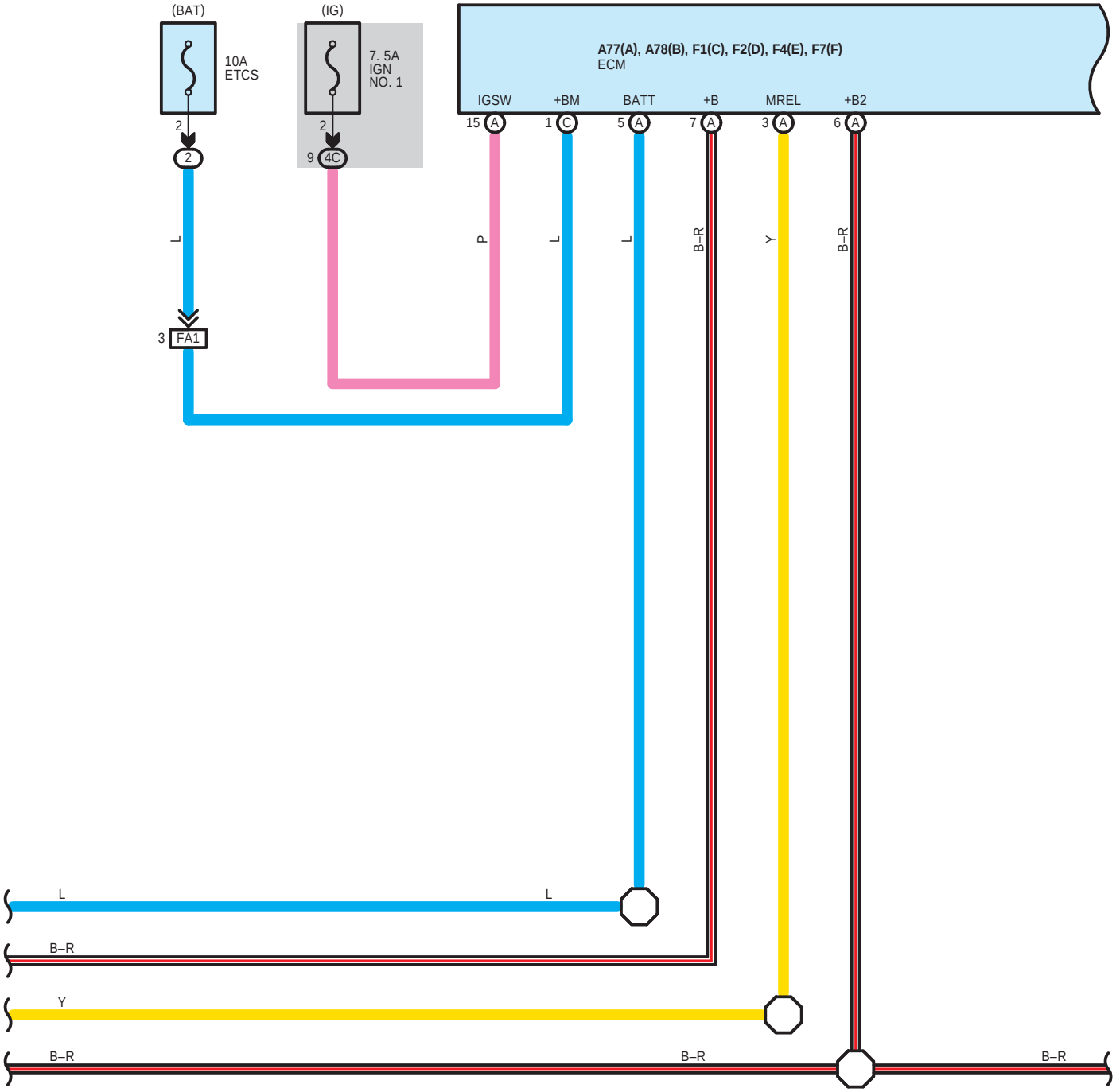
(BAT)
10A
ETCS
2
2
L
3
FA1
(IG)
7. 5A
IGN
NO. 1
2
9
4C
P
L
A77(A), A78(B), F1(C), F2(D), F4(E), F7(F)
ECM
IGSW
+BM
BATT
+B
MREL
+B2
15
A
1
C
5
A
7
A
3
A
6
A
L
B–R
Y
B–R
L
L
B–R
Y
B–R
B–R
B–R

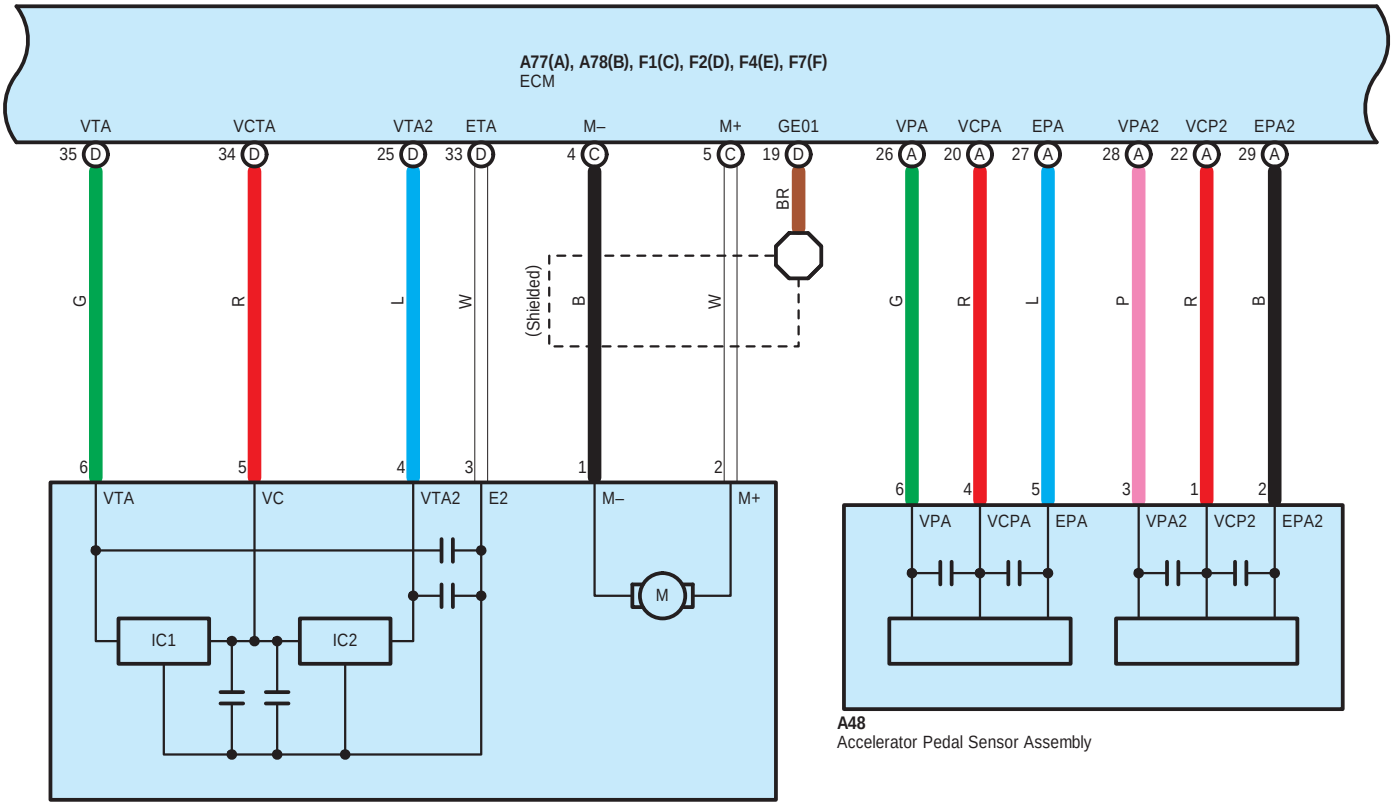
A77(A), A78(B), F1(C), F2(D), F4(E), F7(F)
ECM
VTA
VCTA
VTA2
ETA
M–
M+
GE01
VPA
VCPA
EPA
VPA2
VCP2
EPA2
35 D
34 D
25 D
33 D
4 C
5 C
19 D
26 A
20 A
27 A
28 A
22 A
29 A
G
R
L
W
(Shielded)
B
W
BR
G
R
L
P
R
B
6
5
4
3
1
2
VTA
VC
VTA2
E2
M–
M+
IC1
IC2
M
F37
Throttle Body with Motor Assembly
6
4
5
3
1
2
VPA
VCPA
EPA
VPA2
VCP2
EPA2
A48
Accelerator Pedal Sensor Assembly

B–R
B–R

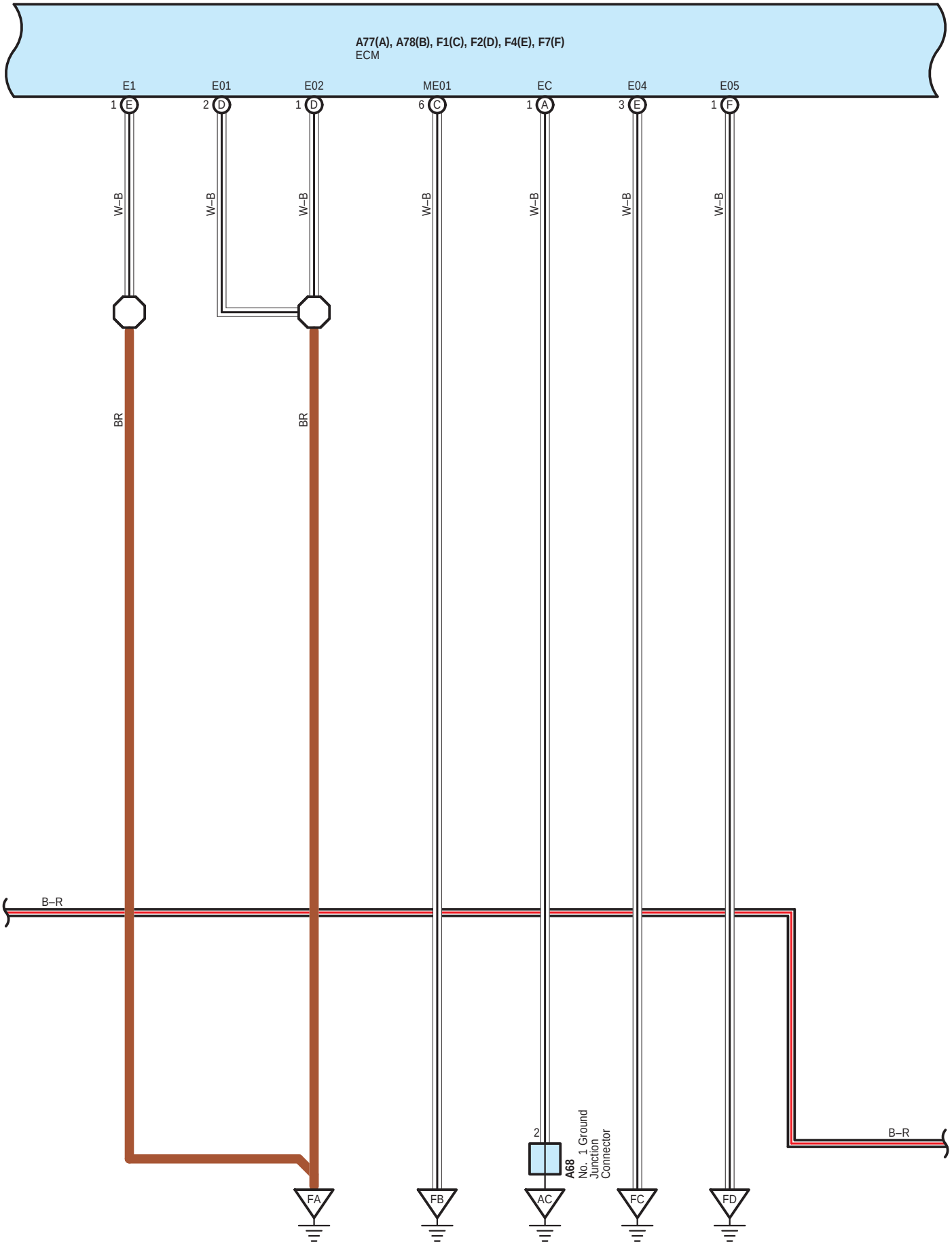
A77(A), A78(B), F1(C), F2(D), F4(E), F7(F)
ECM
E1
E01
E02
ME01
EC
E04
E05
1 E
2 D
1 D
6 C
1 A
3 E
1 F
W–B
BR
B–R
2
A68
No. 1 Ground Junction Connector
FA
FB
AC
FC
FD

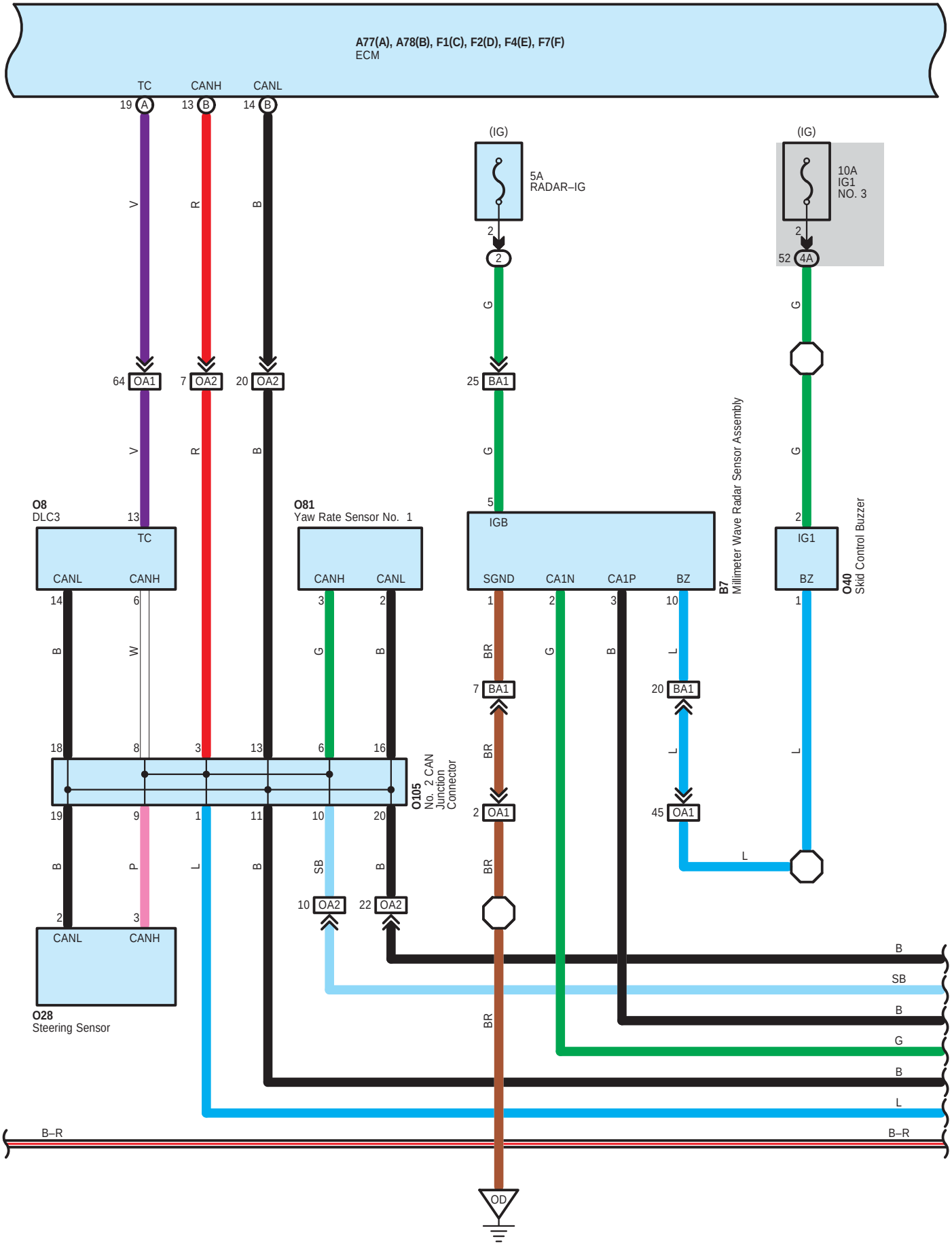
A77(A), A78(B), F1(C), F2(D), F4(E), F7(F)
ECM
TC
CANH
CANL
19 A
13 B
14 B
(IG)
5A
RADAR–IG
2
2
(IG)
10A
IG1
NO. 3
2
52 4A
64 OA1
7 OA2
20 OA2
25 BA1
O8
DLC3
13
TC
CANL
CANH
14
6
O81
Yaw Rate Sensor No. 1
CANH
CANL
3
2
5
IGB
SGND
CA1N
CA1P
BZ
1
2
3
10
B7
Millimeter Wave Radar Sensor Assembly
2
IG1
BZ
1
O40
Skid Control Buzzer
7 BA1
20 BA1
18
8
3
13
6
16
O105
No. 2 CAN
Junction
Connector
19
9
1
11
10
20
2 OA1
45 OA1
10 OA2
22 OA2
2
3
CANL
CANH
O28
Steering Sensor
B–R
B–R
OD

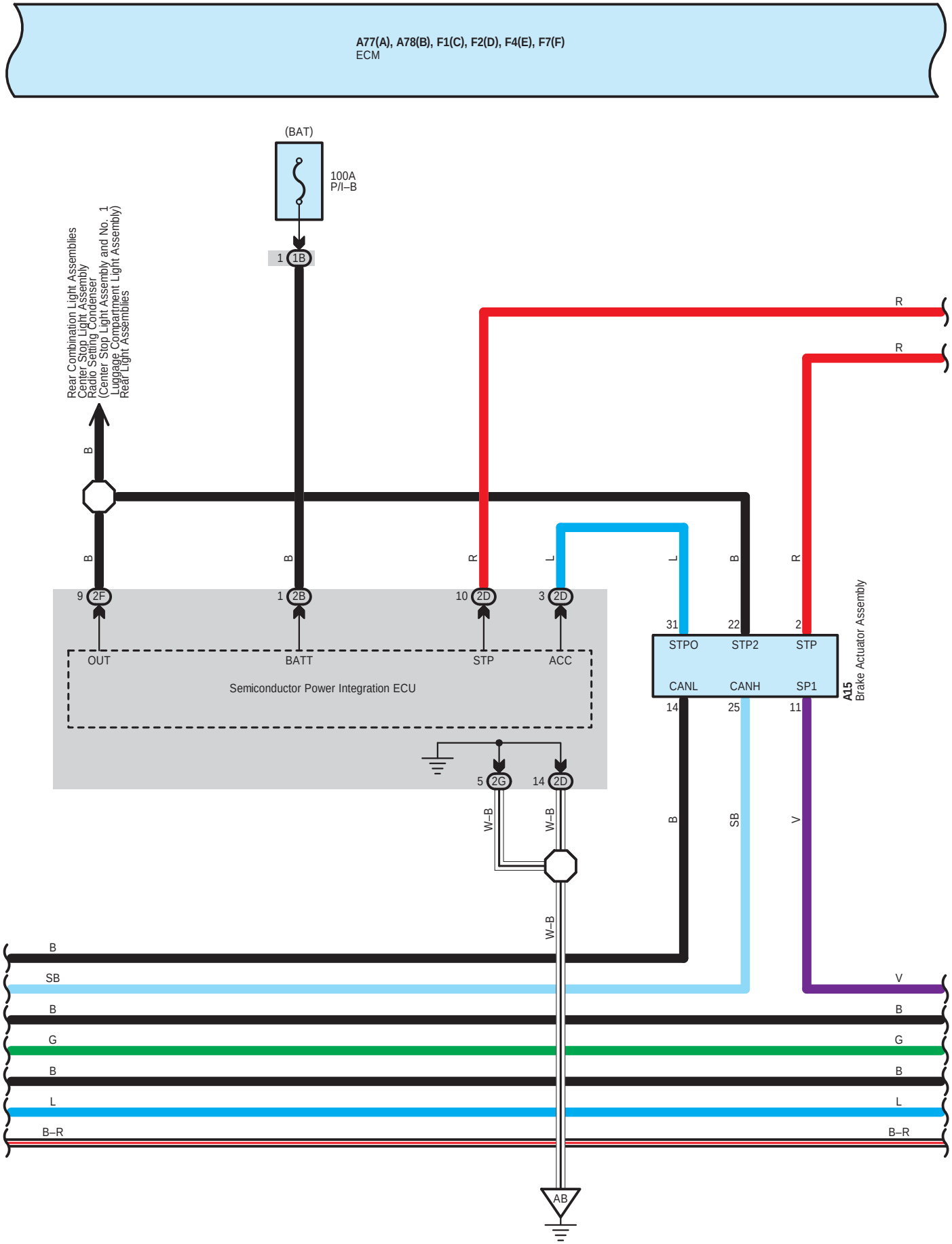
A77(A), A78(B), F1(C), F2(D), F4(E), F7(F)
ECM
(BAT)
100A
P/I–B
1 1B
Rear Combination Light Assemblies
Center Stop Light Assembly
Radio Setting Condenser
(Center Stop Light Assembly and No. 1
Luggage Compartment Light Assembly)
Rear Light Assemblies
B
B
B
R
L
L
B
R
R
R
9 2F
1 2B
10 2D
3 2D
OUT
BATT
STP
ACC
Semiconductor Power Integration ECU
31
22
2
STPO
STP2
STP
CANL
CANH
SP1
14
25
11
A15
Brake Actuator Assembly
5 2G
14 2D
W–B
W–B
W–B
B
SB
V
B
SB
B
G
B
L
B–R
V
B
G
B
L
B–R
AB

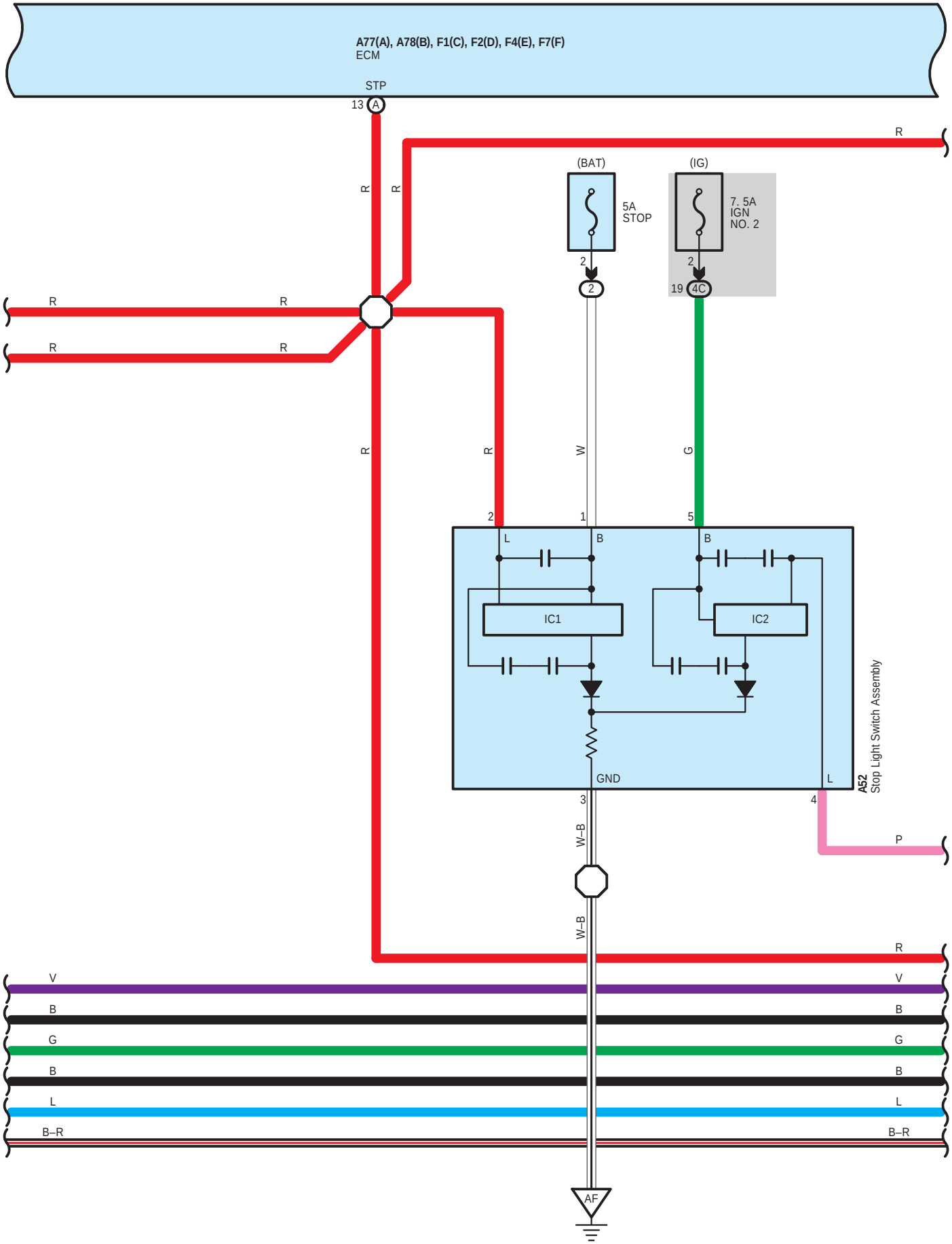
A77(A), A78(B), F1(C), F2(D), F4(E), F7(F)
ECM
STP
13 A
R
R
R
(BAT)
5A
STOP
(IG)
7. 5A
IGN
NO. 2
2
2
19 4C
R
R
R
R
R
R
W
G
2
1
5
L
B
B
IC1
IC2
GND
L
3
4
A52
Stop Light Switch Assembly
W–B
P
W–B
R
V
V
B
B
G
G
B
B
L
L
B–R
B–R
AF

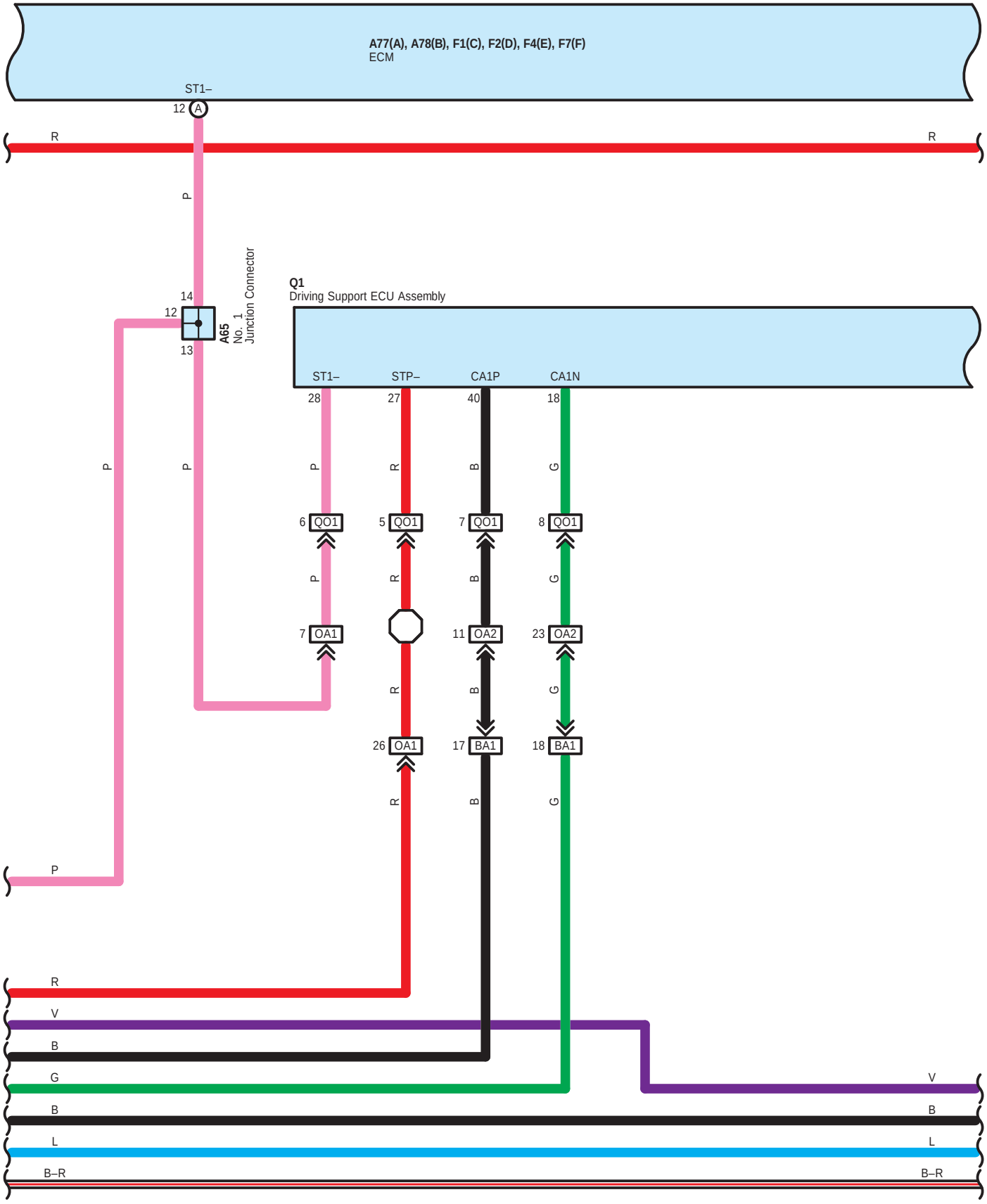
A77(A), A78(B), F1(C), F2(D), F4(E), F7(F)
ECM
ST1–
12
A
R
R
P
14
12
13
A65
No. 1
Junction Connector
Q1
Driving Support ECU Assembly
ST1–
STP–
CA1P
CA1N
28
27
40
18
P
R
B
G
6 QO1
5 QO1
7 QO1
8 QO1
P
R
B
G
7 OA1
11 OA2
23 OA2
R
B
G
26 OA1
17 BA1
18 BA1
R
B
G
P
P
P
R
V
B
G
V
B
B
L
L
B–R
B–R

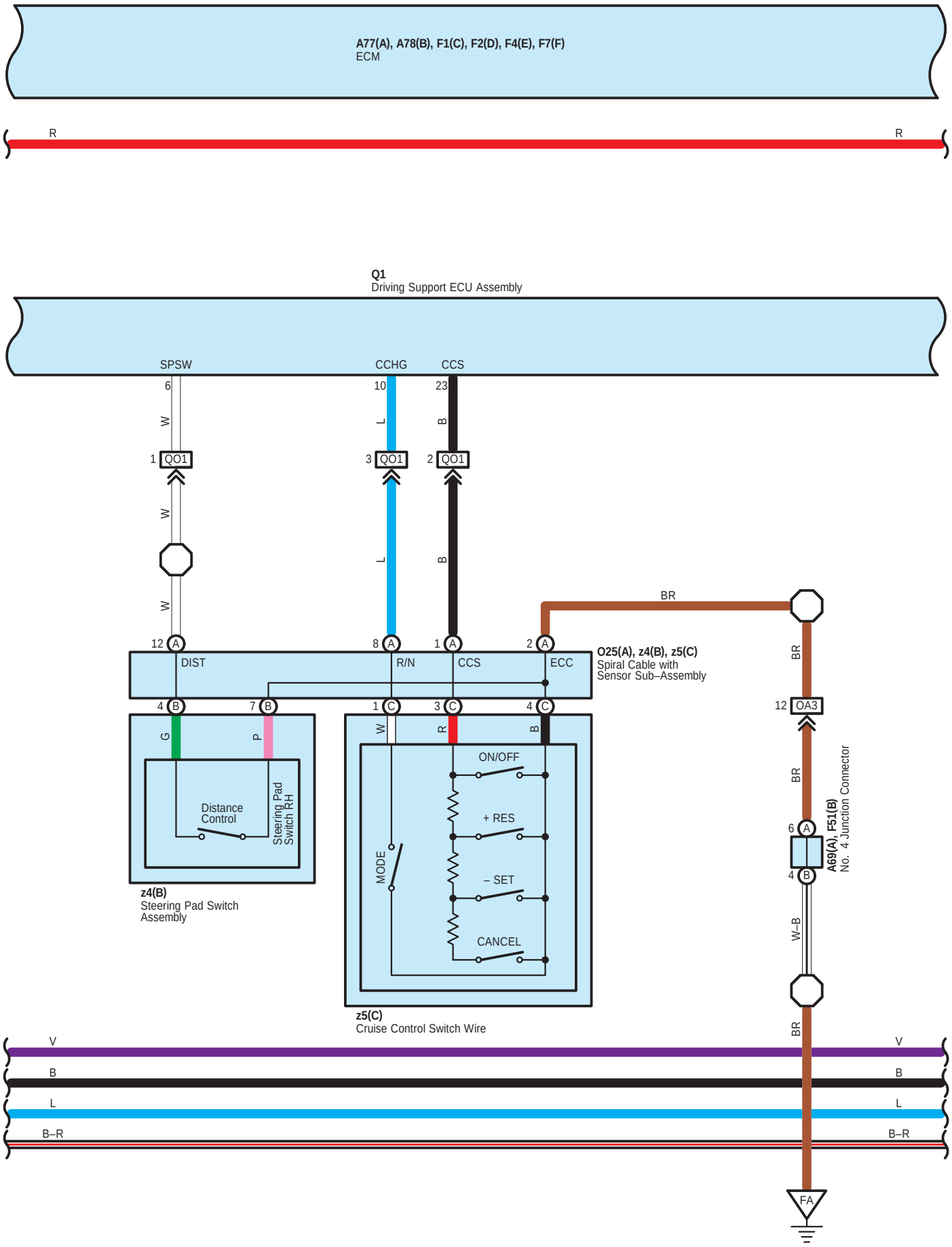
A77(A), A78(B), F1(C), F2(D), F4(E), F7(F)
ECM
R
R
Q1
Driving Support ECU Assembly
SPSW
CCHG
CCS
6
10
23
W
L
B
1 QO1
3 QO1
2 QO1
W
L
B
W
BR
12 A
8 A
1 A
2 A
DIST
R/N
CCS
ECC
O25(A), z4(B), z5(C)
Spiral Cable with
Sensor Sub–Assembly
4 B
7 B
1 C
3 C
4 C
G
P
W
R
B
Distance
Control
Steering Pad
Switch RH
ON/OFF
+ RES
– SET
CANCEL
MODE
z4(B)
Steering Pad Switch
Assembly
z5(C)
Cruise Control Switch Wire
BR
BR
12 OA3
BR
6 A
4 B
A69(A), F51(B)
No. 4 Junction Connector
W–B
BR
V
B
L
B–R
V
B
L
B–R
FA

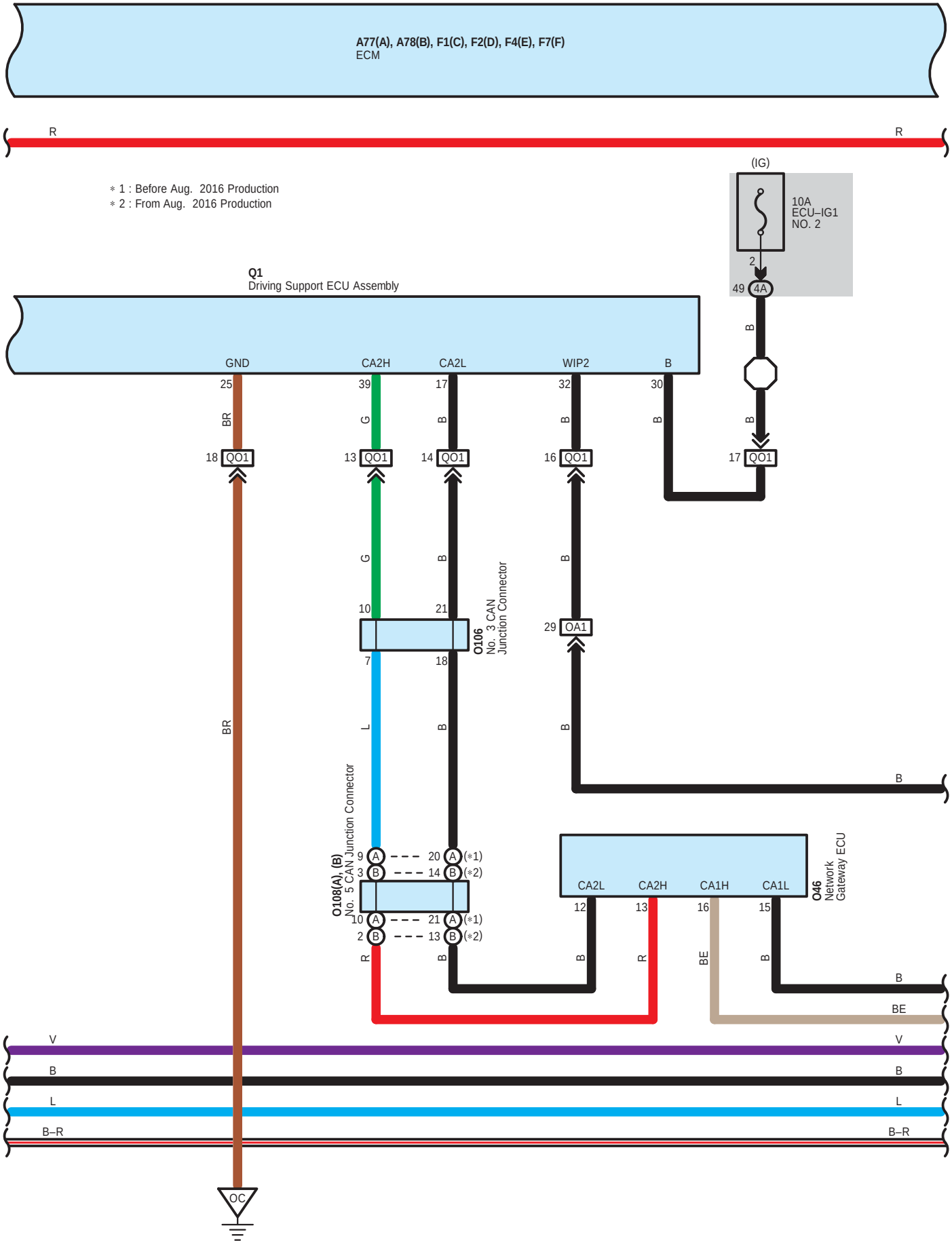
A77(A), A78(B), F1(C), F2(D), F4(E), F7(F)
ECM
R
R
(IG)
10A
ECU–IG1
NO. 2
2
49 4A
∗ 1 : Before Aug. 2016 Production
∗ 2 : From Aug. 2016 Production
Q1
Driving Support ECU Assembly
GND
CA2H
CA2L
WIP2
B
25
39
17
32
30
BR
G
B
B
B
B
18 QO1
13 QO1
14 QO1
16 QO1
17 QO1
G
B
B
10
21
O106
No. 3 CAN
Junction Connector
29 OA1
7
18
BR
L
B
B
B
O108(A), (B)
No. 5 CAN Junction Connector
9 A
3 B
20 A (∗1)
14 B (∗2)
10 A
2 B
21 A (∗1)
13 B (∗2)
CA2L
CA2H
CA1H
CA1L
12
13
16
15
O46
Network
Gateway ECU
R
B
B
R
BE
B
B
BE
V
V
B
B
L
L
B–R
B–R
OC

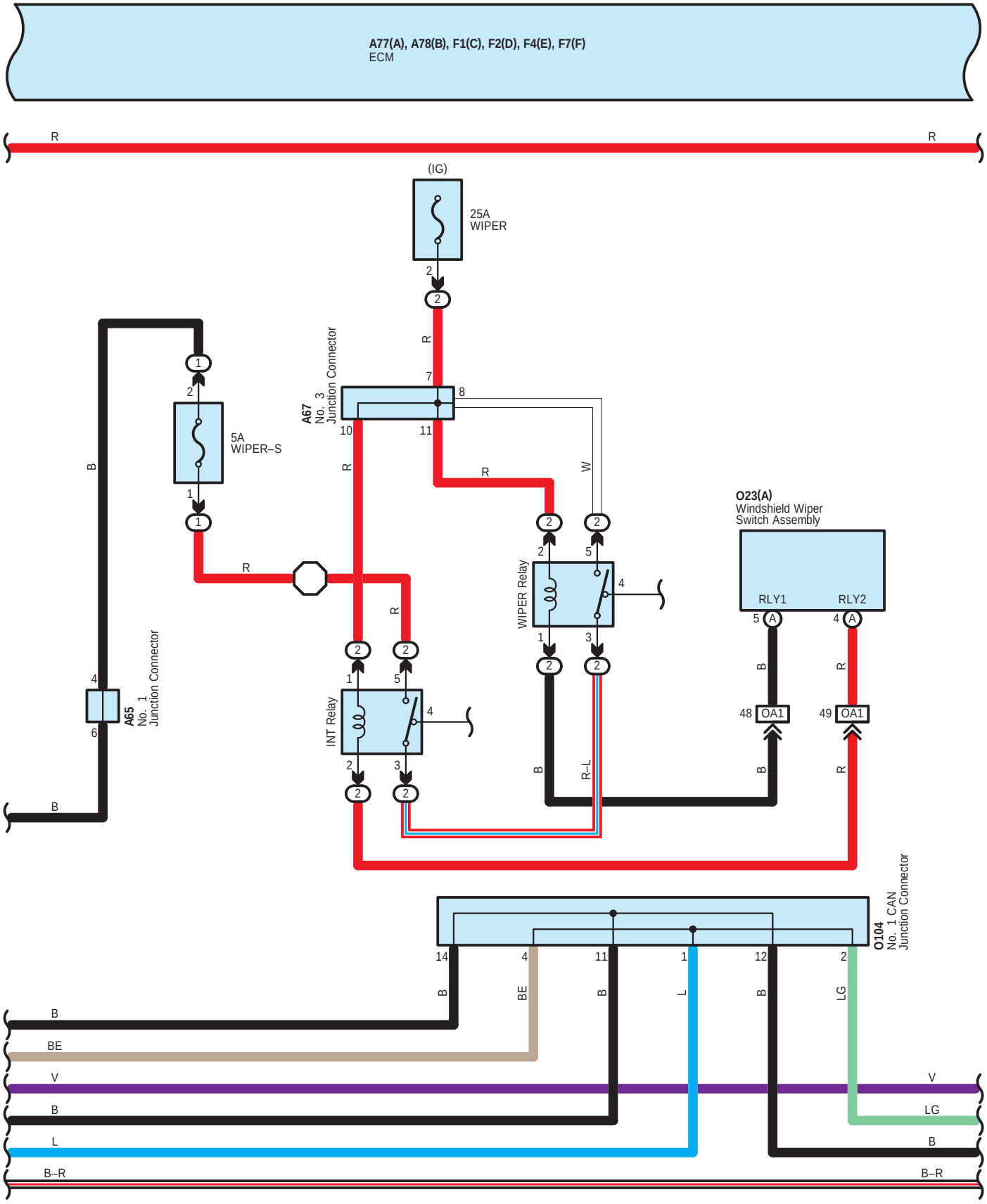
A77(A), A78(B), F1(C), F2(D), F4(E), F7(F)
ECM
R
R
(IG)
25A
WIPER
5A
WIPER–S
A67
No. 3
Junction Connector
A65
No. 1
Junction Connector
WIPER Relay
INT Relay
O23(A)
Windshield Wiper
Switch Assembly
RLY1
RLY2
OA1
OA1
O104
No. 1 CAN
Junction Connector
B
BE
V
B
L
B–R
V
LG
B
B–R

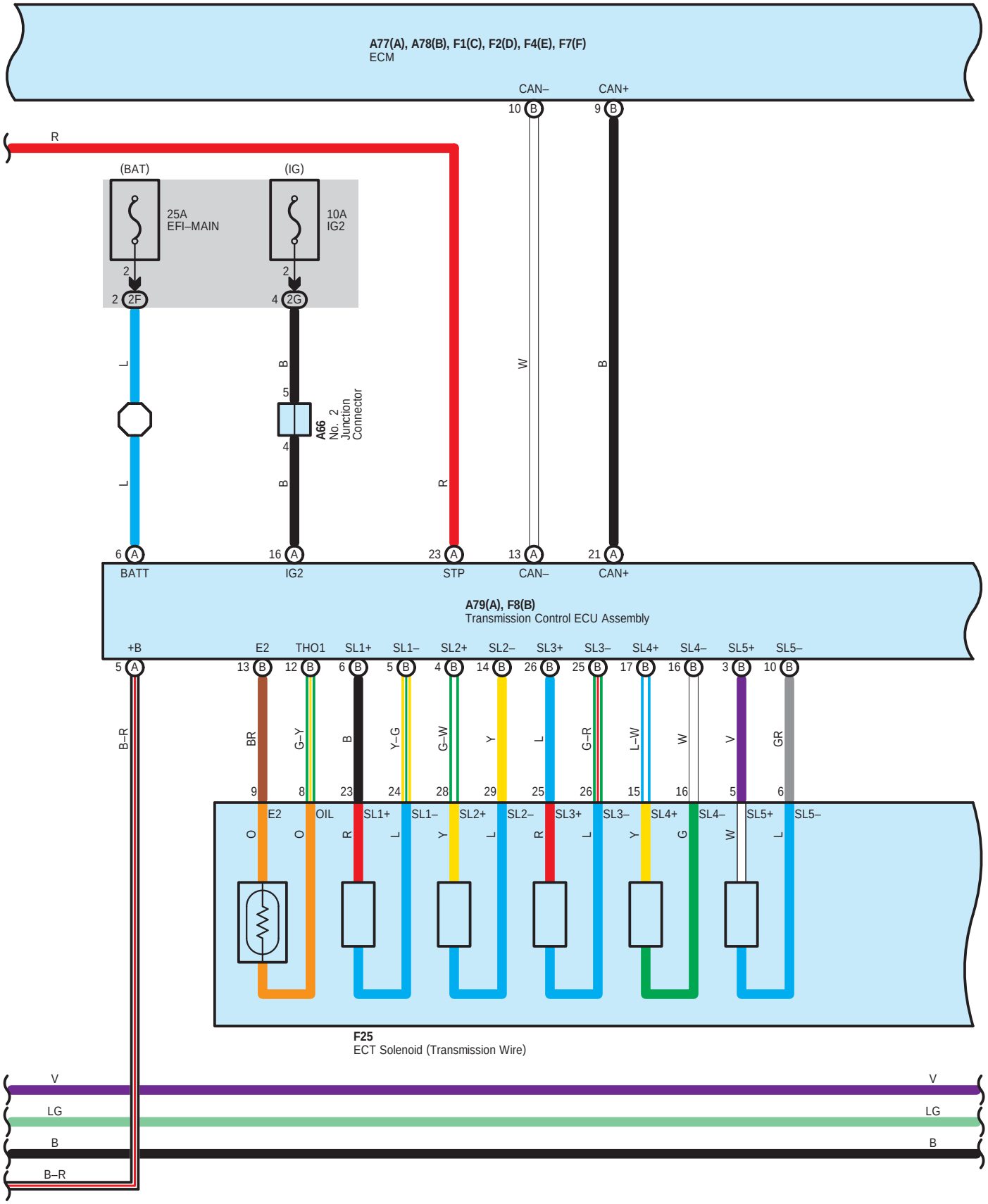
A77(A), A78(B), F1(C), F2(D), F4(E), F7(F)
ECM
CAN–
CAN+
10 B
9 B
R
(BAT)
(IG)
25A
EFI–MAIN
10A
IG2
2
2 2F
4 2G
L
B
5
A66
No. 2
Junction
Connector
4
W
6 A
16 A
23 A
13 A
21 A
BATT
IG2
STP
CAN–
CAN+
A79(A), F8(B)
Transmission Control ECU Assembly
+B
E2
THO1
SL1+
SL1–
SL2+
SL2–
SL3+
SL3–
SL4+
SL4–
SL5+
SL5–
5 A
13 B
12 B
6 B
5 B
4 B
14 B
26 B
25 B
17 B
16 B
3 B
10 B
B–R
BR
G–Y
Y–G
G–W
Y
G–R
L–W
V
GR
9
8
23
24
28
29
25
26
15
16
5
6
OIL
O
R
Y
G
W
F25
ECT Solenoid (Transmission Wire)
V
LG
B
B–R

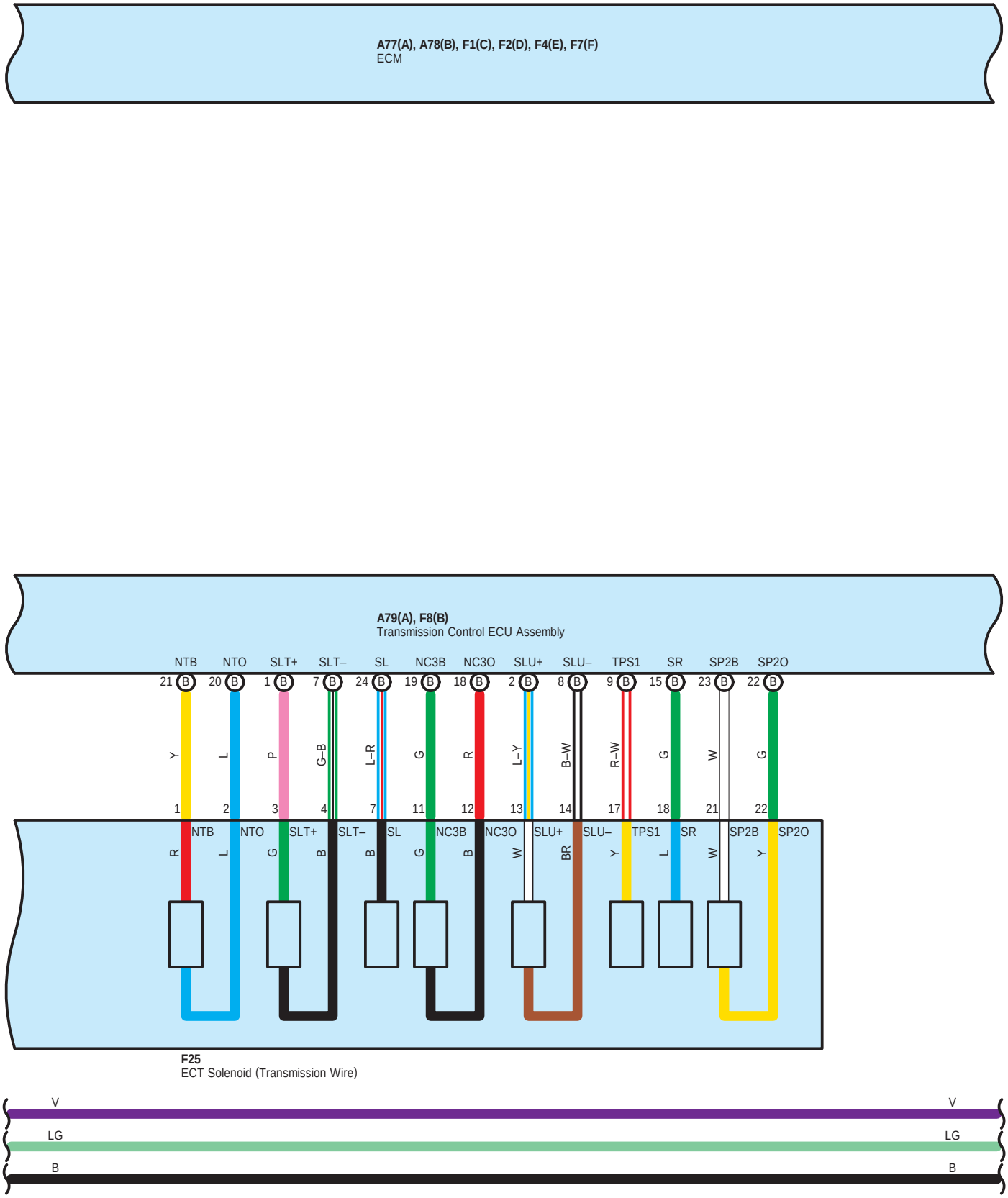
A77(A), A78(B), F1(C), F2(D), F4(E), F7(F)
ECM
A79(A), F8(B)
Transmission Control ECU Assembly
NTB NTO SLT+ SLT– SL NC3B NC3O SLU+ SLU– TPS1 SR SP2B SP2O
21 20 1 7 24 19 18 2 8 9 15 23 22
Y L P G–B L–R G R L–Y B–W R–W G W G
1 2 3 4 7 11 12 13 14 17 18 21 22
NTB NTO SLT+ SLT– SL NC3B NC3O SLU+ SLU– TPS1 SR SP2B SP2O
R L G B B G B W BR Y L W Y
F25
ECT Solenoid (Transmission Wire)
V
LG
B

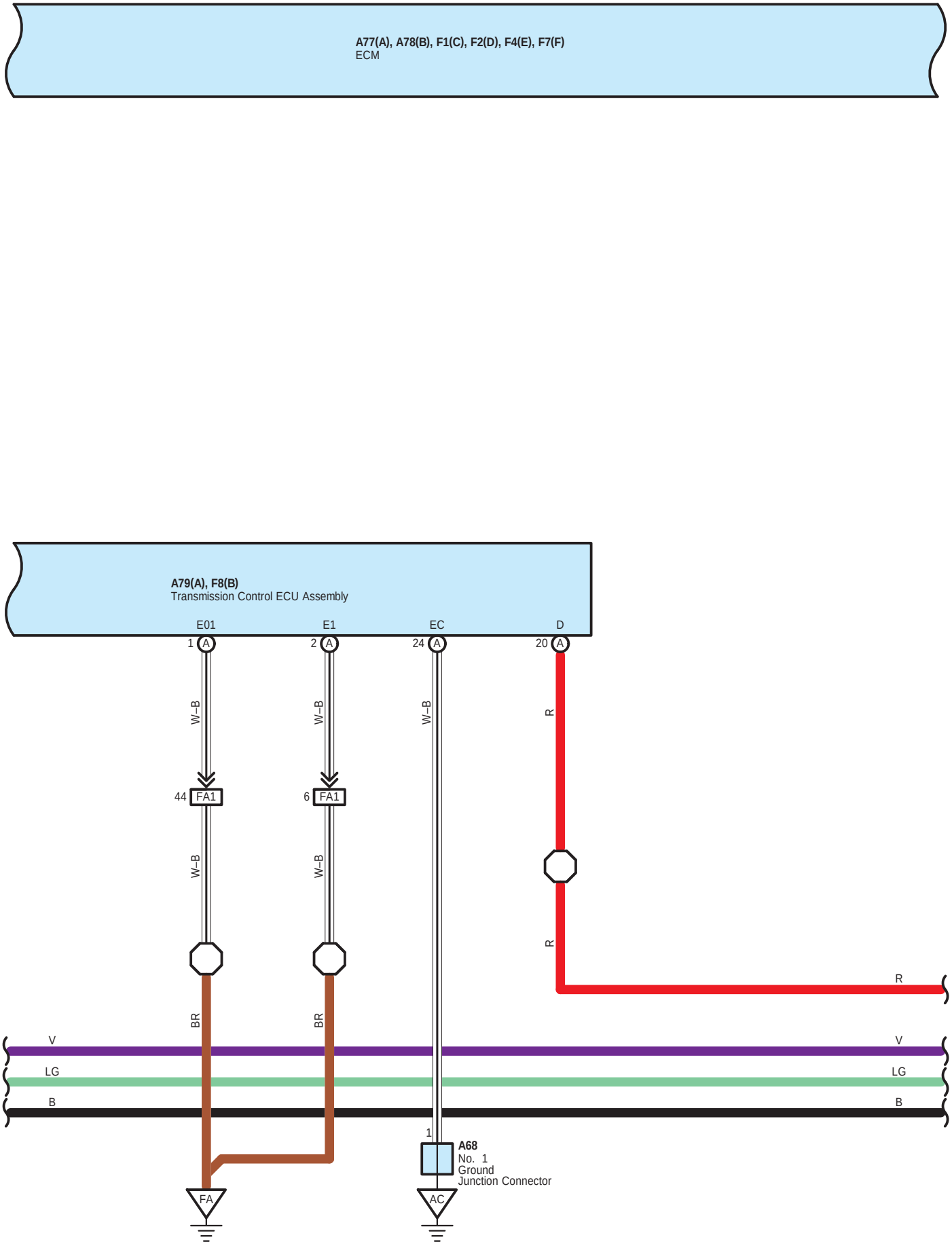
A77(A), A78(B), F1(C), F2(D), F4(E), F7(F)
ECM
A79(A), F8(B)
Transmission Control ECU Assembly
E01
E1
EC
D
1 A
2 A
24 A
20 A
W–B
W–B
W–B
R
44 FA1
6 FA1
W–B
W–B
R
R
BR
BR
V
V
LG
LG
B
B
1
A68
No. 1
Ground
Junction Connector
FA
AC

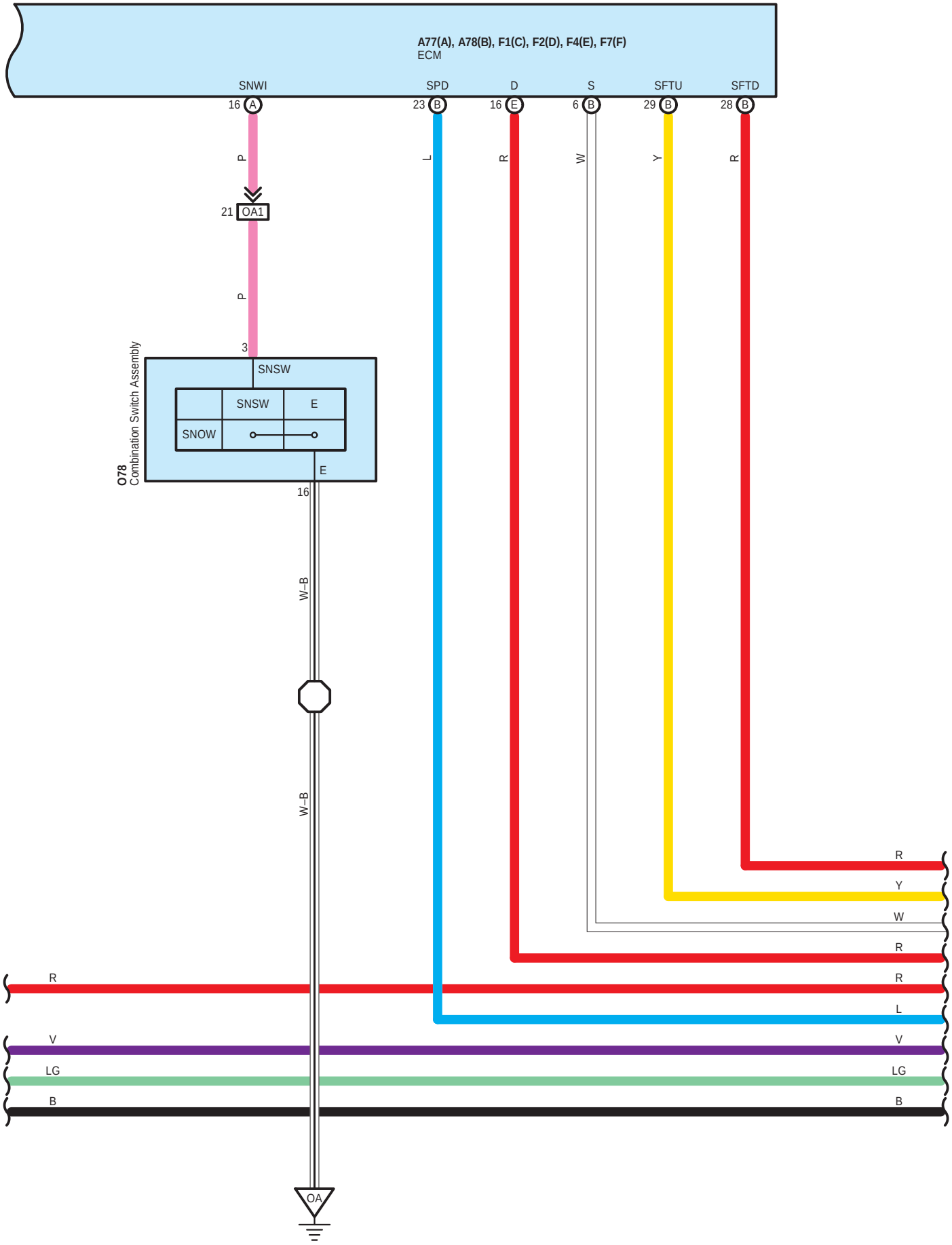
A77(A), A78(B), F1(C), F2(D), F4(E), F7(F)
ECM
SNWI
SPD
D
S
SFTU
SFTD
16 A
23 B
16 E
6 B
29 B
28 B
P
L
R
W
Y
R
21 OA1
P
3
SNSW
SNSW
E
SNOW
E
O78
Combination Switch Assembly
16
W–B
W–B
R
Y
W
R
R
R
L
V
V
LG
LG
B
B
OA

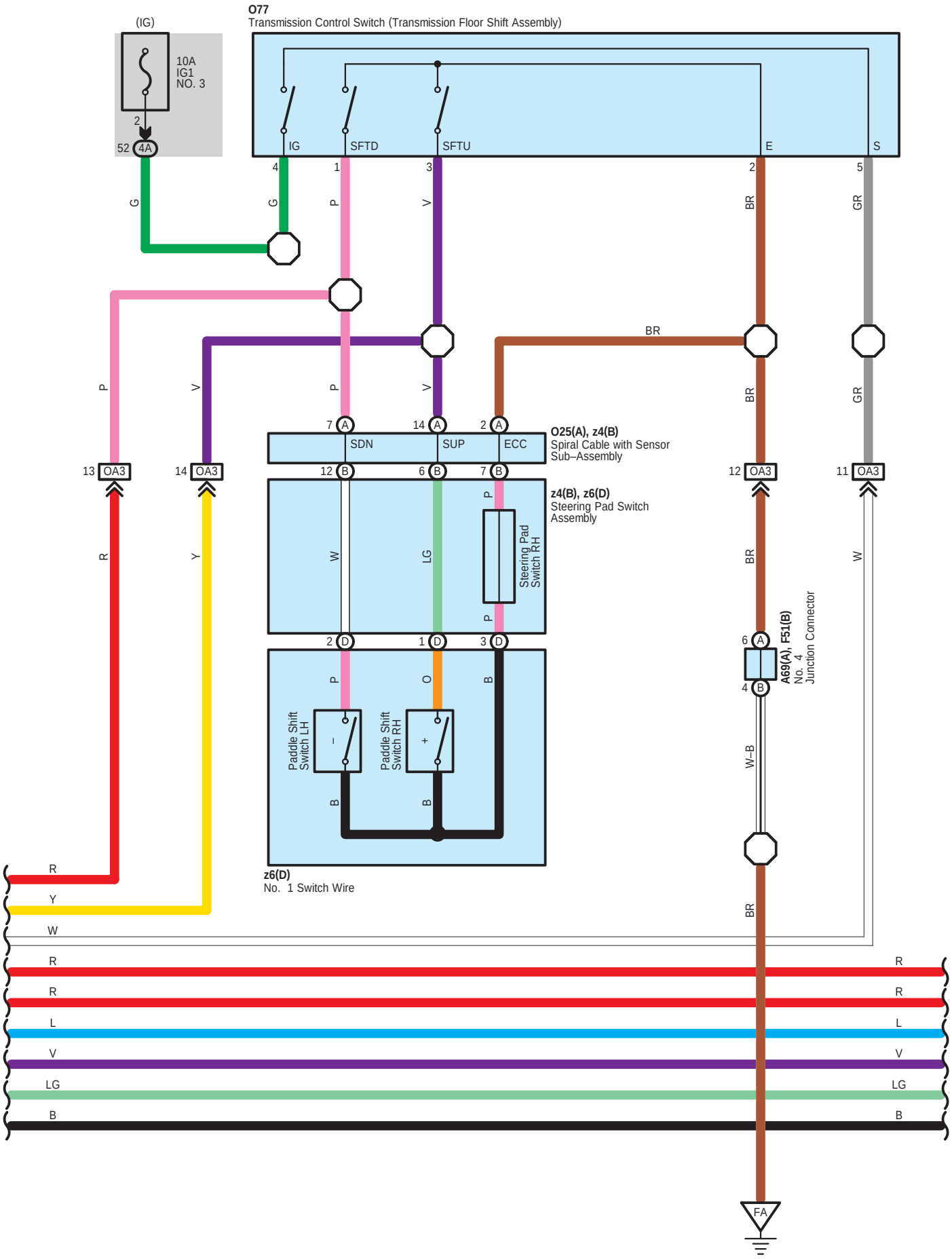
(IG)
10A
IG1
NO. 3
2
52
4A
O77
Transmission Control Switch (Transmission Floor Shift Assembly)
IG
SFTD
SFTU
E
S
4
1
3
2
5
G
G
P
V
BR
GR
BR
P
V
P
V
BR
GR
7
A
14
A
2
A
SDN
SUP
ECC
O25(A), z4(B)
Spiral Cable with Sensor
Sub–Assembly
13
OA3
14
OA3
12
B
6
B
7
B
12
OA3
11
OA3
z4(B), z6(D)
Steering Pad Switch
Assembly
R
Y
W
LG
P
Steering Pad
Switch RH
P
BR
W
2
D
1
D
3
D
6
A
4
B
A69(A), F51(B)
No. 4
Junction Connector
P
O
B
Paddle Shift
Switch LH
Paddle Shift
Switch RH
B
B
W–B
z6(D)
No. 1 Switch Wire
BR
R
Y
W
R
R
L
V
LG
B
R
R
L
V
LG
B
FA

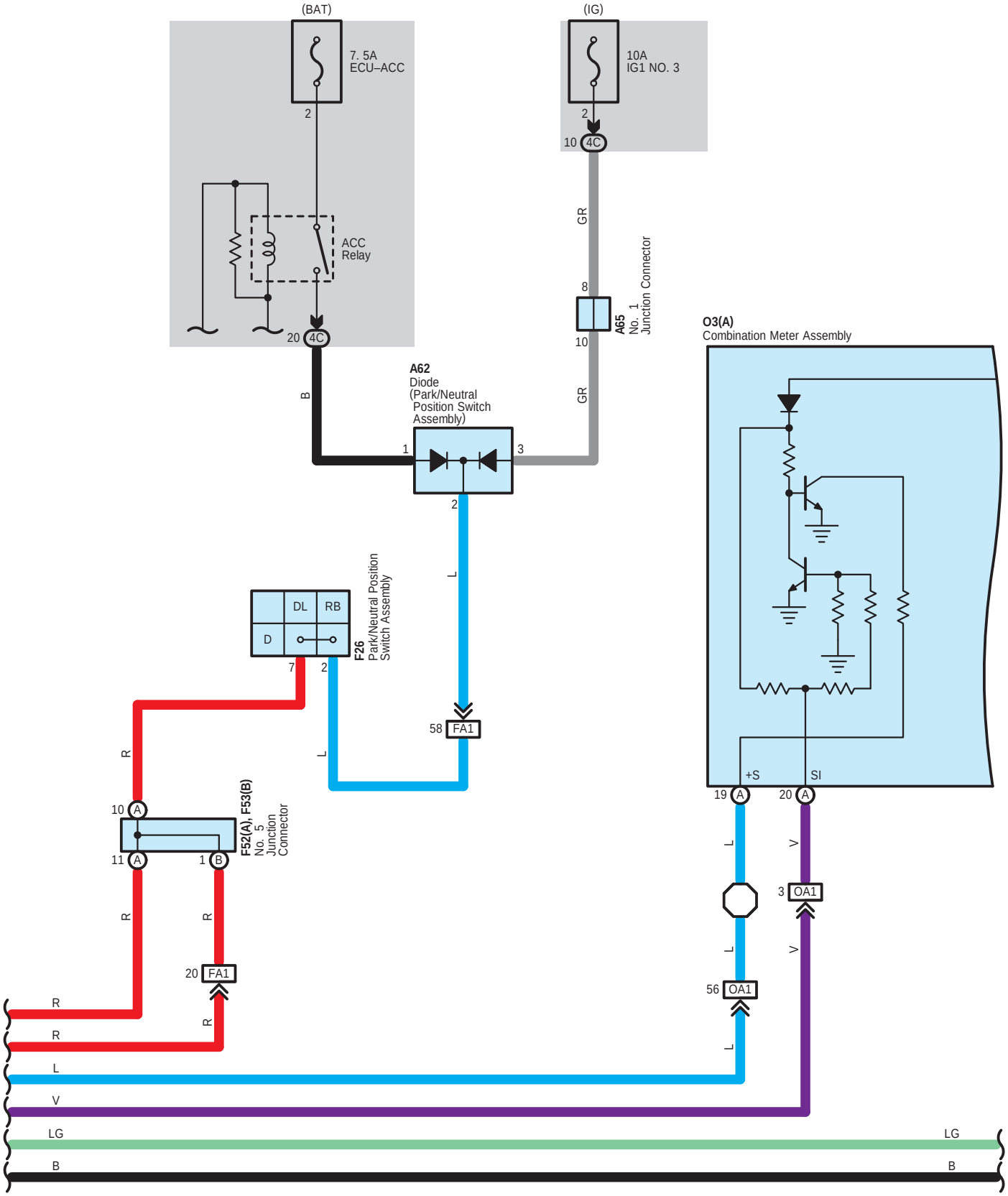
(BAT)
7. 5A
ECU–ACC
2
ACC
Relay
20
4C
(IG)
10A
IG1 NO. 3
2
10
4C
GR
8
A65
No. 1
Junction Connector
10
GR
B
A62
Diode
(Park/Neutral
Position Switch
Assembly)
1
3
2
L
O3(A)
Combination Meter Assembly
DL
RB
D
F26
Park/Neutral Position
Switch Assembly
7
2
58
FA1
R
L
+S
SI
19
A
20
A
10
A
F52(A), F53(B)
No. 5
Junction
Connector
11
A
1
B
L
V
3
OA1
R
R
20
FA1
56
OA1
R
R
L
V
LG
LG
B
B

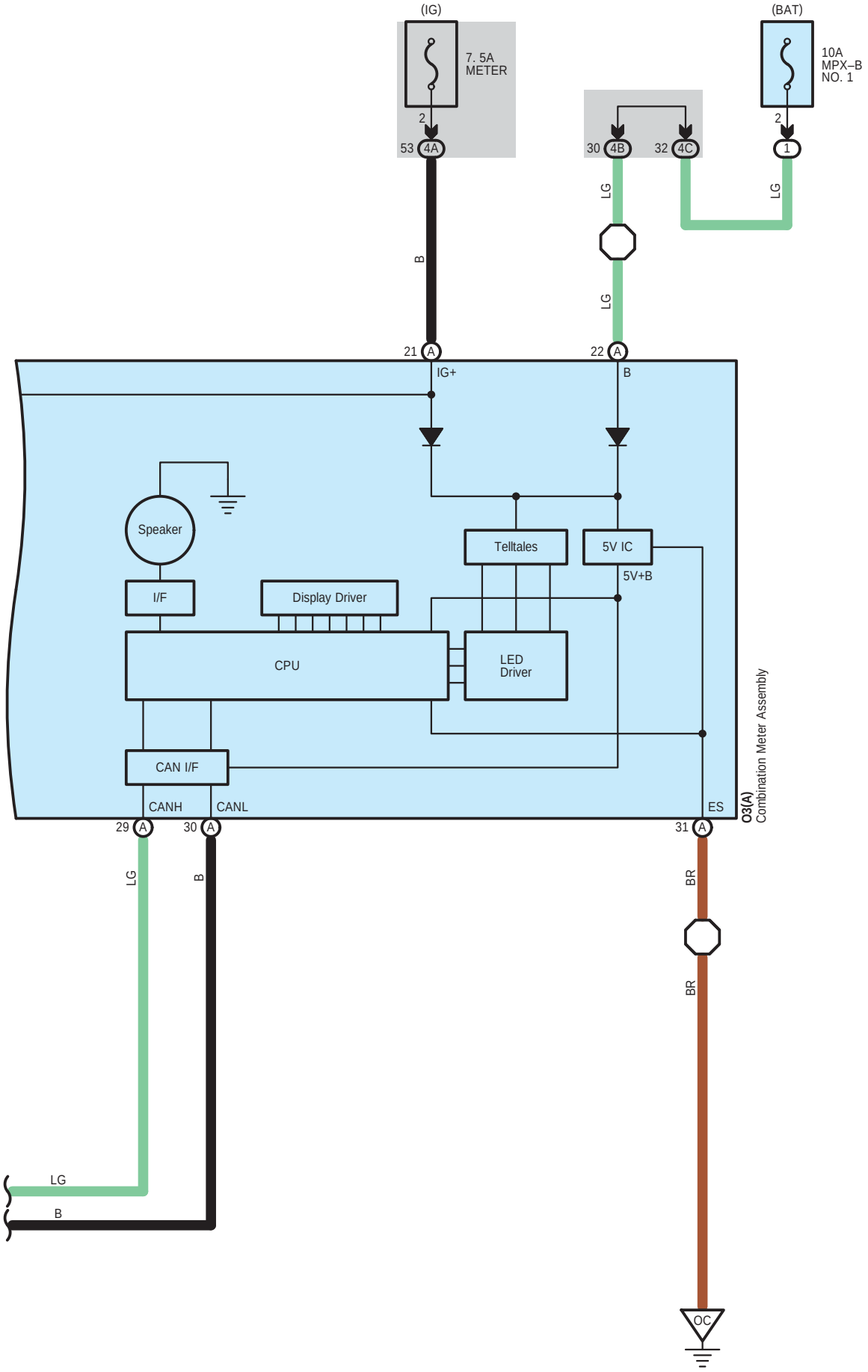
(IG)
7. 5A
METER
2
53 4A
(BAT)
10A
MPX–B
NO. 1
2
1
30 4B
32 4C
LG
LG
LG
B
21 A
22 A
IG+
B
Speaker
Telltales
5V IC
5V+B
I/F
Display Driver
CPU
LED
Driver
CAN I/F
CANH
CANL
ES
29 A
30 A
31 A
O3(A)
Combination Meter Assembly
LG
B
BR
BR
LG
B
OC

A15
Black

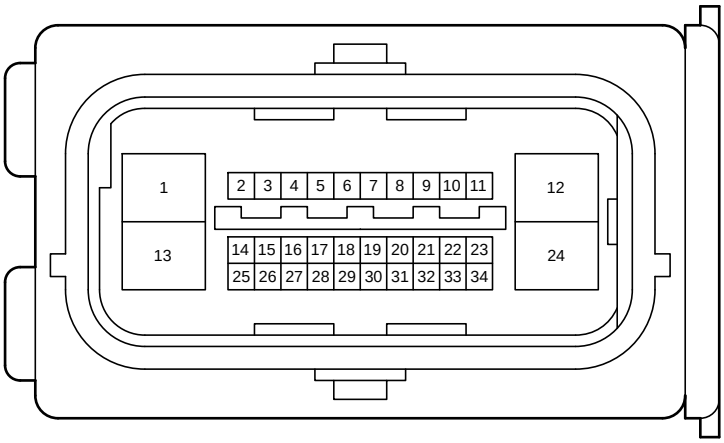

90980-12686

A48
Black



90980-12831

A52
White

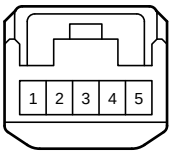

90980-12366

A62
Gray

90980-11071

A65
White

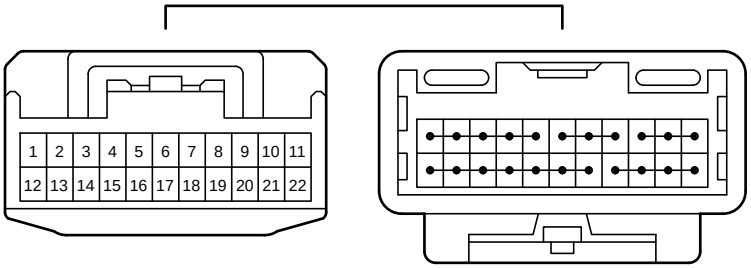

90980-12372

A66
White

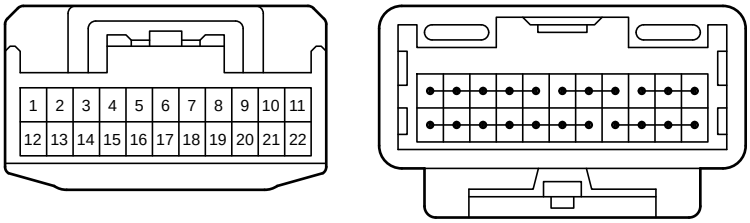

90980-12372

A67
White

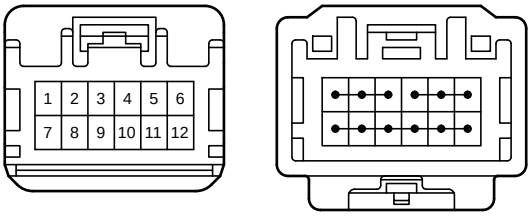

90980-12737

A68
White

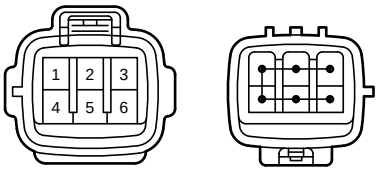

90980-11194

A69
Blue

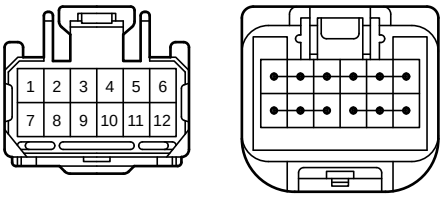

90980-11661

A77
White

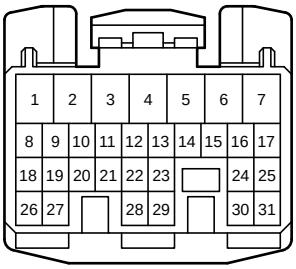

90980-12525

A78
White

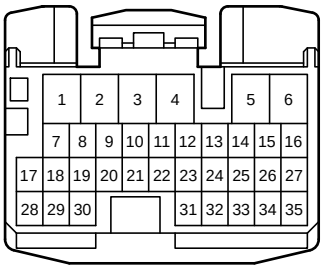

90980-12529

A79
Black

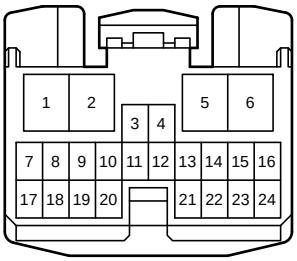

90980-12560

B7
Black

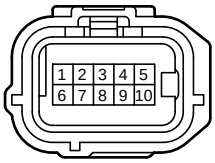

90980-12380

F1
White

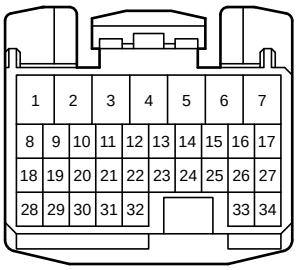

90980-12527

F2
White

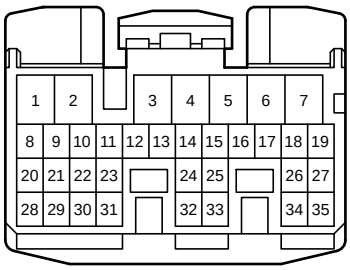

90980-12528

F4
White



90980-12700

F7
White

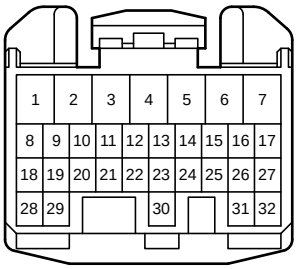

90980-12526

F8
Black

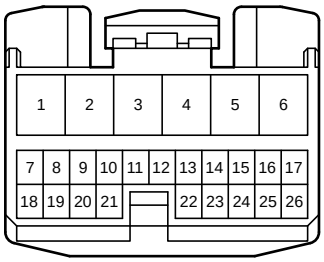

90980-12561

F25
Gray

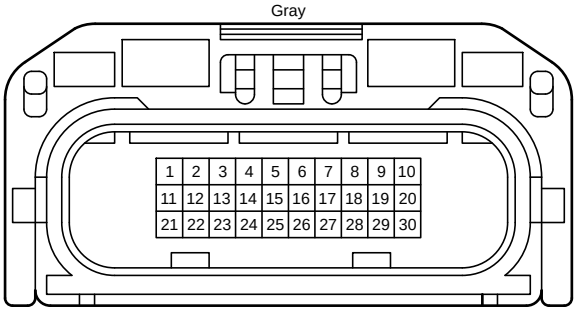

90980-12712

F26
Gray

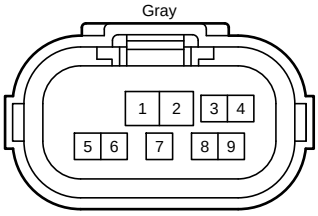

90980-12362

F37
Black

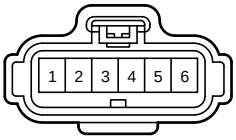

90980-11858

F51
Blue

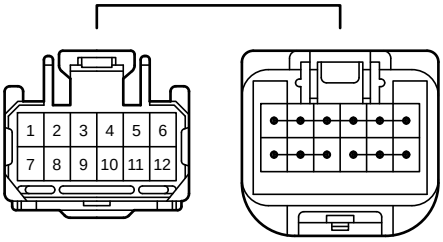

90980-11661

F52
White

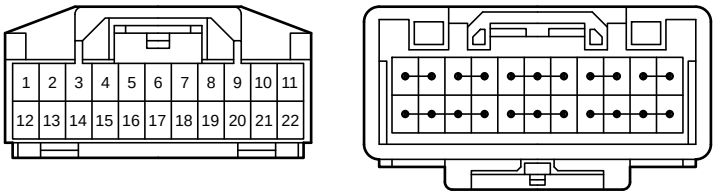

90980-11915

F53
White

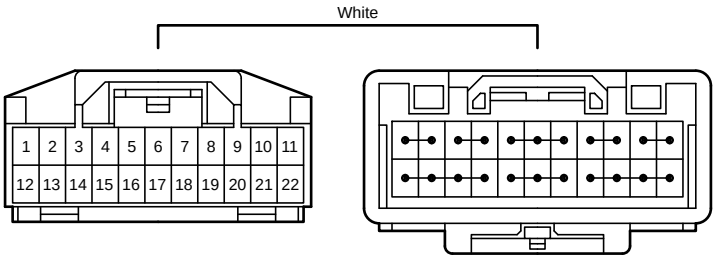

90980-11915

O3
Black

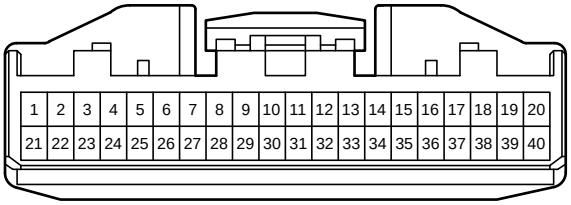

90980-12557

O8
White

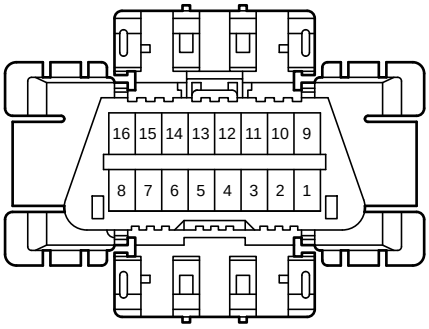

90980-11665

O23
White

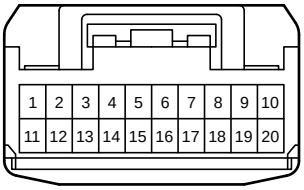

90980-12460

O25
Black

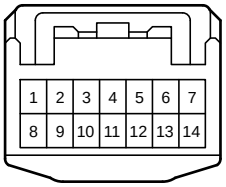

90980-12370

O28
Black



90980-12551

O40
Blue

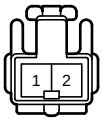

90980-10860

O46
White

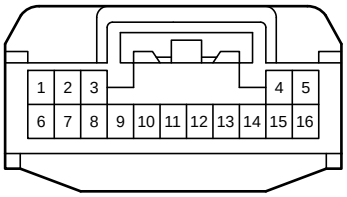

90980-12423

O77
White

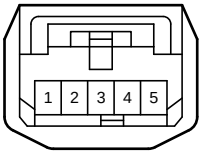

90980-12954

O78
Black



90980-12553

O81
Black



90980-12303

O104
White

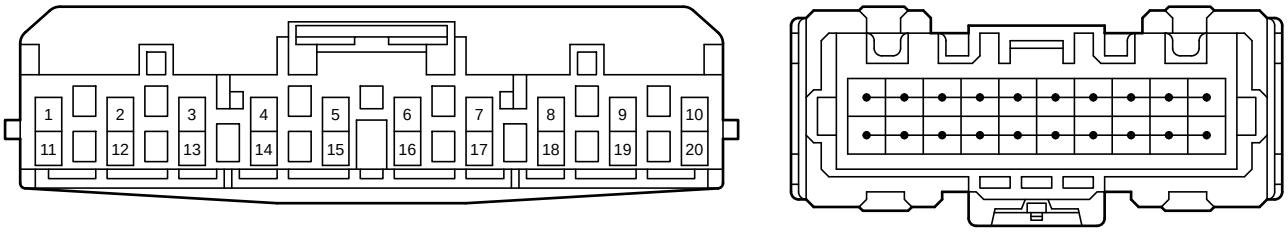

90980-12A58

O105
White

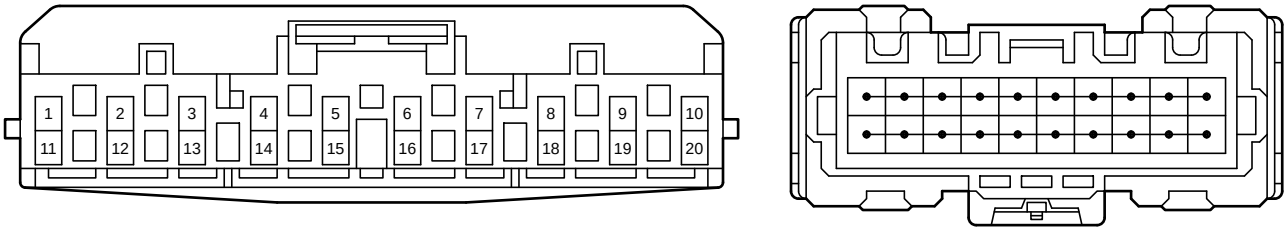

90980-12A58

O106
Black

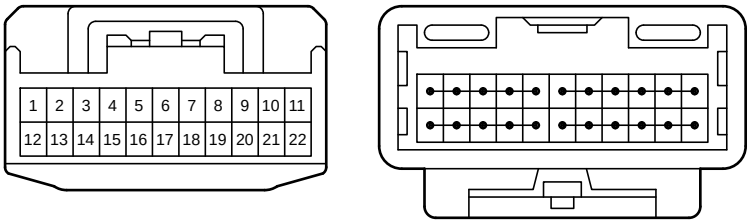

90980-12372

O108
Black

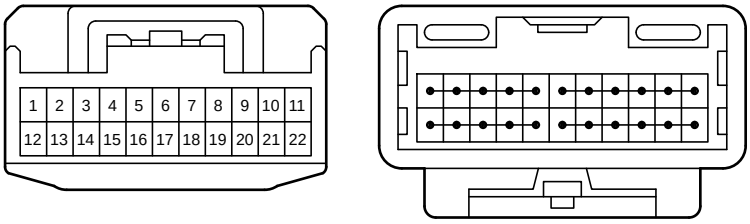

90980-12372

Q1
White

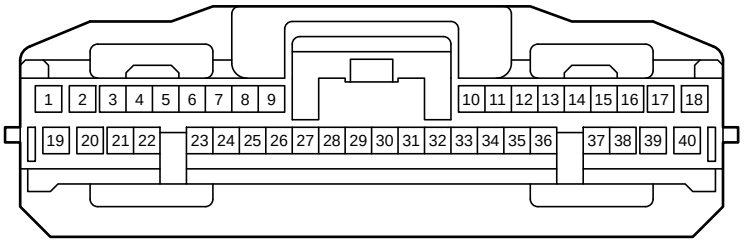

90980-12708

z4
Black

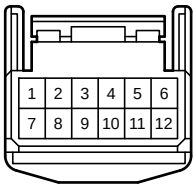

90980-12559

z5
Black

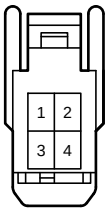

90980-12360

z6
White

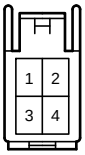

90980-12211

1B

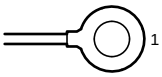

2B
Black

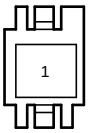

82660-30D50

2D
White

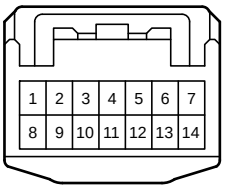

90980-12370

2F
White

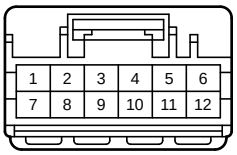

90980-12A56

2G
White

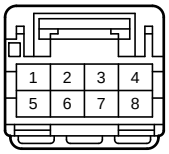

90980-12A54

4A
White

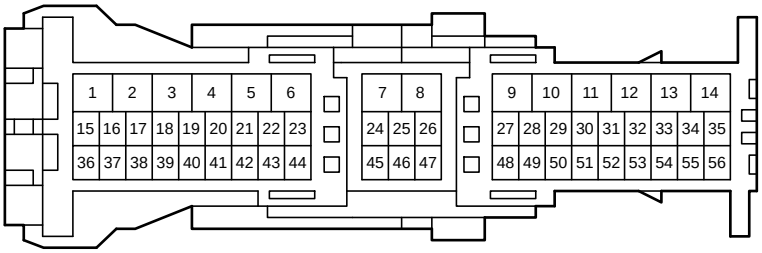

90980-12943

4B
White

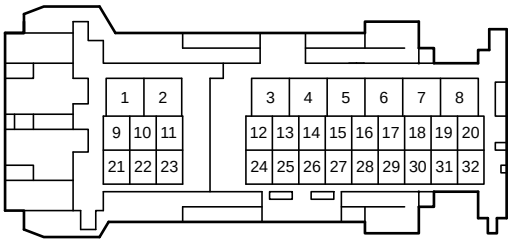

90980-12A48

4C
White

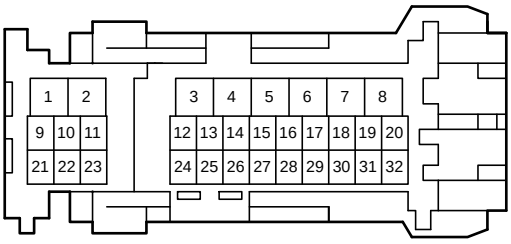

90980-12A47

BA1
White

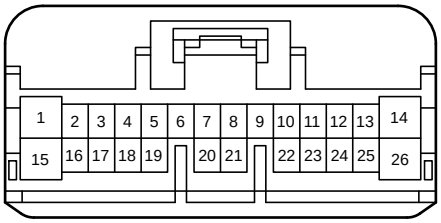

90980-12771

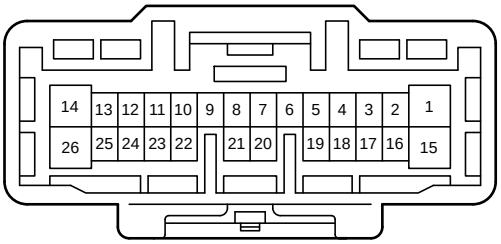

90980-12770

FA1
White

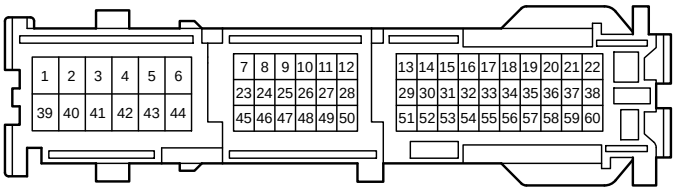

90980-12501

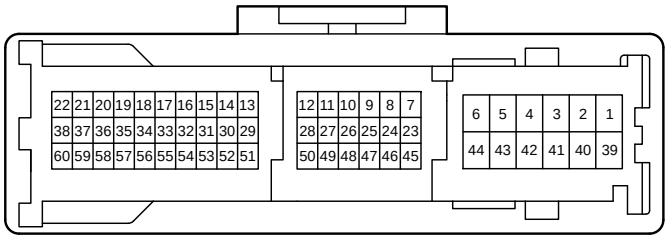

90980-12514

OA1
White

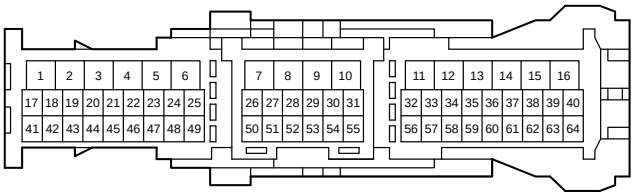

90980-12774

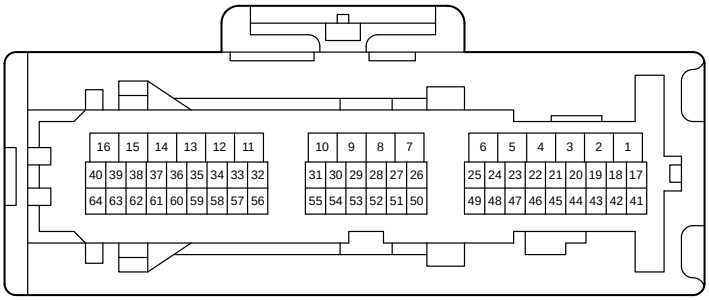

90980-12798

OA2
White

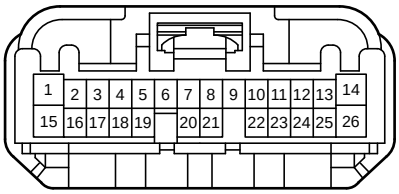

82824-24090

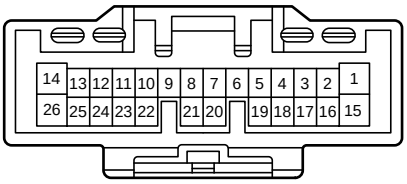

82824-24080

OA3
White

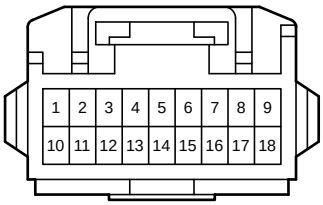

82824-53070

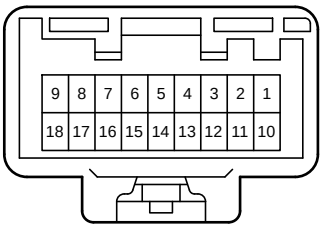

82824-53060

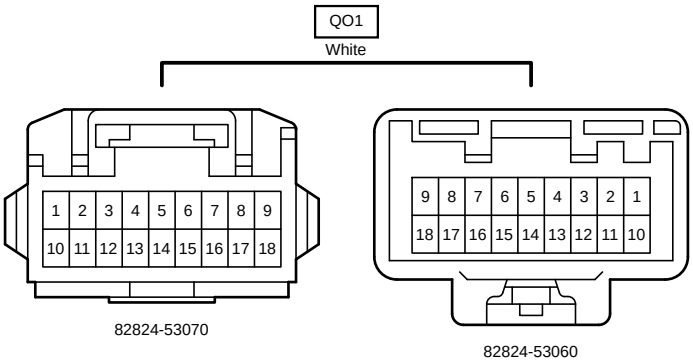
QO1
White
1 2 3 4 5 6 7 8 9
10 11 12 13 14 15 16 17 18
82824-53070
9 8 7 6 5 4 3 2 1
18 17 16 15 14 13 12 11 10
82824-53060