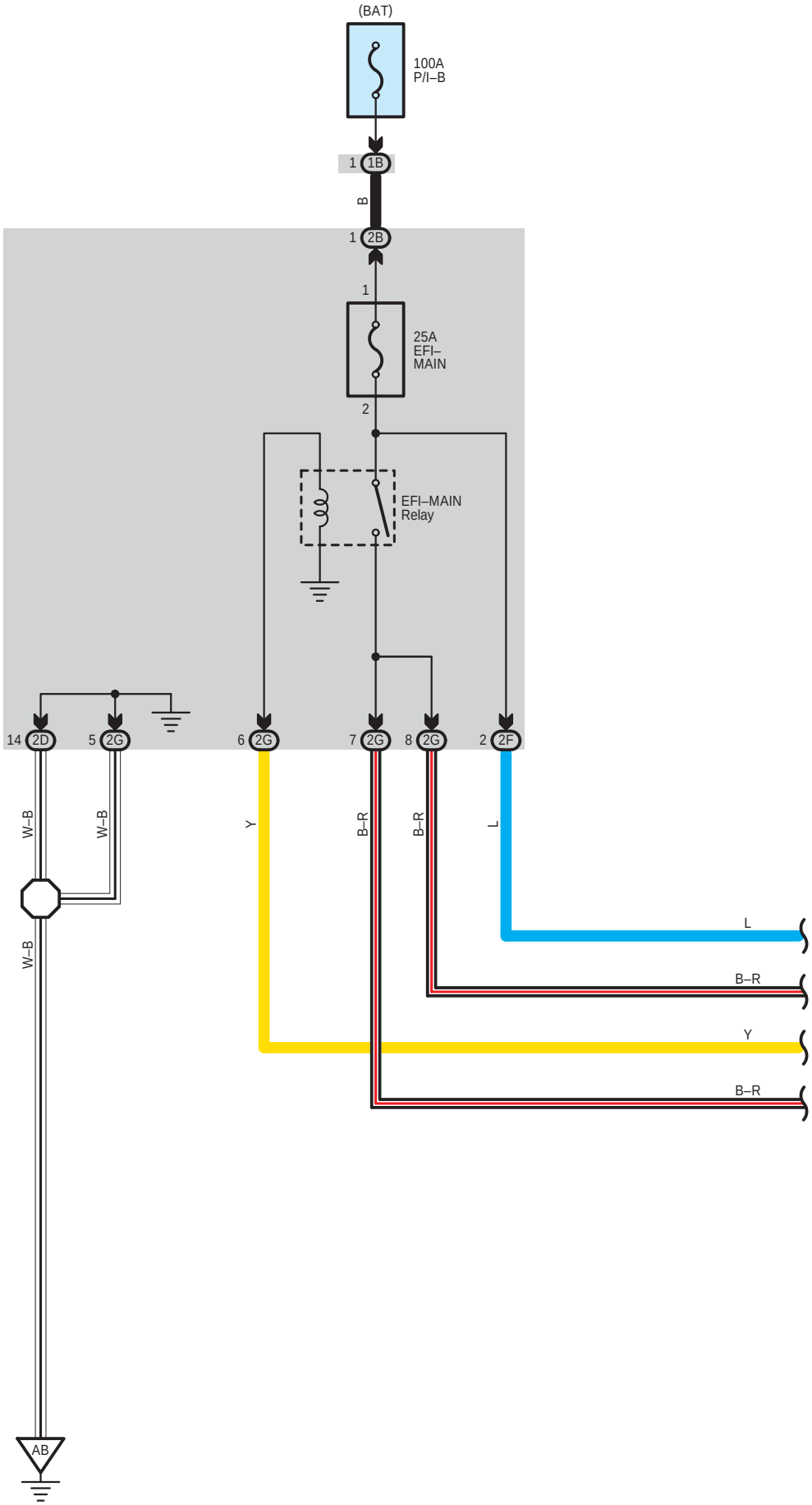
(BAT)
100A
P/I–B
1
1B
B
1
2B
1
25A
EFI–
MAIN
2
EFI–MAIN
Relay
14
2D
5
2G
6
2G
7
2G
8
2G
2
2F
W–B
W–B
Y
B–R
B–R
L
W–B
L
B–R
Y
B–R
AB

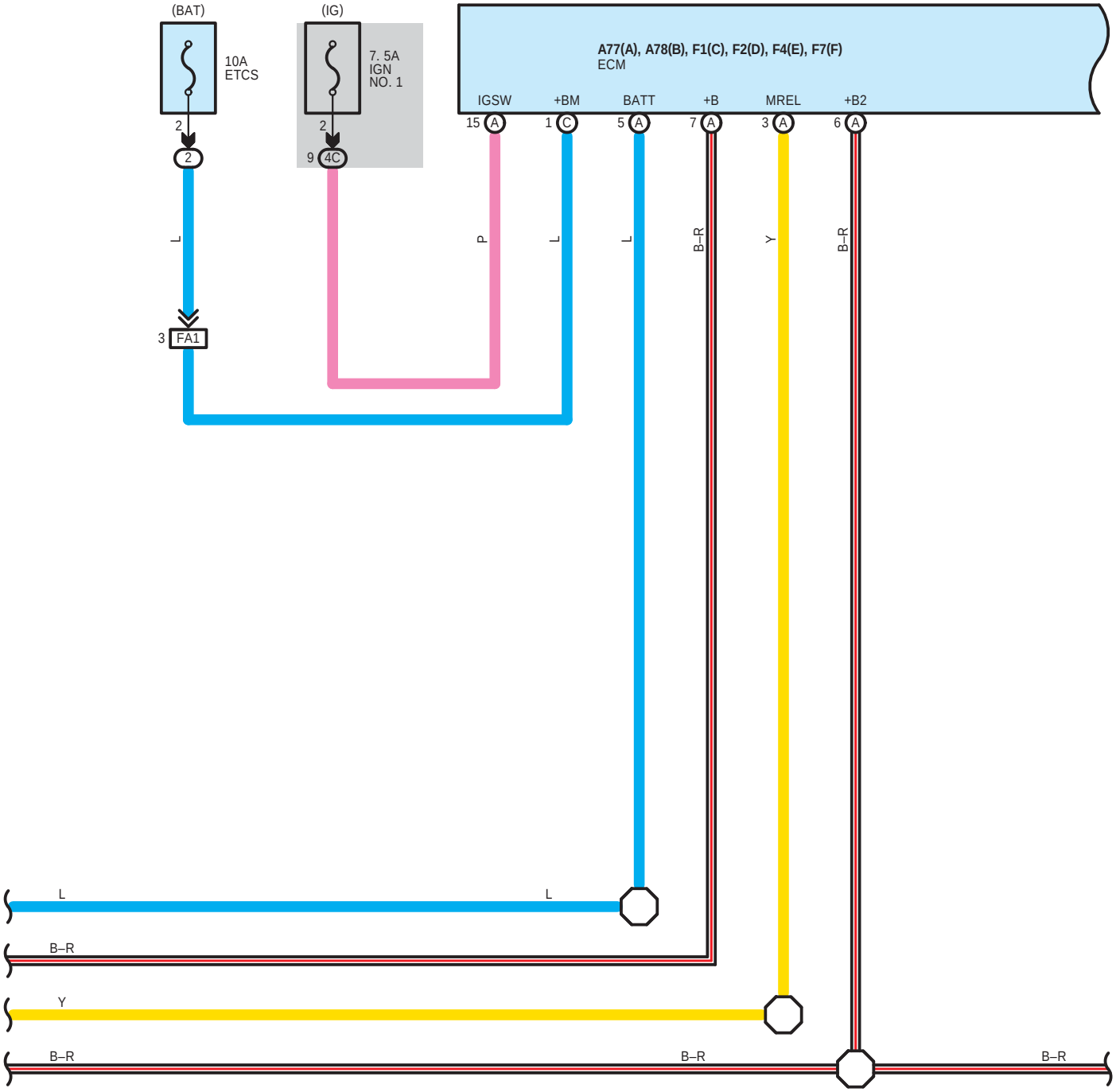
(BAT)
10A
ETCS
2
2
L
3
FA1
(IG)
7. 5A
IGN
NO. 1
2
9
4C
P
L
A77(A), A78(B), F1(C), F2(D), F4(E), F7(F)
ECM
IGSW
+BM
BATT
+B
MREL
+B2
15
A
1
C
5
A
7
A
3
A
6
A
L
B–R
Y
B–R
L
L
B–R
Y
B–R
B–R
B–R

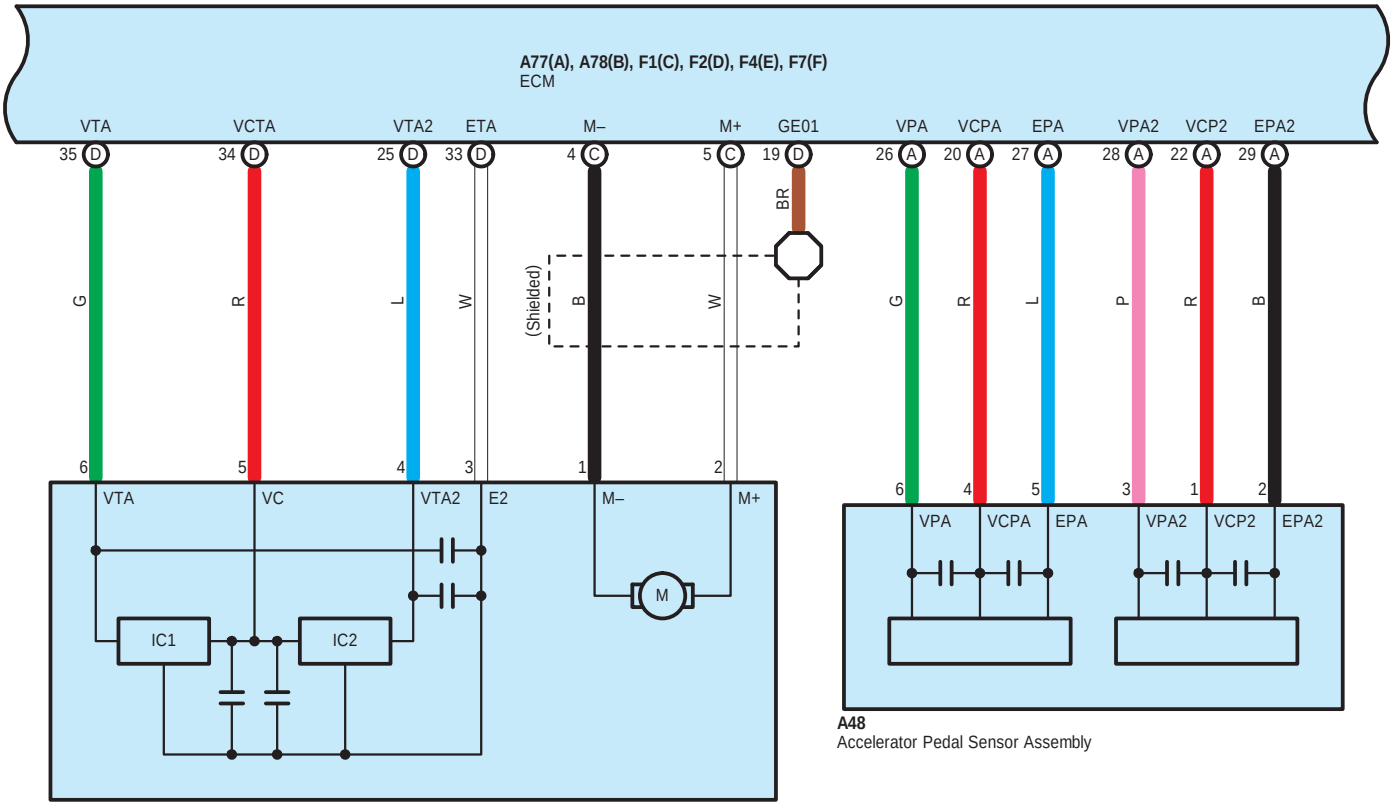
A77(A), A78(B), F1(C), F2(D), F4(E), F7(F)
ECM
VTA
VCTA
VTA2
ETA
M–
M+
GE01
VPA
VCPA
EPA
VPA2
VCP2
EPA2
35 D
34 D
25 D
33 D
4 C
5 C
19 D
26 A
20 A
27 A
28 A
22 A
29 A
G
R
L
W
(Shielded)
B
W
BR
G
R
L
P
R
B
6
5
4
3
1
2
VTA
VC
VTA2
E2
M–
M+
M
IC1
IC2
6
4
5
3
1
2
VPA
VCPA
EPA
VPA2
VCP2
EPA2
F37
Throttle Body with Motor Assembly
A48
Accelerator Pedal Sensor Assembly

B–R
B–R

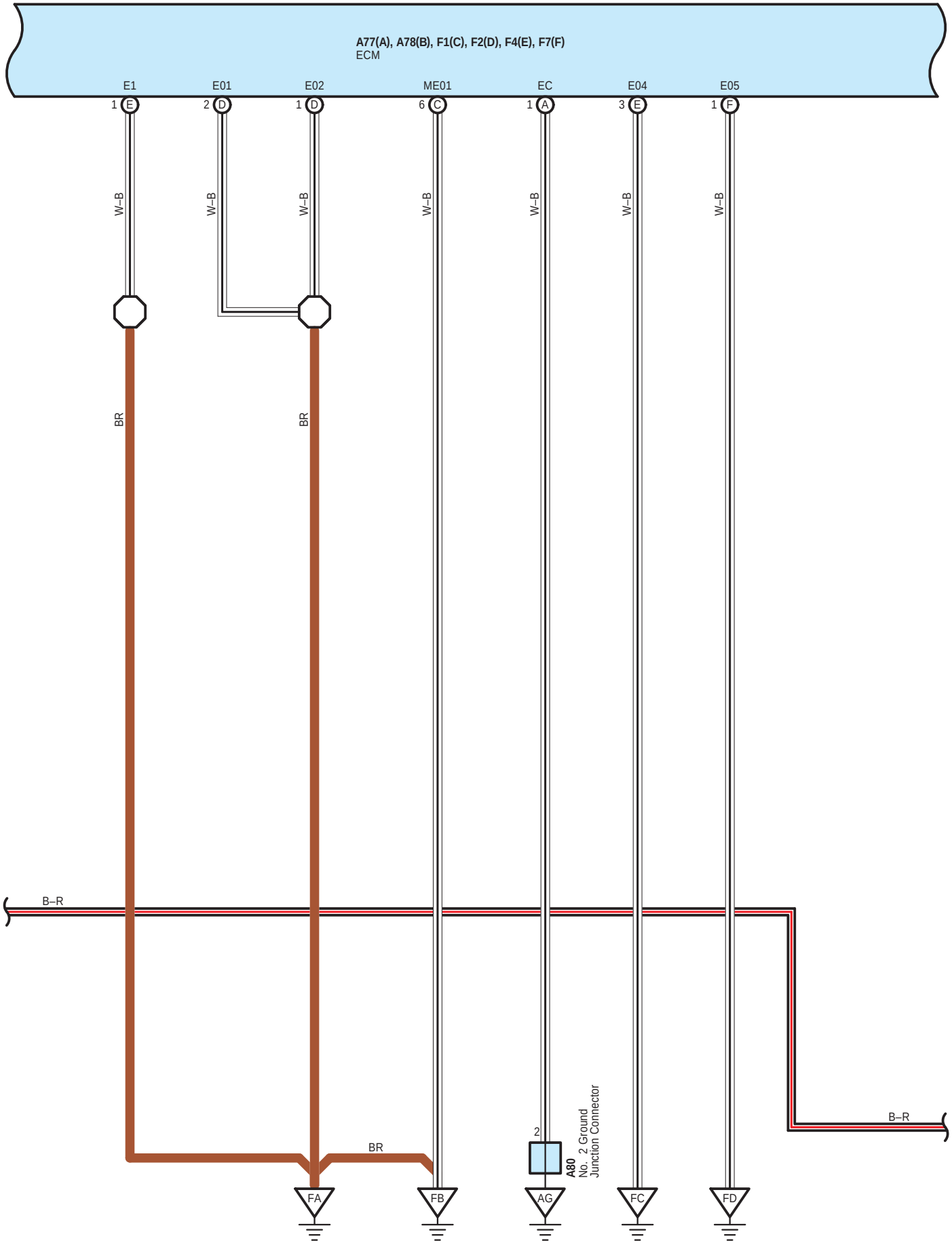
A77(A), A78(B), F1(C), F2(D), F4(E), F7(F)
ECM
E1
E01
E02
ME01
EC
E04
E05
1 E
2 D
1 D
6 C
1 A
3 E
1 F
W–B
BR
B–R
2
A80
No. 2 Ground
Junction Connector
FA
FB
AG
FC
FD

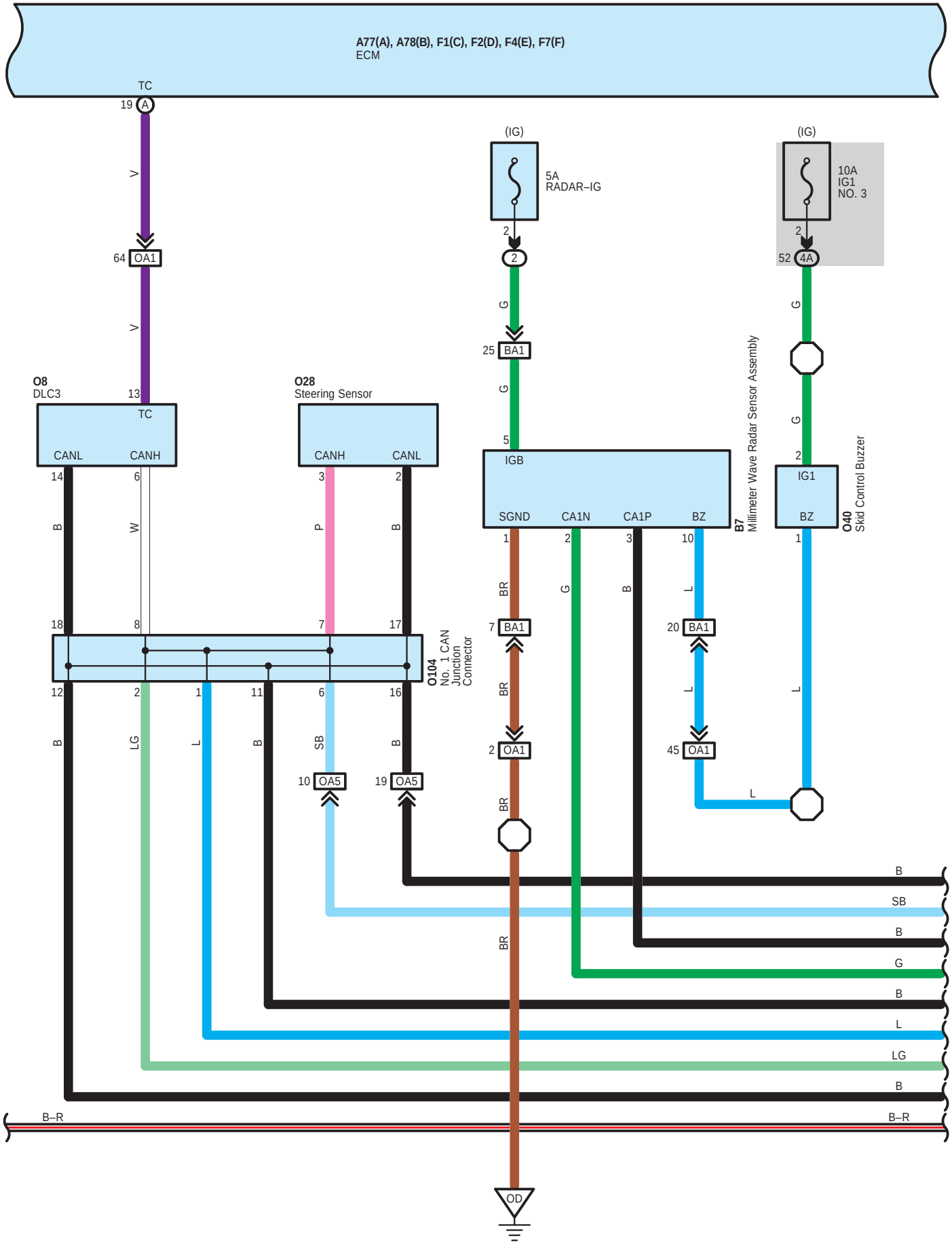
A77(A), A78(B), F1(C), F2(D), F4(E), F7(F)
ECM
TC
19 A
V
64 OA1
V
O8
DLC3
13
TC
CANL
CANH
14
6
B
W
18
8
12
2
1
11
B
LG
L
B
O28
Steering Sensor
CANH
CANL
3
2
P
B
7
17
6
16
SB
B
10 OA5
19 OA5
O104
No. 1 CAN
Junction
Connector
(IG)
5A
RADAR–IG
2
2
G
25 BA1
G
5
IGB
SGND
CA1N
CA1P
BZ
1
2
3
10
BR
G
B
L
7 BA1
20 BA1
BR
L
2 OA1
45 OA1
BR
L
B7
Millimeter Wave Radar Sensor Assembly
(IG)
10A
IG1
NO. 3
2
52 4A
G
G
2
IG1
BZ
1
L
O40
Skid Control Buzzer
B
SB
B
G
B
L
LG
B
BR
B–R
B–R
OD

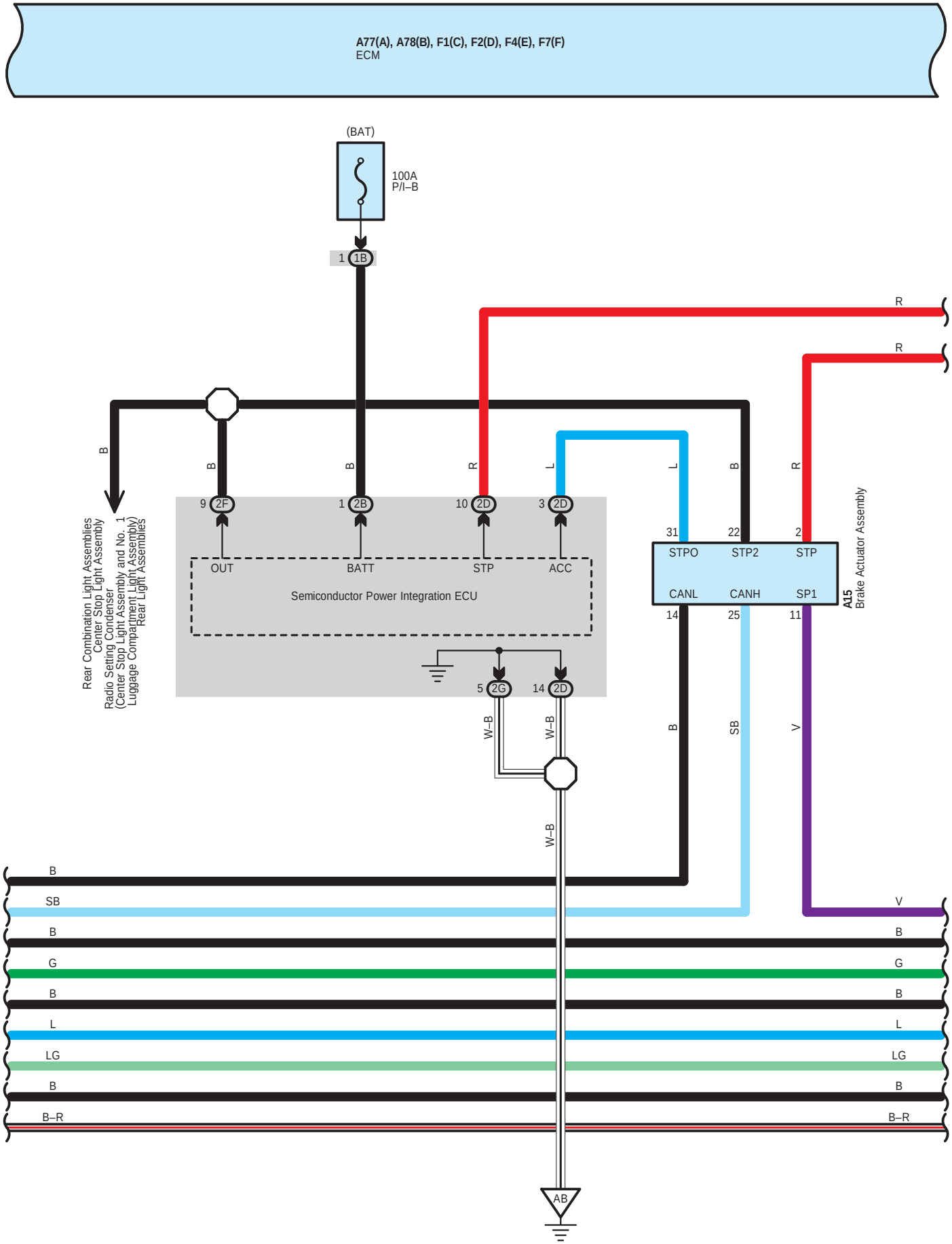
A77(A), A78(B), F1(C), F2(D), F4(E), F7(F)
ECM
(BAT)
100A
P/I–B
1 1B
R
R
B
B
B
R
L
L
B
R
9 2F
1 2B
10 2D
3 2D
OUT
BATT
STP
ACC
Semiconductor Power Integration ECU
31
22
2
STPO
STP2
STP
CANL
CANH
SP1
14
25
11
A15
Brake Actuator Assembly
Rear Combination Light Assemblies
Center Stop Light Assembly
Radio Setting Condenser
(Center Stop Light Assembly and No. 1
Luggage Compartment Light Assembly)
Rear Light Assemblies
5 2G
14 2D
W–B
W–B
B
SB
V
W–B
B
SB
B
G
B
L
LG
B
B–R
V
B
G
B
L
LG
B
B–R
AB

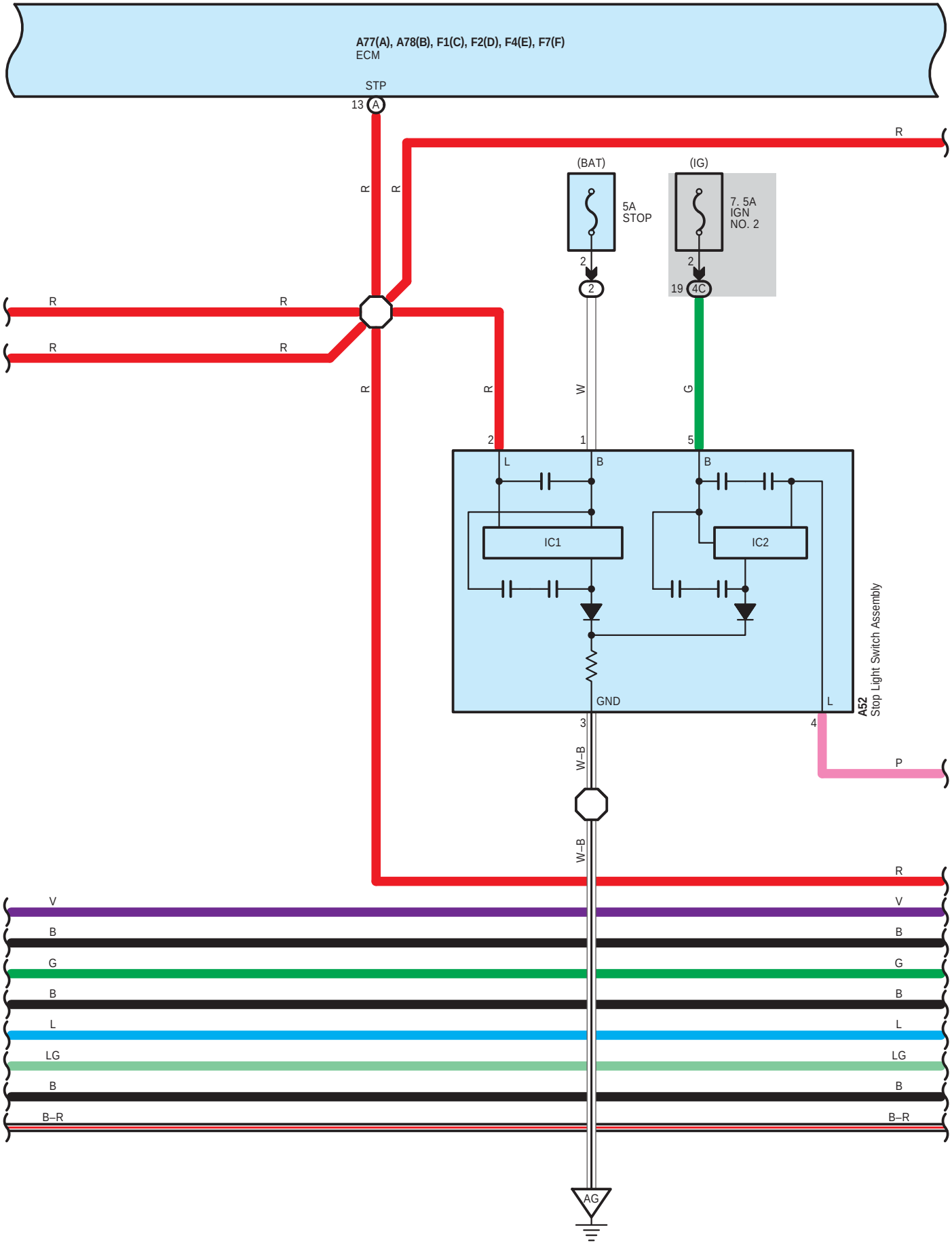
A77(A), A78(B), F1(C), F2(D), F4(E), F7(F)
ECM
STP
13 A
R
R
R
(BAT)
(IG)
5A
STOP
7. 5A
IGN
NO. 2
2
2
2
19 4C
R
R
R
R
R
R
W
G
2
1
5
L
B
B
IC1
IC2
GND
L
3
4
A52
Stop Light Switch Assembly
W–B
P
W–B
R
V
V
B
B
G
G
B
B
L
L
LG
LG
B
B
B–R
B–R
AG

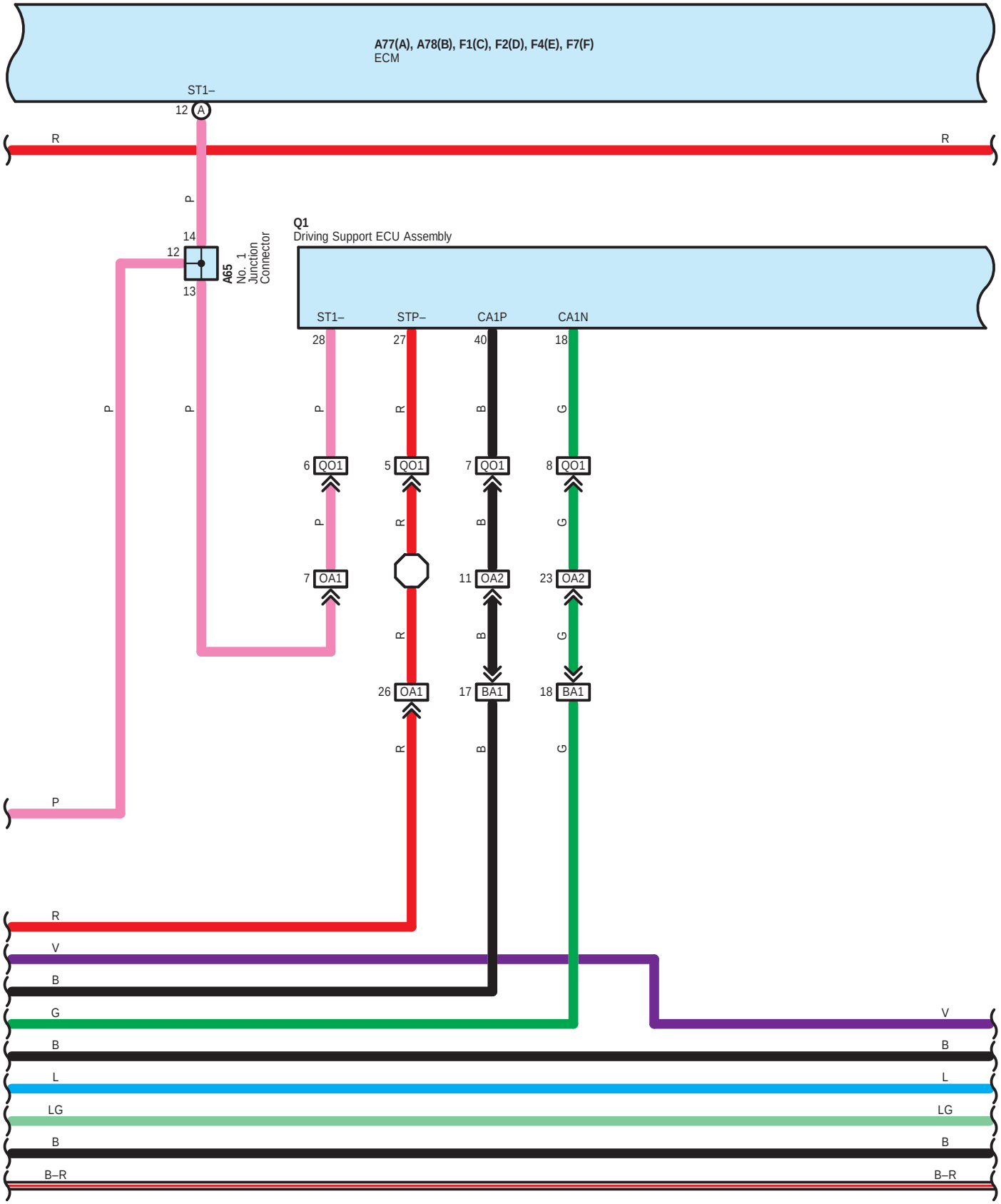
A77(A), A78(B), F1(C), F2(D), F4(E), F7(F)
ECM
ST1–
12
A
R
R
P
14
12
13
A65
No. 1
Junction
Connector
Q1
Driving Support ECU Assembly
ST1–
STP–
CA1P
CA1N
28
27
40
18
P
R
B
G
6 QO1
5 QO1
7 QO1
8 QO1
P
R
B
G
7 OA1
11 OA2
23 OA2
R
B
G
26 OA1
17 BA1
18 BA1
R
B
G
P
P
P
R
V
B
G
V
B
B
L
L
LG
LG
B
B
B–R
B–R

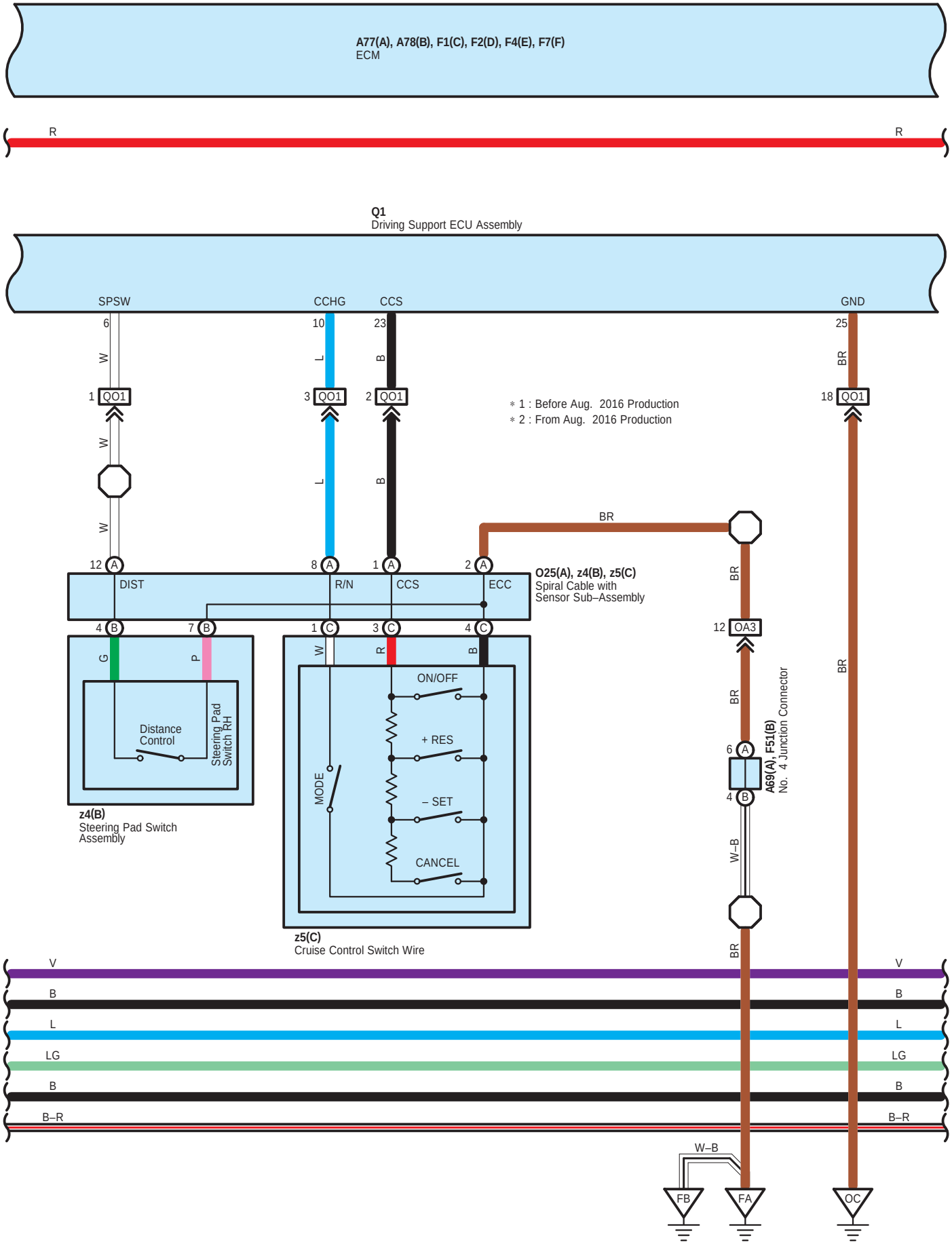
A77(A), A78(B), F1(C), F2(D), F4(E), F7(F)
ECM
R
R
Q1
Driving Support ECU Assembly
SPSW
CCHG
CCS
GND
6
10
23
25
W
L
B
BR
1 QO1
3 QO1
2 QO1
18 QO1
* 1 : Before Aug. 2016 Production
* 2 : From Aug. 2016 Production
BR
12 A
8 A
1 A
2 A
DIST
R/N
CCS
ECC
O25(A), z4(B), z5(C)
Spiral Cable with
Sensor Sub–Assembly
4 B
7 B
1 C
3 C
4 C
G
P
W
R
B
12 OA3
Distance
Control
Steering Pad
Switch RH
ON/OFF
+ RES
– SET
CANCEL
MODE
6 A
4 B
A69(A), F51(B)
No. 4 Junction Connector
W–B
z4(B)
Steering Pad Switch
Assembly
z5(C)
Cruise Control Switch Wire
V
B
L
LG
B
B–R
W–B
FB
FA
OC

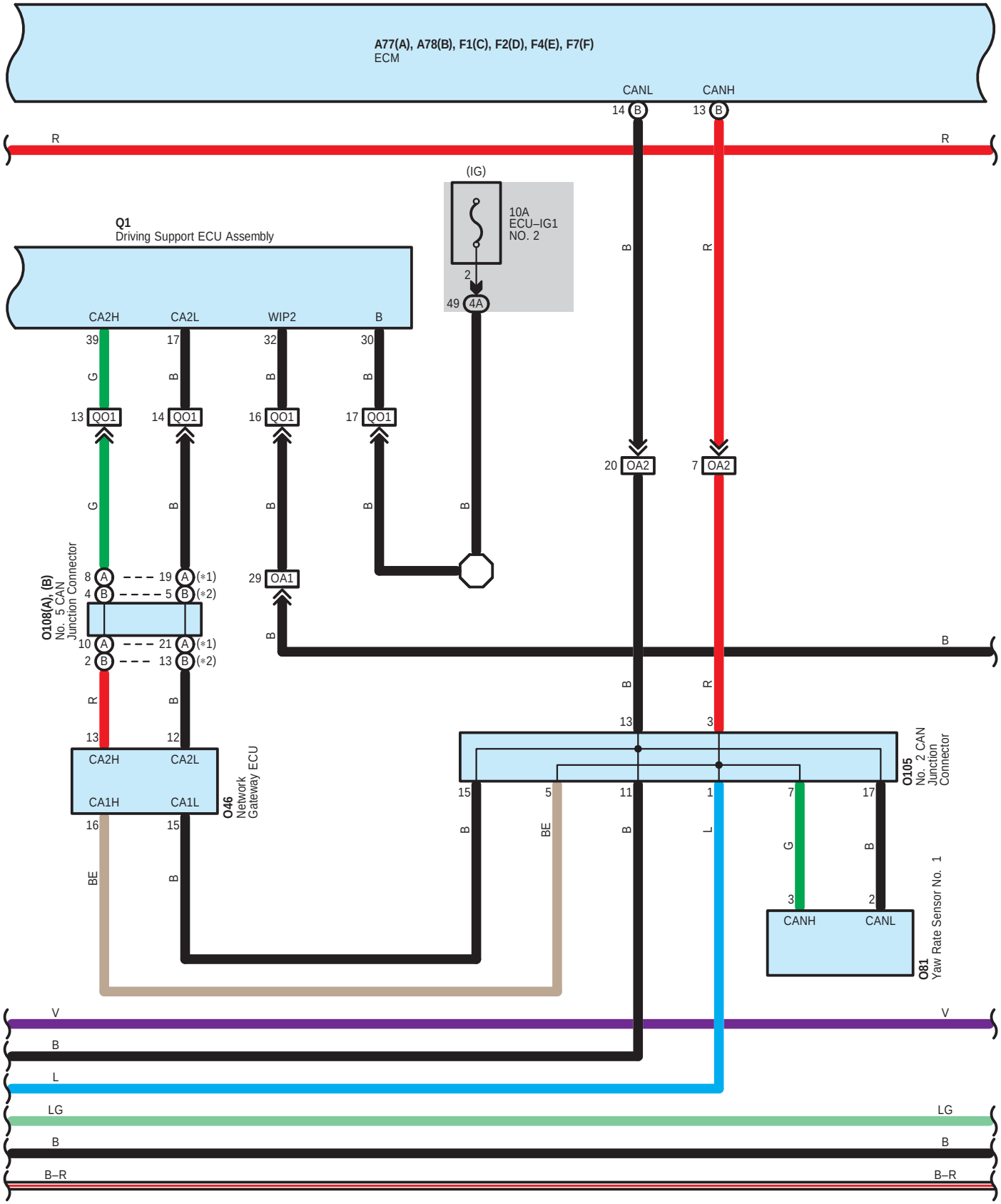
A77(A), A78(B), F1(C), F2(D), F4(E), F7(F)
ECM
CANL
CANH
14 B
13 B
R
R
(IG)
10A
ECU–IG1
NO. 2
2
49 4A
Q1
Driving Support ECU Assembly
CA2H
CA2L
WIP2
B
39
17
32
30
G
B
B
B
13 QO1
14 QO1
16 QO1
17 QO1
20 OA2
7 OA2
G
B
B
B
B
O108(A), (B)
No. 5 CAN
Junction Connector
8 A
4 B
19 A (*1)
5 B (*2)
29 OA1
10 A
2 B
21 A (*1)
13 B (*2)
B
B
R
B
R
13
12
13
3
CA2H
CA2L
CA1H
CA1L
O46
Network
Gateway ECU
O105
No. 2 CAN
Junction
Connector
15
5
11
1
7
17
16
15
B
BE
B
L
G
B
BE
B
3
2
CANH
CANL
O81
Yaw Rate Sensor No. 1
V
V
B
L
LG
LG
B
B
B–R
B–R

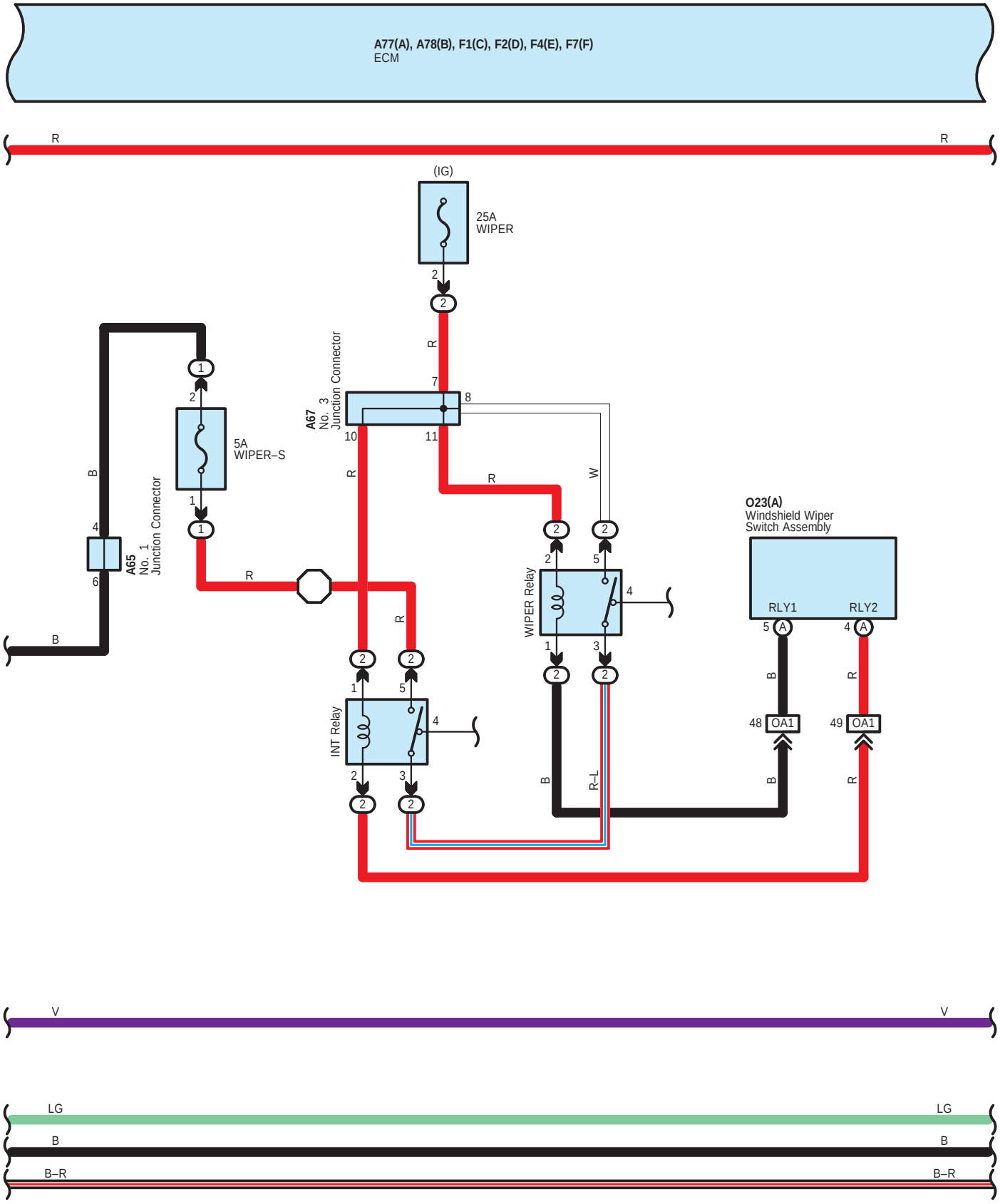
A77(A), A78(B), F1(C), F2(D), F4(E), F7(F)
ECM
R
R
(IG)
25A
WIPER
2
2
R
7
8
A67
No. 3
Junction Connector
10
11
R
R
W
1
2
5A
WIPER–S
1
1
B
4
6
A65
No. 1
Junction Connector
B
R
R
2
2
2
5
WIPER Relay
4
1
3
2
2
O23(A)
Windshield Wiper
Switch Assembly
RLY1
RLY2
5 A
4 A
B
R
48 OA1
49 OA1
B
R
2
2
1
5
INT Relay
4
2
3
2
2
B
R–L
B
R
V
V
LG
LG
B
B
B–R
B–R

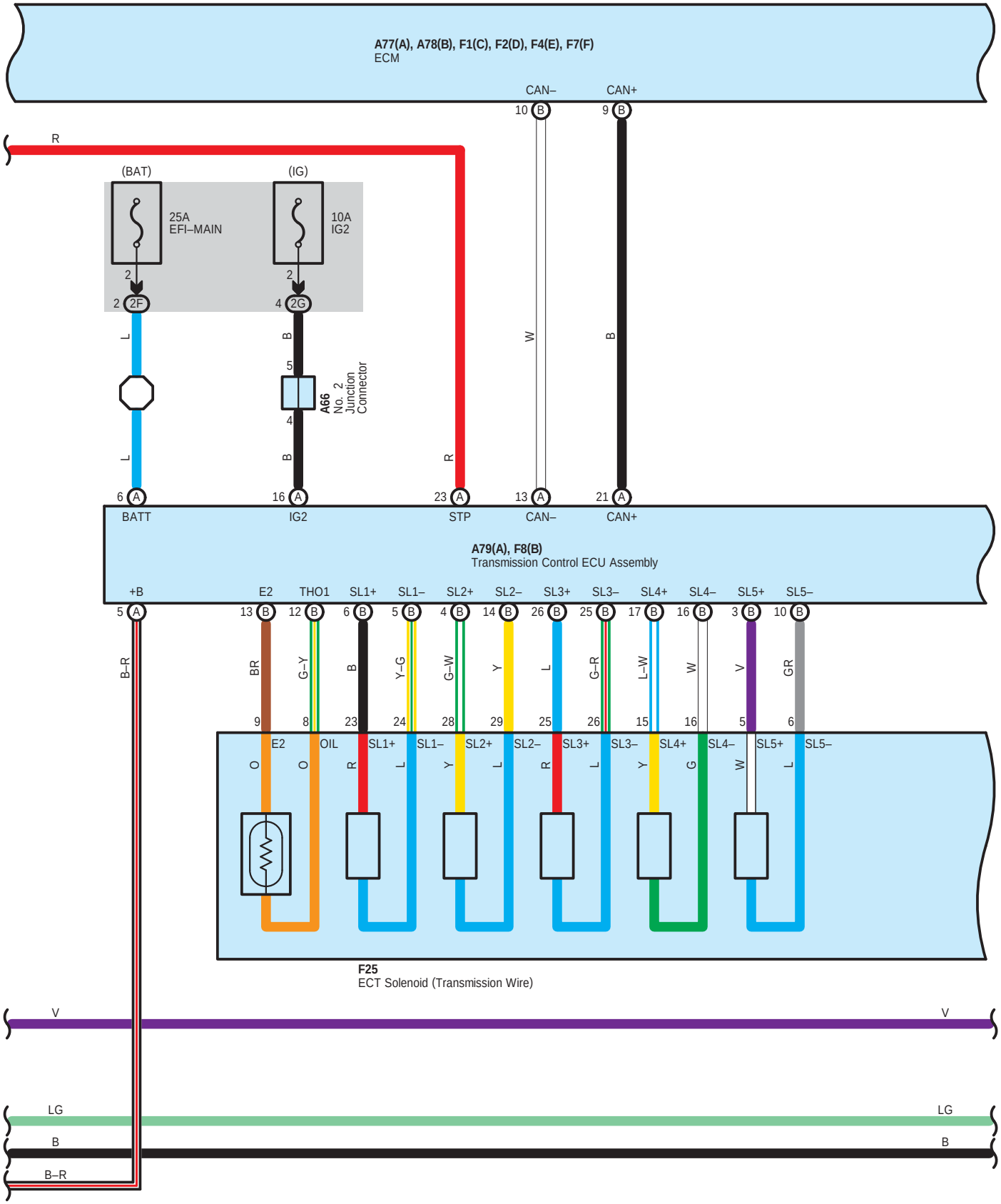
A77(A), A78(B), F1(C), F2(D), F4(E), F7(F)
ECM
CAN–
CAN+
10 B
9 B
R
(BAT)
(IG)
25A
EFI–MAIN
10A
IG2
2
2 2F
4 2G
L
B
5
A66
No. 2
Junction
Connector
4
W
B
R
6 A
16 A
23 A
13 A
21 A
BATT
IG2
STP
CAN–
CAN+
A79(A), F8(B)
Transmission Control ECU Assembly
+B
E2
THO1
SL1+
SL1–
SL2+
SL2–
SL3+
SL3–
SL4+
SL4–
SL5+
SL5–
5 A
13 B
12 B
6 B
5 B
4 B
14 B
26 B
25 B
17 B
16 B
3 B
10 B
B–R
BR
G–Y
B
Y–G
G–W
Y
L
G–R
L–W
W
V
GR
9
8
23
24
28
29
25
26
15
16
5
6
E2
OIL
SL1+
SL1–
SL2+
SL2–
SL3+
SL3–
SL4+
SL4–
SL5+
SL5–
O
O
R
L
Y
L
R
L
Y
G
W
L
F25
ECT Solenoid (Transmission Wire)
V
V
LG
LG
B
B
B–R

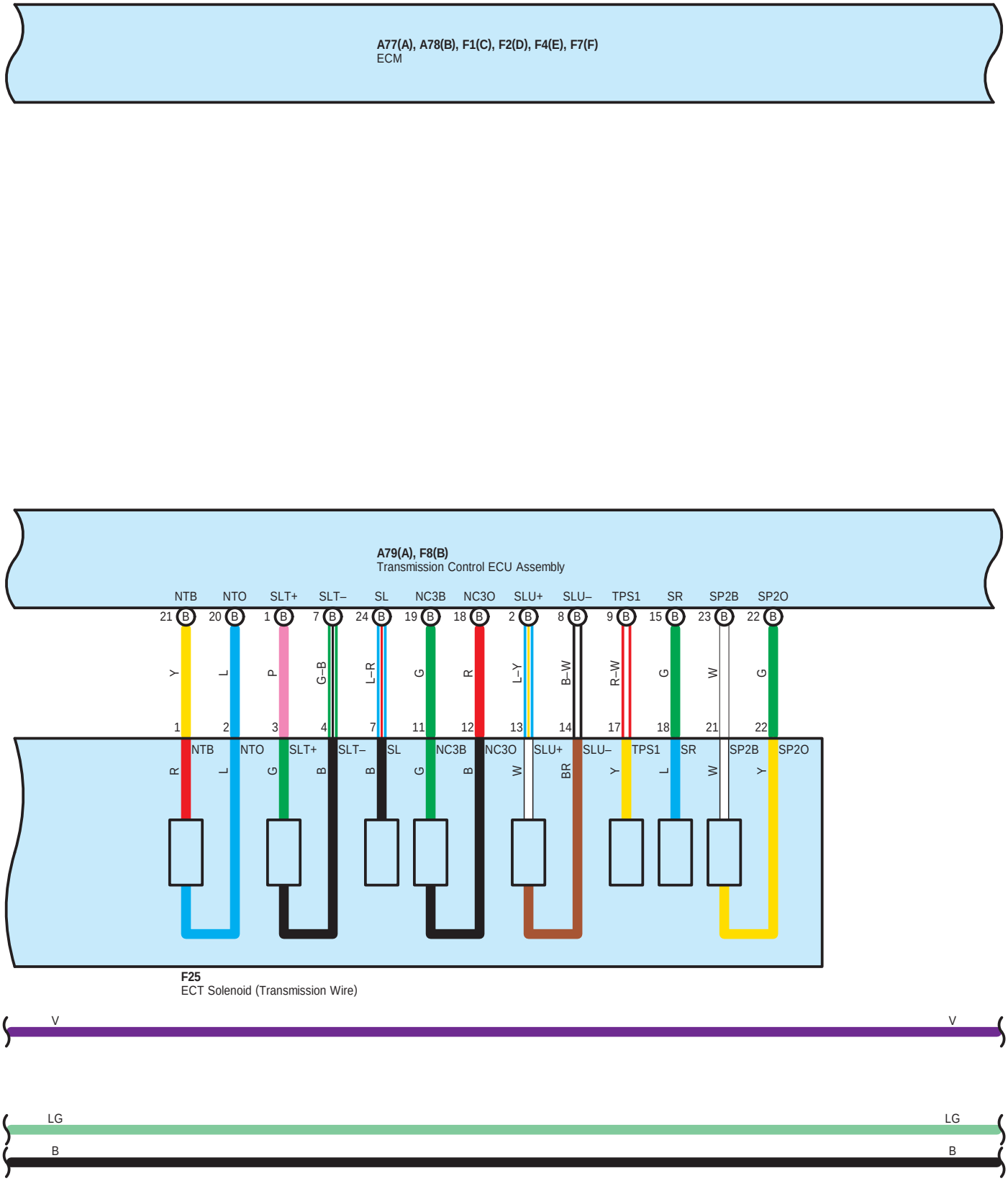
A77(A), A78(B), F1(C), F2(D), F4(E), F7(F)
ECM
A79(A), F8(B)
Transmission Control ECU Assembly
NTB NTO SLT+ SLT– SL NC3B NC3O SLU+ SLU– TPS1 SR SP2B SP2O
21 20 1 7 24 19 18 2 8 9 15 23 22
Y L P G–B L–R G R L–Y B–W R–W G W G
1 2 3 4 7 11 12 13 14 17 18 21 22
NTB NTO SLT+ SLT– SL NC3B NC3O SLU+ SLU– TPS1 SR SP2B SP2O
R L G B B G B W BR Y L W Y
F25
ECT Solenoid (Transmission Wire)
V
V
LG
LG
B
B

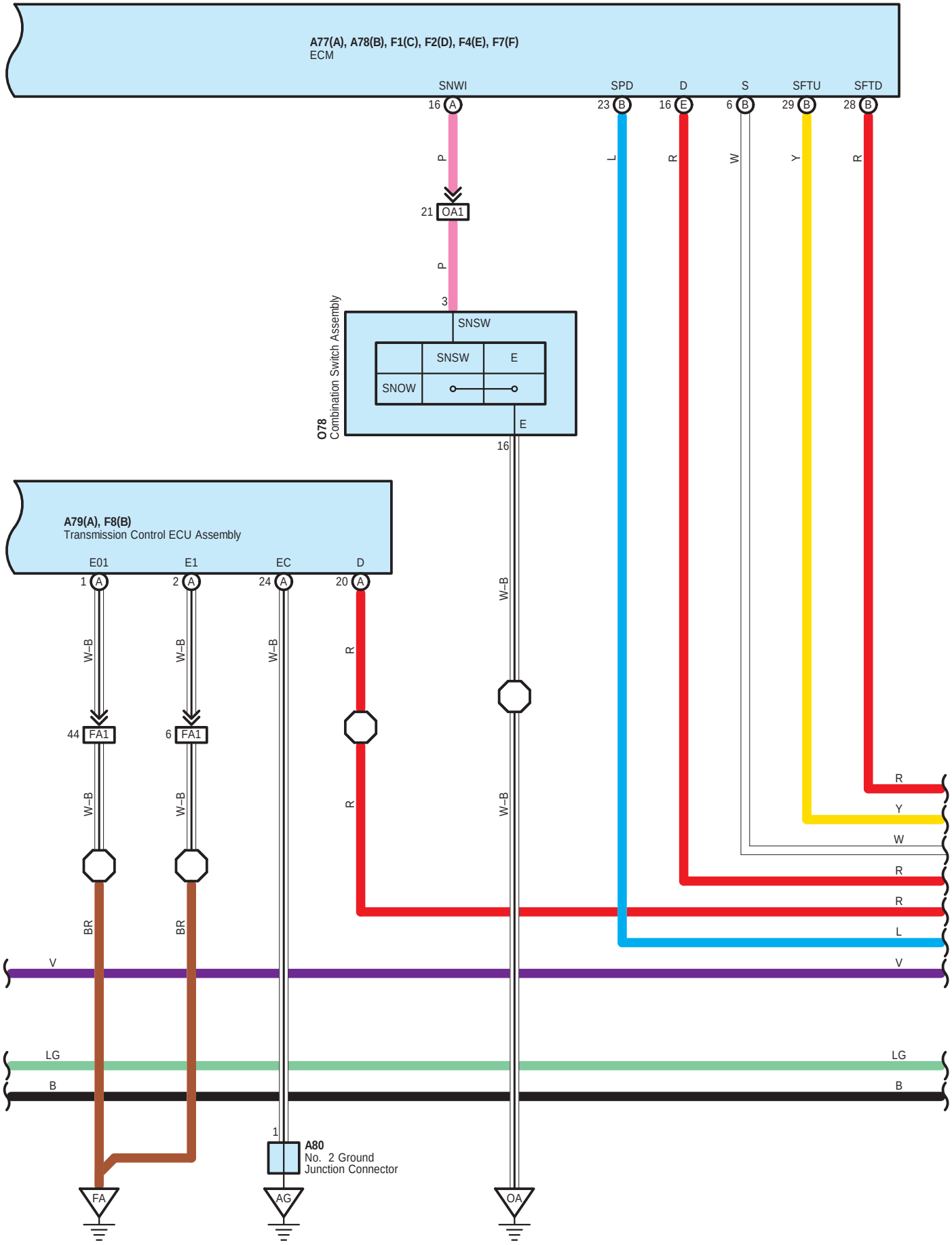
A77(A), A78(B), F1(C), F2(D), F4(E), F7(F)
ECM
SNWI
SPD
D
S
SFTU
SFTD
16 A
23 B
16 E
6 B
29 B
28 B
P
L
R
W
Y
R
21 OA1
P
3
SNSW
SNSW
E
SNOW
E
O78
Combination Switch Assembly
16
A79(A), F8(B)
Transmission Control ECU Assembly
E01
E1
EC
D
1 A
2 A
24 A
20 A
W–B
W–B
W–B
R
W–B
44 FA1
6 FA1
W–B
W–B
R
W–B
R
Y
W
R
R
L
BR
BR
V
V
LG
LG
B
B
1
A80
No. 2 Ground
Junction Connector
FA
AG
OA

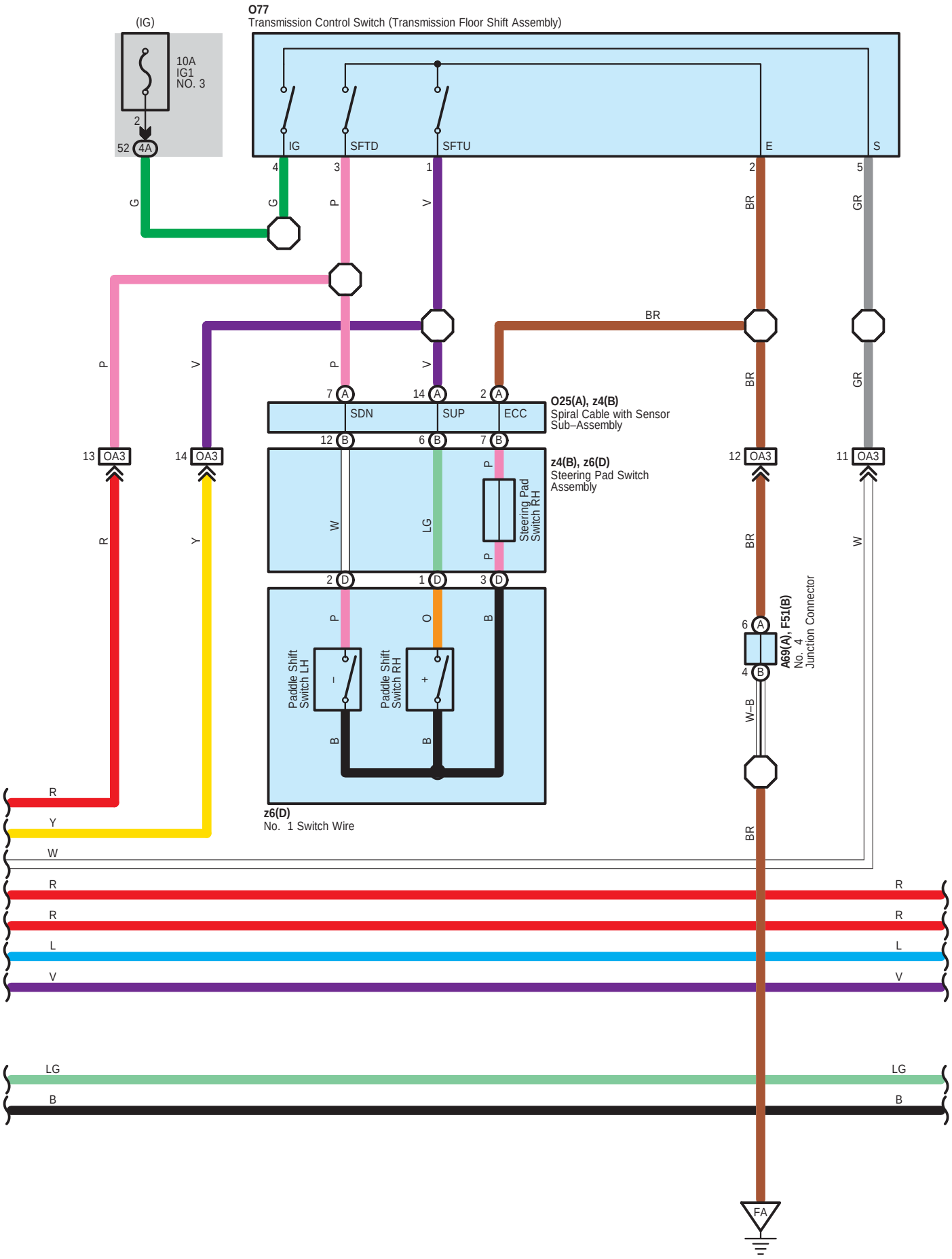
(IG)
10A
IG1
NO. 3
2
52
4A
O77
Transmission Control Switch (Transmission Floor Shift Assembly)
IG
SFTD
SFTU
E
S
4
3
1
2
5
G
G
P
V
BR
GR
P
V
P
V
BR
BR
GR
7
A
14
A
2
A
SDN
SUP
ECC
O25(A), z4(B)
Spiral Cable with Sensor
Sub–Assembly
12
B
6
B
7
B
z4(B), z6(D)
Steering Pad Switch
Assembly
Steering Pad
Switch RH
13
OA3
14
OA3
12
OA3
11
OA3
R
Y
W
BR
W
2
D
1
D
3
D
P
O
B
Paddle Shift
Switch LH
Paddle Shift
Switch RH
B
B
6
A
4
B
A69(A), F51(B)
No. 4
Junction Connector
W–B
z6(D)
No. 1 Switch Wire
R
Y
W
BR
R
R
L
V
R
R
L
V
LG
B
LG
B
FA

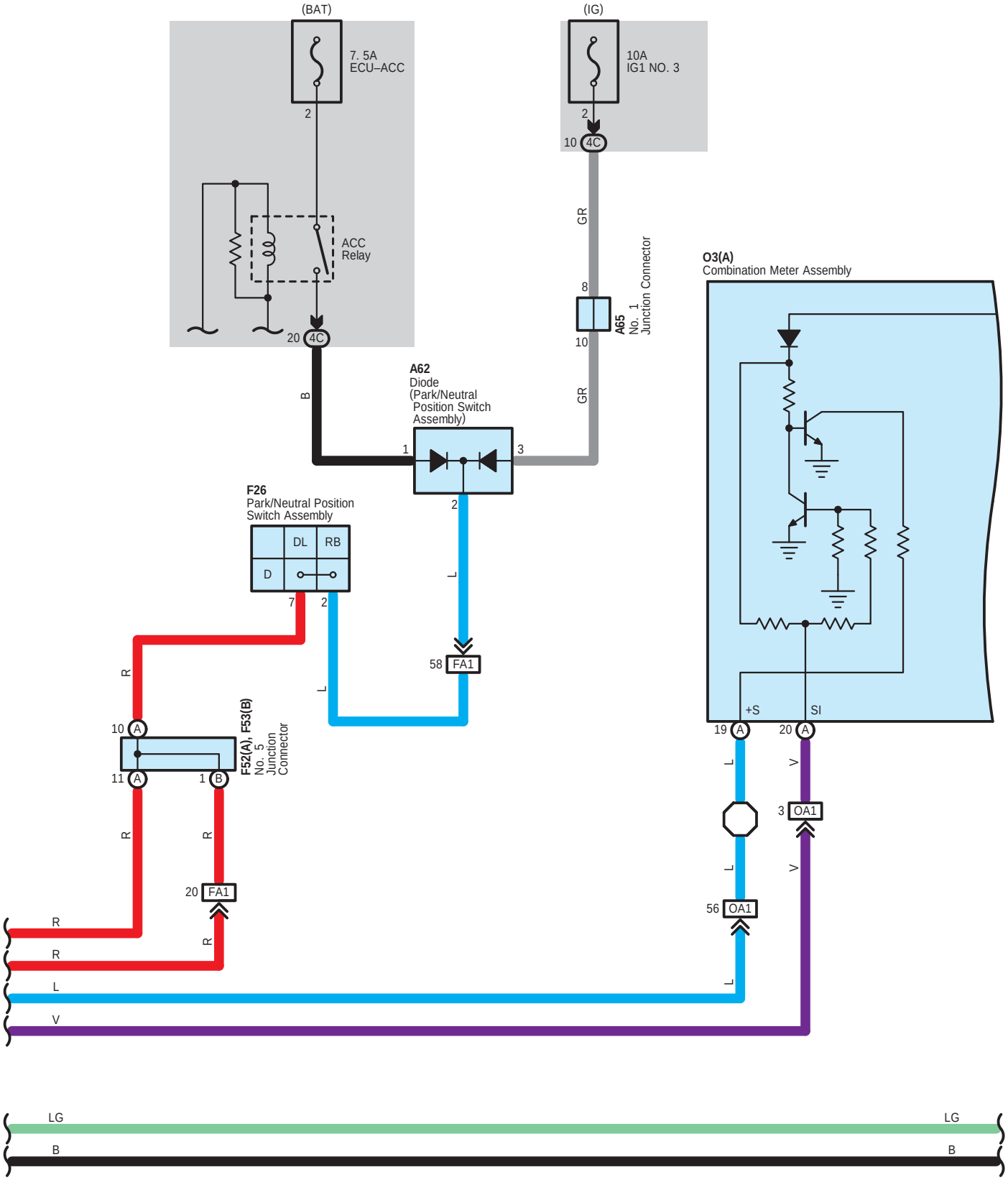
(BAT)
7. 5A
ECU–ACC
2
ACC
Relay
20
4C
(IG)
10A
IG1 NO. 3
2
10
4C
GR
8
10
A65
No. 1
Junction Connector
O3(A)
Combination Meter Assembly
B
A62
Diode
(Park/Neutral
Position Switch
Assembly)
1
3
GR
F26
Park/Neutral Position
Switch Assembly
DL
RB
D
7
2
2
L
58
FA1
R
L
10
A
F52(A), F53(B)
No. 5
Junction
Connector
11
A
1
B
R
R
20
FA1
R
R
+S
SI
19
A
20
A
L
V
3
OA1
L
V
56
OA1
L
R
R
L
V
LG
B
LG
B

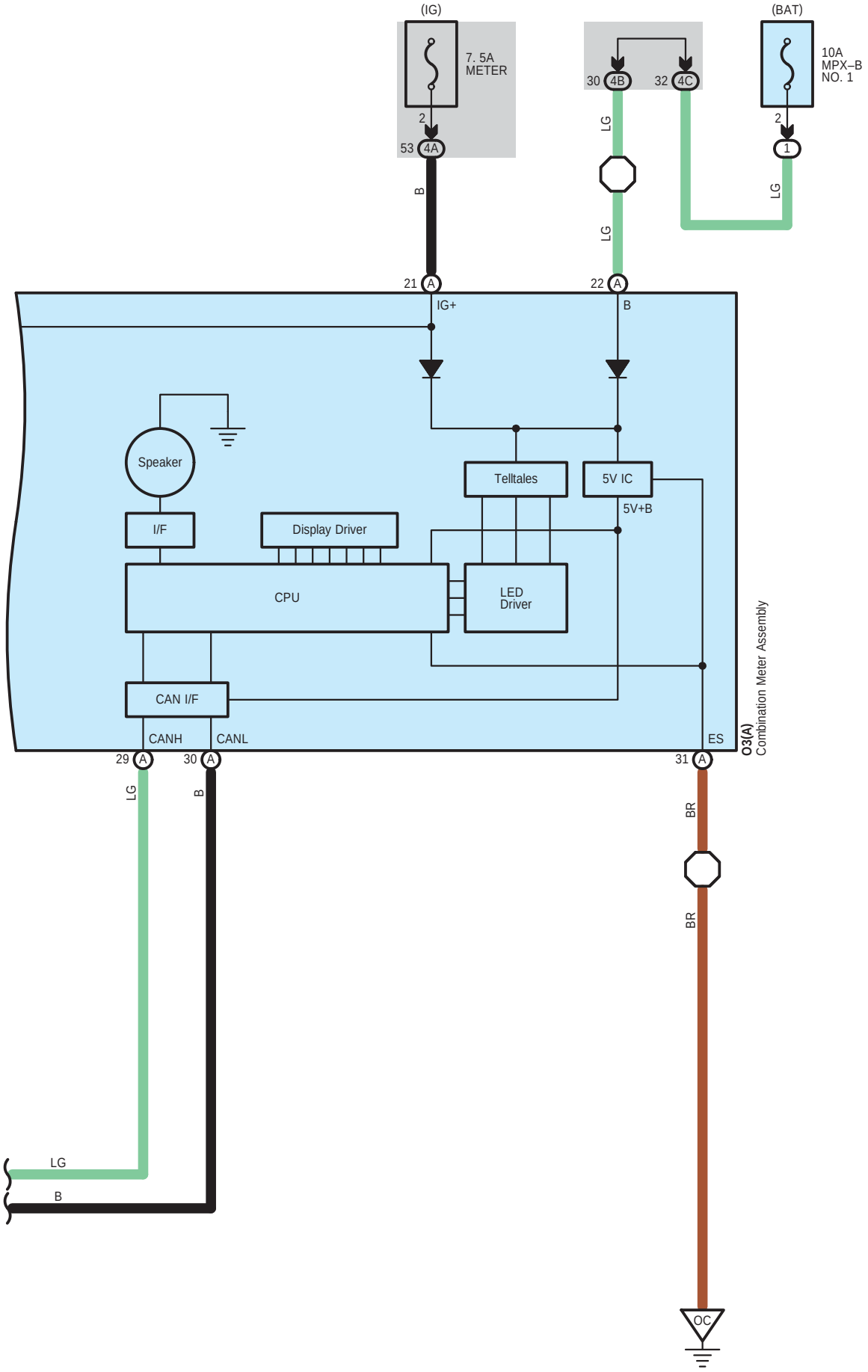
(IG)
7. 5A
METER
2
53 4A
B
21 A
IG+
30 4B
32 4C
LG
LG
22 A
B
(BAT)
10A
MPX–B
NO. 1
2
1
LG
Speaker
I/F
Display Driver
CPU
Telltales
5V IC
5V+B
LED
Driver
CAN I/F
CANH
CANL
ES
O3(A)
Combination Meter Assembly
29 A
30 A
31 A
LG
B
BR
BR
LG
B
OC

A15
Black

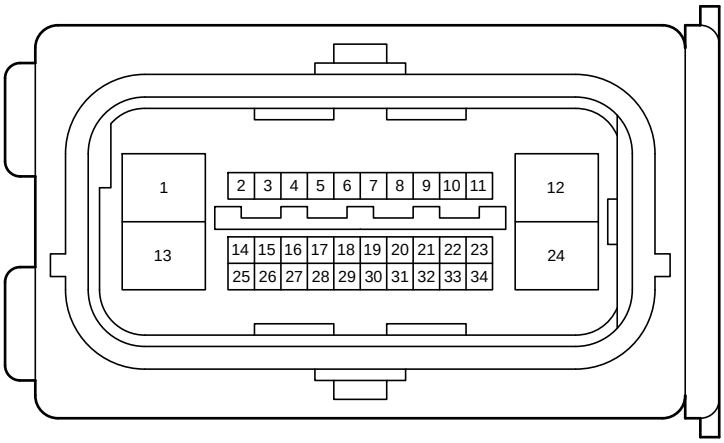


90980-12686

A48
Black




90980-12831

A52
White

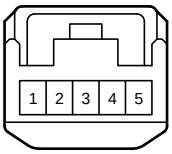


90980-12366

A62
Gray

90980-11071

A65
White

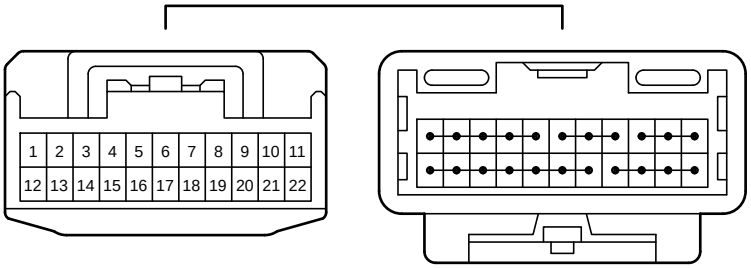


90980-12372

A66
White

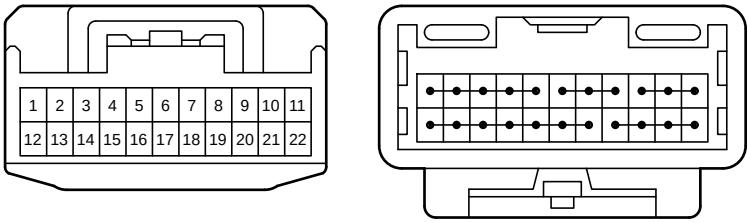


90980-12372

A67
White

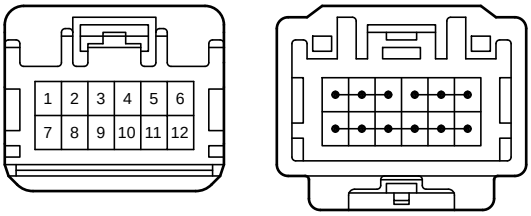


90980-12737

A69
Blue

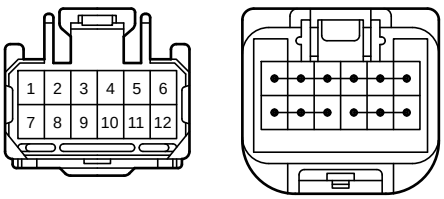


90980-11661

A77
White

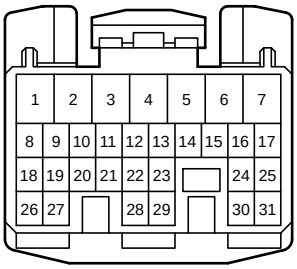


90980-12525

A78
White

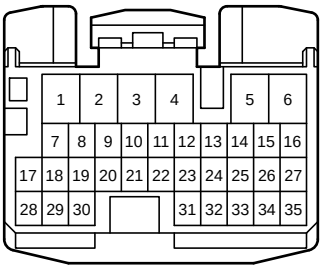


90980-12529

A79
Black

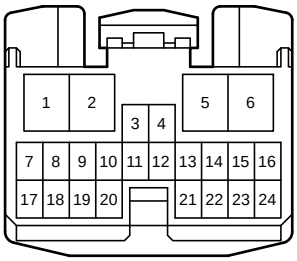


90980-12560

A80
White

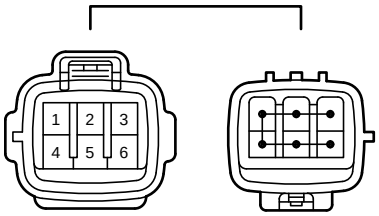


90980-11194

B7
Black

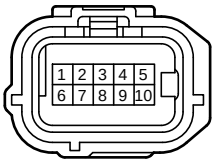


90980-12380

F1
White

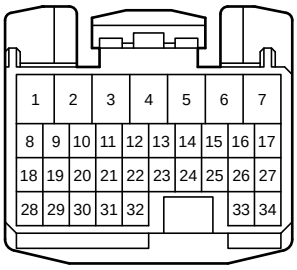


90980-12527

F2
White

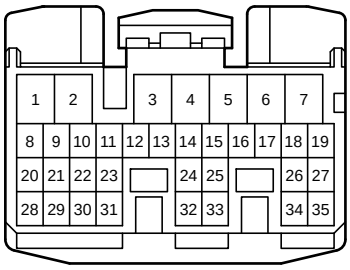


90980-12528

F4
White

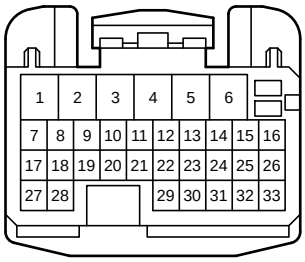


90980-12700

F7
White

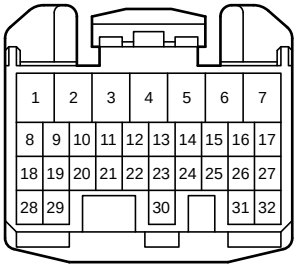


90980-12526

F8
Black

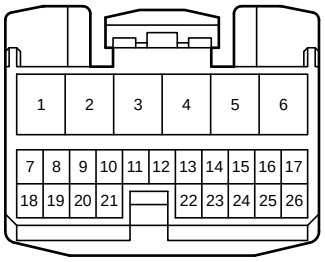


90980-12561

F25
Gray

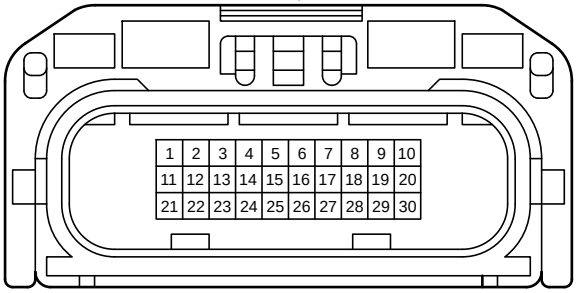


90980-12712

F26
Gray

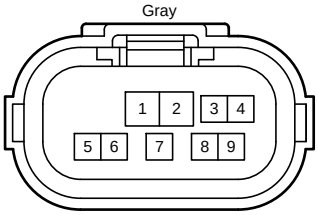


90980-12362

F37
Black

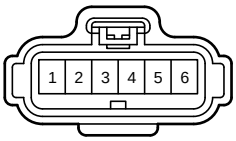


90980-11858

F51
Blue

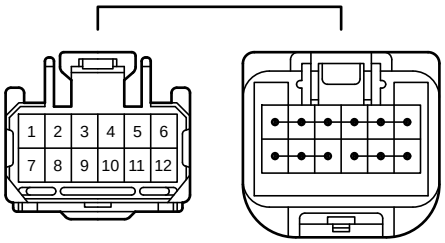


90980-11661

F52
White

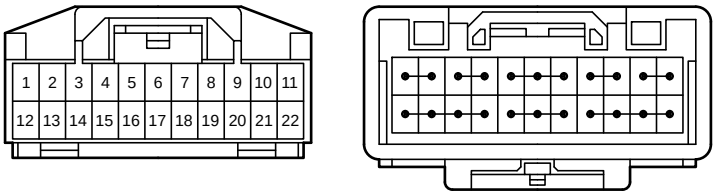


90980-11915

F53
White

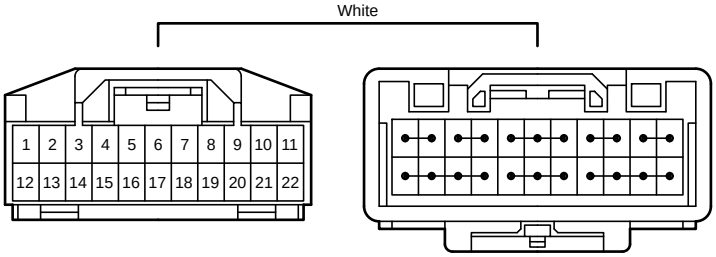


90980-11915

O3
Black

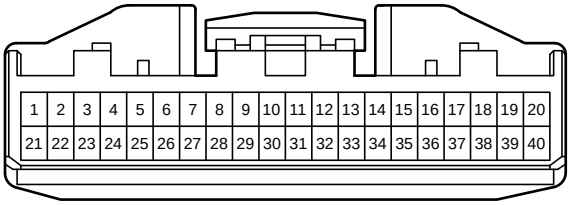


90980-12557

O8
White

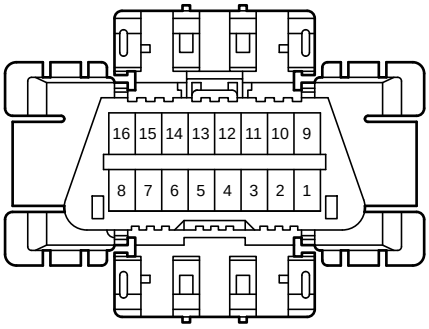


90980-11665

O23
White

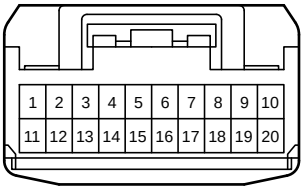


90980-12460

O25
Black

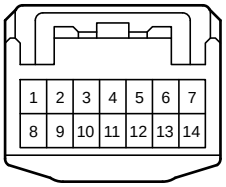


90980-12370

O28
Black




90980-12551

O40
Blue

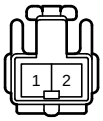


90980-10860

O46
White

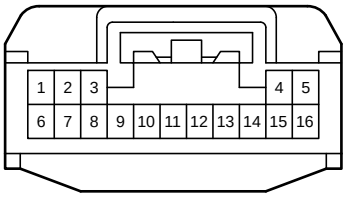


90980-12423

O77
White

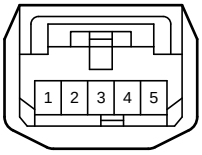


90980-12954

O78
Black




90980-12553

O81
Black




90980-12303

O104
White

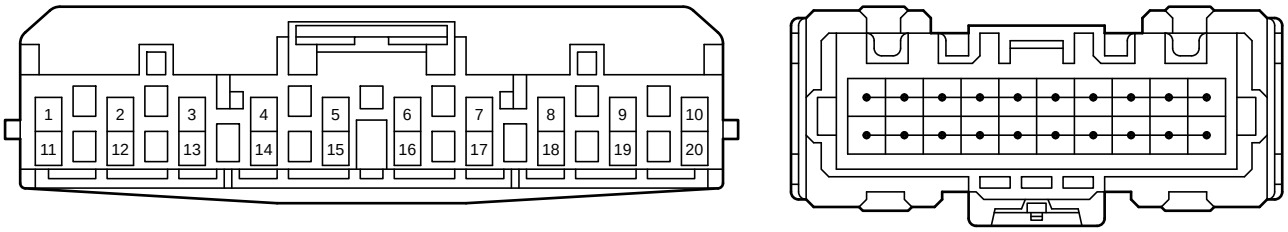


90980-12A58

O105
White

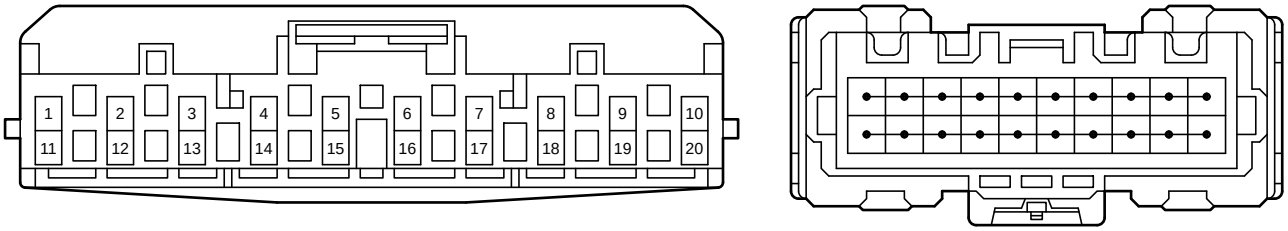


90980-12A58

O108
Black

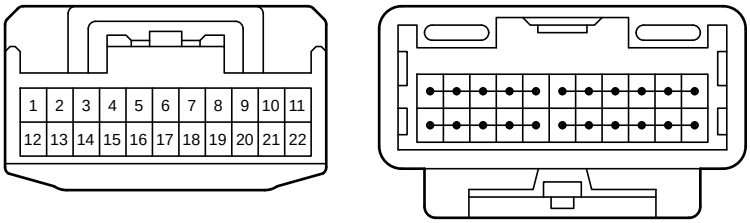


90980-12372

Q1
White

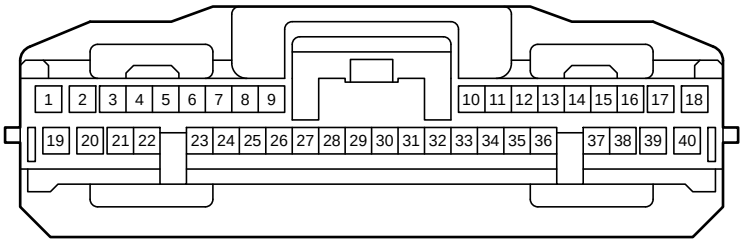


90980-12708

z4
Black

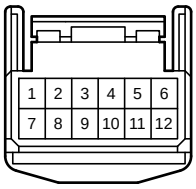


90980-12559

z5
Black

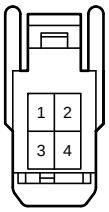


90980-12360

z6
White

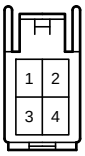


90980-12211

1B

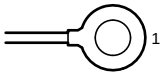


2B
Black

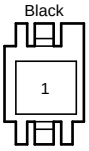


82660-30D50

2D
White

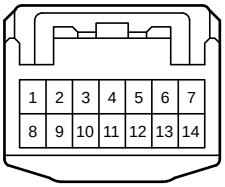


90980-12370

2F
White

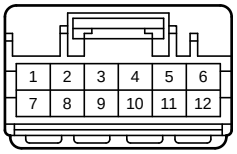


90980-12A56

2G
White

90980-12A54

4A
White

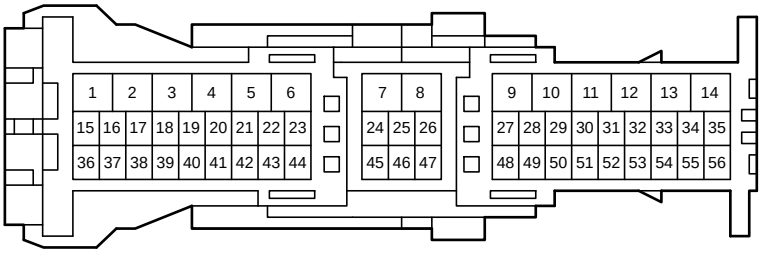


90980-12943

4B
White

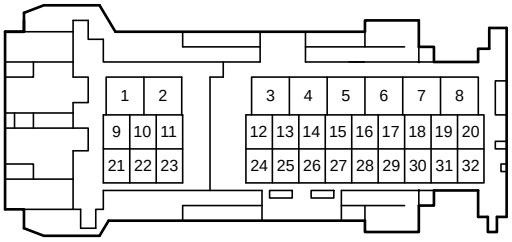


90980-12A48

4C
White

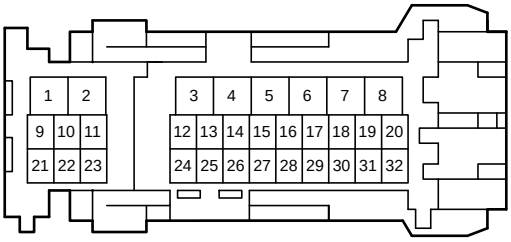


90980-12A47

BA1
White

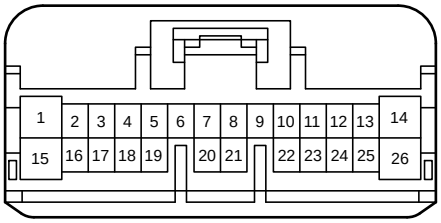


90980-12771

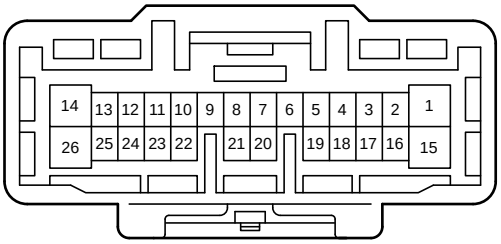


90980-12770

FA1
White

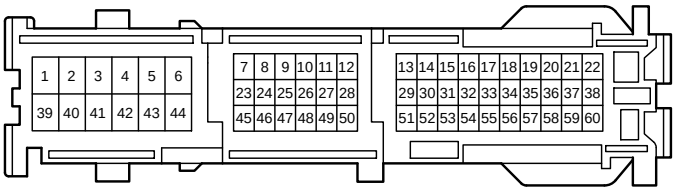


90980-12501

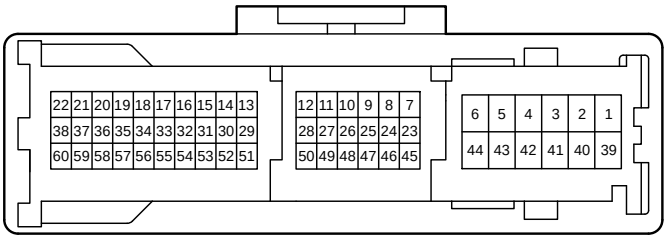


90980-12514

OA1
White

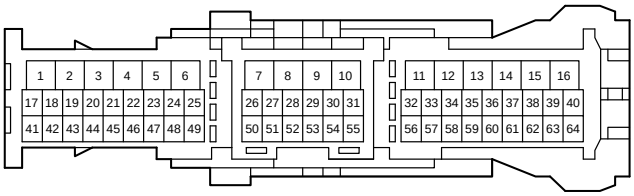


90980-12774

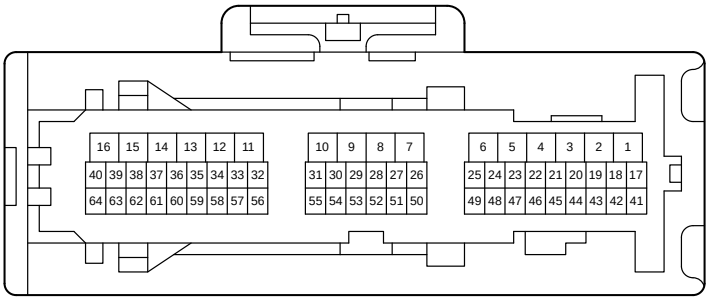


90980-12798

OA2
White

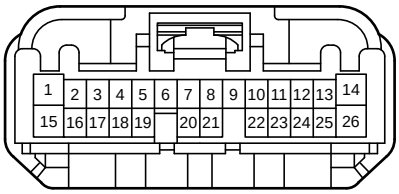


82824-24090

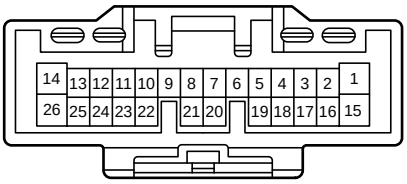


82824-24080

OA3
White

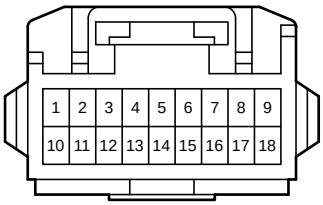


82824-53070

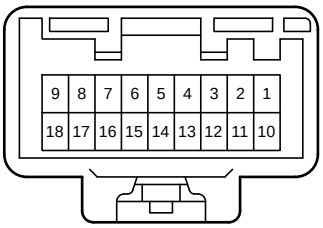


82824-53060

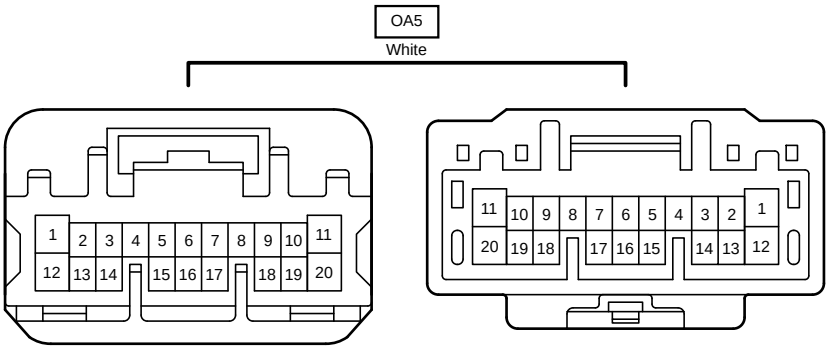


90980-12741

90980-12740

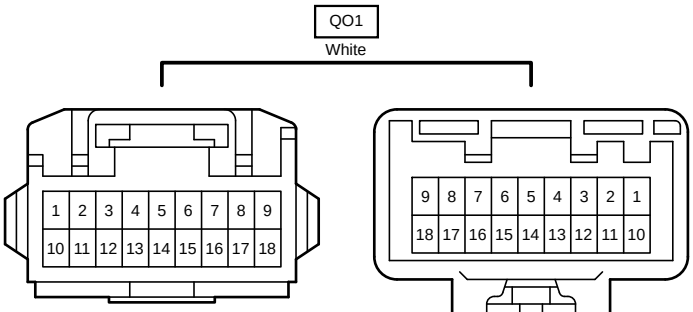


82824-53070

82824-53060