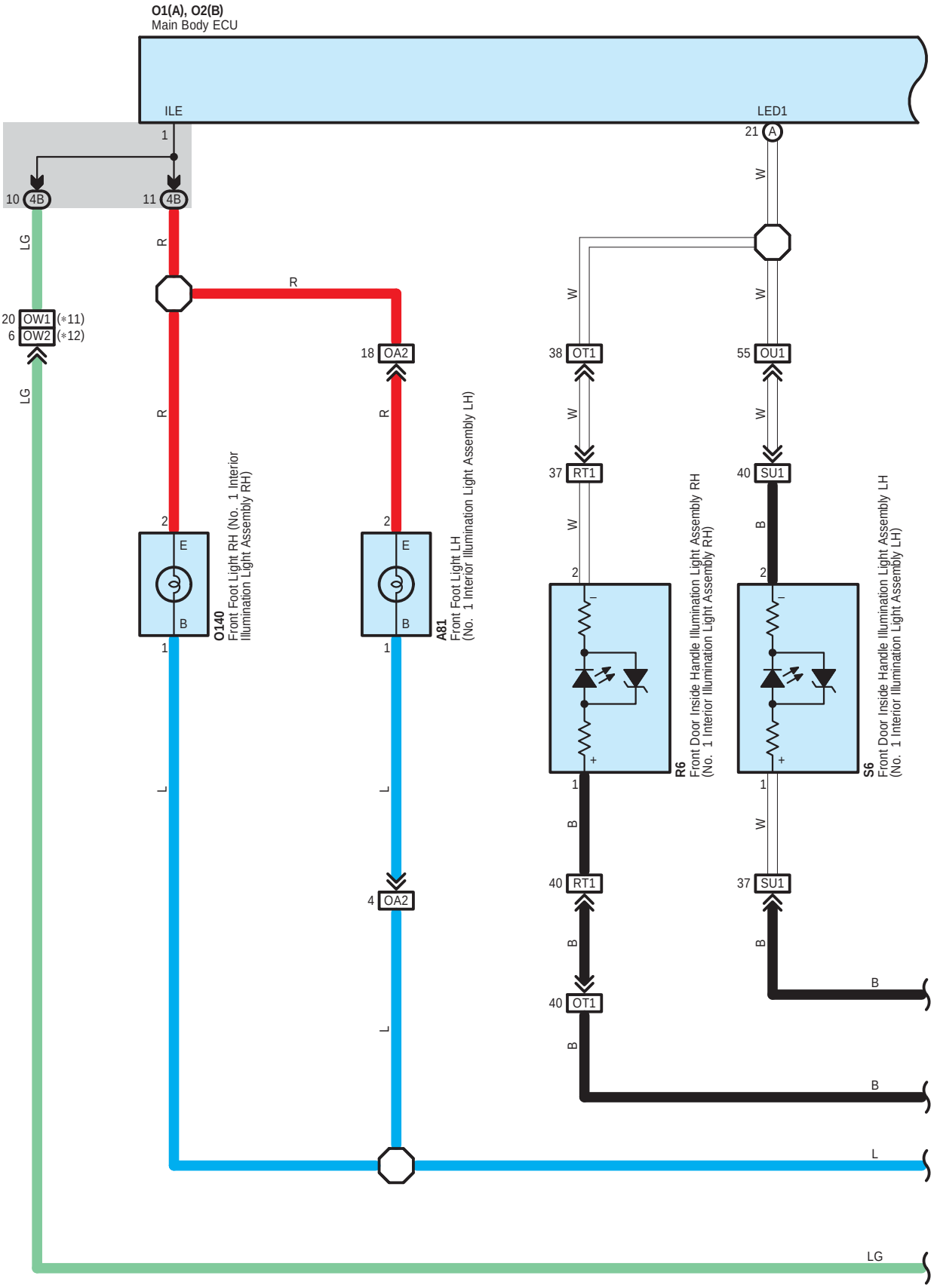

*11 : Before Nov. 2017 Production
*12 : From Nov. 2017 Production

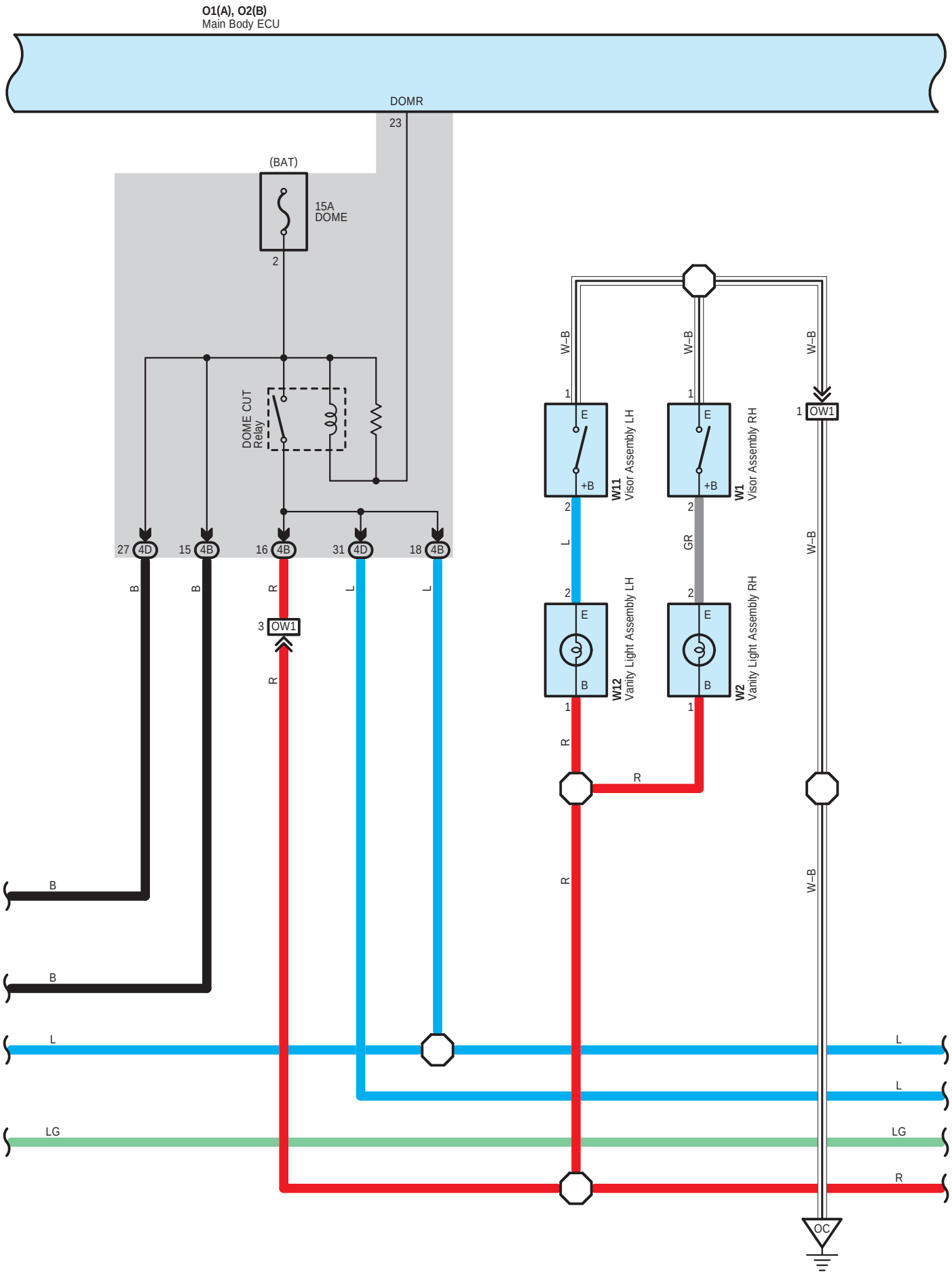
O1(A), O2(B)
Main Body ECU
DOMR
23
(BAT)
15A
DOME
2
DOME CUT
Relay
27 4D
15 4B
16 4B
31 4D
18 4B
B
B
R
L
L
3 OW1
R
W–B
W–B
W–B
1
E
+B
W11
Visor Assembly LH
2
L
2
E
B
W12
Vanity Light Assembly LH
1
R
1
E
+B
W1
Visor Assembly RH
2
GR
2
E
B
W2
Vanity Light Assembly RH
1
1 OW1
W–B
R
R
W–B
B
B
L
L
L
LG
LG
R
OC

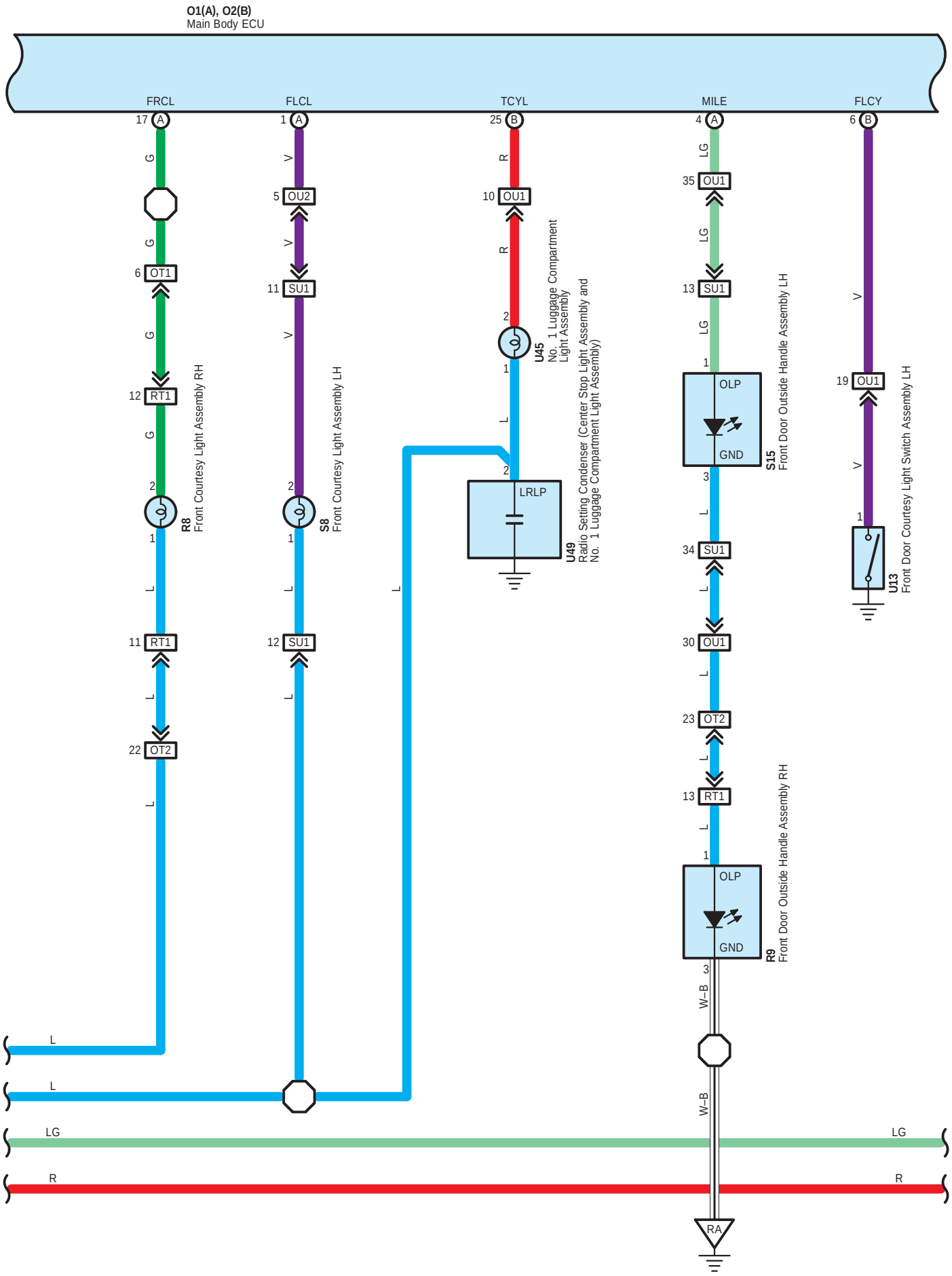
O1(A), O2(B)
Main Body ECU
FRCL
FLCL
TCYL
MILE
FLCY
17 A
1 A
25 B
4 A
6 B
G
V
R
LG
5 OU2
10 OU1
35 OU1
6 OT1
11 SU1
13 SU1
12 RT1
19 OU1
2
1
L
R8
Front Courtesy Light Assembly RH
S8
Front Courtesy Light Assembly LH
U45
No. 1 Luggage Compartment Light Assembly
LRLP
U49
Radio Setting Condenser (Center Stop Light Assembly and No. 1 Luggage Compartment Light Assembly)
OLP
GND
S15
Front Door Outside Handle Assembly LH
U13
Front Door Courtesy Light Switch Assembly LH
34 SU1
11 RT1
12 SU1
30 OU1
22 OT2
23 OT2
13 RT1
R9
Front Door Outside Handle Assembly RH
W–B
RA

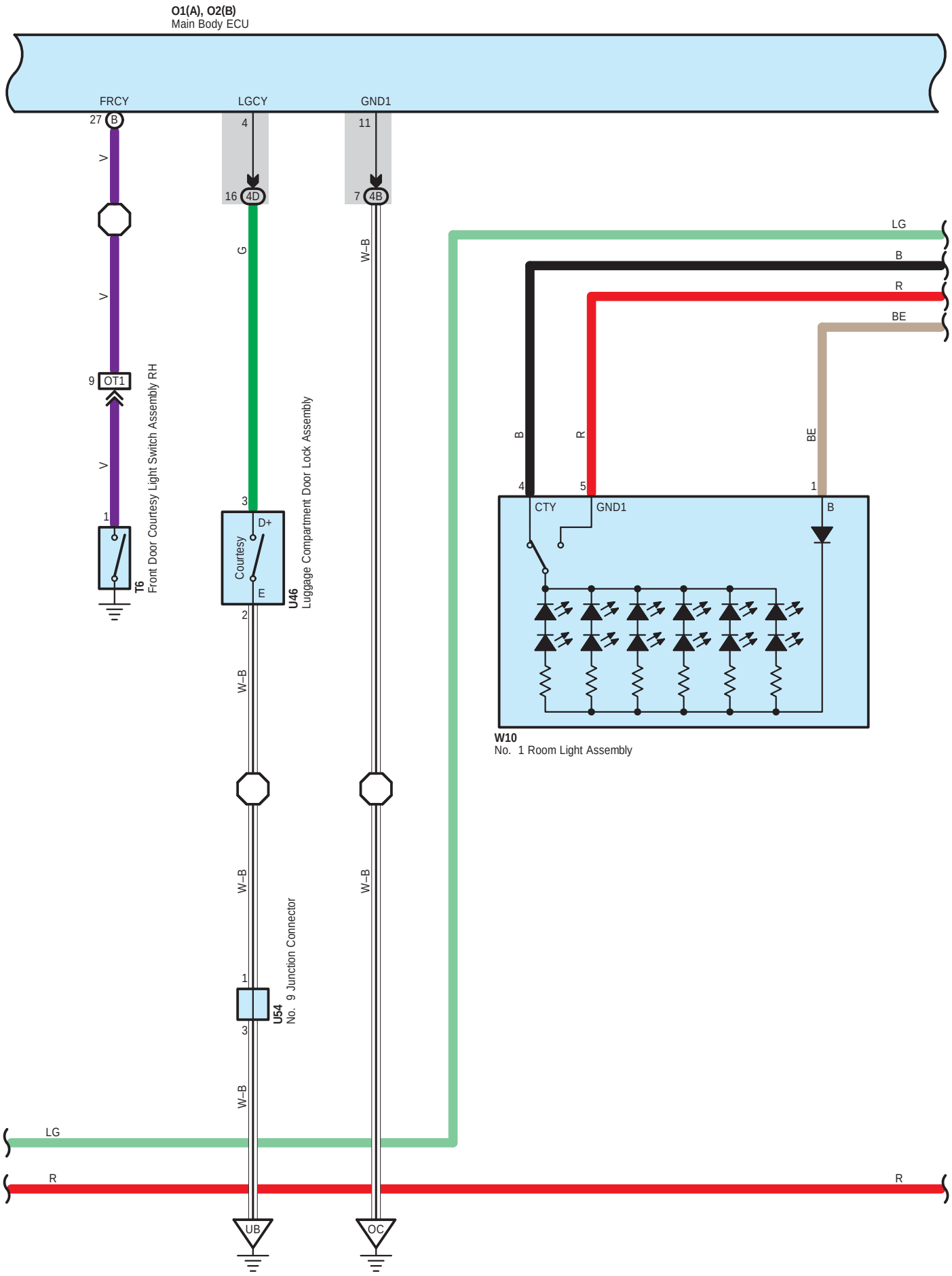
O1(A), O2(B)
Main Body ECU
FRCY
LGCY
GND1
27 B
4
11
16 4D
7 4B
V
V
V
G
W–B
9 OT1
1
T6
Front Door Courtesy Light Switch Assembly RH
3
D+
Courtesy
E
2
U46
Luggage Compartment Door Lock Assembly
W–B
W–B
W–B
1
3
U54
No. 9 Junction Connector
W–B
LG
R
UB
OC
LG
B
R
BE
B
R
BE
4
5
1
CTY
GND1
B
W10
No. 1 Room Light Assembly

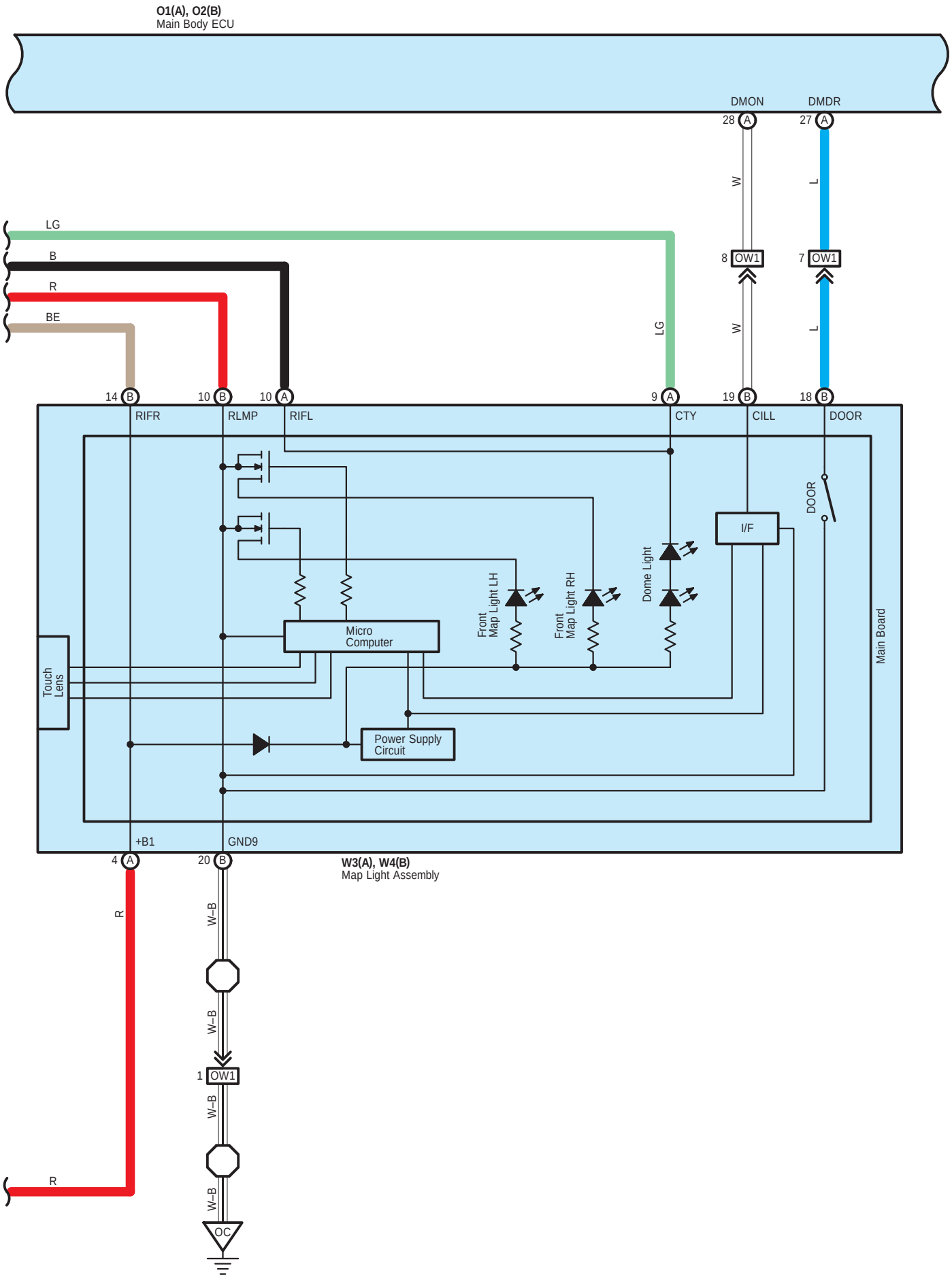
O1(A), O2(B)
Main Body ECU
DMON
DMDR
28 A
27 A
W
L
LG
B
R
BE
8 OW1
7 OW1
LG
W
L
14 B
10 B
10 A
9 A
19 B
18 B
RIFR
RLMP
RIFL
CTY
CILL
DOOR
DOOR
I/F
Dome Light
Front Map Light LH
Front Map Light RH
Micro Computer
Touch Lens
Power Supply Circuit
Main Board
+B1
GND9
4 A
20 B
W3(A), W4(B)
Map Light Assembly
R
W–B
W–B
1 OW1
W–B
R
W–B
OC

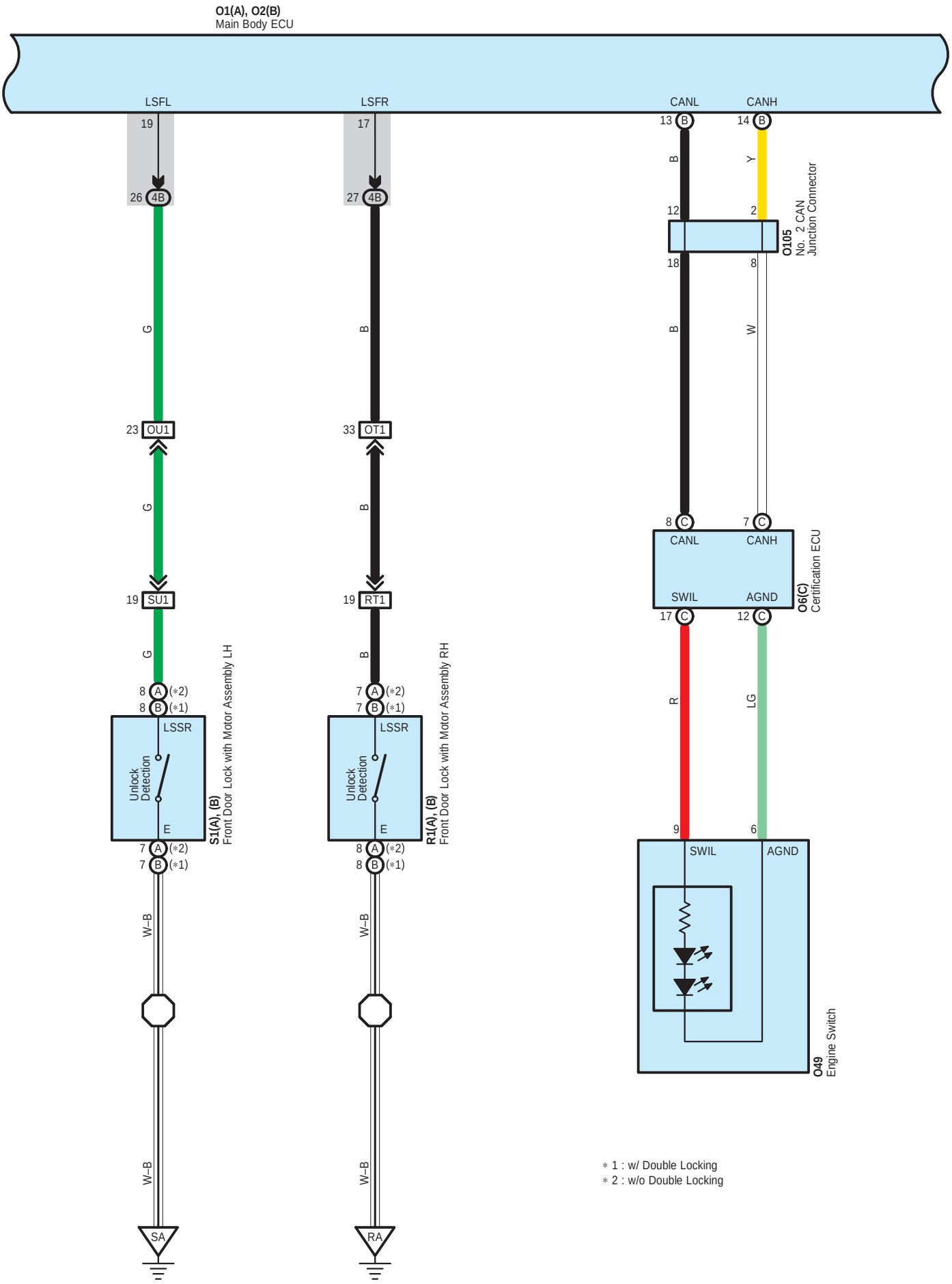
O1(A), O2(B)
Main Body ECU
LSFL
LSFR
CANL
CANH
19
26 4B
17
27 4B
13 B
14 B
B
Y
12
2
O105
No. 2 CAN
Junction Connector
18
8
B
W
G
B
23 OU1
33 OT1
G
B
8 C
7 C
CANL
CANH
SWIL
AGND
O6(C)
Certification ECU
19 SU1
19 RT1
17 C
12 C
G
B
R
LG
8 A (*2)
8 B (*1)
7 A (*2)
7 B (*1)
LSSR
Unlock
Detection
E
S1(A), (B)
Front Door Lock with Motor Assembly LH
R1(A), (B)
Front Door Lock with Motor Assembly RH
9
6
SWIL
AGND
O49
Engine Switch
W–B
SA
RA
* 1 : w/ Double Locking
* 2 : w/o Double Locking

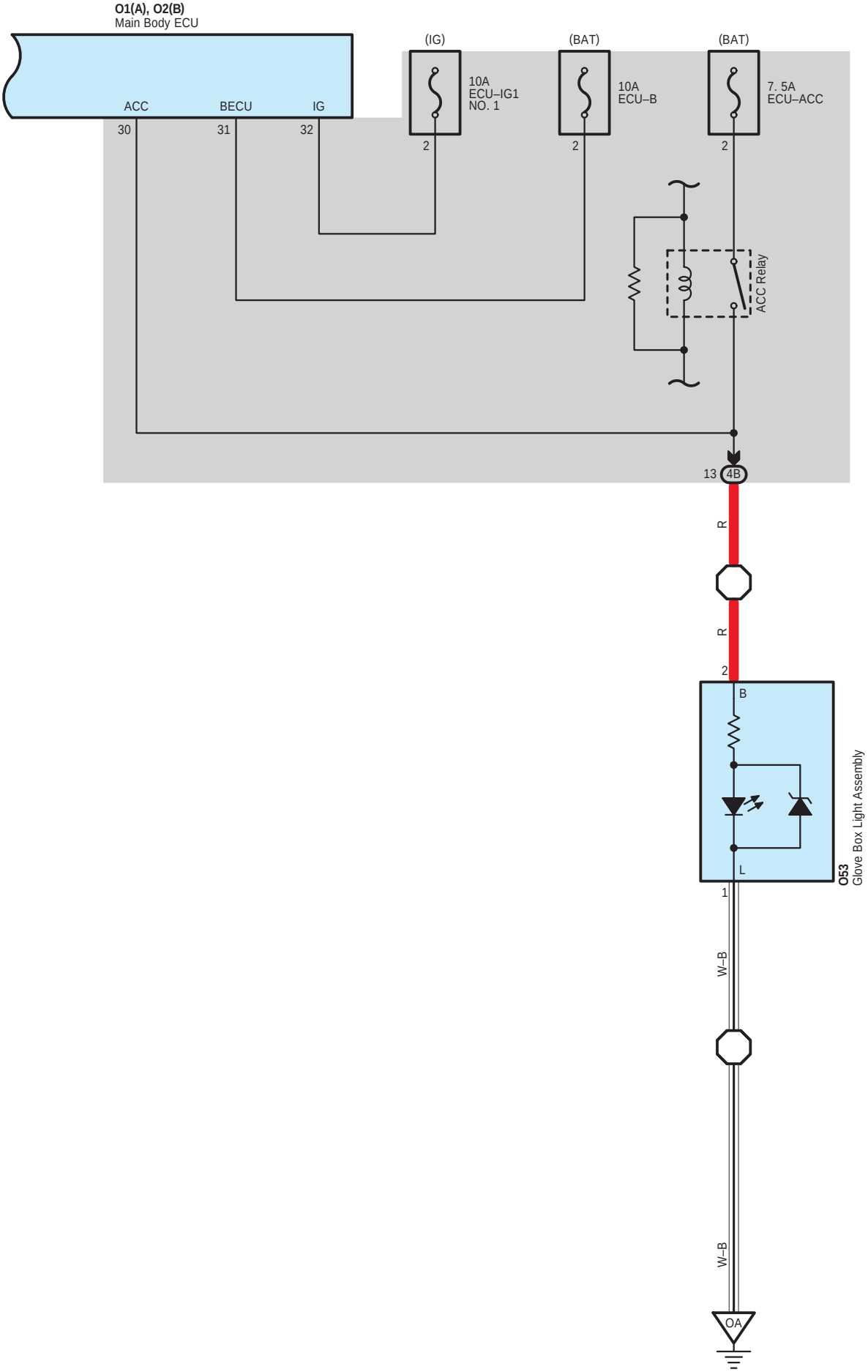
O1(A), O2(B)
Main Body ECU
ACC
BECU
IG
30
31
32
(IG)
(BAT)
(BAT)
10A
ECU–IG1
NO. 1
10A
ECU–B
7. 5A
ECU–ACC
2
2
2
ACC Relay
13
4B
R
R
2
B
L
1
O53
Glove Box Light Assembly
W–B
W–B
OA

A81
White

90980-11148

O1
White

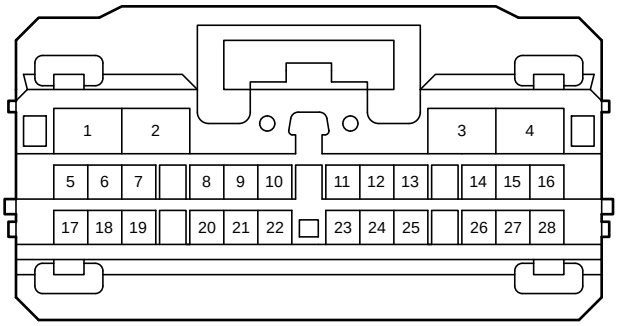

90980-12908

O2
White

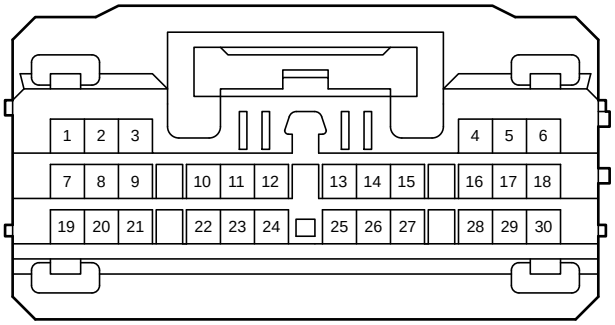

90980-12909

O6
Black

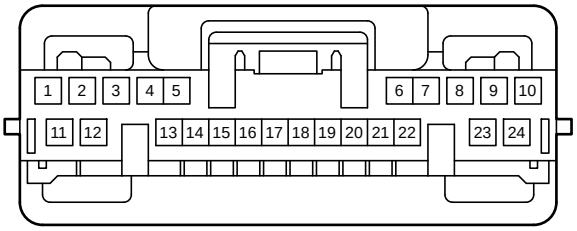

90980-12A42

O49
Black

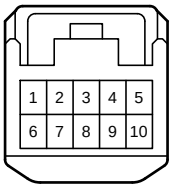

90980-12368

O53
White

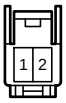

90980-11918

O105
White

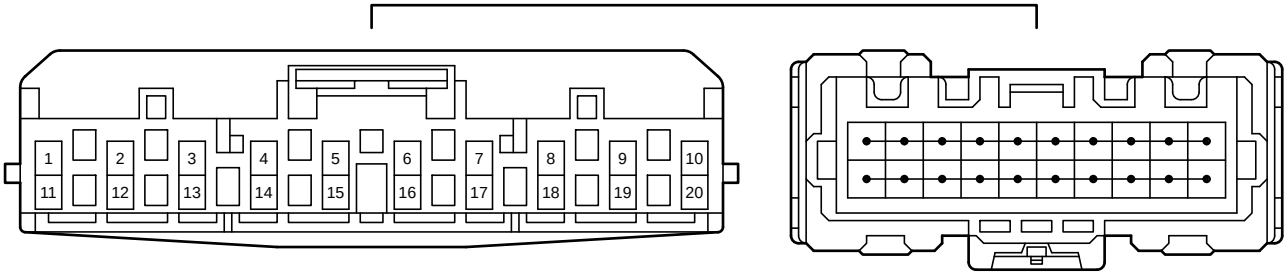

90980-12A58

O140
White

90980-11148

R1
White

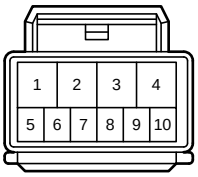

90980-12226

R6
White

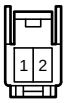

90980-11918

R8
White

90980-11148

R9
Gray

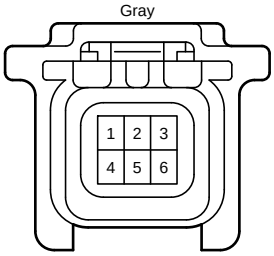

90980-12790

S1
White

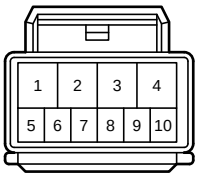

90980-12226

S6
White

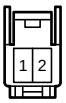

90980-11918

S8
White

90980-11148

S15
Gray

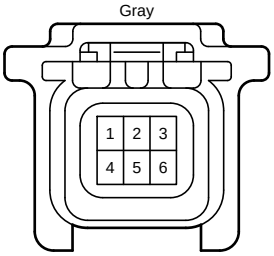

90980-12790

T6
Black

90980-10871

U13
Black

90980-10871

U45
White

90980-11148

U46
Black



90980-10908

U49
Black

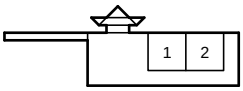

U54
Black

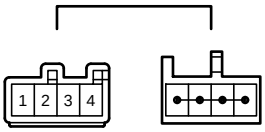

90980-11398

W1
White

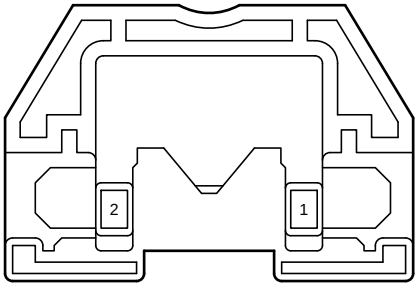

90980-12322

W2
Gray

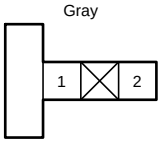

W3
White

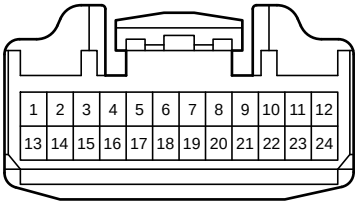

90980-12554

W4
White

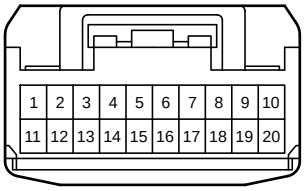

90980-12460

W10
White

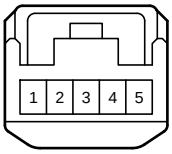

90980-12366

W11
White

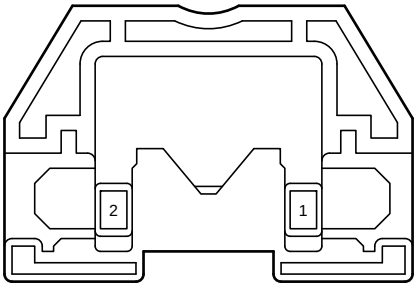

90980-12322

W12
Gray

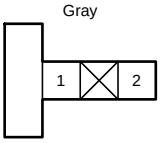

4B
White

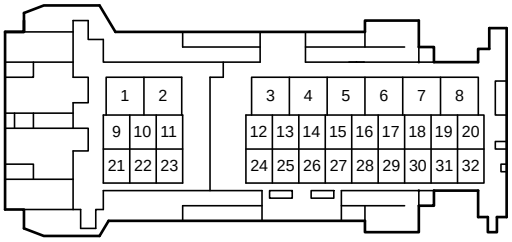

90980-12A48

4D
White

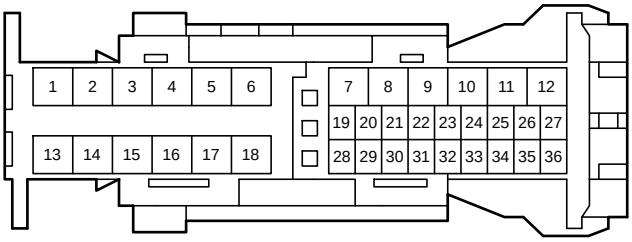

90980-12944

OA2
White

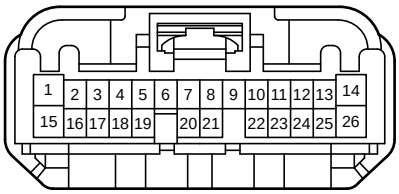

82824-24090

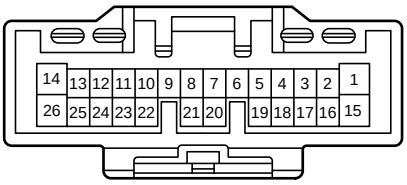

82824-24080

OT1
White

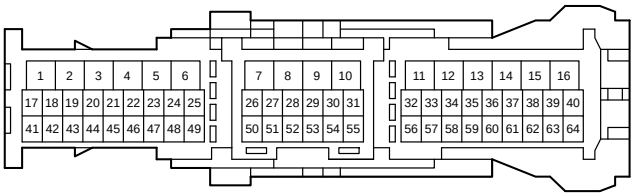

90980-12774

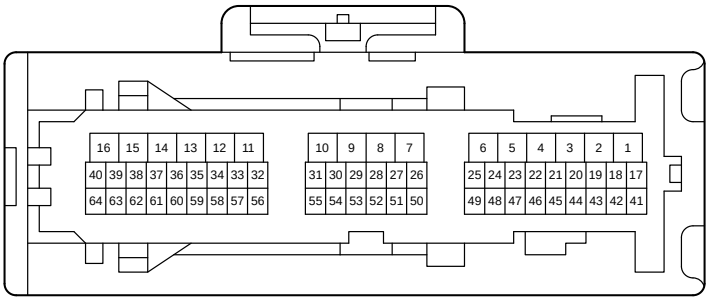

90980-12798

OT2
White

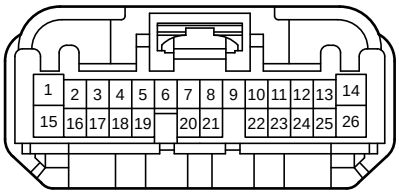

82824-24090

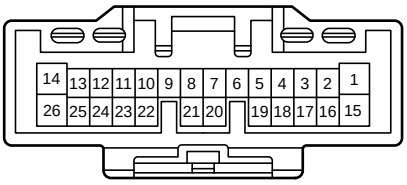

82824-24080

OU1
White

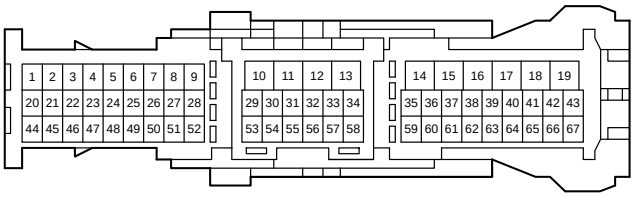

90980-12783

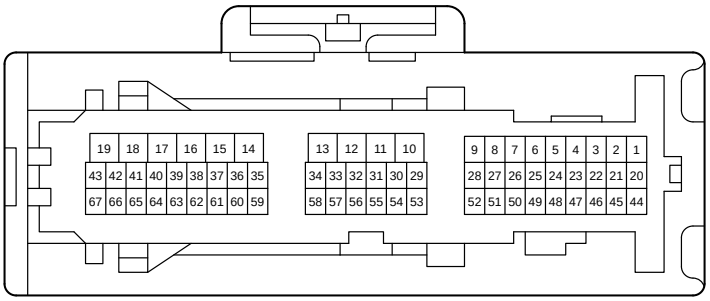

90980-12800

OU2
White

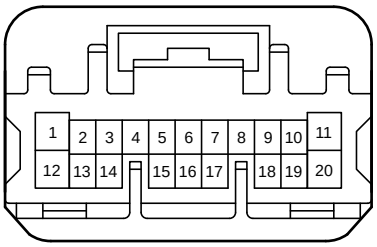

90980-12741

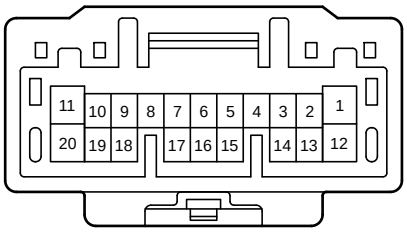

90980-12740

OW1
White

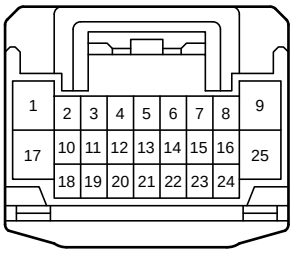

90980-12414

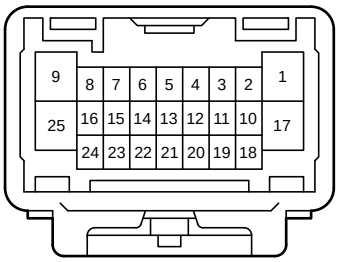

90980-12413

OW2
White

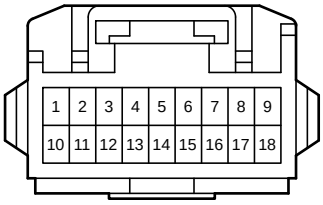

82824-53070

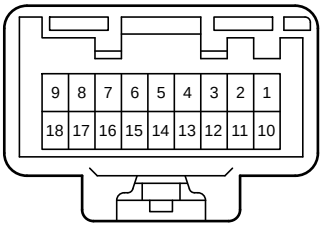

82824-53060

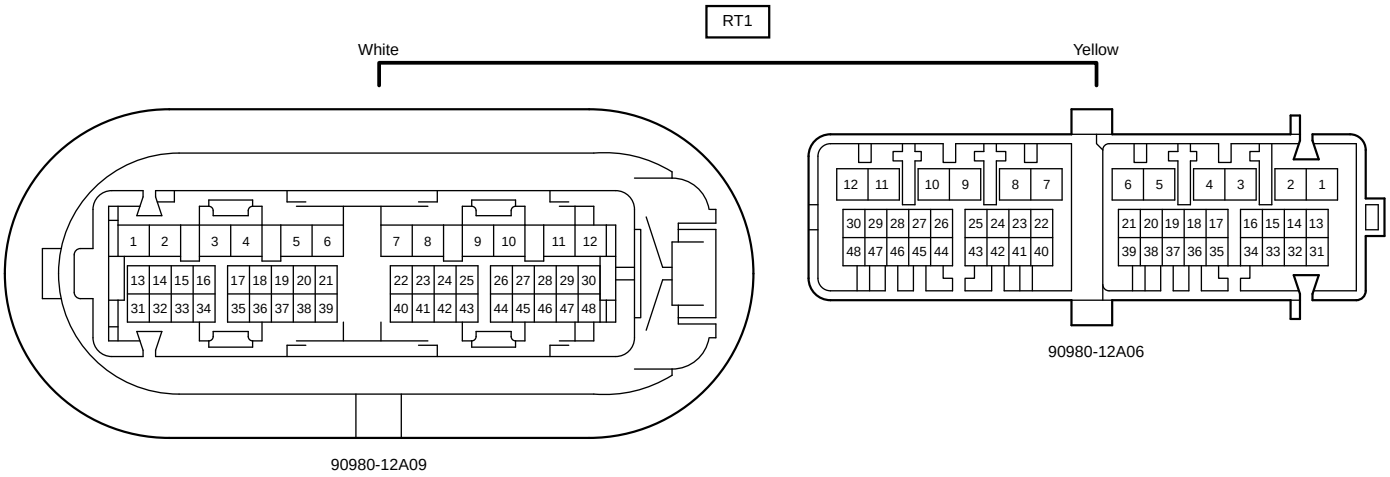
RT1
White
Yellow
90980-12A09
90980-12A06

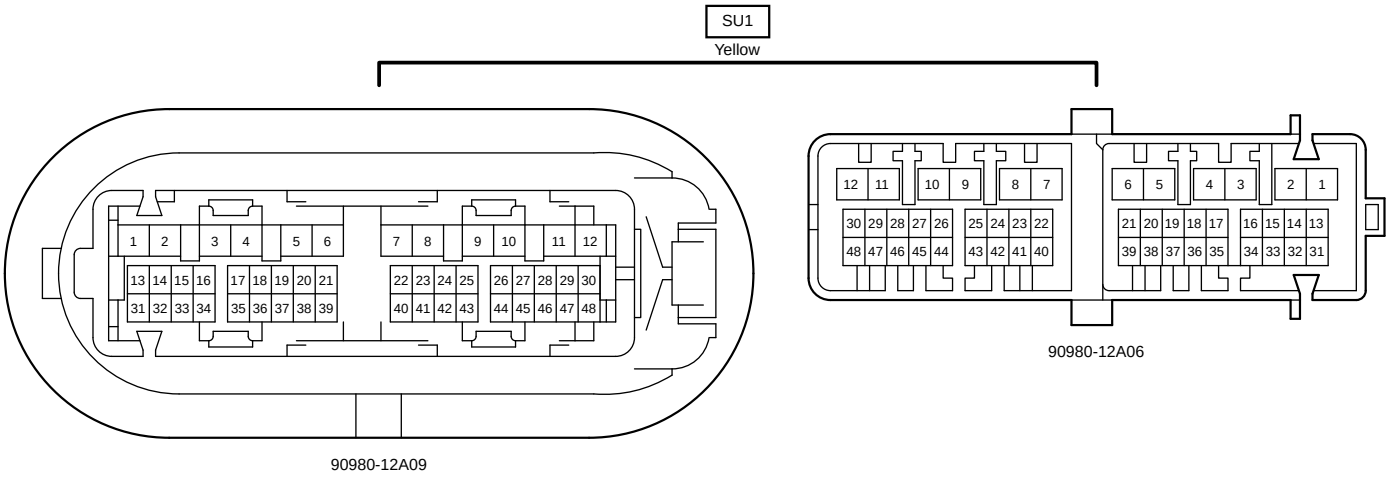
SU1
Yellow
90980-12A09
90980-12A06