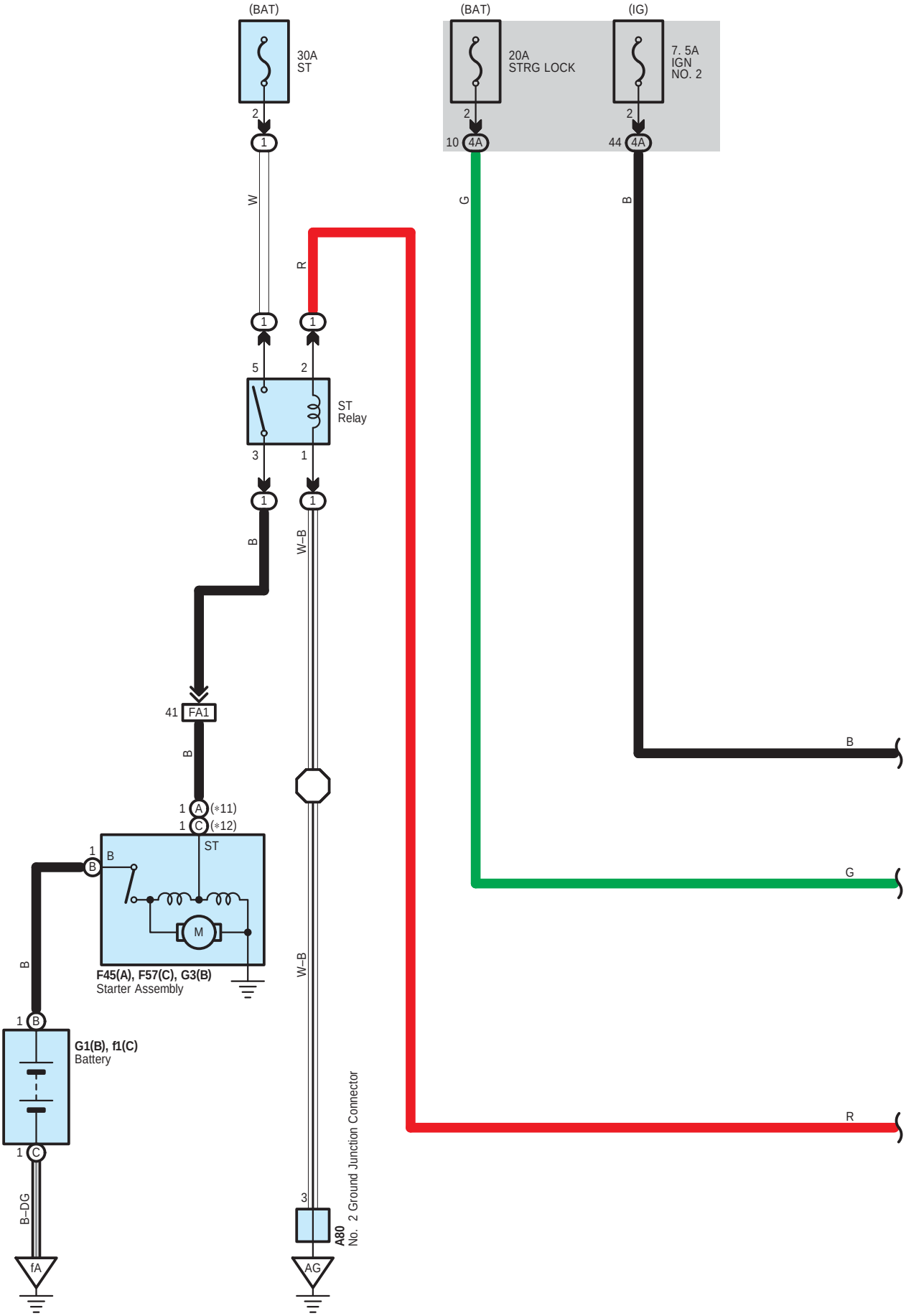
(BAT)
30A
ST
(BAT)
20A
STRG LOCK
(IG)
7. 5A
IGN
NO. 2
2
1
W
R
10
4A
44
G
B
5
2
ST
Relay
3
1
B
W–B
41
FA1
1
A
(*11)
C
(*12)
ST
M
F45(A), F57(C), G3(B)
Starter Assembly
G1(B), f1(C)
Battery
B–DG
fA
3
A80
No. 2 Ground Junction Connector
AG

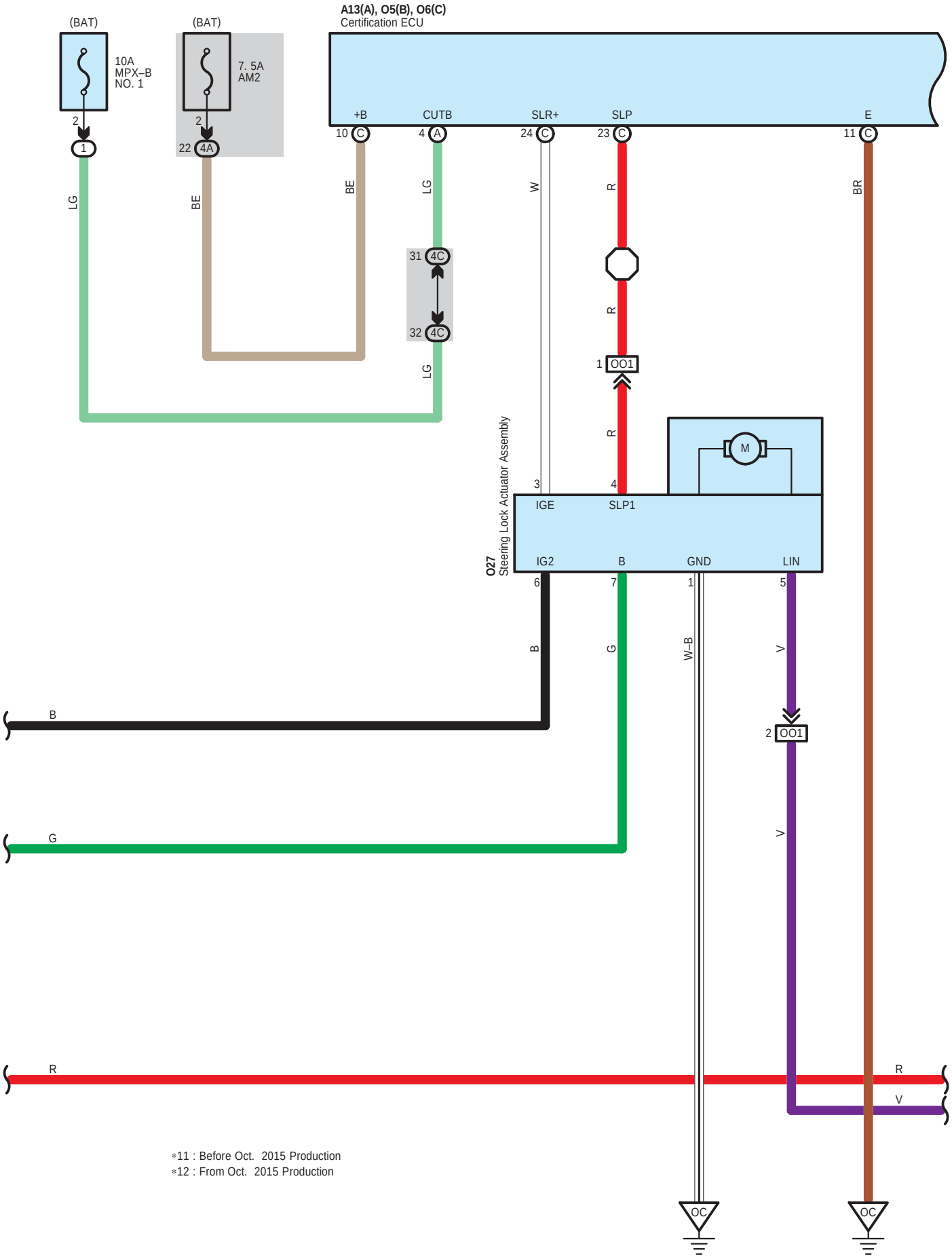

∗11 : Before Oct. 2015 Production
∗12 : From Oct. 2015 Production

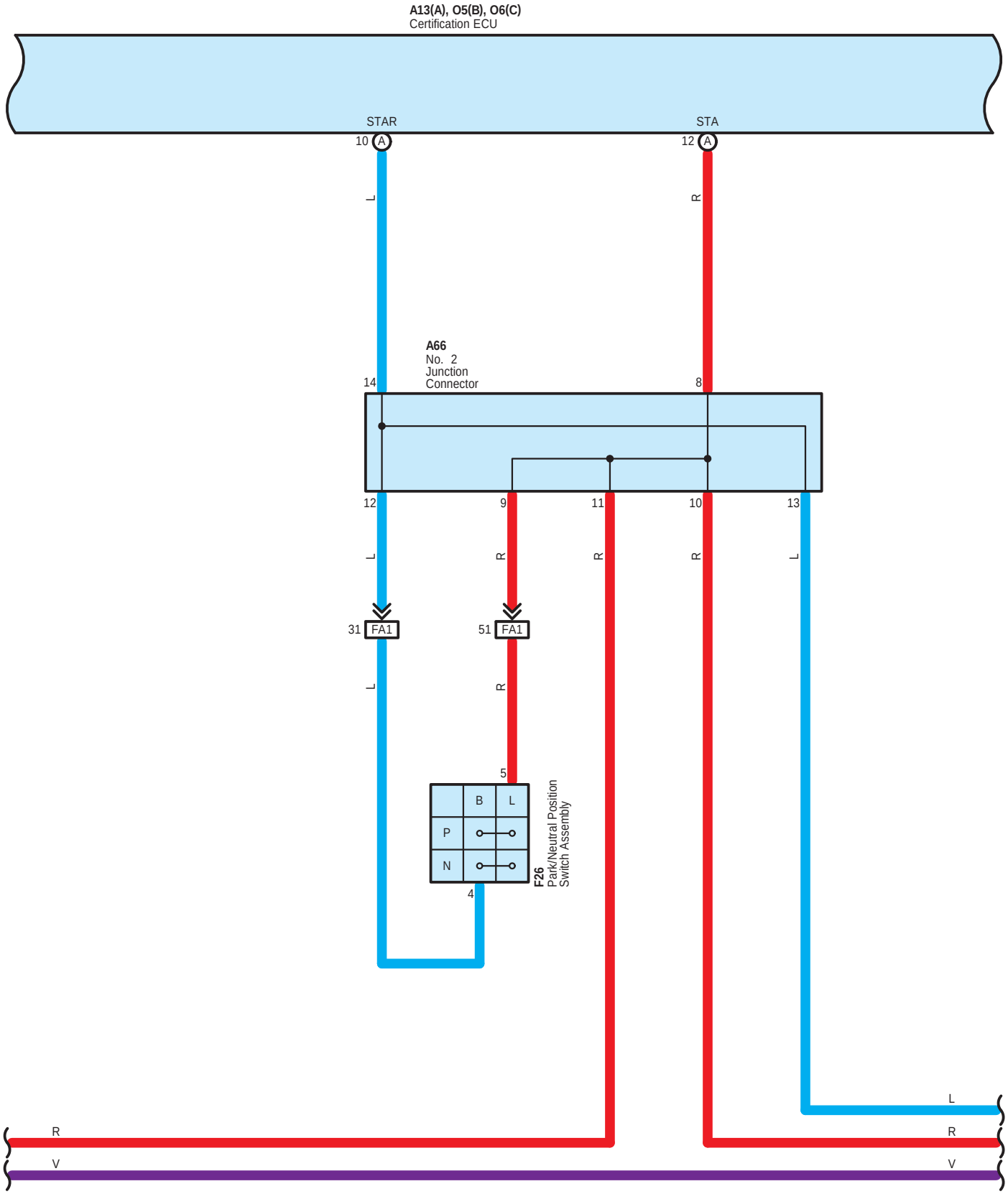
A13(A), O5(B), O6(C)
Certification ECU
STAR
STA
10 A
12 A
L
R
A66
No. 2
Junction
Connector
14
8
12
9
11
10
13
L
R
R
R
L
31 FA1
51 FA1
L
R
5
B
L
P
N
4
F26
Park/Neutral Position
Switch Assembly
L
R
R
V
V

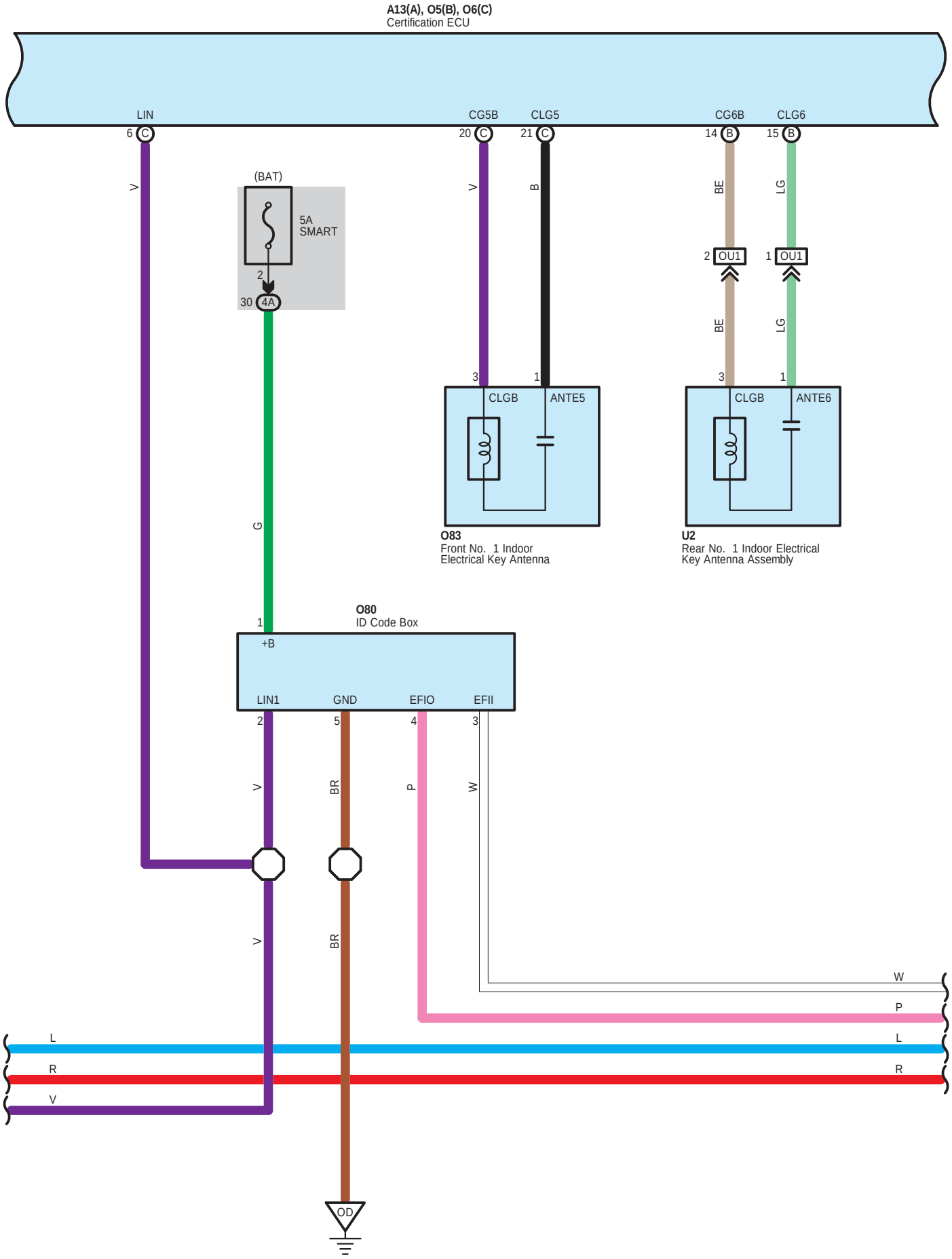
A13(A), O5(B), O6(C)
Certification ECU
LIN
6 C
CG5B
20 C
CLG5
21 C
CG6B
14 B
CLG6
15 B
V
(BAT)
5A
SMART
2
30 4A
V
B
BE
LG
2 OU1
1 OU1
BE
LG
3
1
CLGB
ANTE5
3
1
CLGB
ANTE6
G
O83
Front No. 1 Indoor
Electrical Key Antenna
U2
Rear No. 1 Indoor Electrical
Key Antenna Assembly
O80
ID Code Box
1
+B
LIN1
GND
EFIO
EFII
2
5
4
3
V
BR
P
W
V
BR
W
P
L
L
R
R
V
OD

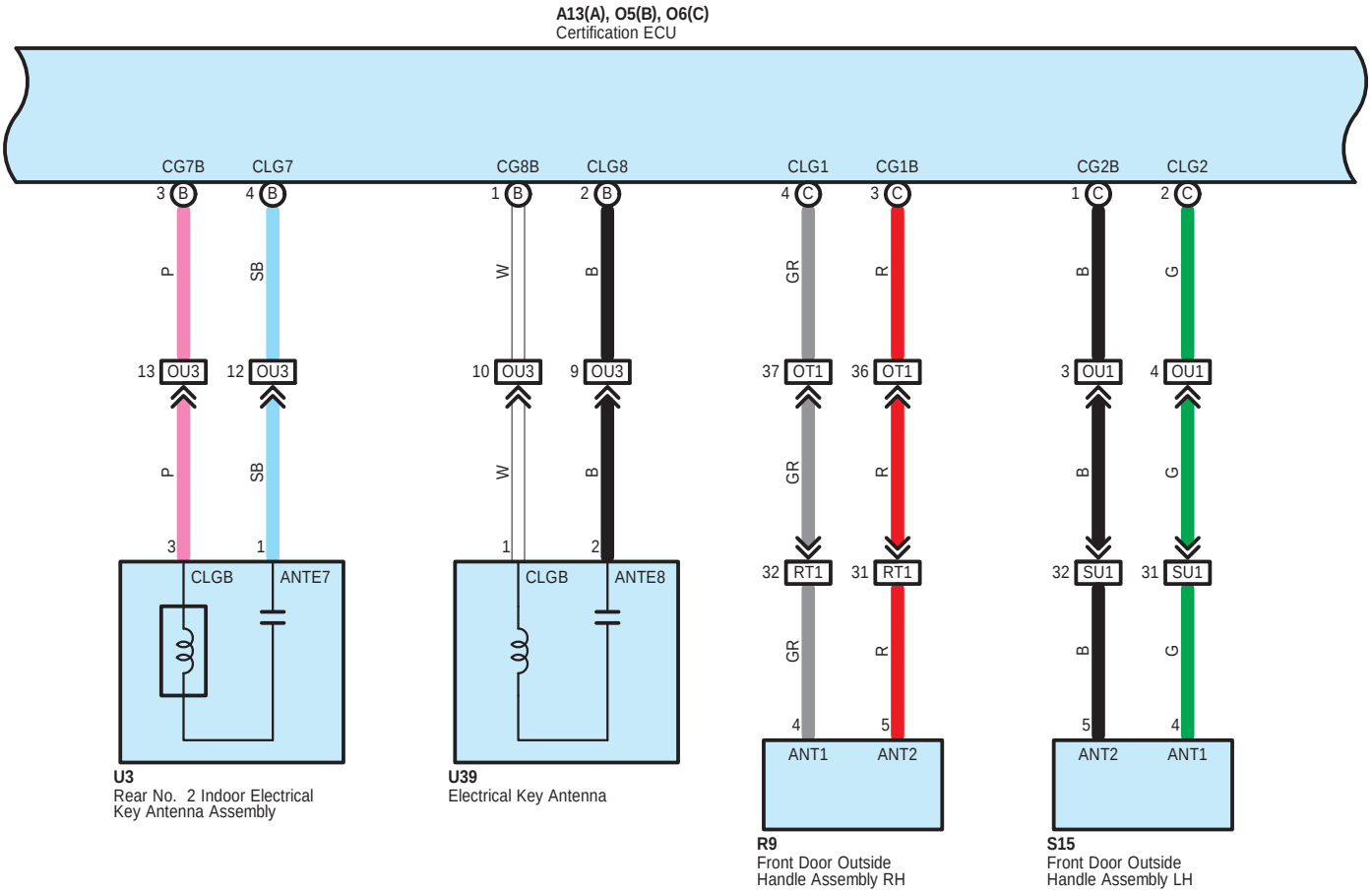
A13(A), O5(B), O6(C)
Certification ECU
CG7B
CLG7
CG8B
CLG8
CLG1
CG1B
CG2B
CLG2
3 B
4 B
1 B
2 B
4 C
3 C
1 C
2 C
P
SB
W
B
GR
R
B
G
13 OU3
12 OU3
10 OU3
9 OU3
37 OT1
36 OT1
3 OU1
4 OU1
P
SB
W
B
GR
R
B
G
3
1
1
2
32 RT1
31 RT1
32 SU1
31 SU1
CLGB
ANTE7
CLGB
ANTE8
GR
R
B
G
4
5
5
4
ANT1
ANT2
ANT2
ANT1
U3
Rear No. 2 Indoor Electrical
Key Antenna Assembly
U39
Electrical Key Antenna
R9
Front Door Outside
Handle Assembly RH
S15
Front Door Outside
Handle Assembly LH

W
W
P
P
L
L
R
R

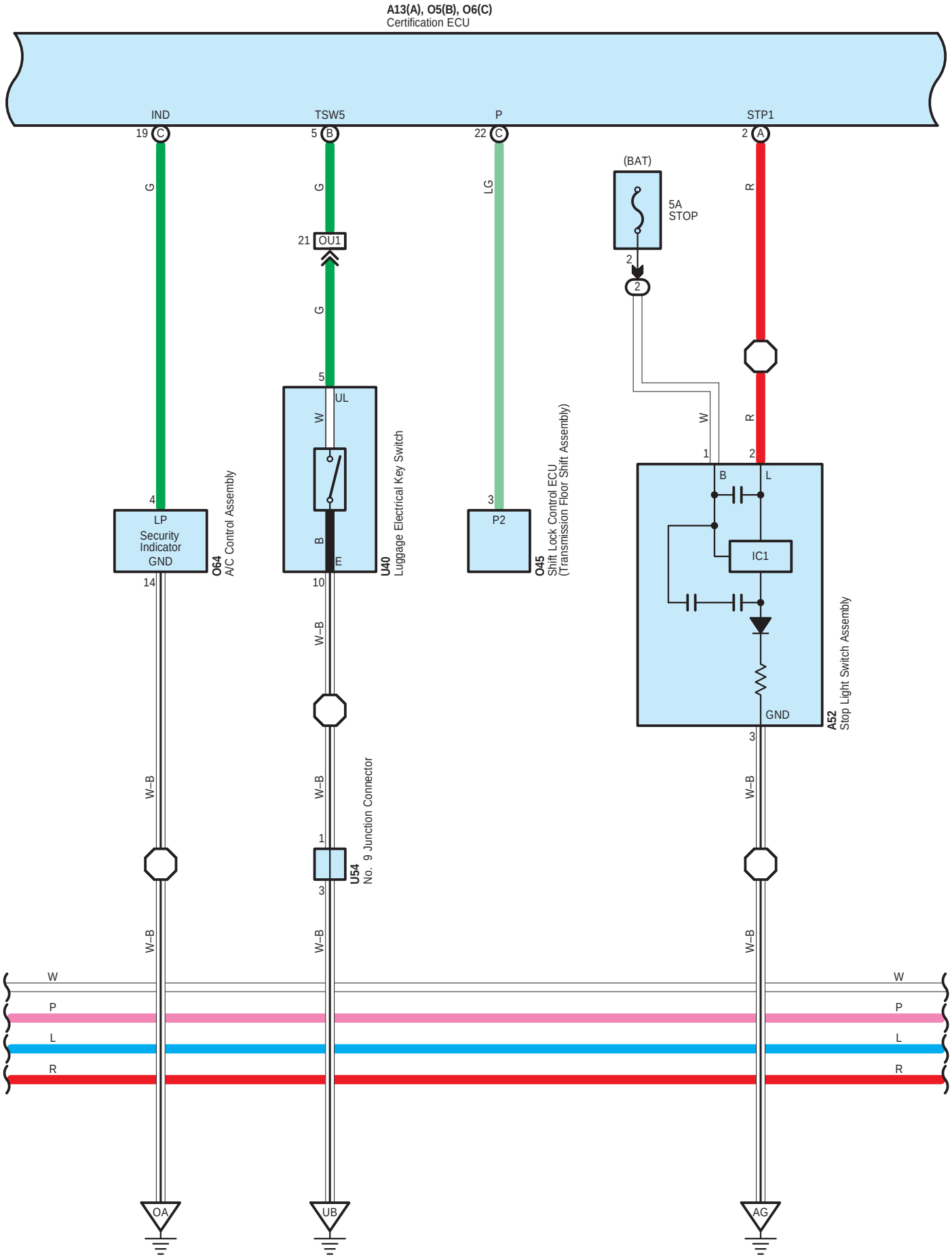
A13(A), O5(B), O6(C)
Certification ECU
IND
TSW5
P
STP1
19 C
5 B
22 C
2 A
G
G
LG
R
(BAT)
5A
STOP
21 OU1
G
5
UL
W
B
E
U40
Luggage Electrical Key Switch
4
LP
Security
Indicator
GND
O64
A/C Control Assembly
14
10
W–B
3
P2
O45
Shift Lock Control ECU
(Transmission Floor Shift Assembly)
W
R
1
2
B
L
IC1
GND
A52
Stop Light Switch Assembly
3
W–B
1
U54
No. 9 Junction Connector
3
W–B
W
P
L
R
OA
UB
AG

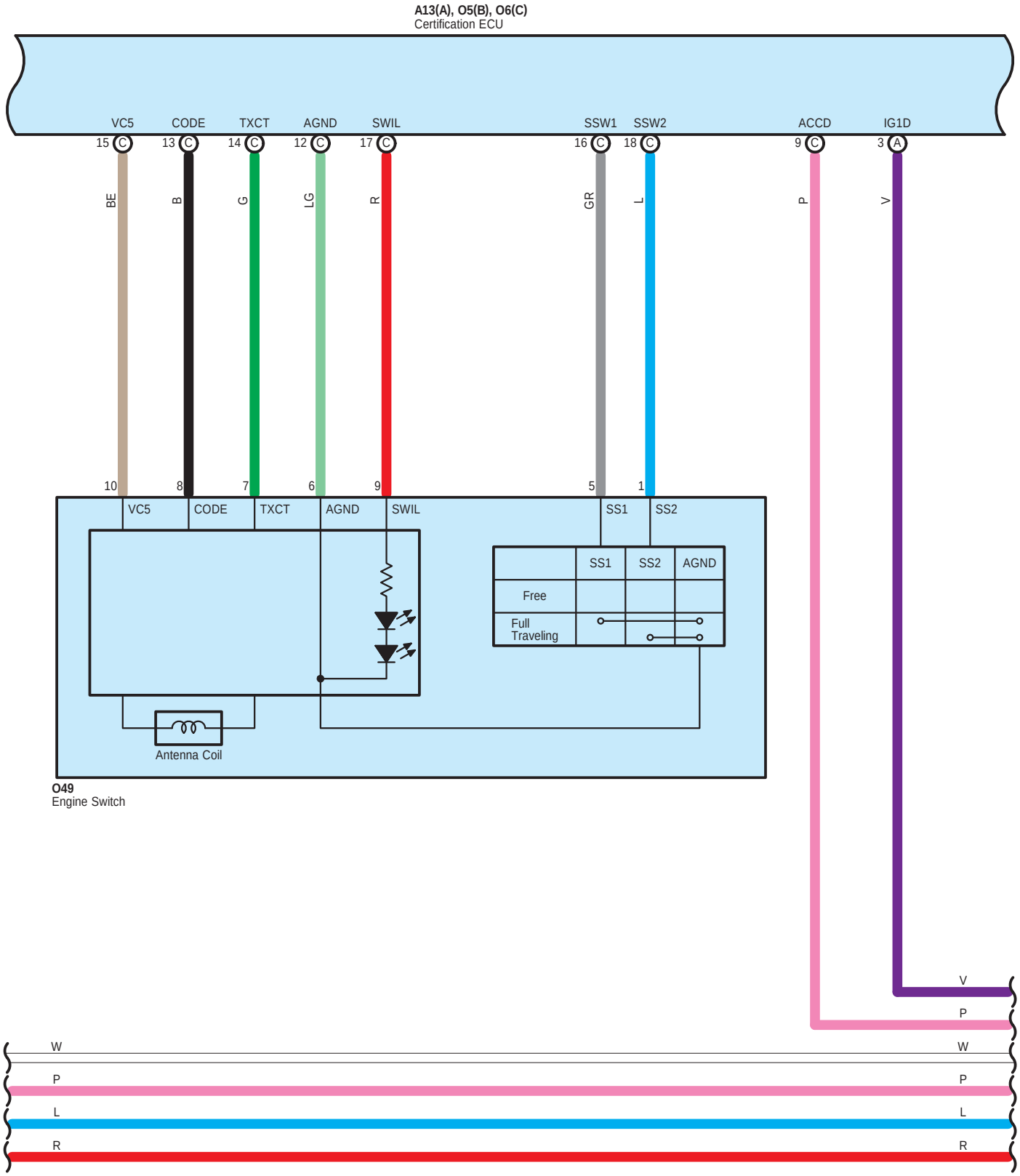
A13(A), O5(B), O6(C)
Certification ECU
VC5
CODE
TXCT
AGND
SWIL
SSW1
SSW2
ACCD
IG1D
15 C
13 C
14 C
12 C
17 C
16 C
18 C
9 C
3 A
BE
B
G
LG
R
GR
L
P
V
10
8
7
6
9
5
1
VC5
CODE
TXCT
AGND
SWIL
SS1
SS2
SS1
SS2
AGND
Free
Full Traveling
Antenna Coil
O49
Engine Switch
V
P
W
W
P
P
L
L
R
R

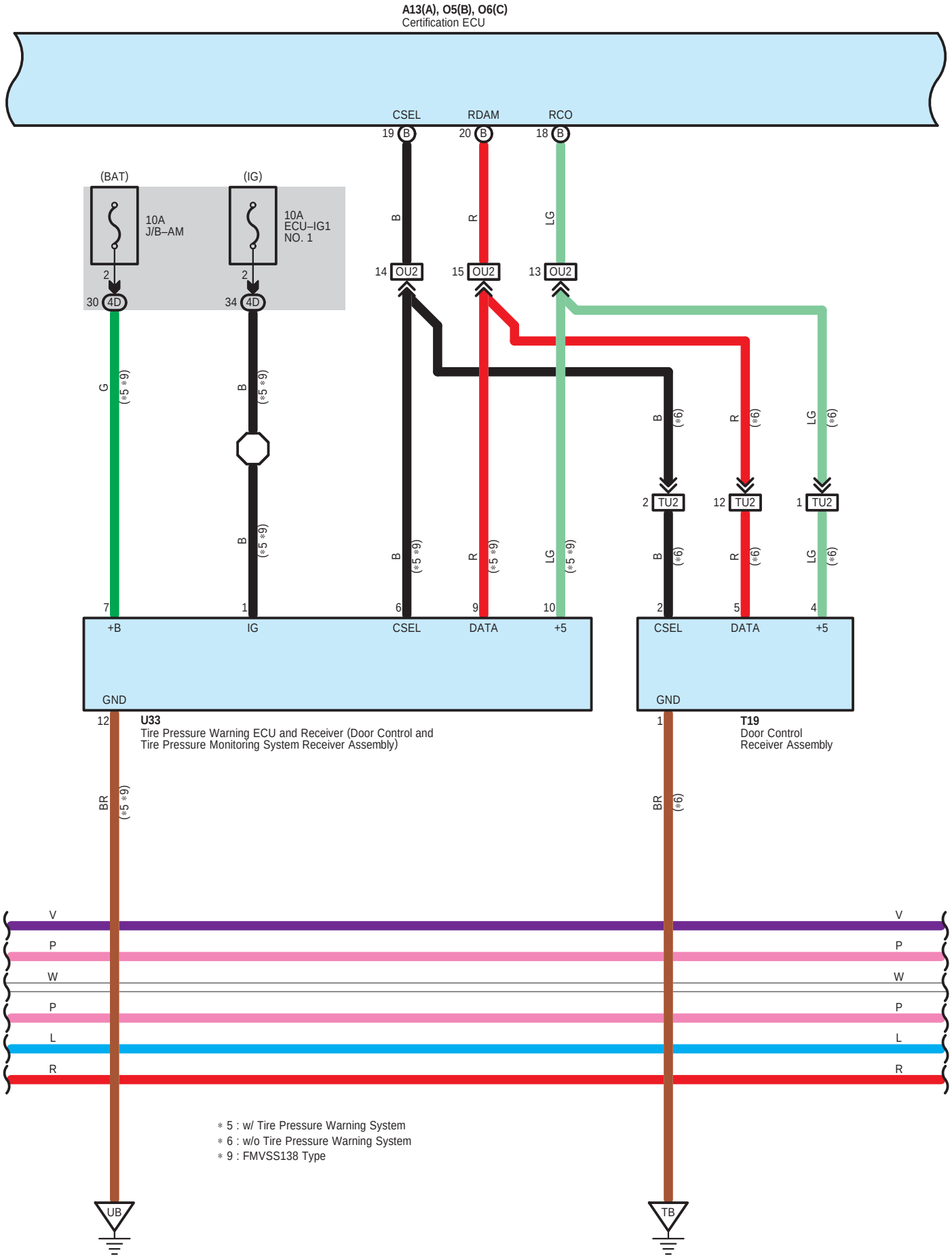
A13(A), O5(B), O6(C)
Certification ECU
CSEL
RDAM
RCO
19 B
20 B
18 B
(BAT)
(IG)
10A
J/B–AM
10A
ECU–IG1
NO. 1
2
30 4D
34 4D
14 OU2
15 OU2
13 OU2
2 TU2
12 TU2
1 TU2
7
1
6
9
10
2
5
4
+B
IG
CSEL
DATA
+5
CSEL
DATA
+5
GND
GND
12
1
U33
Tire Pressure Warning ECU and Receiver (Door Control and
Tire Pressure Monitoring System Receiver Assembly)
T19
Door Control
Receiver Assembly
UB
TB
∗ 5 : w/ Tire Pressure Warning System
∗ 6 : w/o Tire Pressure Warning System
∗ 9 : FMVSS138 Type

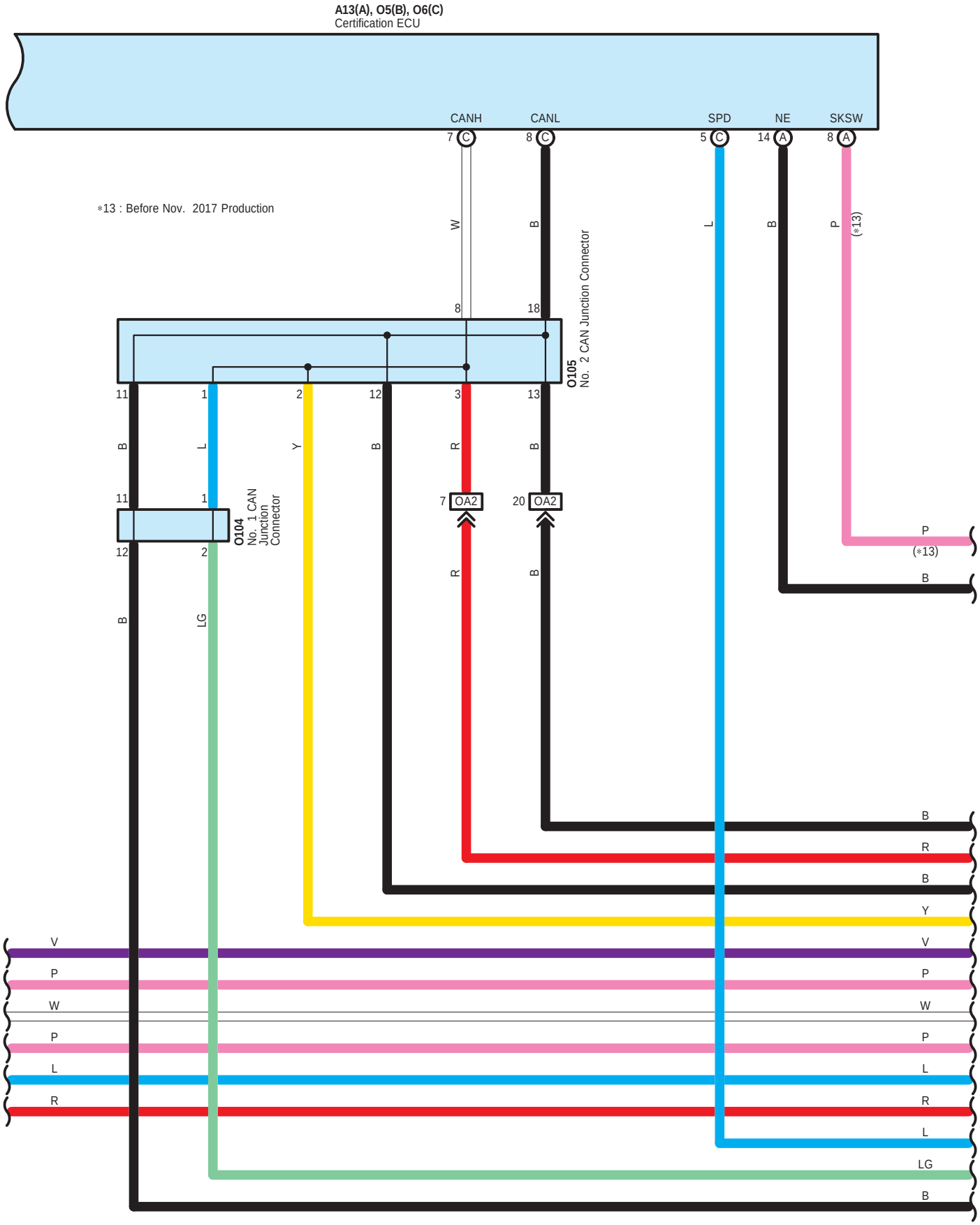
A13(A), O5(B), O6(C)
Certification ECU
CANH
CANL
SPD
NE
SKSW
7 C
8 C
5 C
14 A
8 A
*13 : Before Nov. 2017 Production
W
B
L
B
P
(*13)
8
18
O105
No. 2 CAN Junction Connector
11
1
2
12
3
13
B
L
Y
B
R
B
11
1
7 OA2
20 OA2
O104
No. 1 CAN
Junction
Connector
12
2
R
B
P
(*13)
B
B
LG
B
R
B
Y
V
V
P
P
W
W
P
P
L
L
R
R
L
LG
B

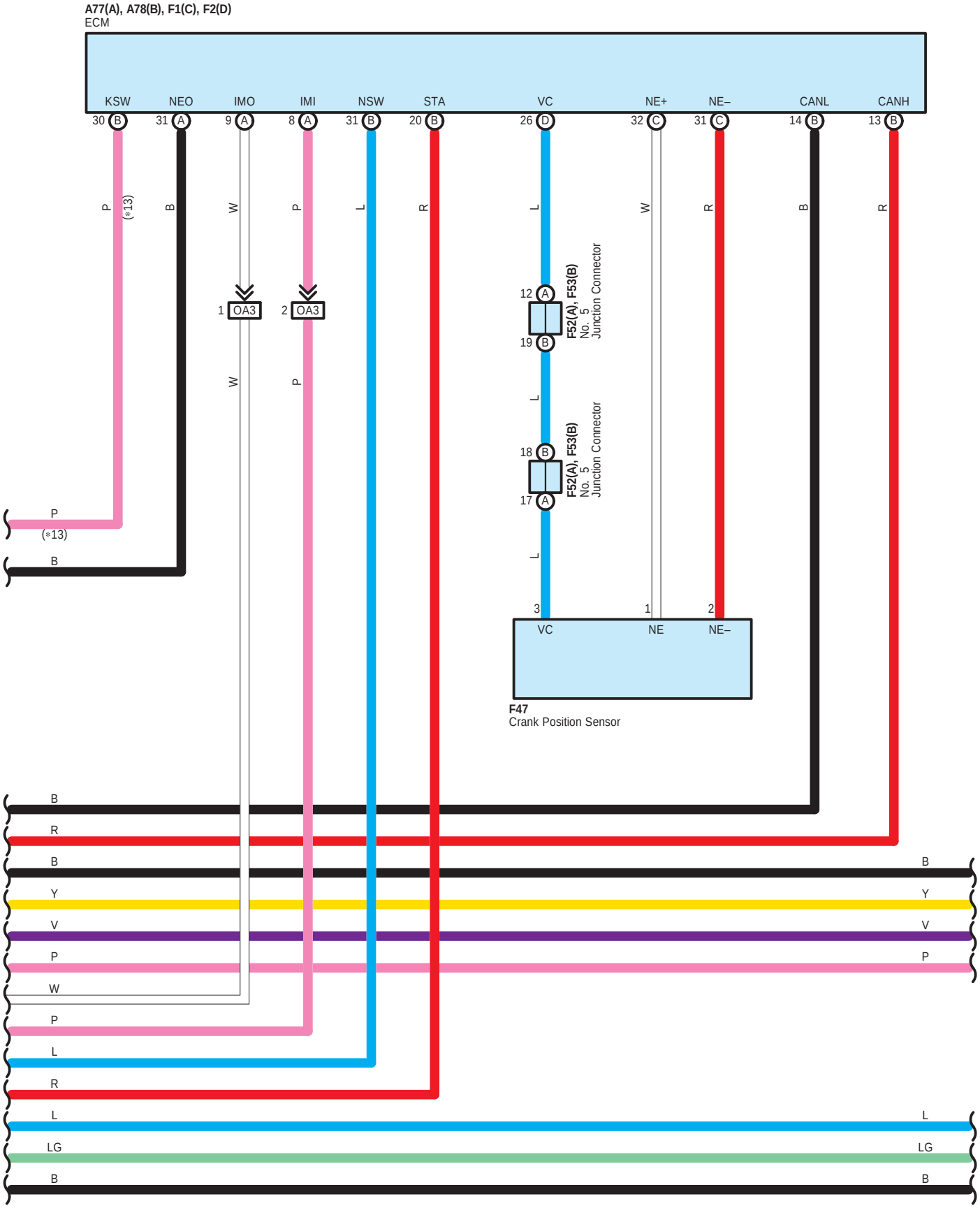
A77(A), A78(B), F1(C), F2(D)
ECM
KSW
NEO
IMO
IMI
NSW
STA
VC
NE+
NE–
CANL
CANH
30 B
31 A
9 A
8 A
31 B
20 B
26 D
32 C
31 C
14 B
13 B
P
(*13)
B
W
P
L
R
L
W
R
B
R
1 OA3
2 OA3
12 A
19 B
F52(A), F53(B)
No. 5
Junction Connector
18 B
17 A
3
1
2
VC
NE
NE–
F47
Crank Position Sensor
Y
V
LG

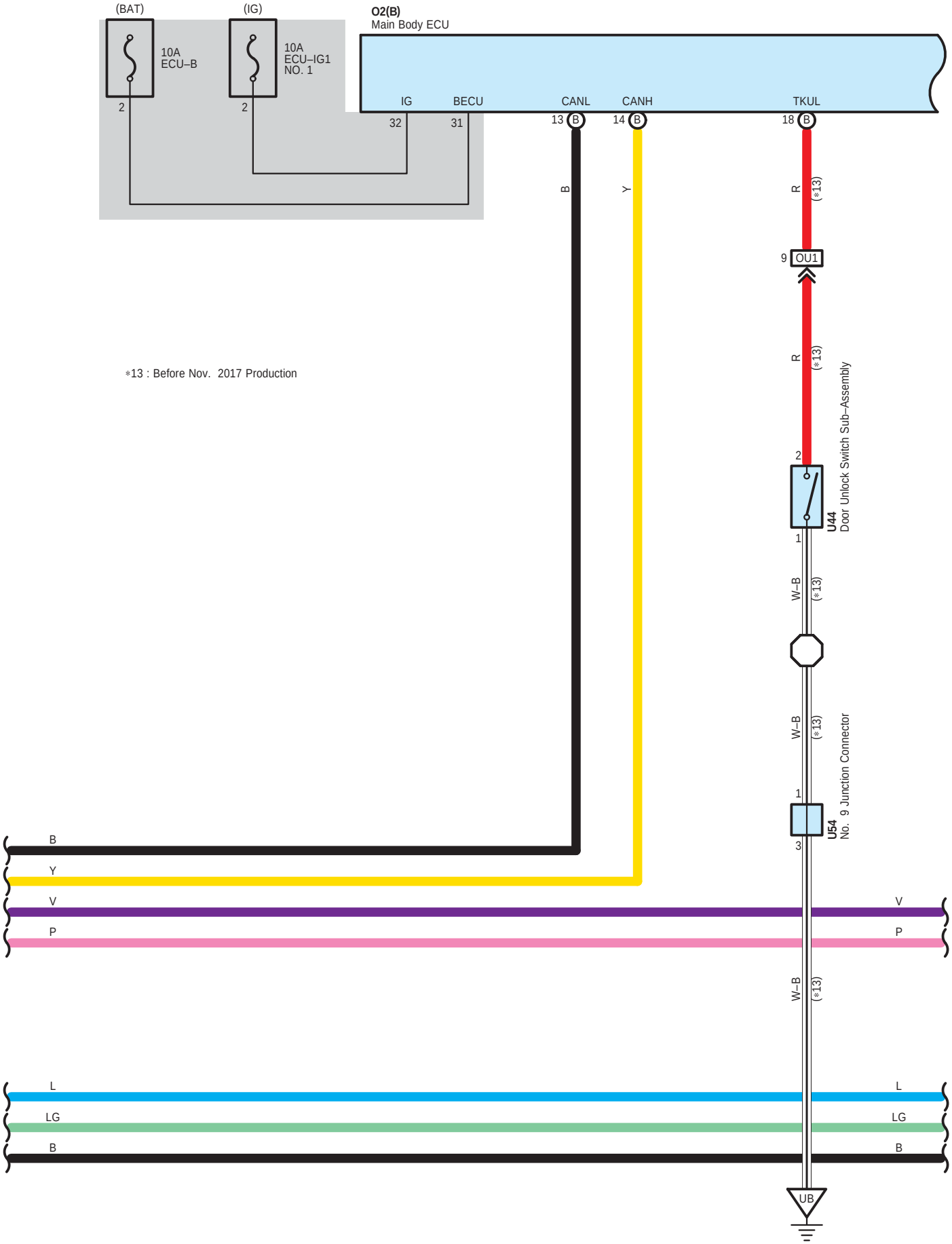
(BAT)
(IG)
10A
ECU–B
10A
ECU–IG1
NO. 1
2
2
O2(B)
Main Body ECU
IG
BECU
CANL
CANH
TKUL
32
31
13 B
14 B
18 B
B
Y
R
(*13)
9 OU1
R
(*13)
2
U44
Door Unlock Switch Sub–Assembly
1
W–B
(*13)
W–B
(*13)
1
U54
No. 9 Junction Connector
3
B
Y
V
V
P
P
W–B
(*13)
L
L
LG
LG
B
B
UB
*13 : Before Nov. 2017 Production

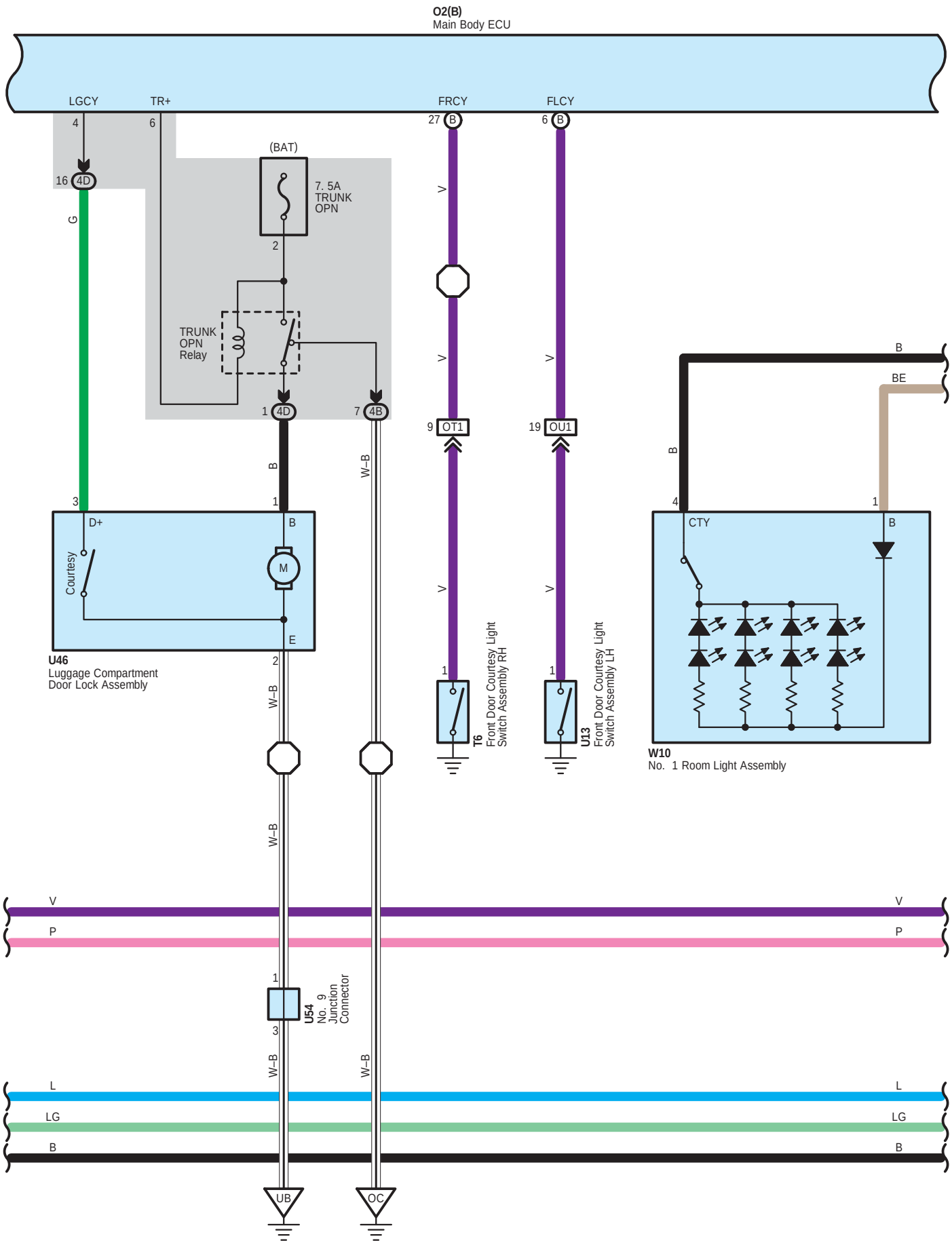
O2(B)
Main Body ECU
LGCY
TR+
FRCY
FLCY
4
6
27 B
6 B
16 4D
(BAT)
7. 5A
TRUNK
OPN
2
G
V
TRUNK
OPN
Relay
1 4D
7 4B
9 OT1
19 OU1
B
W–B
3
1
D+
B
Courtesy
M
E
U46
Luggage Compartment
Door Lock Assembly
2
W–B
T6
Front Door Courtesy Light
Switch Assembly RH
U13
Front Door Courtesy Light
Switch Assembly LH
B
BE
4
1
CTY
B
W10
No. 1 Room Light Assembly
V
P
U54
No. 9
Junction
Connector
L
LG
B
UB
OC

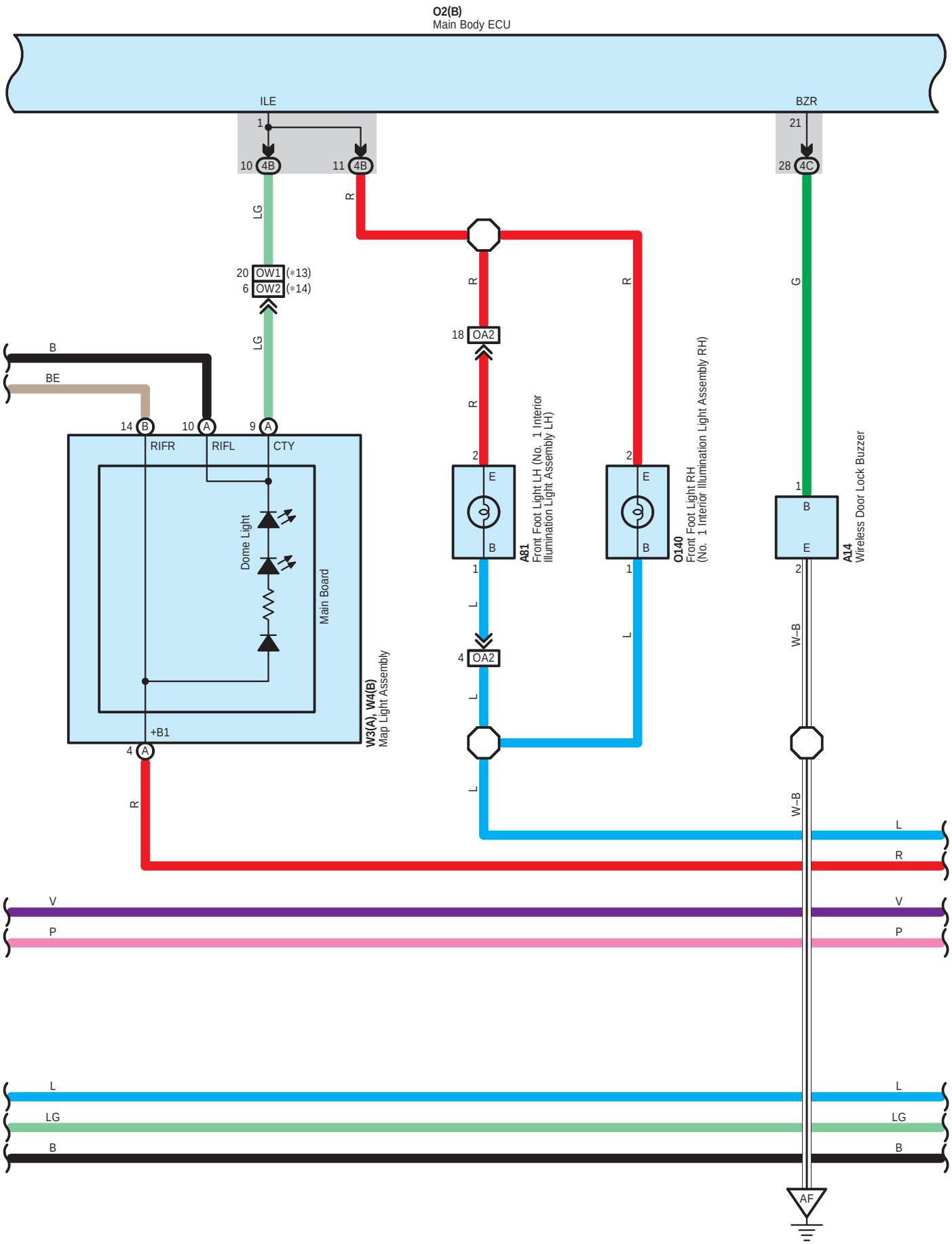
O2(B)
Main Body ECU
ILE
BZR
1
10 4B
11 4B
21
28 4C
LG
R
G
20 OW1 (*13)
6 OW2 (*14)
18 OA2
B
BE
14 B
10 A
9 A
RIFR
RIFL
CTY
Dome Light
Main Board
+B1
4 A
W3(A), W4(B)
Map Light Assembly
2
E
B
1
A81
Front Foot Light LH (No. 1 Interior Illumination Light Assembly LH)
O140
Front Foot Light RH (No. 1 Interior Illumination Light Assembly RH)
L
4 OA2
W-B
A14
Wireless Door Lock Buzzer
V
P
LG
AF

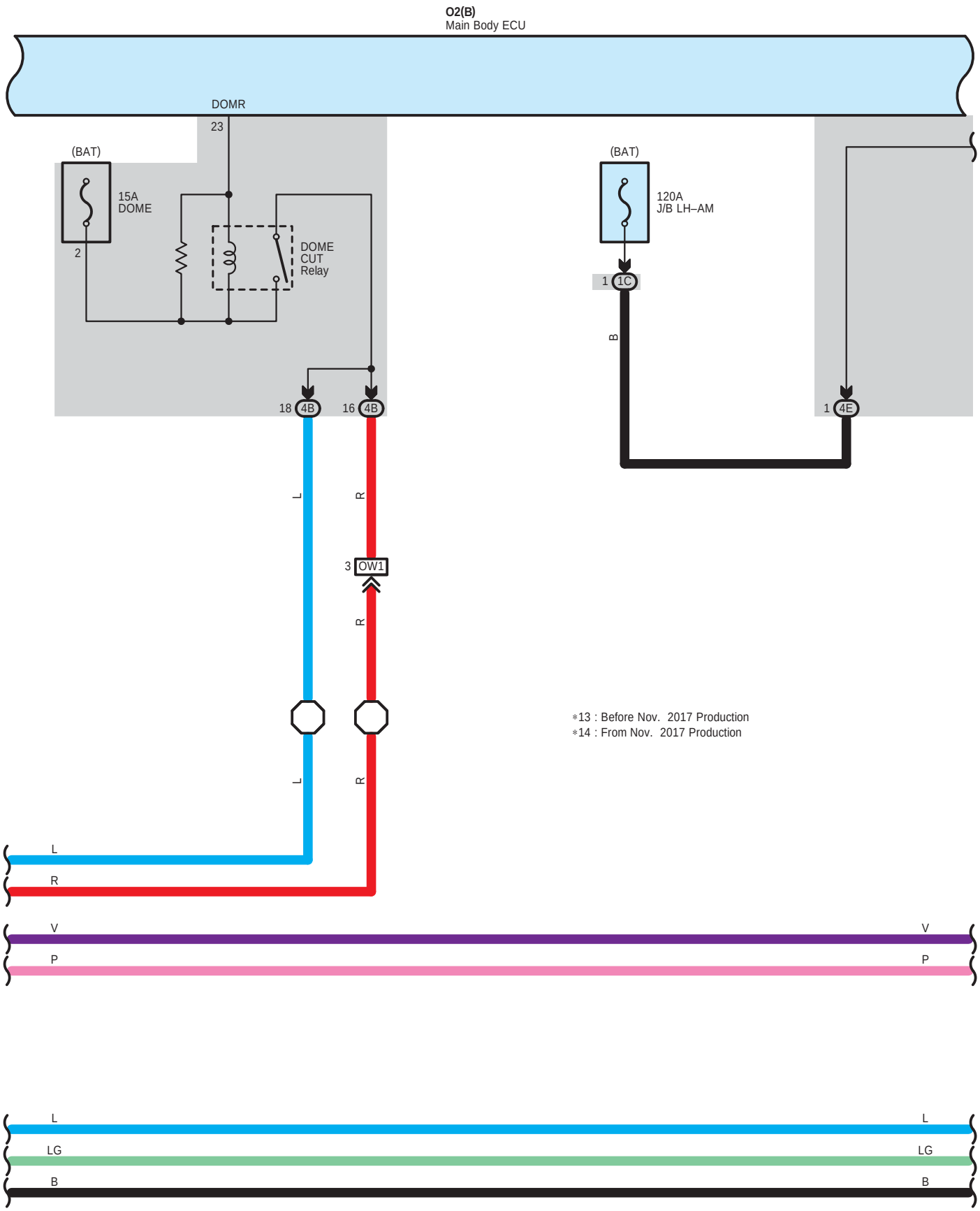
O2(B)
Main Body ECU
DOMR
23
(BAT)
15A
DOME
2
DOME
CUT
Relay
18 4B
16 4B
(BAT)
120A
J/B LH–AM
1 1C
B
1 4E
L
R
3 OW1
R
L
R
∗13 : Before Nov. 2017 Production
∗14 : From Nov. 2017 Production
L
R
V
V
P
P
L
L
LG
LG
B
B

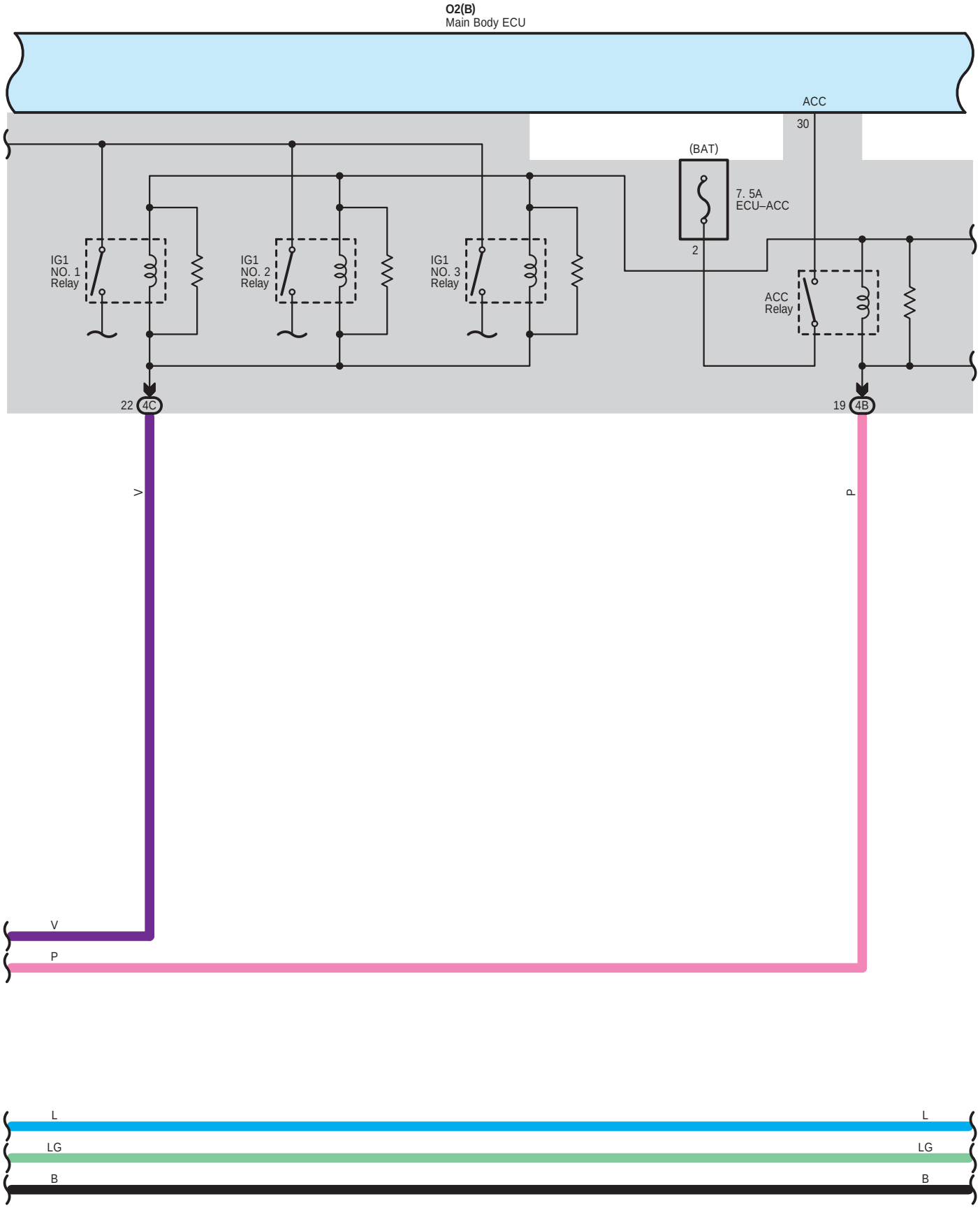
O2(B)
Main Body ECU
ACC
30
(BAT)
7. 5A
ECU–ACC
2
IG1
NO. 1
Relay
IG1
NO. 2
Relay
IG1
NO. 3
Relay
ACC
Relay
22
4C
19
4B
V
P
V
P
L
LG
B
L
LG
B

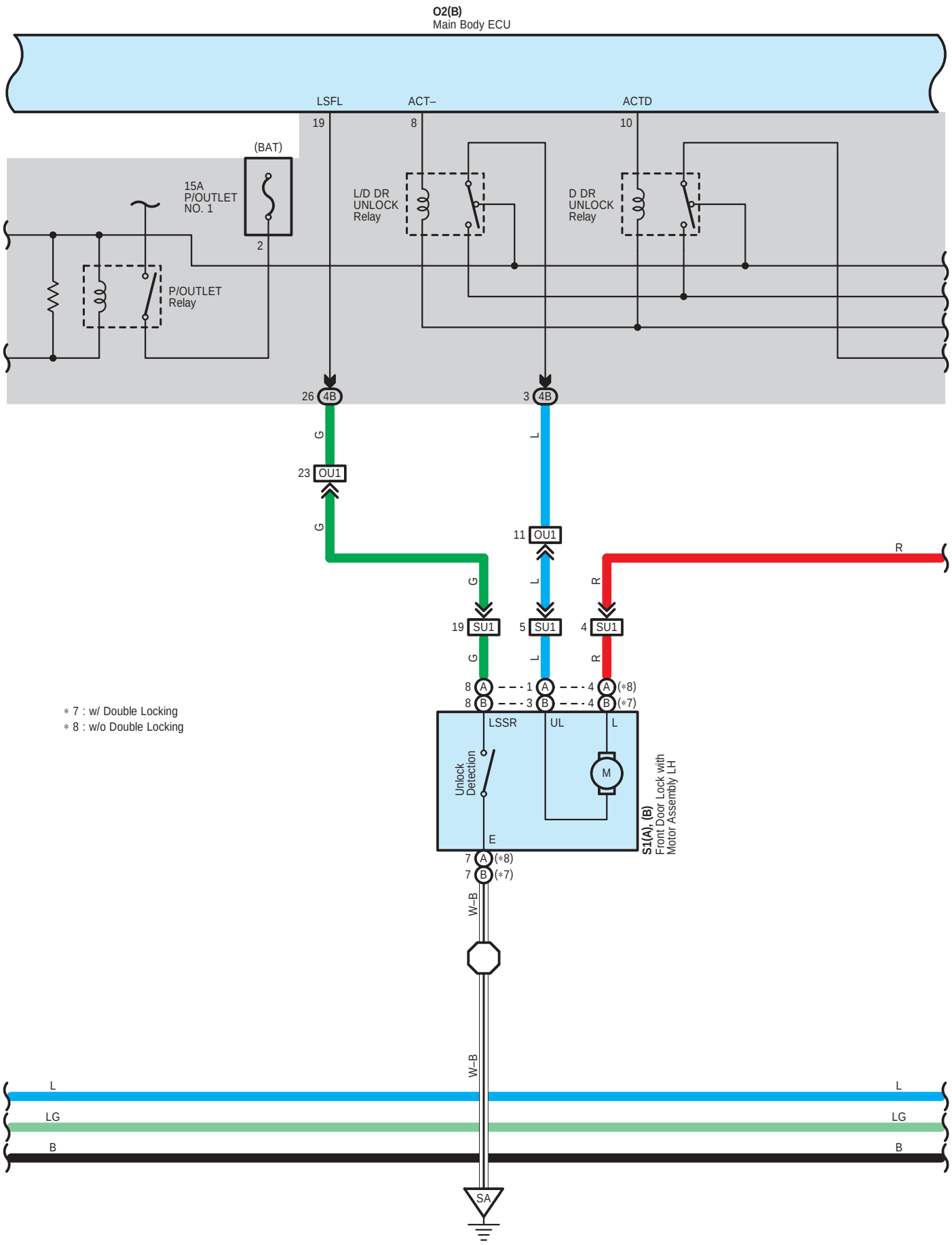
O2(B)
Main Body ECU
LSFL
ACT–
ACTD
19
8
10
(BAT)
15A
P/OUTLET
NO. 1
2
L/D DR
UNLOCK
Relay
D DR
UNLOCK
Relay
P/OUTLET
Relay
26 4B
3 4B
G
L
23 OU1
11 OU1
R
19 SU1
5 SU1
4 SU1
8 A
8 B
1 A
3 B
4 A (*8)
4 B (*7)
LSSR
UL
L
Unlock
Detection
M
E
7 A (*8)
7 B (*7)
S1(A), (B)
Front Door Lock with
Motor Assembly LH
W–B
LG
B
SA
* 7 : w/ Double Locking
* 8 : w/o Double Locking

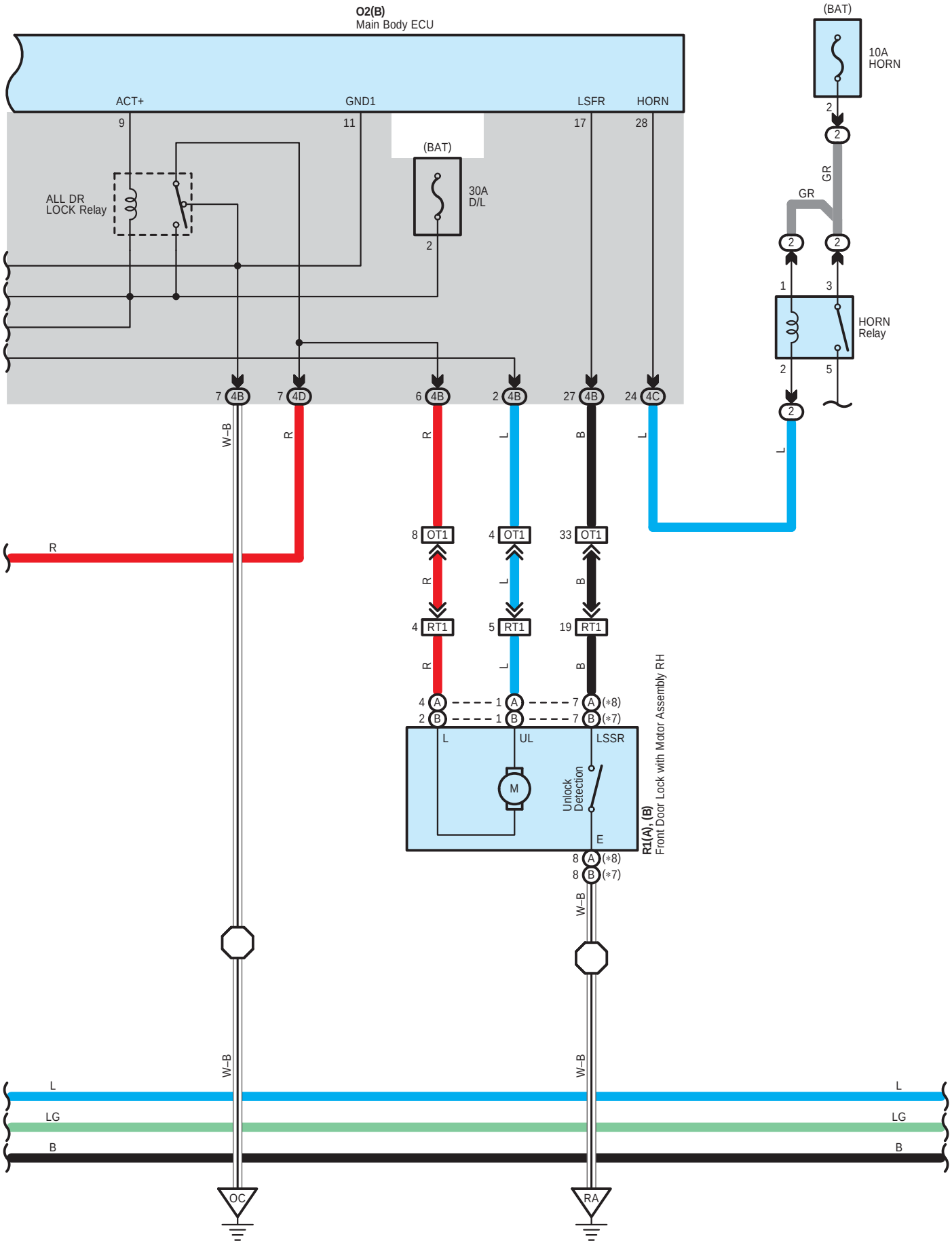
O2(B)
Main Body ECU
ACT+
GND1
LSFR
HORN
9
11
17
28
(BAT)
30A
D/L
2
ALL DR
LOCK Relay
(BAT)
10A
HORN
2
GR
GR
2
2
1
3
HORN
Relay
2
5
2
7 4B
7 4D
6 4B
2 4B
27 4B
24 4C
W–B
R
R
L
B
L
L
R
8 OT1
4 OT1
33 OT1
R
L
B
4 RT1
5 RT1
19 RT1
R
L
B
4 A
2 B
1 A
1 B
7 A (*8)
7 B (*7)
L
UL
LSSR
M
Unlock
Detection
E
R1(A), (B)
Front Door Lock with Motor Assembly RH
8 A (*8)
8 B (*7)
W–B
W–B
W–B
L
LG
B
L
LG
B
OC
RA

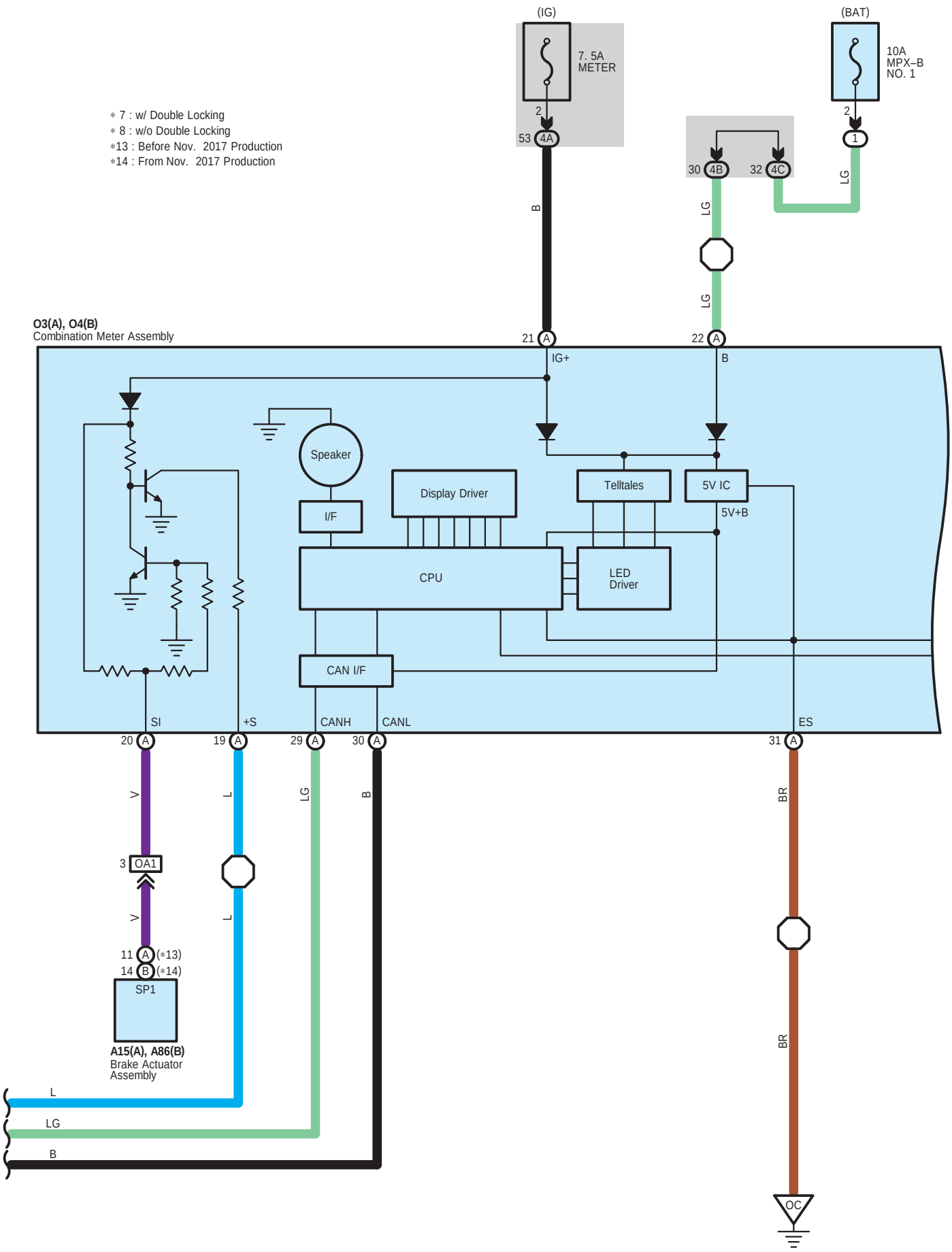
(IG)
7. 5A
METER
(BAT)
10A
MPX–B
NO. 1
∗ 7 : w/ Double Locking
∗ 8 : w/o Double Locking
∗13 : Before Nov. 2017 Production
∗14 : From Nov. 2017 Production
53 4A
30 4B
32 4C
O3(A), O4(B)
Combination Meter Assembly
21 A
22 A
IG+
B
Speaker
I/F
Display Driver
Telltales
5V IC
5V+B
CPU
LED
Driver
CAN I/F
SI
+S
CANH
CANL
ES
20 A
19 A
29 A
30 A
31 A
3 OA1
11 A (∗13)
14 B (∗14)
SP1
A15(A), A86(B)
Brake Actuator
Assembly
OC

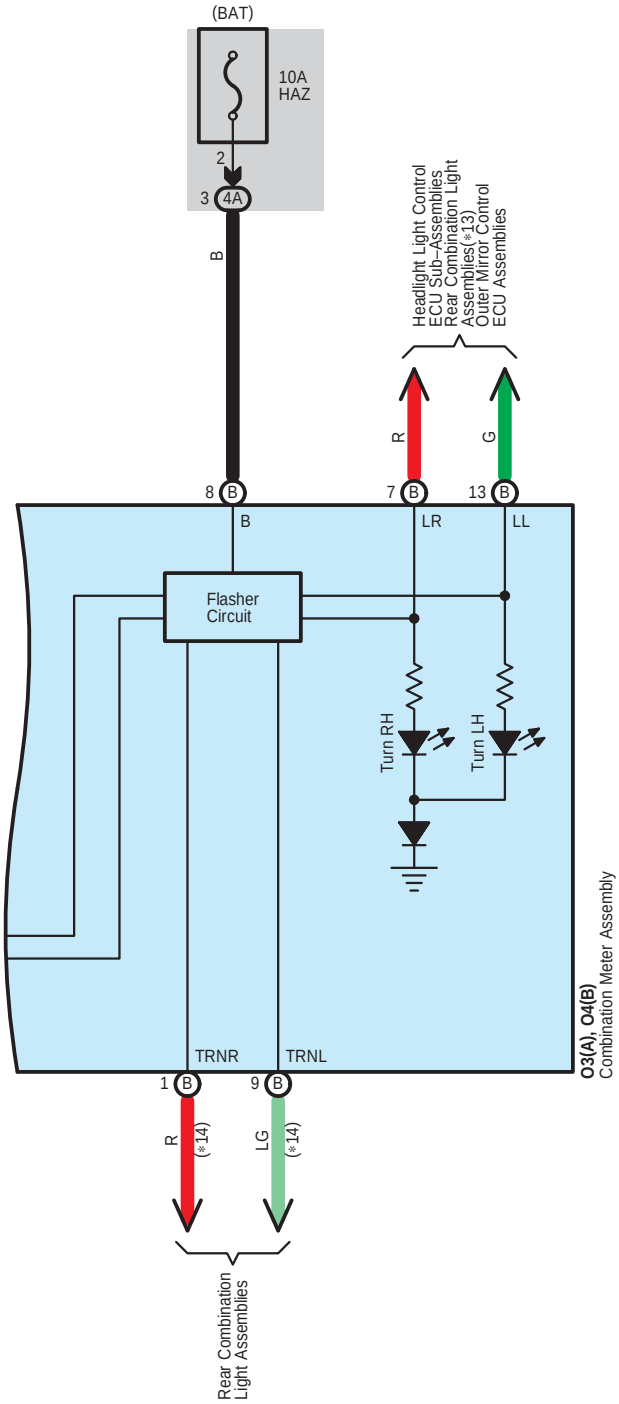

*13 : Before Nov. 2017 Production
*14 : From Nov. 2017 Production

A13
White

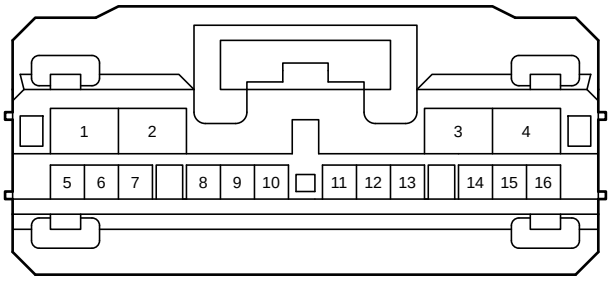

90980-12763

A14
Gray

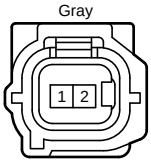

90980-12572

A15
Black

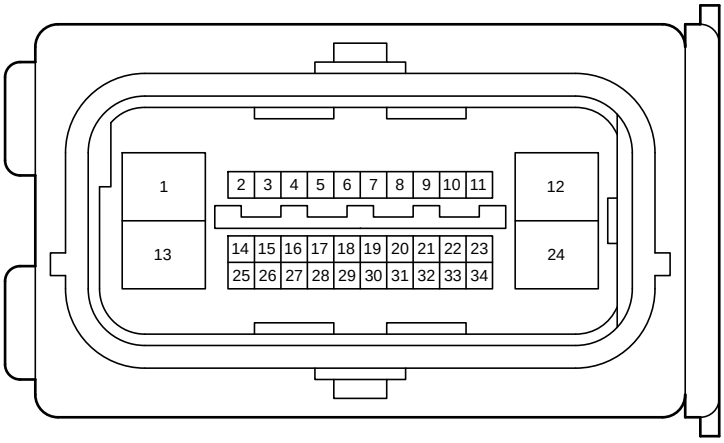

90980-12686

A52
White

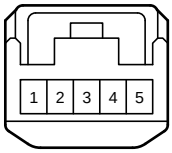

90980-12366

A66
White

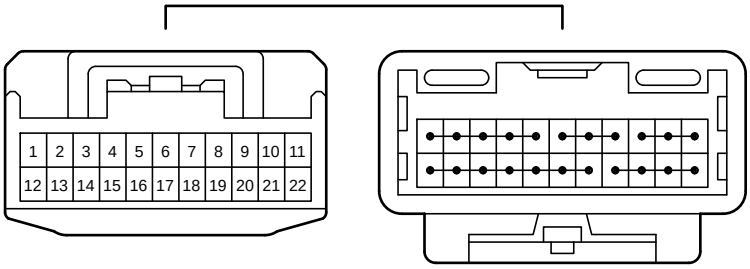

90980-12372

A77
White

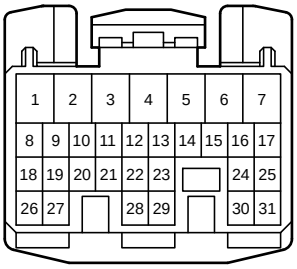

90980-12525

A78
White

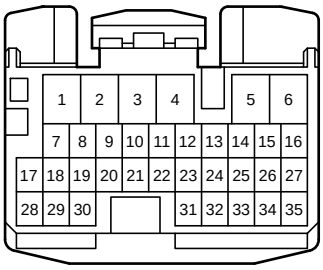

90980-12529

A80
White

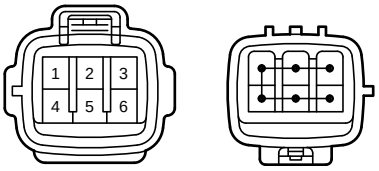

90980-11194

A81
White

90980-11148

A86
Black

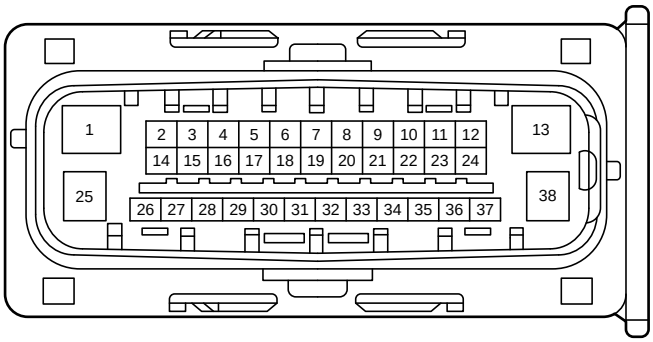

90980-12B01

F1
White

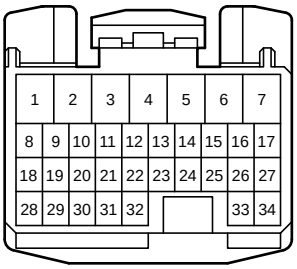

90980-12527

F2
White

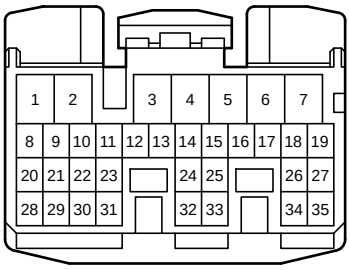

90980-12528

F26
Gray

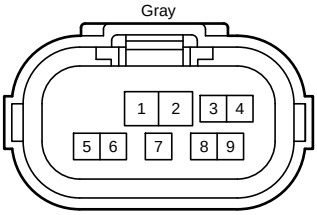

90980-12362

F45
Black

90980-11400

F47
Black

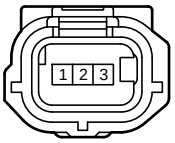

90980-12353

F52
White

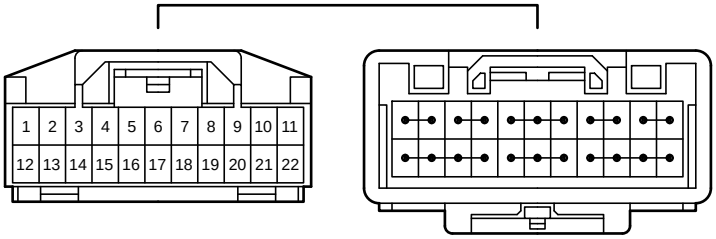

90980-11915

F53
White

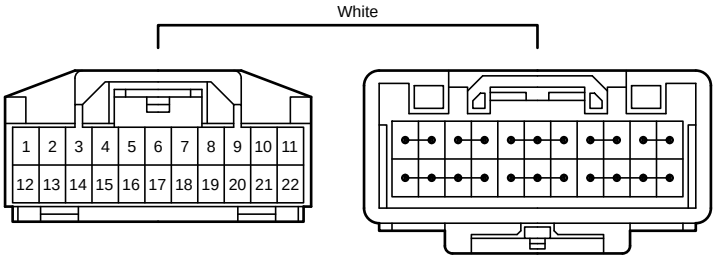

90980-11915

F57
Black

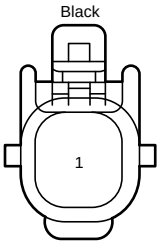

90980-12941

G1

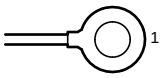

G3

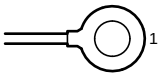

O2
White

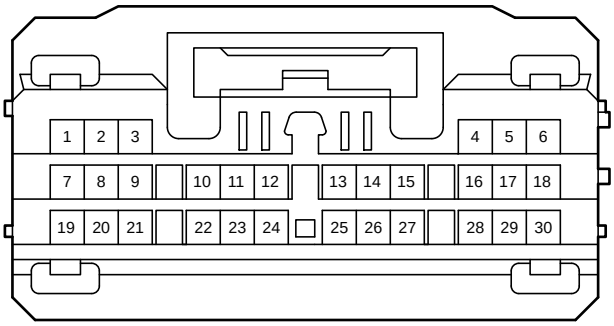

90980-12909

O3
Black

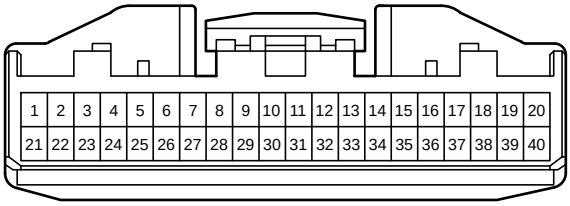

90980-12557

O4
Black

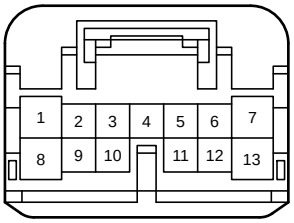

90980-12767

O5
Black

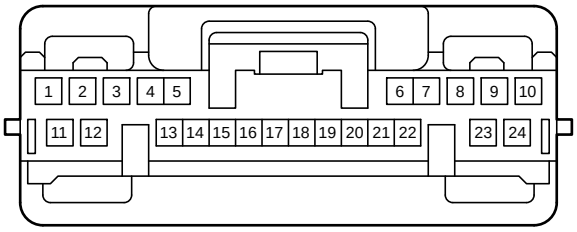

90980-12912

O6
Black

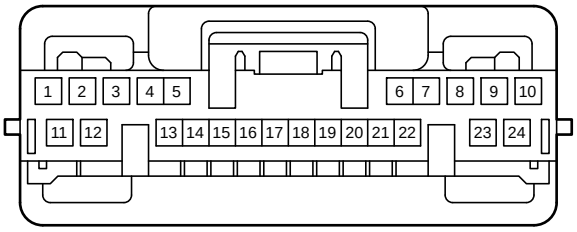

90980-12A42

O27
Black

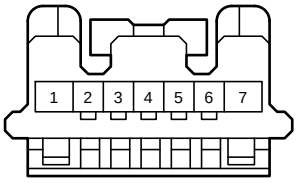

90980-12092

O45
White

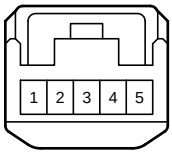

90980-12366

O49
Black

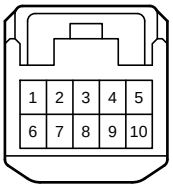

90980-12368

O64
Black



90980-12553

O80
White

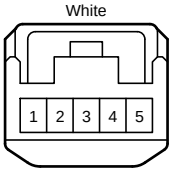

90980-12366

O83
White

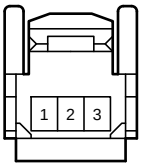

90980-12795

O104
White

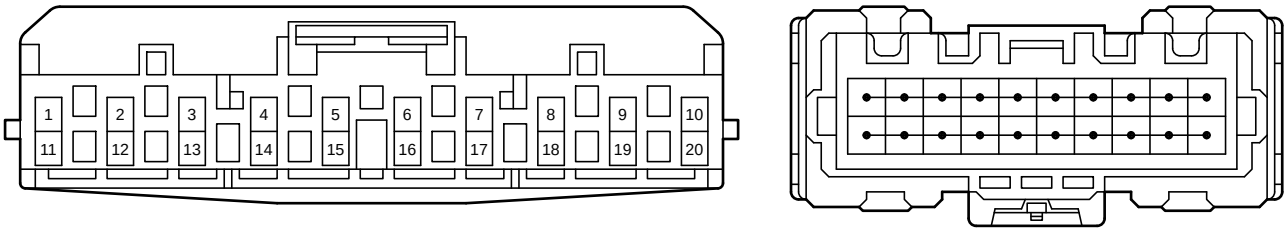

90980-12A58

O105
White

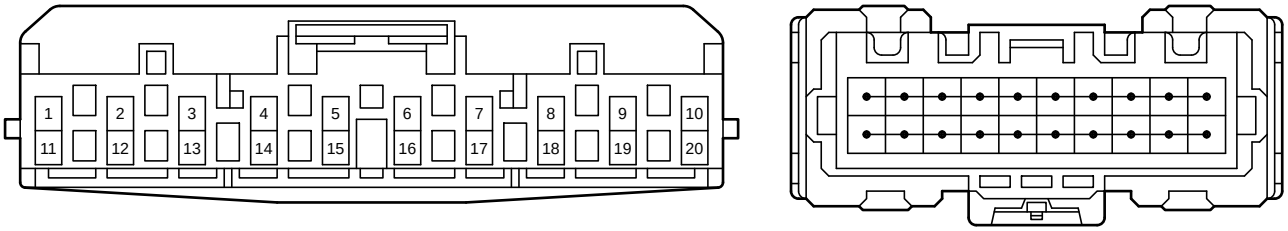

90980-12A58

O140
White

90980-11148

R1
White

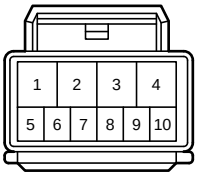

90980-12226

R9
Gray

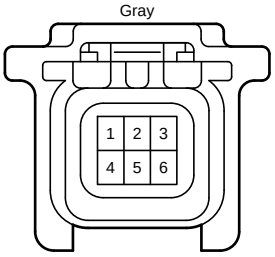

90980-12790

S1
White

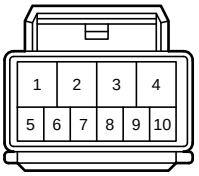

90980-12226

S15
Gray

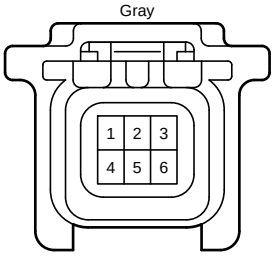

90980-12790

T6
Black

90980-10871

T19
White

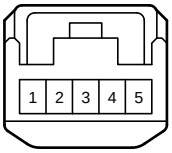

90980-12366

U2
White

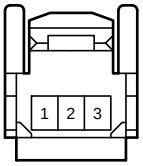

90980-12795

U3
White

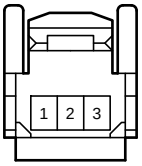

90980-12795

U13
Black

90980-10871

U33
White

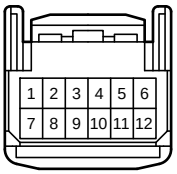

90980-12552

U39
Black

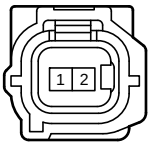

90980-12416

U40
Blue

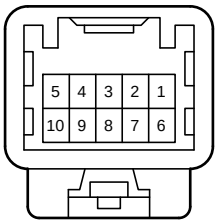

90980-12367

U44
White

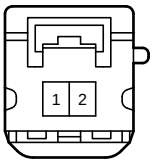

90980-12808

U46
Black



90980-10908

U54
Black

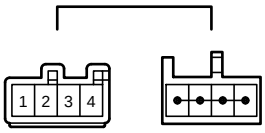

90980-11398

W3
White

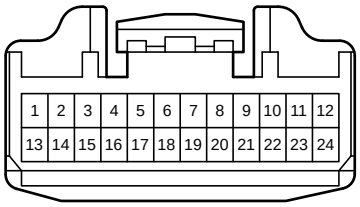

90980-12554

W4
White

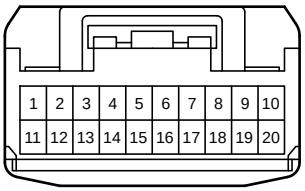

90980-12460

W10
White

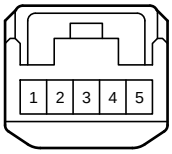

90980-12366

f1

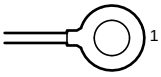

1C

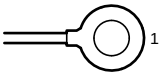

4A
White

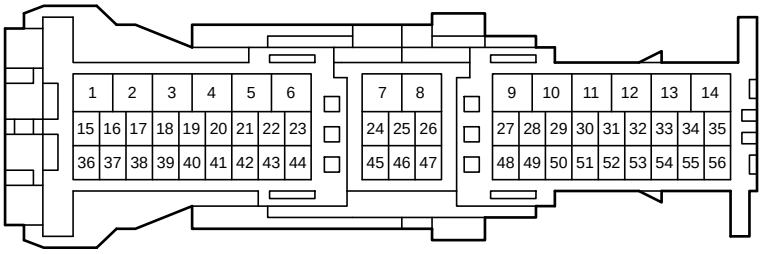

90980-12943

4B
White

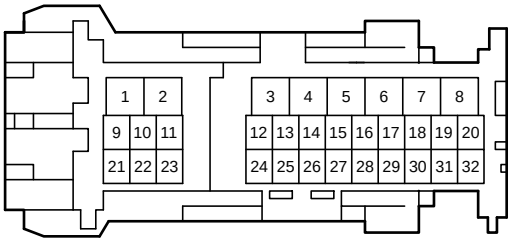

90980-12A48

4C
White

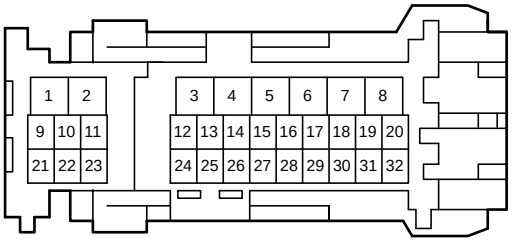

90980-12A47

4D
White

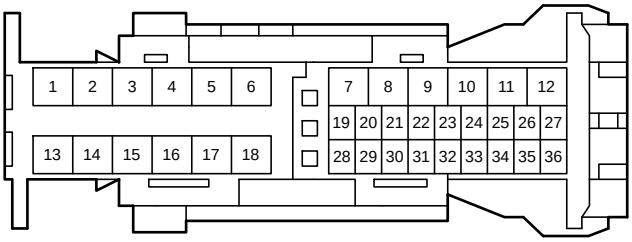

90980-12944

4E
Gray

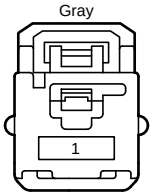

90980-12756

FA1
White

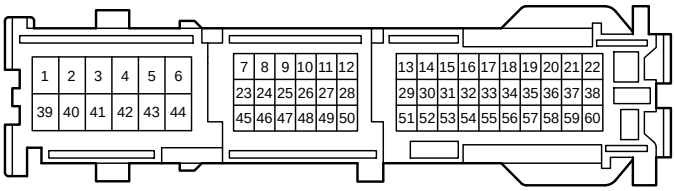

90980-12501

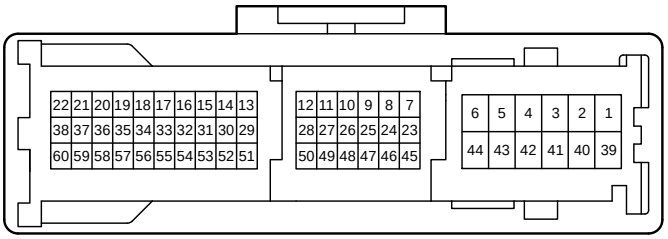

90980-12514

OA1
White

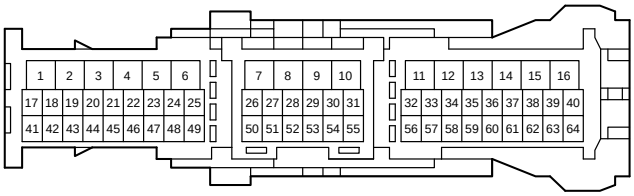

90980-12774

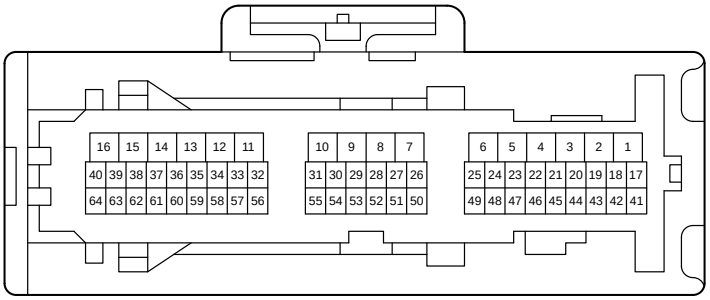

90980-12798

OA2
White

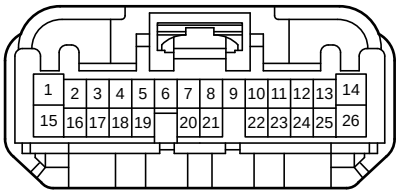

82824-24090

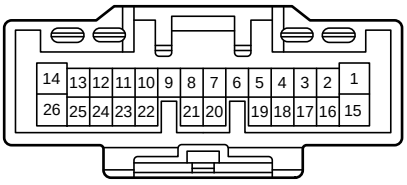

82824-24080

OA3
White

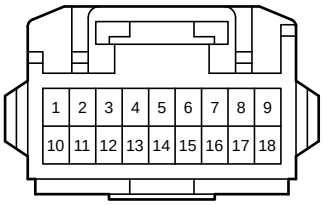

82824-53070

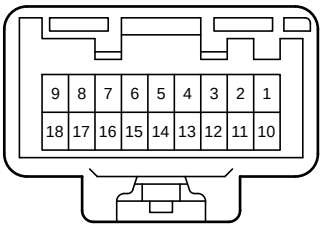

82824-53060

OO1
White

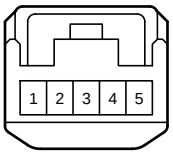

90980-12366

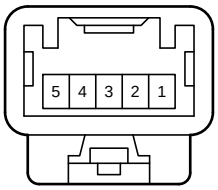

90980-12365

OT1
White

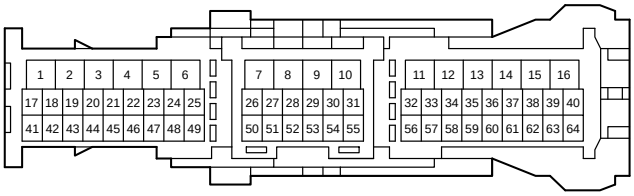

90980-12774

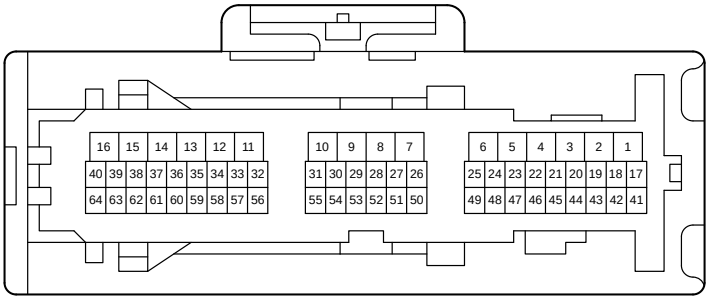

90980-12798

OU1
White

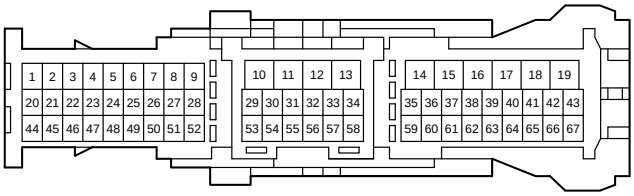

90980-12783

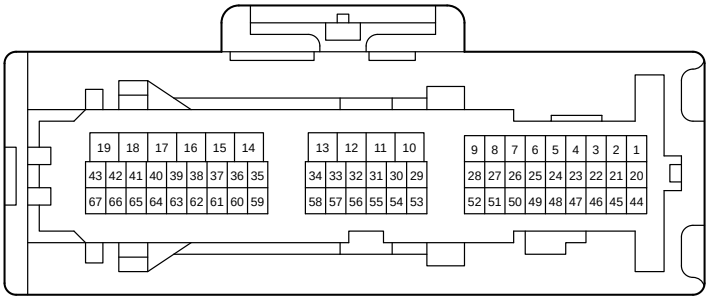

90980-12800

OU2
White

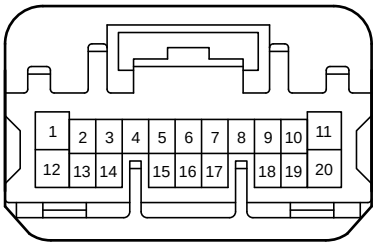

90980-12741

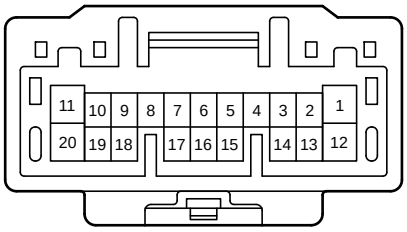

90980-12740

OU3

White

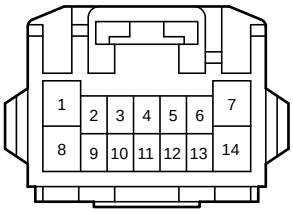

82824-53090

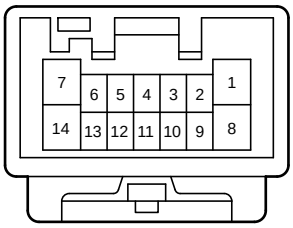

82824-53080

OW1

White

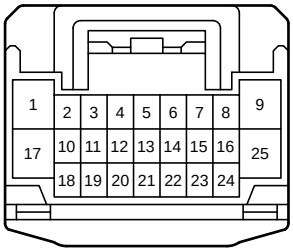

90980-12414

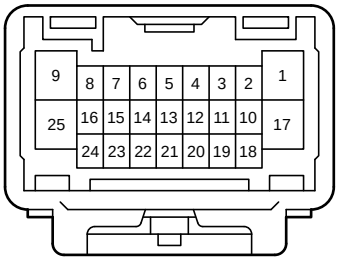

90980-12413

OW2

White

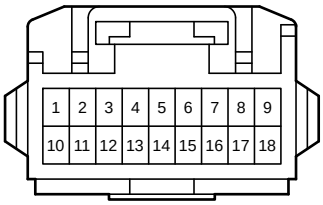

82824-53070

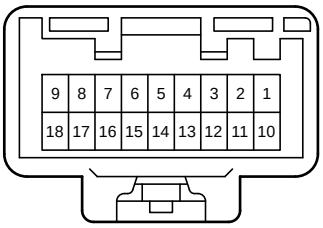

82824-53060

RT1

White

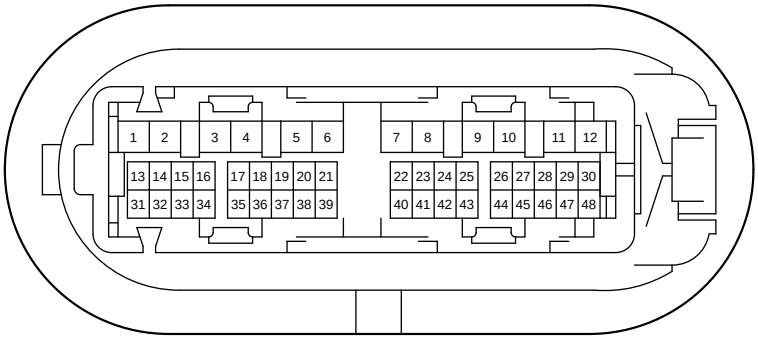

90980-12A09

Yellow

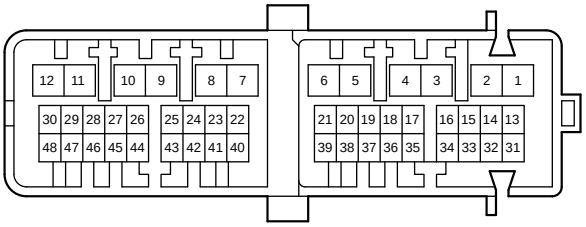

90980-12A06

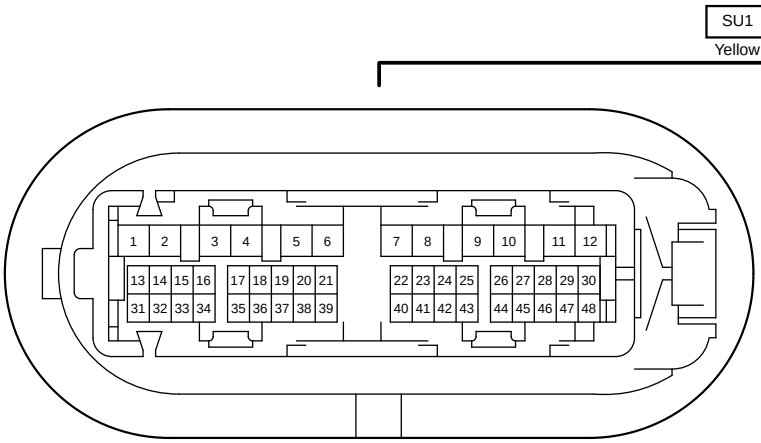

90980-12A09

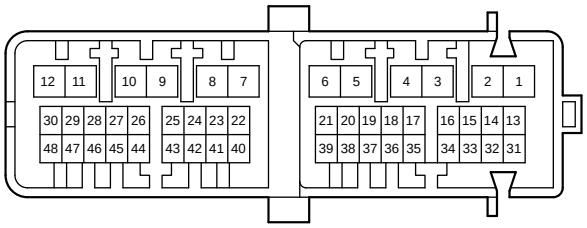

90980-12A06

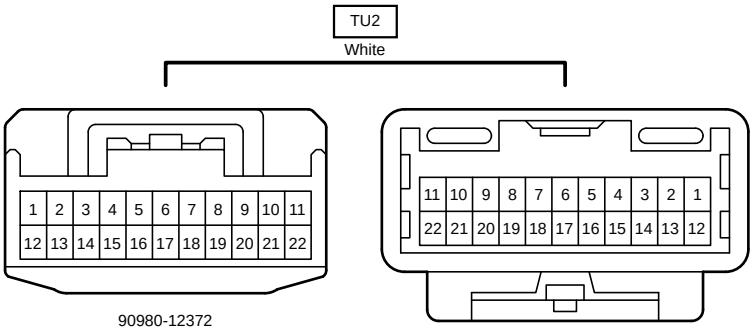

90980-12372

90980-12371